ATHEX GROUP
Athens Exchange Group

# 25

## Ημερήσιο Δελτίο Συναλλακτικής Δραστηριότητας

## Daily Official List of Trading Activity

Disclaimer:

Hellenic Exchanges-Athens Stock Exchange S.A endeavours to ensure that the data and other material ("Information") presented on the Daily Official List are accurate and complete, but it is not liable for any errors or omissions of data or /and for the accuracy, credibility, updating and completeness of the aforesaid information nor it has any liability arising directly or indirectly from the use of the above Information.

The Company is not liable for the accuracy of the data included in listed companies' announcements. Only the sender of such an announcement is fully and solely liable for any infringement of third party's rights from the content of such announcement, All contents of the Daily Official List are provided only for information purposes and do not constitute investment advice or solicitation to invest in securities or other products listed for trading on the Exchange.

You acknowledge and agree that the Company is the owner of any property rights related to any Information appearing on the Daily Official List including intellectual property rights copyright, trademarks, etc.

The above data are a property of the Hellenic Exchanges-Athens Exchange and are copyright protected. Users are forbidden to reproduce, modify, copy, sale, transmit or redistribute, by all reproduction means and methods, part or the whole of the above data, without reference to their source.

The commercial exploitation of these data is, also, forbidden by third parties. Hellenic Exchanges-Athens Exchange does not carry any responsibility, direct or indirect, derived from usage or accidental alteration of the above data when used by third parties.

Hellenic Exchanges – Athens Stock Exchange S.A.
110 Athinon Ave.,10442 Athens, Tel: (210) 33.66.800, Fax: (210) 32.13.938
www.athexgroup.gr

## Summary of Markets

Athex Composite Share Price Index vs Shares and Derivatives Transactions Value

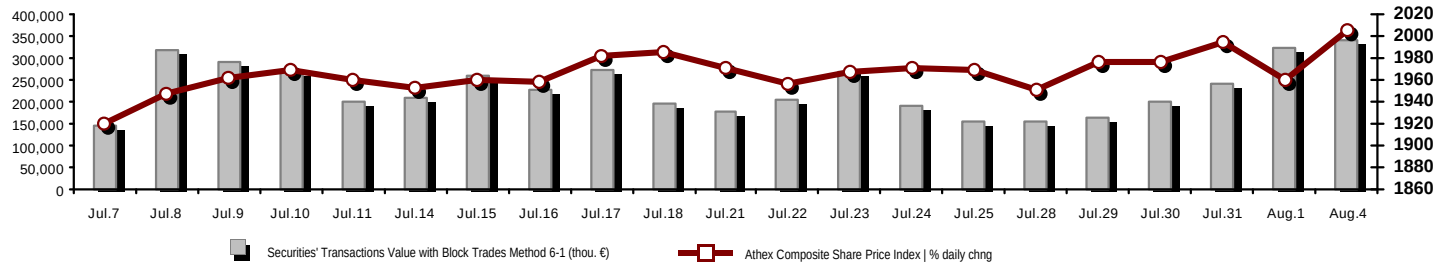


| | | |
|---|---|---|
| Athex Capitalisation (mill. €) **: | 140,036.61 | |
| Daily change: mill. € \| % | 8,468.30 | 6.44% |
| Yearly Avg Capitalisation: mill. € \| % chng prev year Avg | 118,534.02 | 20.11% |
| Athex Composite Share Price Index \| % daily chng | 2,005.97 | 2.34% |
| Athex Composite Share Price Index Capitalisation (mill. €) | 124,103.60 | |
| Daily change (mill. €) | 1,640.53 | |

| | | |
|---|---|---|
| Derivatives Total Open Interest | 641,380 | |
| in Index Futures \| % daily chng | 8,104 | -0.65% |
| in Stock Futures \| % daily chng | 631,273 | -0.50% |
| in Index Options \| % daily chng | 1,482 | 9.86% |
| in Stock Options \| % daily chng | 521 | 24.34% |

| | | |
|---|---|---|
| Securities' Transactions Value with Block Trades Method 6-1 ( | 339,577.71 | |
| Daily change: % | 18,570.61 | 5.79% |
| YtD Avg Trans. Value: thou. € \| % chng prev year Avg | 201,422.57 | 46.61% |
| Blocks Transactions Value of Method 6-1 (thou. €) | 44,644.17 | |
| Blocks Transactions Value of Method 6-2 & 6-3 (thou. €) | 374.90 | |
| Bonds Transactions Value (thou.€) | 693.71 | |

| | | |
|---|---|---|
| Derivatives Contracts Volume: | 32,817 | |
| Daily change: pieces \| % | -1,854 | -5.35% |
| YtD Avg Derivatives Contracts % chng prev year Avg | 46,824 | 25.83% |
| Derivatives Trades Number: | 2,270 | |
| Daily change: number \| % | -287 | -11.22% |
| YtD Avg Trades number % chng prev year Avg | 2,205 | 21.04% |

| | | |
|---|---|---|
| Securities' Transactions Volume with Block Trades Method 6-1 (th | 49,314.03 | |
| Daily change: thou. pieces \| % | -9,994.26 | -16.85% |
| YtD Avg Volume: % chng prev year Avg | 42,459.96 | 45.95% |
| Blocks Transactions Volume of Method 6-1 (thou. Pieces) | 11,281.25 | |
| Blocks Transactions Volume of Method 6-2 & 6-3 (thou. Pieces | 10.50 | |
| Bonds Transactions Volume | 687,000 | |

| | | |
|---|---|---|
| Lending Total Open Interest | 715,243 | |
| Daily change: pieces \| % | 8,696 | 1.23% |
| Lending Volume (Multilateral/Bilateral) | 25,100 | |
| Daily change: pieces \| % | 0 | 0.00% |
| Multilateral Lending | 10,300 | |
| Bilateral Lending | 14,800 | |

| | | |
|---|---|---|
| Securities' Trades Number with Block Trades Method 6-1 | 45,156 | |
| Daily change: number \| % | -20,111 | -30.81% |
| YtD Avg Trades number % chng prev year Avg | 48,581 | 34.12% |
| Number of Blocks Method 6-1 | 13 | |
| Number of Blocks Method 6-2 & 6-3 | 2 | |
| Number of Bonds Transactions | 140 | |

| | | |
|---|---|---|
| Lending Trades Number: | 7 | 54.16% |
| Daily change: % | -3 | |
| Multilateral Lending Trades Number | 2 | |
| Bilateral Lending Trades Number | 5 | |

Athex Capitalisation (mill. €) **

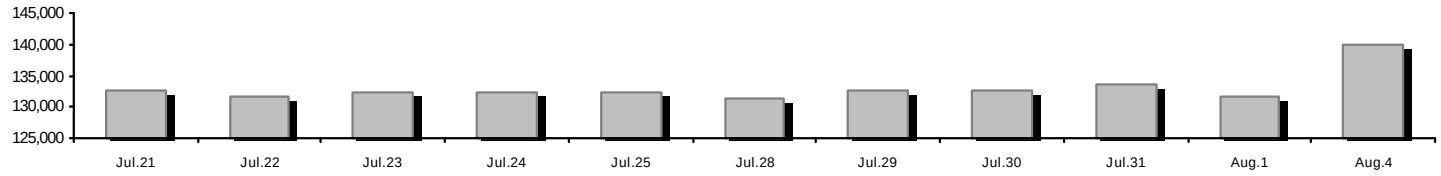


Daily Fluctuation of Athex Composite Share Price Index

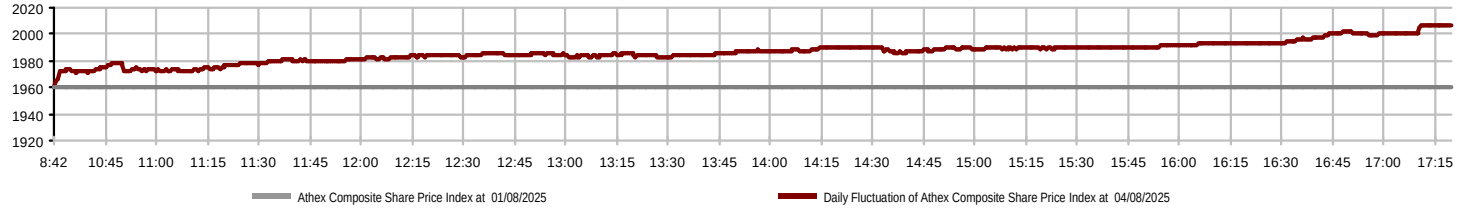

## Athex Indices

| Index name | 04/08/2025 | | 01/08/2025 | pts. | % | Min | Max | Year min | Year max | Year change | |
|---|---|---|---|---|---|---|---|---|---|---|---|
| Athex Composite Share Price Index | 2,005.97 | # | 1,960.06 | 45.91 | 2.34% | 1,960.06 | 2,006.10 | 1,455.08 | 2,006.10 | 36.49% | # |
| Athex Composite Index Total Return Index | 3,919.56 | # | 3,829.13 | 90.43 | 2.36% | 3,829.13 | 3,919.83 | 2,755.49 | 3,919.83 | 41.02% | # |
| Athex ESG Index | 2,363.73 | # | 2,307.47 | 56.26 | 2.44% | 2,307.47 | 2,363.87 | 1,676.07 | 2,363.87 | 40.86% | # |
| ATHEX Small Cap Price Index | 2,249.60 | # | 2,241.30 | 8.30 | 0.37% | 2,235.37 | 2,251.32 | 1,985.84 | 2,305.33 | --- | ¬ |
| ATHEX Alternative Market Price Index | 18,089.57 | # | 18,075.69 | 13.88 | 0.08% | 17,711.26 | 18,167.77 | 13,631.97 | 18,812.31 | 19.82% | # |
| FTSE/Athex Large Cap | 5,048.29 | # | 4,921.88 | 126.41 | 2.57% | 4,921.88 | 5,048.29 | 3,550.72 | 5,048.29 | 41.39% | # |
| FTSE/Athex Mid Cap Index | 2,878.76 | # | 2,862.53 | 16.23 | 0.57% | 2,854.59 | 2,881.32 | 2,262.76 | 2,941.44 | 23.34% | # |
| FTSE/ATHEX High Dividend Yield Index | 4,904.81 | # | 4,887.27 | 17.54 | 0.36% | 4,884.84 | 4,907.90 | 3,928.87 | 4,965.43 | 21.99% | # |
| FTSE/Athex Market Index | 1,198.73 | # | 1,170.74 | 27.99 | 2.39% | 1,170.74 | 1,198.77 | 850.04 | 1,198.77 | 40.83% | # |
| FTSE/Athex Banks | 2,212.24 | # | 2,119.03 | 93.21 | 4.40% | 2,119.03 | 2,212.24 | 1,278.63 | 2,212.24 | 72.02% | # |
| FTSE/ATHEX TECHNOLOGY & TELECOMMUNICAT | 6,381.68 | # | 6,313.50 | 68.18 | 1.08% | 6,313.50 | 6,400.45 | 5,244.36 | 6,483.73 | 12.56% | # |
| FTSE/ATHEX FINANCIAL SERVICES | 10,356.48 | # | 9,925.73 | 430.75 | 4.34% | 9,925.73 | 10,356.48 | 6,002.57 | 10,356.48 | 71.62% | # |
| FTSE/ATHEX REAL ESTATE | 5,062.42 | # | 5,034.02 | 28.40 | 0.56% | 5,028.68 | 5,084.36 | 4,359.91 | 5,192.61 | 3.75% | # |
| FTSE/ATHEX CONSUMER DISCRETIONARY | 6,049.14 | # | 5,956.61 | 92.53 | 1.55% | 5,946.64 | 6,049.14 | 4,770.42 | 6,115.51 | 20.14% | # |
| FTSE/ATHEX CONSUMER STAPLES | 8,607.37 | ₢ | 8,635.33 | -27.96 | -0.32% | 8,579.26 | 8,660.92 | 6,653.46 | 8,845.99 | 28.68% | # |
| FTSE/ATHEX INDUSTRIALS | 7,921.27 | # | 7,798.25 | 123.02 | 1.58% | 7,798.25 | 7,922.27 | 6,534.30 | 8,020.04 | 10.67% | # |
| FTSE/ATHEX BASIC MATERIALS | 5,934.03 | # | 5,843.12 | 90.91 | 1.56% | 5,829.45 | 5,934.03 | 4,549.74 | 6,402.10 | 18.27% | # |
| FTSE/ATHEX ENERGY & UTILITIES | 6,236.49 | # | 6,194.94 | 41.55 | 0.67% | 6,194.50 | 6,326.81 | 4,945.68 | 6,340.12 | 25.25% | # |
| Athex All Share Index | 448.48 | # | 440.24 | 8.24 | 1.87% | 448.48 | 448.48 | 340.27 | 448.48 | 32.12% | # |
| Hellenic Mid & Small Cap Index | 2,515.54 | # | 2,490.29 | 25.25 | 1.01% | 2,490.29 | 2,516.08 | 2,005.36 | 2,549.56 | 18.84% | # |
| FTSE/Athex Large Cap Total Return | 8,960.06 | # | 8,735.70 | 224.36 | 2.57% | | | 6,199.42 | 8,960.06 | 45.81% | # |
| FTSE/Athex Mid Cap Total Return | 4,038.60 | # | 4,015.83 | 22.77 | 0.57% | | | 3,153.97 | 4,084.86 | 26.29% | # |
| MSCI GREECE REBASED | 8,394.23 | # | 8,122.31 | 271.92 | 3.35% | 8,122.31 | 8,394.23 | 5,512.03 | 8,394.23 | 50.93% | # |
| Hellenic Corporate Bond Index | 143.03 | # | 142.99 | 0.03 | 0.02% | | | 138.48 | 143.03 | 2.85% | # |
| Hellenic Corporate Bond Price Index | 94.53 | # | 94.52 | 0.01 | 0.01% | | | 93.11 | 94.57 | 0.64% | # |

Note 1: FTSE/Med 100, Hellenic Corporate Bond Price Index and Hellenic Corporate Bond Index closing prices refer to the previous trading day of 31/07/2025.

Note 2: The Hellenic Mid & Small Cap Index is a Customized index calculated by the Athens Exchange.

## Analytic Figures for Athex Market's Boards and Categories

| | Total Traded Securities | Main Market | Surveillance | Exchange Traded Funds (ETFs) |
|---|---|---|---|---|
| Totals | 128 | 126 | 1 | 1 |
| Gain / Lose / Same: | 89 / 28 / 11 | 88 / 28 / 10 | 0 / 0 / 1 | 1 / 0 / 0 |
| Athex Capitalisation (mill. €) ** | 140,036.61 | 140,033.61 | 3.00 | |
| Daily Average Trans/ons Value(thou.€) | 201,422.57 | 201,347.63 | 25.02 | 316.35 |
| Transactions Value | 339,952.61 | 339,176.75 | 0.01 | 775.85 |
| Main Board: | 294,933.54 | 294,157.68 | 0.01 | 775.85 |
| Blocks Board 6_2_3: | 45,019.07 | 45,019.07 | 0.00 | 0.00 |
| Forced Sales Board: | 0.00 | 0.00 | 0.00 | 0.00 |
| Special Terms Board: | 0.00 | 0.00 | 0.00 | 0.00 |
| Daily Average Transactions Volume | 42,459,959 | 42,415,932 | 83,588 | 7,450 |
| Transactions Volume | 49,324,534 | 49,308,893 | 25 | 15,616 |
| Main Board: | 38,032,785 | 38,017,144 | 25 | 15,616 |
| Blocks Board 6_2_3: | 11,291,749 | 11,291,749 | 0 | 0 |
| Forced Sales Board: | 0 | 0 | 0 | 0 |
| Special Terms Board: | 0 | 0 | 0 | 0 |
| Daily Average Number of Trades | 48,581 | 48,417 | 41 | 125 |
| Number of Trades | 45,158 | 44,984 | 1 | 173 |
| Main Board: | 45,143 | 44,969 | 1 | 173 |
| Blocks Board 6_2_3: | 15 | 15 | 0 | 0 |
| Forced Sales Board: | 0 | 0 | 0 | 0 |
| Special Terms Board: | 0 | 0 | 0 | 0 |

## Trading Details by Athex Sectors and Financial Instruments (ETFs)

| Code | | Sectors | Gain / Lose / Same | Number of Trades | Transactions Volume | Transactions Value | % of Total Trans. Value |
|---|---|---|---|---|---|---|---|
| 3010 | - | Banks | 7 / 1 / 0 | 20,823 | 40,722,494 | 177,405,123.62 | 52.19% |
| 5510 | - | Basic Resources | 6 / 5 / 2 | 990 | 251,167 | 893,790.29 | 0.26% |
| 5010 | - | Construction & Materials | 12 / 1 / 0 | 2,974 | 1,187,015 | 7,037,546.91 | 2.07% |
| 4020 | - | Consumer Products & Services | 5 / 1 / 0 | 293 | 63,815 | 305,936.77 | 0.09% |
| 6010 | - | Energy | 1 / 3 / 0 | 1,303 | 208,277 | 1,814,211.51 | 0.53% |
| 12000 | - | Financial Instruments | 1 / 0 / 0 | 173 | 15,616 | 775,853.00 | 0.23% |
| 3020 | - | Financial Services | 3 / 1 / 1 | 731 | 391,124 | 2,703,193.21 | 0.80% |
| 4510 | - | Food Beverage & Tobacco | 1 / 3 / 2 | 226 | 28,009 | 528,882.22 | 0.16% |
| 2010 | - | Health Care | 3 / 0 / 0 | 104 | 55,888 | 49,788.70 | 0.01% |
| 5020 | - | Industrial Goods & Services | 12 / 4 / 2 | 1,922 | 522,759 | 4,619,812.20 | 1.36% |
| 3030 | - | Insurance | 1 / 0 / 0 | 42 | 4,101 | 19,685.30 | 0.01% |
| 4030 | - | Media | 1 / 2 / 0 | 644 | 257,161 | 1,091,251.03 | 0.32% |
| 4520 | - | Personal Care, Drug & Grocery Stores | 1 / 1 / 0 | 268 | 45,760 | 563,115.71 | 0.17% |
| 3510 | - | Real Estate | 10 / 1 / 1 | 1,509 | 650,352 | 2,630,800.48 | 0.77% |
| 4040 | - | Retail | 4 / 3 / 1 | 1,182 | 232,368 | 1,951,036.72 | 0.57% |
| 1010 | - | Technology | 10 / 0 / 1 | 1,251 | 323,148 | 1,567,169.61 | 0.46% |
| 1510 | - | Telecommunications | 2 / 0 / 0 | 1,053 | 207,367 | 3,237,195.52 | 0.95% |
| 4050 | - | Travel & Leisure | 5 / 0 / 1 | 2,359 | 982,078 | 6,147,857.37 | 1.81% |
| 6510 | - | Utilities | 4 / 2 / 0 | 7,311 | 3,176,035 | 126,610,363.44 | 37.24% |

## Top 10 best & worst performing Shares

### Main Market

| With positive Price change | Closing price | change | | With negative Price change | Closing price | change | |
|---|---|---|---|---|---|---|---|
| PROODEFTIKH SA (CR) | 0.565 | 13.00% | # | P.P.A. S.A. (CR) | 47 | -3.09% | ₢ |
| KIRIAKOULIS SHIPPING SA (CR) | 2.49 | 12.16% | # | GEN. COMMERCIAL & IND.SA (CR) | 1.715 | -2.56% | ₢ |
| ALPHA BANK (CR) | 3.507 | 6.60% | # | ELINOIL S.A. (CR) | 2.29 | -1.72% | ₢ |
| PIRAEUS FINANCIAL HOLD (CR) | 6.832 | 4.79% | # | TZIRAKIAN PROFIL (CR) | 1.33 | -1.48% | ₢ |
| TECHNICAL OLYMPIC SA (CR) | 2.64 | 4.76% | # | DIMAND (CR) | 9.52 | -1.45% | ₢ |
| ATTICA BANK S.A. (CR) | 1.14 | 4.59% | # | PAPOUTSANIS (CR) | 3.08 | -1.28% | ₢ |
| FRIGOGLASS SA (CR) | 0.548 | 4.18% | # | INTERWOOD-XYLEMPORIA (CR) | 0.252 | -1.18% | ₢ |
| NATIONAL BANK (CR) | 12.55 | 4.11% | # | MOTODYNAMICS S.A. (CR) | 2.62 | -1.13% | ₢ |
| BANK OF CYPRUS (CR) | 6.74 | 4.01% | # | CC HBC AG (CR) | 45.06 | -0.97% | ₢ |
| ALTER EGO MEDIA (CR) | 5.2 | 4.00% | # | THESSALONIKA WATER & SEWERAGE | 4.16 | -0.95% | ₢ |

| With the highest Transactions Value | Value (thou. €) | change | | With the highest Transactions Volume | Volume | change | |
|---|---|---|---|---|---|---|---|
| METLEN ENERGY & METALS (CR) | 105,441.15 | -0.21% | ₢ | ALPHA BANK (CR) | 20,715,310 | 6.60% | # |
| ALPHA BANK (CR) | 70,035.44 | 6.60% | # | EUROBANK HOLDINGS (CR) | 11,144,297 | 2.96% | # |
| EUROBANK HOLDINGS (CR) | 36,316.44 | 2.96% | # | PIRAEUS FINANCIAL HOLD (CR) | 4,137,977 | 4.79% | # |
| NATIONAL BANK (CR) | 34,701.48 | 4.11% | # | NATIONAL BANK (CR) | 2,798,623 | 4.11% | # |
| PIRAEUS FINANCIAL HOLD (CR) | 27,845.06 | 4.79% | # | METLEN ENERGY & METALS (CR) | 2,238,485 | -0.21% | ₢ |
| METLEN PLC (CR) | 16,696.63 | 0.09% | # | BANK OF CYPRUS (CR) | 832,103 | 4.01% | # |
| BANK OF CYPRUS (CR) | 5,520.91 | 4.01% | # | ATTICA BANK S.A. (CR) | 808,040 | 4.59% | # |
| OPAP (CR) | 4,303.76 | 0.67% | # | INTRALOT (CR) | 597,730 | 0.91% | # |
| OTE (CR) | 3,205.01 | 1.03% | # | HELLENIC EXCHANGES-A.S.E. (CR) | 386,367 | -0.14% | ₢ |
| PPC (CR) | 2,777.86 | 1.95% | # | METLEN PLC (CR) | 349,850 | 0.09% | # |

Note: Stocks that are not included in the "Under Supervision" category, and the transactions value is more than 10,000 €.

## Derivatives Summary

| | Number of Trades | Volume | Open Interest |
|---|---|---|---|
| Index Futures | 198 | 887 | 8,104 |
| FTSE/Athex Banks | 4 | 93 | 1,989 |
| FTSE/Athex Large Cap | 194 | 794 | 6,115 |
| MSCI GREECE REBASED | 0 | 0 | 0 |
| Stock Futures | 2,047 | 31,556 | 631,273 |
| ADMIE (IPTO) HOLDING S.A. (CR) | 5 | 56 | 16,345 |
| AEGEAN AIRLINES (CR) | 16 | 54 | 3,857 |
| AKTOR S.A. HOLDING CO. (CR) | 28 | 1,186 | 57,479 |
| ALPHA BANK (CR) | 682 | 19,392 | 69,181 |
| ATHENS INTL AIRPORT (CR) | 1 | 1 | 208 |
| AUTOHELLAS SA (CR) | 8 | 15 | 471 |
| AVAX S.A. (CR) | 0 | 0 | 2,713 |
| BANK OF CYPRUS (CR) | 11 | 27 | 2,228 |
| CC HBC AG (CR) | 1 | 1 | 122 |
| CENERGY HOLDINGS (CB) | 29 | 100 | 8,083 |
| ELLAKTOR (CR) | 4 | 55 | 4,392 |
| ELVALHALCOR (CR) | 18 | 115 | 3,051 |
| EUROBANK HOLDINGS (CR) | 150 | 2,584 | 44,363 |
| EYDAP S.A. (CR) | 64 | 354 | 8,040 |
| FOURLIS (CR) | 53 | 161 | 674 |
| GEK TERNA (CR) | 21 | 108 | 11,462 |
| HELLENIC EXCHANGES-A.S.E. (CR) | 16 | 35 | 2,029 |
| HELLENiQ ENERGY (CR) | 0 | 0 | 4,732 |
| INTRACOM HOLDINGS (CR) | 22 | 117 | 14,429 |
| INTRALOT (CR) | 24 | 885 | 266,721 |
| JUMBO SA (CR) | 0 | 0 | 226 |
| LAMDA DEVELOPMENT SA (CR) | 64 | 224 | 8,234 |
| MIG (CR) | 0 | 0 | 215 |
| MOTOR OIL (CR) | 4 | 15 | 3,418 |
| NATIONAL BANK (CR) | 219 | 1,434 | 13,145 |
| OPAP (CR) | 7 | 28 | 1,179 |
| OPTIMA BANK (CR) | 11 | 59 | 275 |
| OTE (CR) | 22 | 135 | 3,112 |
| P.P.A. S.A. (CR) | 0 | 0 | 69 |
| PIRAEUS FINANCIAL HOLD (CR) | 474 | 4,065 | 47,695 |
| PPC (CR) | 50 | 193 | 25,671 |
| QUEST HOLDINGS (CR) | 4 | 15 | 189 |
| TITAN (CB) | 7 | 15 | 1,653 |
| VIOHALCO SA/NV (CB) | 32 | 127 | 5,612 |
| Index Options | 25 | 374 | 1,482 |
| FTSE/Athex Large Cap | 25 | 374 | 1,482 |
| Stock Options | 0 | 0 | 521 |
| ALPHA BANK (CR) | 0 | 0 | 0 |
| NATIONAL BANK (CR) | 0 | 0 | 33 |
| OPAP (CR) | 0 | 0 | 238 |
| OTE (CR) | 0 | 0 | 40 |
| PIRAEUS FINANCIAL HOLD (CR) | 0 | 0 | 0 |
| PPC (CR) | 0 | 0 | 210 |
| Total Derivatives Traded | 2,270 | 32,817 | 641,380 |

## Main Market - High Liquidity Class

| Number of Outstanding Securities | Nominal Value | Dividends [1] 2022 | 2023 | 2024 | Date of Last Coupon Dividend [2] | Right | Note | Shares | Closing price | % change | Previous closing price/date | Open price | Price min | Price max | Last price | Avg price | Last Bid [7] | Last Ask [7] | P/E after tax | Year | Volume | Trades | Transactions Value[8] | Company Mkt Value (thou. €) | Year low | Year high | Sector[4] |
|---|---|---|---|---|---|---|---|---|---|---|---|---|---|---|---|---|---|---|---|---|---|---|---|---|---|---|---|
| 2,315,124,036 | 0.290 | --- | 0.026 | 0.0303 | 23/05/2025 | 18/04/2017 | --- | ALPHA BANK (CR) | 3.507 | 6.60 # | 3.29 01/08/2025 | 3.309 | 3.28 | 3.507 | 3.507 | 3.381 | 2200@3.50 | 76885@3.51 | --- | --- | 20,715,310 | 6,976 | 70,035,442.06 | 8,119,139.99 | 1.613 | 3.507 | 30101010 |
| 58,092,542 | 1.00 | --- | --- | 0.1 | 23/06/2025 | 27/01/2025 | --- | ALTER EGO MEDIA (CR) | 5.2 | 4.00 # | 5 01/08/2025 | 5.08 | 5.08 | 5.235 | 5.2 | 5.165 | 1000@5.19 | 5@5.21 | --- | --- | 205,799 | 557 | 1,062,909.91 | 302,081.22 | 3.8169 | 5.235 | 40301035 |
| 1,618,012,407 | 0.050 | --- | --- | --- | 04/06/2008 | 16/10/2024 | --- | ATTICA BANK S.A. (CR) | 1.14 | 4.59 # | 1.09 01/08/2025 | 1.09 | 1.09 | 1.14 | 1.14 | 1.13 | 2000@1.14 | 12010@1.14 | --- | --- | 808,040 | 438 | 912,961.99 | 1,844,534.14 | 0.645 | 1.248 | 30101010 |
| 36,353,868 | 1.00 | (0.025) | 0.1 | 0.11 | 01/07/2025 | 21/08/2023 | --- | AUSTRIACARD (CB) | 5.71 | 2.33 # | 5.58 01/08/2025 | 5.6 | 5.57 | 5.75 | 5.71 | 5.706 | 5000@5.70 | 4160@5.71 | --- | --- | 60,708 | 207 | 346,401.52 | 207,580.59 | 5.18 | 6.4 | 10101010 |
| 48,624,764 | 0.080 | 0.65 | 0.7 | 0.85 | 10/04/2025 | 05/12/2022 | --- | AUTOHELLAS SA (CR) | 10.74 | 0.56 # | 10.68 01/08/2025 | 10.62 | 10.54 | 10.8 | 10.74 | 10.679 | 20@10.56 | 201@10.74 | --- | --- | 20,480 | 109 | 218,711.64 | 522,229.97 | 10.12 | 12.98 | 40201040 |
| 440,820,060 | 0.100 | --- | --- | 0.48 | 26/05/2025 | 23/09/2024 | --- | BANK OF CYPRUS (CR) | 6.74 | 4.01 # | 6.48 01/08/2025 | 6.48 | 6.48 | 6.74 | 6.74 | 6.635 | 4793@6.72 | 13002@6.76 | --- | --- | 832,103 | 864 | 5,520,911.28 | 2,971,127.20 | 4.57 | 6.8 | 30101010 |
| 212,384,903 | | 0.05 | 0.08 | 0.14 | 24/06/2025 | 07/12/2016 | --- | CENERGY HOLDINGS (CB) | 10.5 | 2.94 # | 10.2 01/08/2025 | 10.2 | 10.2 | 10.5 | 10.5 | 10.376 | 137@10.48 | 1000@10.52 | --- | --- | 178,517 | 589 | 1,852,260.38 | 2,230,041.48 | 7.52 | 10.88 | 50202010 |
| 373,239,562 | 6.70 | 0.78 | 0.93 | 1.03 | 29/05/2025 | 29/04/2013 | --- | CC HBC AG (CR) | 45.06 | -0.97 ₢ | 45.5 01/08/2025 | 45.48 | 44.82 | 45.48 | 45.06 | 45.027 | 10@44.98 | 160@45.08 | --- | --- | 9,082 | 100 | 408,937.88 | 16,818,174.66 | 32.08 | 48.02 | 45101020 |
| 3,676,736,329 | 0.220 | --- | 0.0933 | 0.105 | 05/05/2025 | 20/05/2019 | --- | EUROBANK HOLDINGS (CR) | 3.27 | 2.96 # | 3.176 01/08/2025 | 3.2 | 3.185 | 3.27 | 3.27 | 3.259 | 3740@3.27 | 100@3.27 | --- | --- | 11,144,297 | 3,556 | 36,316,444.29 | 12,022,927.80 | 1.95 | 3.27 | 30101010 |
| 53,360,277 | 1.00 | 0.11 | 0.12 | 0.15 | 27/06/2025 | 23/07/2019 | --- | FOURLIS (CR) | 4.57 | 3.39 # | 4.42 01/08/2025 | 4.42 | 4.42 | 4.59 | 4.57 | 4.514 | 6000@4.55 | 20@4.58 | --- | --- | 133,715 | 399 | 603,572.36 | 243,856.47 | 3.545 | 4.59 | 40401010 |
| 121,168,897 | 0.040 | --- | --- | --- | 07/07/2010 | 16/01/2024 | 5160 | FRIGOGLASS SA (CR) | 0.548 | 4.18 # | 0.526 01/08/2025 | 0.546 | 0.526 | 0.558 | 0.548 | 0.541 | 4000@0.544 | 4652@0.548 | --- | 2024 | 56,751 | 50 | 30,706.96 | 66,400.56 | 0.184 | 0.63 | 50204000 |
| 305,635,185 | 2.18 | 0.3 | 0.9 | 0.75 | 02/07/2025 | 01/10/2003 | --- | HELLENiQ ENERGY (CR) | 7.715 | -0.07 ₢ | 7.72 01/08/2025 | 7.72 | 7.655 | 7.74 | 7.715 | 7.697 | 300@7.70 | 11280@7.72 | --- | --- | 117,185 | 672 | 901,937.11 | 2,357,975.45 | 6.8 | 8.35 | 60101020 |
| 56,003,921 | 1.70 | --- | --- | --- | 30/08/1993 | 25/07/2025 | --- | IDEAL HOLDINGS (CR) | 6.01 | 0.50 # | 5.98 01/08/2025 | 6 | 5.97 | 6.04 | 6.01 | 6.006 | 1000@6.00 | 137@6.04 | --- | --- | 44,289 | 175 | 266,010.78 | 336,583.57 | 5.34 | 6.54 | 10102030 |
| 83,600,000 | 0.690 | --- | 0.0504 | --- | 25/06/2024 | 02/07/2024 | --- | INTRACOM HOLDINGS (CR) | 3.26 | 1.24 # | 3.22 01/08/2025 | 3.22 | 3.21 | 3.27 | 3.26 | 3.238 | 2082@3.25 | 60@3.27 | --- | --- | 62,485 | 187 | 202,325.31 | 272,536.00 | 2.45 | 3.46 | 10101010 |
| 134,365,561 | 0.880 | 0.6 | 1.4726 | 0.5063 | 21/07/2025 | 05/03/2014 | --- | JUMBO SA (CR) | 30.24 | 2.51 # | 29.5 01/08/2025 | 29.5 | 29.5 | 30.24 | 30.24 | 30.006 | 298@30.10 | 271@30.24 | --- | --- | 38,825 | 582 | 1,164,987.22 | 4,063,214.56 | 22.18 | 31 | 40401010 |
| 176,736,715 | 0.300 | --- | --- | --- | 30/05/2007 | 27/11/2019 | --- | LAMDA DEVELOPMENT SA (CR) | 6.37 | 0.32 # | 6.35 01/08/2025 | 6.39 | 6.3 | 6.39 | 6.37 | 6.342 | 2519@6.34 | 15024@6.37 | --- | --- | 309,200 | 943 | 1,960,999.27 | 1,125,812.87 | 5.73 | 7.5 | 35101010 |
| 143,108,161 | 0.970 | 1.24 | 1.5531 | 1.5294 | 26/06/2025 | 07/07/2017 | --- | METLEN ENERGY & METALS (CR) | 47.06 | -0.21 ₢ | 47.16 01/08/2025 | 48.32 | 46.76 | 48.44 | 47.06 | 47.104 | 5773@47.06 | 2233@47.16 | --- | --- | 2,238,485 | 3,972 | 105,441,151.20 | 6,734,670.06 | 32.82 | 48.44 | 65102000 |
| 129,024,224 | 11.00 | --- | --- | --- | | 04/08/2025 | --- | METLEN PLC (CR) | 47.2 | 0.09 # | --- # | 48.9 | 47.2 | 49.58 | 47.2 | 47.725 | 1164@47.16 | 50@47.90 | --- | --- | 349,850 | 1,474 | 16,696,628.58 | 6,089,943.37 | 47.2 | 49.58 | 65102000 |
| 126,502,434 | 0.500 | --- | 0.0304 | 0.0302 | 15/05/2025 | 28/07/2021 | --- | PREMIA (CR) | 1.362 | 1.04 # | 1.348 01/08/2025 | 1.36 | 1.35 | 1.362 | 1.362 | 1.357 | 3100@1.36 | 300@1.37 | --- | --- | 85,469 | 207 | 115,940.72 | 172,296.32 | 1.15 | 1.428 | 35102000 |
| 24,745,934 | 0.230 | 0.04 | 0.049 | 0.0647 | 01/07/2025 | 08/06/2022 | --- | PROFILE SA (CR) | 7.4 | 0.41 # | 7.37 01/08/2025 | 7.35 | 7.31 | 7.64 | 7.4 | 7.419 | 20@7.38 | 505@7.40 | --- | --- | 28,506 | 126 | 211,481.09 | 183,119.91 | 4.84 | 7.83 | 10101010 |
| 70,029,804 | 1.00 | --- | --- | --- | | 15/05/2025 | --- | QUALCO GROUP (CR) | 5.625 | 0.63 # | 5.59 01/08/2025 | 5.55 | 5.55 | 5.63 | 5.625 | 5.587 | 18418@5.63 | 34@5.68 | --- | --- | 21,769 | 110 | 121,616.97 | 393,917.65 | 5.55 | 6.32 | 10101015 |
| 78,325,475 | | 0.6 | 0.85 | 3 | 30/06/2025 | 23/07/2019 | --- | TITAN (CB) | 36.3 | 0.97 # | 35.95 01/08/2025 | 36.2 | 35.8 | 36.3 | 36.3 | 36.059 | 548@36.25 | 525@36.30 | --- | --- | 72,568 | 562 | 2,616,720.45 | 2,843,214.74 | 35.4 | 45.8 | 50101030 |
| 259,189,761 | | 0.12 | 0.12 | 0.16 | 24/06/2025 | 26/02/2016 | --- | VIOHALCO SA/NV (CB) | 6.06 | 1.68 # | 5.96 01/08/2025 | 5.95 | 5.94 | 6.09 | 6.06 | 6.037 | 939@6.04 | 1224@6.07 | --- | --- | 81,358 | 401 | 491,163.74 | 1,570,689.95 | 4.67 | 6.68 | 55102015 |
| 148,321,516 | 0.300 | 0.07 | 0.03 | --- | 29/07/2024 | 22/01/2020 | --- | AVAX S.A. (CR) | 2.235 | 1.59 # | 2.2 01/08/2025 | 2.2 | 2.17 | 2.24 | 2.235 | 2.208 | 42377@2.23 | 1150@2.25 | --- | --- | 135,159 | 203 | 298,419.68 | 331,498.59 | 1.53 | 2.42 | 50101010 |
| 232,000,000 | 2.12 | 0.0682 | 0.0582 | 0.0582 | 09/09/2024 | 19/06/2017 | --- | ADMIE (IPTO) HOLDING S.A. (CR) | 3.345 | 1.67 # | 3.29 01/08/2025 | 3.31 | 3.29 | 3.36 | 3.345 | 3.328 | 1003@3.34 | 1560@3.35 | --- | 2024 | 265,266 | 432 | 882,692.90 | 776,040.00 | 2.515 | 3.48 | 65101015 |
| 90,167,100 | 0.500 | --- | 0.7515 | 0.8041 | 20/05/2025 | 24/05/2021 | --- | AEGEAN AIRLINES (CR) | 12.48 | 0.81 # | 12.38 01/08/2025 | 12.38 | 12.36 | 12.5 | 12.48 | 12.43 | 4285@12.46 | 2339@12.50 | --- | --- | 78,710 | 478 | 978,328.54 | 1,125,285.41 | 9.9 | 13.18 | 40501010 |
| 204,002,463 | 0.300 | --- | --- | --- | 12/08/2008 | 07/01/2025 | --- | AKTOR S.A. HOLDING CO. (CR) | 6.2 | 0.98 # | 6.14 01/08/2025 | 6.14 | 6.09 | 6.2 | 6.2 | 6.146 | 843@6.19 | 3200@6.21 | --- | --- | 199,354 | 385 | 1,225,202.30 | 1,264,815.27 | 4.22 | 6.24 | 50101010 |
| 103,423,291 | 0.570 | --- | --- | 0.4134 | 25/06/2025 | 28/08/2024 | --- | GEK TERNA (CR) | 21.54 | 2.28 # | 21.06 01/08/2025 | 21.16 | 21.16 | 21.6 | 21.54 | 21.473 | 350@21.44 | 618@21.56 | --- | --- | 107,685 | 822 | 2,312,317.62 | 2,227,737.69 | 16.81 | 21.92 | 50101010 |
| 369,270,000 | 2.48 | --- | 0.25 | 0.4 | 21/07/2025 | 12/12/2001 | --- | PPC (CR) | 14.09 | 1.95 # | 13.82 01/08/2025 | 13.82 | 13.82 | 14.1 | 14.09 | 14.019 | 122@14.08 | 11025@14.09 | --- | --- | 198,151 | 875 | 2,777,864.68 | 5,203,014.30 | 11.72 | 14.79 | 65101015 |
| 309,544,087 | 1.00 | --- | 0.33 | 0.7862 | 23/04/2025 | 07/02/2024 | --- | ATHENS INTL AIRPORT (CR) | 10.15 | 2.89 # | 9.865 01/08/2025 | 9.855 | 9.855 | 10.15 | 10.15 | 10.018 | 645@10.15 | 7000@10.16 | --- | 2024 | 118,644 | 573 | 1,188,625.70 | 3,141,872.48 | 7.9664 | 10.3 | 50206060 |
| 914,715,153 | 1.00 | --- | 0.3643 | 0.4442 | 03/06/2025 | 29/08/2018 | --- | NATIONAL BANK (CR) | 12.55 | 4.11 # | 12.06 01/08/2025 | 12.095 | 12.02 | 12.55 | 12.55 | 12.399 | 999@12.42 | 151@12.56 | --- | --- | 2,798,623 | 3,534 | 34,701,478.00 | 11,479,675.17 | 7.35 | 12.55 | 30101010 |
| 26,878,682 | 0.260 | (0.04) | (0.06) | 0.065 | 14/07/2025 | 24/07/2024 | --- | EKTER SA (CR) | 2.405 | 1.05 # | 2.38 01/08/2025 | 2.38 | 2.375 | 2.405 | 2.405 | 2.395 | 2171@2.39 | 628@2.41 | --- | --- | 50,601 | 182 | 121,173.56 | 64,643.23 | 1.524 | 2.55 | 50101010 |
| 375,241,586 | 0.390 | 0.06 | 0.04 | 0.0901 | 26/06/2025 | 14/07/2006 | --- | ELVALHALCOR (CR) | 2.49 | 1.63 # | 2.45 01/08/2025 | 2.44 | 2.44 | 2.495 | 2.49 | 2.471 | 200@2.49 | 1509@2.50 | --- | --- | 144,661 | 458 | 357,394.59 | 934,351.55 | 1.73 | 2.71 | 55102015 |
| 348,192,005 | 0.040 | --- | --- | --- | 05/07/2011 | 24/03/2025 | --- | ELLAKTOR (CR) | 1.318 | 2.01 # | 1.292 01/08/2025 | 1.29 | 1.288 | 1.318 | 1.318 | 1.302 | 500@1.30 | 500@1.32 | --- | --- | 102,250 | 245 | 133,089.26 | 458,917.06 | 1.182 | 2.46 | 50101010 |
| 60,348,000 | 0.420 | 0.1565 | 0.2504 | 0.3025 | 23/06/2025 | 04/08/2021 | --- | HELLENIC EXCHANGES-A.S.E. (CR) | 6.94 | -0.14 ₢ | 6.95 01/08/2025 | 6.9 | 6.86 | 6.95 | 6.94 | 6.929 | 14@6.93 | 10778@6.95 | --- | --- | 386,367 | 667 | 2,677,316.41 | 418,815.12 | 4.475 | 7.52 | 30202015 |
| 106,500,000 | 0.600 | 0.02 | 0.1 | 0.07 | 22/07/2025 | 13/09/2021 | --- | EYDAP S.A. (CR) | 7.14 | 0.56 # | 7.1 01/08/2025 | 7.03 | 7.01 | 7.24 | 7.14 | 7.101 | 708@7.09 | 961@7.15 | --- | --- | 99,831 | 456 | 708,934.20 | 760,410.00 | 5.37 | 7.65 | 65102030 |
| 604,095,621 | 0.300 | --- | --- | --- | 30/05/2013 | 10/10/2023 | --- | INTRALOT (CR) | 1.11 | 0.91 # | 1.1 01/08/2025 | 1.1 | 1.1 | 1.11 | 1.11 | 1.106 | 1000@1.11 | 15906@1.11 | --- | --- | 597,730 | 209 | 661,024.61 | 670,546.14 | 0.8 | 1.176 | 40501020 |
| 110,782,980 | 0.750 | 1.6299 | 1.8415 | 1.4337 | 25/06/2025 | 04/11/2013 | --- | MOTOR OIL (CR) | 24.72 | -0.16 ₢ | 24.76 01/08/2025 | 24.74 | 24.6 | 24.88 | 24.72 | 24.751 | 546@24.70 | 3@24.78 | --- | --- | 31,787 | 474 | 786,749.34 | 2,738,555.27 | 18.26 | 25.96 | 60101020 |

| Number of Outstanding Securities | Nominal Value | Dividends [1] 2022 | 2023 | 2024 | Date of Last Coupon Dividend [2] | Right | Note | Shares | Closing price | % change | Previous closing price/date | Open price | Price min | Price max | Last price | Avg price | Last Bid [7] | Last Ask [7] | P/E after tax | Year | Volume | Trades | Transactions Value[8] | Company Mkt Value (thou. €) | Year low | Year high | Sector[4] |
|---|---|---|---|---|---|---|---|---|---|---|---|---|---|---|---|---|---|---|---|---|---|---|---|---|---|---|---|
| 25,000,000 | 2.00 | 1.04 | 1.336 | 1.92 | 04/08/2025 | 08/08/2003 | --- | P.P.A. S.A. (CR) | 47 | -3.09 ₢ | 48.5 | 01/08/2025 | 47.5 | 46.35 | 48 | 47 | 47.513 | 22@46.35 | 432@47.00 | --- | 2024 | 25,201 | 241 | 1,197,372.35 | 1,175,000.00 | 28.3 | 49.95 | 50206060 |
| 370,062,741 | 0.300 | 1 | 1.6123 | 1.4029 | 07/05/2025 | 25/06/2024 | --- | OPAP (CR) | 19.5 | 0.67 # | 19.37 | 01/08/2025 | 19.37 | 19.23 | 19.5 | 19.5 | 19.419 | 200@19.38 | 50@19.52 | --- | --- | 221,626 | 1,461 | 4,303,761.36 | 7,216,223.45 | 15.56 | 20.66 | 40501020 |
| 403,853,127 | 2.83 | 0.5888 | 0.7216 | 0.7415 | 03/07/2025 | 18/06/1998 | --- | OTE (CR) | 15.72 | 1.03 # | 15.56 | 01/08/2025 | 15.56 | 15.56 | 15.84 | 15.72 | 15.778 | 464@15.71 | 159@15.73 | --- | --- | 203,126 | 1,010 | 3,205,010.34 | 6,348,571.16 | 14.08 | 17.89 | 15102015 |
| 1,250,367,223 | 0.930 | --- | 0.0632 | --- | 10/07/2024 | 03/06/2025 | --- | PIRAEUS FINANCIAL HOLD (CR) | 6.832 | 4.79 # | 6.52 | 01/08/2025 | 6.55 | 6.55 | 6.832 | 6.832 | 6.729 | 700@6.79 | 21460@6.84 | --- | --- | 4,137,977 | 4,581 | 27,845,059.87 | 8,542,508.87 | 3.851 | 6.886 | 30101010 |
| 63,700,000 | 0.780 | 0.1495 | 0.2313 | 0.3139 | 02/05/2025 | 13/06/2018 | --- | GR. SARANTIS S.A. (CR) | 13.4 | 0.60 # | 13.32 | 01/08/2025 | 13.32 | 13.3 | 13.48 | 13.4 | 13.4 | 202@13.36 | 7@13.44 | --- | --- | 40,897 | 238 | 548,008.76 | 853,580.00 | 10.66 | 14.5 | 45201020 |
| 221,322,426 | 1.15 | --- | (0.1467) | (0.19) | 23/06/2025 | 09/07/2025 | --- | OPTIMA BANK (CR) | 7.25 | 2.40 # | 7.08 | 01/08/2025 | 7.15 | 7.12 | 7.28 | 7.25 | 7.196 | 614@7.20 | 10149@7.26 | --- | --- | 284,348 | 848 | 2,046,119.13 | 1,604,587.59 | 3.9 | 8.16 | 30101010 |
| 45,680,000 | 1.00 | --- | --- | 0.044 | 19/06/2025 | 27/03/2025 | --- | FAIS (CR) | 3.325 | -0.15 ₢ | 3.33 | 01/08/2025 | 3.32 | 3.3 | 3.345 | 3.325 | 3.313 | 400@3.30 | 1300@3.35 | --- | --- | 32,626 | 88 | 108,081.92 | 151,886.00 | 3.1 | 4.6985 | 40401020 |

## Main Market - Medium Liquidity Class

| | | | | | | | | | | | | | | | | | | | | | | | | | | | |
|---|---|---|---|---|---|---|---|---|---|---|---|---|---|---|---|---|---|---|---|---|---|---|---|---|---|---|---|
| 13,126,020 | 0.660 | 0.1158 | 0.1376 | 0.1713 | 10/07/2025 | 04/09/2020 | --- | AS COMPANY SA (CR) | 3.82 | -0.26 ₢ | 3.83 | 01/08/2025 | 3.85 | 3.78 | 3.86 | 3.82 | 3.817 | 320@3.77 | 1355@3.82 | --- | --- | 8,713 | 42 | 33,259.54 | 50,141.40 | 2.75 | 4.03 | 40401030 |
| 3,114,144 | 0.360 | 0.2304 | 0.563 | 0.5842 | 27/05/2025 | 02/06/2020 | --- | ALPHA TRUST HOLDINGS (CR) | 8.82 | 0.23 # | 8.8 | 01/08/2025 | 8.82 | 8.8 | 8.82 | 8.82 | 8.81 | 5@8.50 | 134@8.82 | --- | --- | 805 | 9 | 7,092.10 | 27,466.75 | 7.66 | 8.86 | 30202010 |
| 243,164,193 | 0.300 | --- | 0.07 | --- | 19/07/2024 | 05/12/2023 | --- | ATTICA HOLDINGS (CR) | 2.11 | 0.96 # | 2.09 | 01/08/2025 | 2.09 | 2.08 | 2.12 | 2.11 | 2.095 | 1750@2.09 | 2000@2.11 | --- | --- | 15,227 | 32 | 31,895.47 | 513,076.45 | 1.92 | 2.52 | 40501015 |
| 178,157,803 | 0.040 | --- | --- | --- | 01/07/2008 | 21/02/2020 | --- | AVE (CR) | 0.55 | -0.36 ₢ | 0.552 | 01/08/2025 | 0.55 | 0.536 | 0.564 | 0.55 | 0.544 | 42@0.542 | 500@0.556 | --- | --- | 50,452 | 83 | 27,451.57 | 97,986.79 | 0.39 | 0.65 | 40301010 |
| 46,406,811 | 2.10 | --- | --- | 0.135 | 07/05/2025 | 27/12/2024 | --- | BRIQ PROPERTIES (CR) | 2.93 | --- ¬ | 2.93 | 01/08/2025 | 2.94 | 2.91 | 2.94 | 2.93 | 2.926 | 25@2.93 | 1000@2.98 | --- | --- | 10,623 | 18 | 31,079.62 | 135,971.96 | 2.124 | 3.04 | 35102030 |
| 101,123,806 | 0.360 | --- | --- | --- | 22/07/2010 | 28/06/2011 | --- | CENTRIC HOLDINGS (CR) | 0.348 | -0.29 ₢ | 0.349 | 01/08/2025 | 0.349 | 0.342 | 0.349 | 0.348 | 0.347 | 490@0.342 | 6994@0.348 | --- | --- | 4,168 | 18 | 1,447.50 | 35,191.08 | 0.3 | 0.385 | 40203040 |
| 784,500 | 10.00 | --- | 0.5008 | 0.4 | 03/06/2025 | 31/07/2018 | --- | CNL CAPITAL (CR) | 6.75 | --- ¬ | 6.75 | 01/08/2025 | 6.75 | 6.75 | 6.75 | 6.75 | 6.75 | 100@6.70 | 285@6.75 | --- | 2024 | 15 | 3 | 101.25 | 5,295.38 | 5.85 | 7.4 | 30202010 |
| 10,567,700 | 0.300 | --- | --- | --- | 06/10/2005 | 13/02/2002 | --- | CPI SA (CR) | 0.642 | 0.94 # | 0.636 | 01/08/2025 | 0.642 | 0.64 | 0.642 | 0.642 | 0.642 | 20@0.620 | 1111@0.642 | --- | --- | 100 | 3 | 64.20 | 6,784.46 | 0.464 | 0.678 | 10102030 |
| 18,680,300 | 0.050 | --- | --- | --- | | 06/07/2022 | --- | DIMAND (CR) | 9.52 | -1.45 ₢ | 9.66 | 01/08/2025 | 9.6 | 9.52 | 9.76 | 9.52 | 9.617 | 250@9.50 | 647@9.76 | --- | --- | 11,902 | 49 | 114,461.64 | 177,836.46 | 7.92 | 10.4 | 35101010 |
| 15,333,480 | 0.150 | --- | --- | 0.04 | 07/07/2025 | 29/01/2024 | --- | E.IN.S. (CR) | 1.294 | 1.41 # | 1.276 | 01/08/2025 | 1.27 | 1.258 | 1.294 | 1.294 | 1.278 | 2147@1.28 | 1000@1.30 | --- | --- | 67,724 | 131 | 86,528.97 | 19,841.52 | 0.93 | 1.38 | 50205020 |
| 11,869,224 | 0.540 | 0.15 | 0.15 | 0.165 | 01/07/2025 | 30/08/2019 | --- | FLEXOPACK SA (CR) | 7.65 | -1.29 ₢ | 7.75 | 01/08/2025 | 7.65 | 7.65 | 7.65 | 7.65 | 7.65 | 45@7.45 | 164@7.65 | --- | --- | 12 | 4 | 91.80 | 90,799.56 | 6.9 | 8.25 | 50203030 |
| 169,043,561 | 0.300 | --- | --- | 0.02 | 17/07/2025 | 28/11/2022 | --- | LAVIPHARM SA (CR) | 0.791 | 1.54 # | 0.779 | 01/08/2025 | 0.779 | 0.779 | 0.799 | 0.791 | 0.788 | 1393@0.791 | 8700@0.792 | --- | --- | 51,663 | 58 | 40,711.94 | 133,713.46 | 0.65 | 0.895 | 20103015 |
| 4,740,000 | 0.860 | --- | --- | --- | | 14/03/2003 | --- | LOGISMOS S.A. (CR) | 1.69 | 3.05 # | 1.64 | 01/08/2025 | 1.57 | 1.57 | 1.69 | 1.69 | 1.636 | 92@1.69 | 150@1.70 | --- | 2024 | 5,088 | 30 | 8,324.24 | 8,010.60 | 1.5 | 1.82 | 10101015 |
| 17,120,280 | 0.940 | --- | 0.12 | 0.3 | 26/05/2025 | 26/06/2023 | --- | LOULIS FOOD (CR) | 3.71 | 0.82 # | 3.68 | 01/08/2025 | 3.68 | 3.6 | 3.71 | 3.71 | 3.639 | 500@3.64 | 600@3.72 | --- | --- | 3,703 | 19 | 13,475.47 | 63,516.24 | 2.78 | 4.04 | 45102020 |
| 4,419,616 | 1.58 | 0.1531 | 0.06 | 0.13 | 07/07/2025 | 04/03/2015 | --- | MEDICON S.A (CR) | 2.38 | 3.03 # | 2.31 | 01/08/2025 | 2.37 | 2.31 | 2.38 | 2.38 | 2.333 | 158@2.31 | 338@2.38 | --- | --- | 1,912 | 29 | 4,461.64 | 10,518.69 | 1.94 | 2.49 | 20102010 |
| 468,700 | | 4.06 | 2.8 | 2.4 | 12/06/2025 | 21/05/2004 | --- | MERMEREN KOMB. A.D. PR. (GDR) | 35.2 | 2.33 # | 34.4 | 01/08/2025 | 35 | 35 | 35.2 | 35.2 | 35.105 | 1@35.00 | 70@35.20 | --- | 2024 | 19 | 2 | 667.00 | 16,498.24 | 33 | 46.2 | 55102000 |
| 10,500,000 | 0.950 | --- | 0.15 | 0.25 | 04/07/2025 | 21/07/2023 | --- | MEVACO SA (CR) | 5.95 | --- ¬ | 5.95 | 01/08/2025 | 5.85 | 5.85 | 5.95 | 5.95 | 5.859 | 20@5.85 | 195@5.95 | --- | 2024 | 55 | 2 | 322.25 | 62,475.00 | 3.68 | 6.4 | 55102015 |
| 31,400,000 | 0.400 | --- | --- | --- | 26/04/2007 | 10/05/2023 | --- | MIG (CR) | 3.24 | 0.31 # | 3.23 | 01/08/2025 | 3.15 | 3.11 | 3.24 | 3.24 | 3.155 | 5@3.23 | 328@3.24 | --- | --- | 2,382 | 34 | 7,516.09 | 101,736.00 | 2.26 | 3.86 | 30202000 |
| 153,908,095 | 0.870 | --- | 0.0229 | --- | 11/09/2024 | 02/08/2024 | --- | ORILINA PROPERTIES REIC (CR) | 0.766 | 1.86 # | 0.752 | 01/08/2025 | 0.762 | 0.76 | 0.768 | 0.766 | 0.764 | 14900@0.766 | 88180@0.768 | --- | --- | 75,800 | 49 | 57,940.80 | 117,893.60 | 0.73 | 0.83 | 35102000 |
| 13,968,683 | 0.100 | 0.0421 | 0.0526 | 0.1091 | 03/06/2025 | 02/11/2021 | --- | PERFORMANCE TECHNOLOGIES (CR) | 6.39 | 2.57 # | 6.23 | 01/08/2025 | 6.23 | 6.23 | 6.41 | 6.39 | 6.318 | 20@6.31 | 39@6.39 | --- | --- | 16,409 | 85 | 103,676.64 | 89,259.88 | 4.8 | 6.75 | 10101010 |
| 27,345,120 | 0.280 | --- | --- | --- | 18/07/2005 | 26/02/2014 | --- | QUALITY & RELIABILITY SA (CR) | 1.25 | 3.31 # | 1.21 | 01/08/2025 | 1.222 | 1.222 | 1.258 | 1.25 | 1.238 | 610@1.24 | 180@1.25 | --- | --- | 37,258 | 69 | 46,122.45 | 34,181.40 | 0.994 | 1.47 | 10101010 |
| 107,222,688 | 0.440 | 0.2 | 0.22 | 0.3 | 23/06/2025 | 16/03/2022 | --- | QUEST HOLDINGS (CR) | 7.49 | 1.22 # | 7.4 | 01/08/2025 | 7.4 | 7.36 | 7.5 | 7.5 | 7.424 | 1000@7.46 | 216@7.50 | --- | --- | 26,156 | 135 | 194,181.03 | 803,097.93 | 5.6 | 7.89 | 10101010 |
| 6,456,530 | 1.08 | 0.1314 | 0.16 | 0.15 | 21/07/2025 | 02/08/2010 | --- | SPACE HELLAS SA (CR) | 7.64 | 0.53 # | 7.6 | 01/08/2025 | 7.6 | 7.52 | 7.68 | 7.64 | 7.589 | 210@7.58 | 210@7.64 | --- | --- | 4,241 | 43 | 32,185.18 | 49,327.89 | 5.32 | 8.5 | 15101010 |
| 120,528,771 | 1.60 | --- | 0.08 | 0.1 | 19/06/2025 | 10/11/2023 | --- | TRADE ESTATES REIC (CR) | 1.7 | 1.49 # | 1.675 | 01/08/2025 | 1.69 | 1.685 | 1.7 | 1.7 | 1.692 | 3000@1.69 | 6600@1.70 | --- | --- | 31,632 | 42 | 53,534.33 | 204,898.91 | 1.52 | 1.725 | 35102045 |
| 17,190,046 | 0.300 | --- | --- | --- | 16/11/1992 | 12/09/2024 | --- | UNIBIOS (CR) | 3 | 0.67 # | 2.98 | 01/08/2025 | 2.98 | 2.9 | 3 | 3 | 2.981 | 240@2.97 | 1200@3.01 | --- | --- | 26,345 | 81 | 78,534.96 | 51,570.14 | 1.11 | 3.22 | 50204000 |
| 13,000,000 | 0.650 | --- | --- | --- | 01/08/2007 | 07/04/2000 | 5093 | AKRITAS SA (CR) | 1.13 | 5.12 # | 1.075 | 01/08/2025 | 1.12 | 1.1 | 1.13 | 1.13 | 1.129 | 100@1.08 | 700@1.14 | --- | --- | 2,892 | 16 | 3,263.71 | 14,690.00 | 0.6 | 1.3 | 50101035 |
| 32,413,681 | 0.370 | --- | --- | --- | 15/07/2009 | 11/05/2000 | --- | ALUMIL (CR) | 5.08 | 1.60 # | 5 | 01/08/2025 | 5 | 4.95 | 5.08 | 5.08 | 5 | 100@5.02 | 30@5.14 | --- | --- | 1,783 | 20 | 8,914.44 | 164,661.50 | 4 | 5.44 | 55102035 |
| 3,704,355 | 3.44 | --- | 0.4954 | 0.3296 | 19/05/2025 | 19/07/2022 | --- | ANDROMEDA SA (CR) | 7.24 | 1.69 # | 7.12 | 01/08/2025 | 7.12 | 7.08 | 7.3 | 7.24 | 7.182 | 50@7.06 | 210@7.24 | --- | 2024 | 1,555 | 18 | 11,167.36 | 26,819.53 | 6.1984 | 7.4 | 30204000 |
| 23,986,500 | 1.02 | --- | --- | --- | 26/06/2009 | 26/08/2024 | --- | BIOKARPET S.A.(CR) | 1.92 | 3.23 # | 1.86 | 01/08/2025 | 1.87 | 1.845 | 1.92 | 1.92 | 1.875 | 597@1.88 | 535@1.92 | --- | --- | 16,614 | 92 | 31,144.84 | 46,054.08 | 1.46 | 2.08 | 50101035 |
| 6,325,000 | 0.600 | 0.153 | 0.145 | 0.07 | 28/07/2025 | 17/02/2014 | --- | VOYATZOGLOU (CR) | 2.26 | 0.89 # | 2.24 | 01/08/2025 | 2.18 | 2.18 | 2.26 | 2.26 | 2.252 | 100@2.22 | 925@2.28 | --- | --- | 1,467 | 7 | 3,304.38 | 14,294.50 | 1.94 | 2.5 | 50205010 |
| 24,060,000 | 0.300 | 0.075 | 0.075 | 0.075 | 17/06/2025 | 01/07/2019 | --- | GEN. COMMERCIAL & IND.SA (CR) | 1.715 | -2.56 ₢ | 1.76 | 01/08/2025 | 1.76 | 1.71 | 1.775 | 1.715 | 1.737 | 1700@1.71 | 95@1.75 | --- | 2024 | 6,657 | 43 | 11,561.28 | 41,262.90 | 1.21 | 2.05 | 50205010 |

| Number of Outstanding Securities | Nominal Value | Dividends [1] 2022 | 2023 | 2024 | Date of Last Coupon Dividend [2] | Right | Note | Shares | Closing price | % change | Previous closing price/date | Open price | Price min | Price max | Last price | Avg price | Last Bid [7] | Last Ask [7] | P/E after tax | Year | Volume | Trades | Transactions Value[8] | Company Mkt Value (thou. €) | Year low | Year high | Sector[4] |
|---|---|---|---|---|---|---|---|---|---|---|---|---|---|---|---|---|---|---|---|---|---|---|---|---|---|---|---|
| 15,878,748 | 0.480 | --- | --- | --- | 10/07/2006 | 22/03/2004 | --- | DOMIKI KRITIS SA (CR) | 2.42 | 0.41 # | 2.41 01/08/2025 | 2.42 | 2.36 | 2.44 | 2.42 | 2.397 | 850@2.40 | 10@2.42 | --- | --- | 23,150 | 62 | 55,490.84 | 38,426.57 | 1.675 | 3.09 | 50101010 |
| 34,720,000 | 0.310 | --- | --- | --- | 16/06/2010 | 01/08/2007 | --- | DROMEAS SA (CR) | 0.33 | 0.92 # | 0.327 01/08/2025 | 0.329 | 0.325 | 0.333 | 0.33 | 0.329 | 50@0.327 | 244@0.329 | --- | --- | 5,708 | 22 | 1,875.11 | 11,457.60 | 0.278 | 0.386 | 40202015 |
| 13,673,200 | 0.420 | --- | 0.05 | --- | 12/09/2024 | 26/07/2001 | --- | EVROFARMA SA (CR) | 2.73 | --- ¬ | 2.73 01/08/2025 | 2.73 | 2.66 | 2.73 | 2.73 | 2.688 | 329@2.70 | 500@2.72 | --- | --- | 10,192 | 41 | 27,395.11 | 37,327.84 | 1.605 | 2.8 | 45102020 |
| 18,146,007 | 1.00 | 0.202 | --- | --- | 23/08/2023 | 10/09/2010 | --- | ELASTRON (CR) | 2.44 | 2.09 # | 2.39 01/08/2025 | 2.39 | 2.34 | 2.44 | 2.44 | 2.385 | 1@2.43 | 926@2.44 | --- | --- | 8,057 | 34 | 19,212.80 | 44,276.26 | 1.88 | 2.59 | 55102010 |
| 3,307,500 | 0.210 | 0.4 | 0.4 | --- | 23/10/2024 | 30/11/2022 | --- | ELVE SA (CR) | 5.2 | 1.96 # | 5.1 01/08/2025 | 5 | 5 | 5.25 | 5.25 | 5.035 | 70@5.00 | 14@5.25 | --- | 2024 | 155 | 7 | 780.50 | 17,199.00 | 4.72 | 5.75 | 40204020 |
| 23,828,130 | 0.500 | --- | 0.108 | 0.1366 | 14/07/2025 | 17/02/2009 | --- | ELINOIL S.A. (CR) | 2.29 | -1.72 ₢ | 2.33 01/08/2025 | 2.36 | 2.24 | 2.36 | 2.29 | 2.295 | 50@2.27 | 1000@2.31 | --- | --- | 41,246 | 72 | 94,656.50 | 54,566.42 | 1.9 | 2.66 | 60101020 |
| 19,864,886 | 5.60 | 0.672 | 0.672 | 0.672 | 23/04/2025 | 02/07/2008 | --- | BANK OF GREECE (CR) | 14.85 | -0.34 ₢ | 14.9 01/08/2025 | 14.9 | 14.75 | 15.05 | 14.85 | 14.87 | 817@15.00 | 31@15.05 | --- | --- | 1,796 | 26 | 26,707.00 | 294,993.56 | 13.15 | 15.35 | 30101010 |
| 26,730,187 | 0.520 | 0.12 | --- | 0.07 | 09/07/2025 | 01/08/2017 | --- | ELTON SA (CR) | 1.8 | --- ¬ | 1.8 01/08/2025 | 1.81 | 1.765 | 1.81 | 1.8 | 1.788 | 386@1.78 | 63@1.80 | --- | --- | 8,417 | 34 | 15,053.71 | 48,114.34 | 1.545 | 1.91 | 50205010 |
| 36,300,000 | 1.12 | --- | 0.0276 | 0.055 | 01/07/2025 | 12/12/2007 | --- | THESSALONIKA WATER & SEWERAGE | 4.16 | -0.95 ₢ | 4.2 01/08/2025 | 4.16 | 4.15 | 4.29 | 4.16 | 4.216 | 497@4.16 | 405@4.22 | --- | --- | 24,452 | 102 | 103,091.88 | 151,008.00 | 2.96 | 4.53 | 65102030 |
| 143,352,325 | 0.260 | --- | --- | --- | 29/08/2022 | 28/04/2025 | --- | EVROPI HOLDINGS S.A. (CR) | 1.915 | 2.41 # | 1.87 01/08/2025 | 1.87 | 1.86 | 1.95 | 1.915 | 1.895 | 2000@1.91 | 4100@1.95 | --- | --- | 54,038 | 92 | 102,403.90 | 274,519.70 | 1.2512 | 1.99 | 35101010 |
| 114,320,400 | 0.100 | --- | --- | --- | 26/11/2021 | 05/08/2019 | --- | IKTINOS HELLAS SA (CR) | 0.482 | 1.80 # | 0.474 01/08/2025 | 0.4735 | 0.4735 | 0.484 | 0.482 | 0.478 | 36001@0.475 | 65@0.482 | --- | --- | 131,921 | 110 | 63,093.50 | 55,102.43 | 0.29 | 0.4965 | 50101035 |
| 14,111,198 | 0.450 | (0.0133) | (0.0133) | 0.07 | 31/07/2025 | 09/01/2025 | --- | ILYDA S.A. (CR) | 3.3 | --- ¬ | 3.3 01/08/2025 | 3.3 | 3.22 | 3.34 | 3.3 | 3.286 | 128@3.29 | 3403@3.30 | --- | 2024 | 20,380 | 124 | 66,965.38 | 46,566.95 | 1.3333 | 3.61 | 10101015 |
| 3,417,600 | 0.100 | 0.016 | 0.016 | --- | 04/07/2024 | 02/04/2024 | --- | INTERWOOD-XYLEMPORIA (PR) | 0.418 | 1.95 # | 0.41 01/08/2025 | 0.418 | 0.418 | 0.418 | 0.418 | 0.418 | 2000@0.310 | 446@0.416 | --- | --- | 75 | 1 | 31.35 | 12,873.74 | 0.3 | 0.446 | 50101020 |
| 45,417,399 | 0.100 | --- | --- | --- | 25/07/2008 | 02/04/2024 | --- | INTERWOOD-XYLEMPORIA (CR) | 0.252 | -1.18 ₢ | 0.255 01/08/2025 | 0.257 | 0.25 | 0.257 | 0.251 | 0.255 | 592@0.251 | 3000@0.258 | --- | --- | 43,890 | 36 | 11,184.33 | 12,873.74 | 0.219 | 0.303 | 50101020 |
| 18,567,912 | 0.590 | --- | 0.16 | 0.201 | 02/07/2025 | 26/01/2021 | --- | INTERLIFE G.C.I.(CR) | 4.81 | 0.42 # | 4.79 01/08/2025 | 4.8 | 4.78 | 4.83 | 4.81 | 4.8 | 216@4.79 | 181@4.82 | --- | 2024 | 4,101 | 42 | 19,685.30 | 89,311.66 | 4.3 | 5.28 | 30302025 |
| 8,424,900 | 0.500 | --- | --- | --- | 12/07/2010 | 04/07/2019 | --- | INTERTECH SA (CR) | 1.495 | 1.36 # | 1.475 01/08/2025 | 1.43 | 1.43 | 1.51 | 1.495 | 1.481 | 100@1.46 | 1000@1.50 | --- | 2024 | 12,044 | 35 | 17,838.60 | 12,595.23 | 0.802 | 1.615 | 50205010 |
| 2,760,000 | 11.83 | 11.8 | 12.4 | 14 | 30/05/2025 | 16/07/1990 | --- | KARELIA (CR) | 312 | -0.64 ₢ | 314 01/08/2025 | 314 | 312 | 314 | 314 | 313.733 | 1@314.00 | 318@316.00 | --- | --- | 60 | 8 | 18,824.00 | 861,120.00 | 300 | 354 | 45103010 |
| 19,804,134 | 0.150 | --- | --- | --- | 01/07/2004 | 06/11/2017 | --- | KEKROPS SA (CR) | 1.555 | 0.97 # | 1.54 01/08/2025 | 1.55 | 1.55 | 1.58 | 1.55 | 1.56 | 518@1.55 | 350@1.58 | --- | 2024 | 3,137 | 16 | 4,892.94 | 30,795.43 | 1.05 | 1.885 | 35101010 |
| 6,700,000 | 0.800 | 0.047 | 0.047 | --- | 23/07/2024 | 29/05/2014 | --- | MILLS KEPENOS (CR) | 1.93 | --- ¬ | 1.93 01/08/2025 | --- | --- | --- | --- | --- | 218143@1.93 | 2537@2.04 | --- | 2024 | --- | --- | --- | 12,931.00 | 1.6 | 2.1 | 45102020 |
| 11,510,102 | 0.890 | --- | --- | --- | 24/06/2005 | 06/10/1999 | --- | NAFPAKTOS TEXTILE (CR) | 0.788 | -0.25 ₢ | 0.79 01/08/2025 | 0.774 | 0.772 | 0.798 | 0.798 | 0.788 | 200@0.790 | 829@0.810 | --- | --- | 320 | 4 | 252.04 | 9,069.96 | 0.484 | 0.89 | 55101020 |
| 21,224,340 | 0.420 | --- | --- | --- | 06/09/2022 | 25/04/2006 | --- | KORDELLOS BROS SA (CR) | 0.436 | -0.23 ₢ | 0.437 01/08/2025 | 0.437 | 0.43 | 0.437 | 0.436 | 0.436 | 50@0.426 | 890@0.436 | --- | 2024 | 2,931 | 15 | 1,277.11 | 9,253.81 | 0.37 | 0.496 | 55102010 |
| 33,065,136 | 0.380 | 0.2004 | 0.3506 | --- | 22/08/2024 | 16/09/2013 | --- | KRI-KRI S.A. (CR) | 18.46 | -0.75 ₢ | 18.6 01/08/2025 | 18.6 | 18.46 | 18.6 | 18.46 | 18.536 | 42@18.46 | 194@18.60 | --- | 2024 | 3,021 | 54 | 55,996.58 | 610,382.41 | 13.8 | 19.08 | 45102020 |
| 18,017,472 | 0.360 | --- | 0.03 | --- | 11/10/2024 | 28/08/2017 | --- | DOMAINE COSTA LAZARIDI (CR) | 2.18 | --- ¬ | 2.18 01/08/2025 | 2.18 | 2.18 | 2.18 | 2.18 | 2.18 | 319137@2.18 | 2000@2.26 | --- | --- | 1,951 | 4 | 4,253.18 | 39,278.09 | 1.65 | 2.28 | 45101015 |
| 7,595,160 | 0.600 | --- | --- | --- | 10/09/2019 | 18/08/2010 | --- | KIRIAKOULIS SHIPPING SA (CR) | 2.49 | 12.16 # | 2.22 01/08/2025 | 2.3 | 2.25 | 2.54 | 2.49 | 2.404 | 1254@2.49 | 500@2.53 | --- | --- | 68,585 | 178 | 164,847.39 | 18,911.95 | 0.772 | 2.64 | 40501015 |
| 6,200,000 | 0.500 | --- | --- | --- | 22/06/2010 | 01/11/1995 | --- | MINERVA KNITWEAR (CR) | 0.552 | 2.60 # | 0.538 01/08/2025 | 0.548 | 0.548 | 0.584 | 0.584 | 0.551 | 1000@0.490 | 699@0.558 | --- | --- | 1,183 | 9 | 651.91 | 3,422.40 | 0.43 | 0.618 | 40204020 |
| 5,939,268 | 0.620 | --- | --- | --- | 10/07/2003 | 03/01/2002 | --- | LANAKAM SA (CR) | 1.45 | 3.57 # | 1.4 01/08/2025 | 1.4 | 1.4 | 1.45 | 1.45 | 1.433 | 150@1.33 | 998@1.45 | --- | --- | 7,032 | 14 | 10,079.60 | 8,611.94 | 0.815 | 1.49 | 40401020 |
| 9,819,370 | 0.500 | --- | --- | --- | 14/08/2007 | 09/01/2004 | --- | MATHIOS REFRACTORY SA (CR) | 0.71 | -2.07 ₢ | 0.725 01/08/2025 | 0.71 | 0.71 | 0.71 | 0.71 | 0.71 | 1000@0.710 | 500@0.740 | --- | --- | 1,000 | 1 | 710.00 | 6,971.75 | 0.52 | 0.832 | 55101000 |
| 30,150,000 | 0.360 | 0.0908 | 0.122 | 0.1335 | 17/06/2025 | 25/04/2019 | --- | MOTODYNAMICS S.A. (CR) | 2.62 | -1.13 ₢ | 2.65 01/08/2025 | 2.65 | 2.6 | 2.65 | 2.62 | 2.62 | 1678@2.60 | 1000@2.64 | --- | --- | 10,634 | 48 | 27,856.36 | 78,993.00 | 2.4 | 2.94 | 40401030 |
| 126,431,958 | 2.50 | --- | 0.025 | 0.043 | 03/06/2025 | 05/06/2024 | --- | NOVAL PROPERTY REIC (CR) | 2.61 | 0.38 # | 2.6 01/08/2025 | 2.61 | 2.6 | 2.61 | 2.6 | 2.61 | 2000@2.60 | 566@2.61 | --- | 2024 | 63,791 | 37 | 166,483.26 | 329,987.41 | 2.1 | 2.65 | 35102045 |
| 10,080,000 | 3.00 | 1.45 | 1.3 | 2 | 16/05/2025 | 27/08/2001 | --- | TPA SA (CR) | 33.2 | 0.61 # | 33 01/08/2025 | 33.5 | 33.1 | 33.5 | 33.4 | 33.24 | 89@33.20 | 69@33.40 | --- | --- | 651 | 15 | 21,639.50 | 334,656.00 | 21.7 | 38.3 | 50206060 |
| 4,971,466 | 1.46 | --- | --- | --- | 04/07/2007 | 08/10/2003 | --- | PAIRIS SA (CR) | 1 | 4.17 # | 0.96 01/08/2025 | 0.976 | 0.976 | 1 | 1 | 1 | 1500@0.960 | 492@1.00 | --- | --- | 510 | 6 | 509.76 | 4,971.47 | 0.662 | 1.15 | 50203030 |
| 27,098,594 | 0.540 | 0.0401 | 0.0702 | 0.0605 | 28/04/2025 | 14/01/2021 | --- | PAPOUTSANIS (CR) | 3.08 | -1.28 ₢ | 3.12 01/08/2025 | 3.14 | 3.07 | 3.14 | 3.08 | 3.107 | 150@3.02 | 66@3.08 | --- | 2024 | 4,863 | 30 | 15,106.95 | 83,463.67 | 2.3 | 3.15 | 45201020 |
| 7,070,400 | 0.930 | 0.2593 | 0.8645 | 0.3242 | 11/07/2025 | 06/05/2016 | --- | PETROPOULOS PETROS (CR) | 8.8 | 0.69 # | 8.74 01/08/2025 | 8.84 | 8.78 | 8.88 | 8.8 | 8.852 | 88@8.80 | 150@8.86 | --- | --- | 4,250 | 27 | 37,622.10 | 62,219.52 | 7.5 | 9.52 | 50206015 |
| 43,741,452 | 0.660 | 0.2629 | 0.2388 | 0.2391 | 10/06/2025 | 01/11/1999 | --- | THRACE PLASTICS SA (CR) | 3.91 | 1.03 # | 3.87 01/08/2025 | 3.85 | 3.85 | 3.92 | 3.91 | 3.885 | 4990@3.92 | 450@3.94 | --- | --- | 13,774 | 68 | 53,512.89 | 171,029.08 | 3.57 | 4.27 | 50203015 |
| 24,319,250 | 0.300 | --- | --- | --- | 09/07/2002 | 04/07/2007 | 5165 | PROODEFTIKH SA (CR) | 0.565 | 13.00 # | 0.5 01/08/2025 | 0.535 | 0.53 | 0.57 | 0.565 | 0.553 | 462@0.560 | 30215@0.565 | --- | --- | 300,856 | 258 | 166,415.47 | 13,740.38 | 0.21 | 0.57 | 50101010 |
| 21,912,599 | 0.300 | 0.048 | 0.0485 | 0.0483 | 29/04/2025 | 23/02/2007 | --- | REVOIL (CR) | 1.74 | 3.26 # | 1.685 01/08/2025 | 1.68 | 1.68 | 1.74 | 1.74 | 1.709 | 1000@1.71 | 900@1.75 | --- | --- | 18,059 | 85 | 30,868.56 | 38,127.92 | 1.4 | 1.825 | 60101020 |
| 13,582,223 | 1.35 | --- | --- | --- | 24/06/2008 | 02/02/2016 | --- | SIDMA STEEL (CR) | 1.565 | 0.32 # | 1.56 01/08/2025 | 1.55 | 1.535 | 1.575 | 1.565 | 1.548 | 4000@1.52 | 399@1.58 | --- | --- | 660 | 12 | 1,021.35 | 21,256.18 | 1.165 | 1.65 | 55102010 |
| 40,693,350 | 5.00 | --- | --- | --- | 03/07/2006 | 26/05/2015 | --- | TECHNICAL OLYMPIC SA (CR) | 2.64 | 4.76 # | 2.52 01/08/2025 | 2.52 | 2.48 | 2.64 | 2.64 | 2.567 | 3167@2.61 | 164@2.64 | --- | --- | 32,121 | 128 | 82,470.11 | 107,430.44 | 2.04 | 2.77 | 40202010 |
| 3,048,000 | 0.300 | --- | --- | --- | 06/07/2007 | 01/06/2021 | --- | TZIRAKIAN PROFIL (CR) | 1.33 | -1.48 ₢ | 1.35 01/08/2025 | 1.32 | 1.29 | 1.33 | 1.33 | 1.309 | 10@1.32 | 100@1.34 | --- | 2024 | 9,308 | 38 | 12,188.37 | 4,053.84 | 1.175 | 1.78 | 55102010 |

| Number of Outstanding Securities | Nominal Value | Dividends [1] 2022 | 2023 | 2024 | Date of Last Coupon Dividend [2] | Right | Note | Shares | Closing price | % change | Previous closing price/date | Open price | Price min | Price max | Last price | Avg price | Last Bid [7] | Last Ask [7] | P/E after tax | Year | Volume | Trades | Transactions Value[8] | Company Mkt Value (thou. €) | Year low | Year high | Sector[4] |
|---|---|---|---|---|---|---|---|---|---|---|---|---|---|---|---|---|---|---|---|---|---|---|---|---|---|---|---|
| 1,011,000 | 1.00 | --- | --- | --- | 01/07/2004 | 11/12/2012 | 5193 | TRIA ALFA SA (CR) | 8.15 | --- ¬ | 8.15 01/08/2025 | --- | --- | --- | --- | --- | 100@6.60 | 100@8.15 | --- | 2024 | --- | --- | --- | 8,239.65 | 4.04 | 9 | 55101020 |
| 8,340,750 | 1.16 | --- | --- | --- | 25/06/2009 | 17/09/2018 | --- | HAIDEMENOS SA (CR) | 0.785 | 3.29 # | 0.76 01/08/2025 | 0.77 | 0.77 | 0.83 | 0.83 | 0.784 | 250@0.710 | 122@0.800 | --- | 2024 | 144 | 3 | 112.86 | 6,547.49 | 0.446 | 0.89 | 50205030 |
| **Main Market - Low Liquidity Class** | | | | | | | | | | | | | | | | | | | | | | | | | | | |
| 14,000,000 | 1.95 | 0.26 | 0.26 | 0.5 | 24/06/2025 | 26/03/2024 | --- | ALPHA REAL ESTATE (CR) | 7.28 | 0.55 # | 7.24 01/08/2025 | 7.28 | 7.28 | 7.28 | 7.28 | 7.28 | 500@7.20 | 580@7.30 | --- | --- | 2,200 | 35 | 16,016.00 | 101,920.00 | 6.16 | 7.7 | 35101015 |
| 244,737,498 | 0.500 | 0.03 | 0.02 | 0.03 | 02/04/2025 | 28/12/2023 | --- | TRASTOR REAL EST. INV. CO.(CR) | 1.2 | 0.84 # | 1.19 01/08/2025 | 1.2 | 1.19 | 1.21 | 1.19 | 1.201 | 70@1.19 | 200@1.20 | --- | --- | 1,160 | 11 | 1,393.00 | 293,685.00 | 1.09 | 1.37 | 35102000 |
| 15,300,000 | 0.300 | --- | --- | --- | 30/07/2009 | 13/12/1999 | --- | ATTICA PUBLICATIONS SA (CR) | 0.975 | -8.88 ₢ | 1.07 01/08/2025 | 1.09 | 0.975 | 1.09 | 0.975 | 0.978 | 1910@0.975 | 1192@1.07 | --- | --- | 910 | 4 | 889.55 | 14,917.50 | 0.416 | 1.96 | 40301030 |
| 18,810,000 | 0.400 | --- | 0.0381 | --- | 21/10/2024 | 14/11/2007 | --- | VARVERIS - MODA BAGNO SA (CR) | 4.24 | 1.19 # | 4.19 01/08/2025 | 4.19 | 4.19 | 4.24 | 4.24 | 4.217 | 335@4.01 | 200@4.24 | --- | --- | 600 | 6 | 2,530.00 | 79,754.40 | 3.3 | 4.54 | 40401025 |
| 15,000,000 | 0.300 | --- | --- | --- | 06/07/2007 | 18/07/2000 | --- | DAIOS PLASTICS SA (CR) | 5.3 | --- ¬ | 5.3 01/08/2025 | 5.4 | 5.3 | 5.4 | 5.3 | 5.333 | 50@5.00 | 500@5.40 | --- | --- | 150 | 2 | 800.00 | 79,500.00 | 3.28 | 5.5 | 50203015 |
| 86,735,980 | 0.310 | --- | 0.02 | --- | 22/07/2024 | 07/09/2023 | --- | ATHENS MEDICAL CENTER SA (CR) | 1.995 | 0.25 # | 1.99 01/08/2025 | 2.03 | 1.96 | 2.03 | 1.995 | 1.995 | 3000@1.97 | 187@2.01 | --- | --- | 2,313 | 17 | 4,615.12 | 173,038.28 | 1.495 | 2.12 | 20101010 |
| 21,364,000 | 1.12 | 0.4 | --- | --- | 21/08/2023 | 08/03/2023 | --- | LAMPSA HOTEL SA (CR) | 40 | --- ¬ | 40 01/08/2025 | 40 | 40 | 40 | 40 | 40 | 50@40.00 | 50@40.60 | --- | --- | 200 | 1 | 8,000.00 | 854,560.00 | 35.6 | 41 | 40501025 |
| 38,566,621 | 0.700 | --- | --- | --- | 21/07/2008 | 07/07/2025 | --- | MOUZAKIS (CR) | 0.665 | -2.21 ₢ | 0.68 01/08/2025 | 0.68 | 0.665 | 0.68 | 0.665 | 0.666 | 1000@0.615 | 10@0.665 | --- | --- | 990 | 2 | 659.25 | 25,646.80 | 0.4524 | 0.7114 | 55101020 |
| 42,500,000 | 1.00 | --- | 0.0383 | --- | 19/08/2024 | 13/09/2023 | --- | MPLE KEDROS (CR) | 4.04 | 0.25 # | 4.03 01/08/2025 | 4.03 | 4.03 | 4.04 | 4.04 | 4.039 | 100@4.01 | 200@4.06 | --- | --- | 1,400 | 10 | 5,655.00 | 171,700.00 | 3.74 | 4.04 | 35102000 |
| 6,340,000 | 0.600 | 0.1 | 0.2 | 0.23 | 12/12/2024 | 11/01/2024 | --- | NAKAS MUSIC | 3.08 | --- ¬ | 3.08 01/08/2025 | 3.02 | 3 | 3.02 | 3 | 3.003 | 1@3.00 | 44@3.06 | --- | --- | 223 | 3 | 669.72 | 19,527.20 | 2.8 | 3.34 | 40401030 |
| 27,379,200 | 0.980 | 0.45 | 0.5001 | --- | 01/08/2024 | 29/08/2022 | --- | CRETE PLASTICS SA (CR) | 15.9 | -0.63 ₢ | 16 01/08/2025 | 16 | 15.6 | 16 | 16 | 15.813 | 1300@16.00 | 200@16.20 | --- | --- | 1,501 | 13 | 23,736.00 | 435,329.28 | 13.4 | 16 | 50203015 |
| 255,494,534 | 2.71 | 0.255 | 0.247 | 0.705 | 16/06/2025 | 30/09/2021 | --- | PRODEA (CR) | 5.95 | --- ¬ | 5.95 01/08/2025 | --- | --- | --- | --- | --- | 550@5.95 | 334@6.00 | --- | --- | --- | --- | --- | 1,520,192.48 | 5.25 | 6.7 | 35102000 |
| 4,181,450 | 0.500 | --- | --- | --- | 21/08/2000 | 05/03/2002 | --- | FLOUR MILLS SARANTOPOULOS SA | 1.09 | --- ¬ | 1.09 01/08/2025 | --- | --- | --- | --- | --- | 800@0.985 | 300@1.13 | --- | --- | --- | --- | --- | 4,557.78 | 0.87 | 1.14 | 45102020 |
| **Exchange Traded Funds (ETFs)** | | | | | | | | | | | | | | | | | | | | | | | | | | | |
| 1,025,078 | | --- | --- | --- | | 15/06/2016 | --- | ALPHA ETF FTSE Athex Large Cap | 50.42 | 2.69 # | 49.1 01/08/2025 | 49.1 | 49.1 | 50.53 | 50.42 | 49.683 | 8@50.35 | 88@51.00 | --- | --- | 15,616 | 173 | 775,853.00 | --- | 34.86 | 50.53 | 12003 |
| **Surveillance** | | | | | | | | | | | | | | | | | | | | | | | | | | | |
| 8,321,682 | 0.670 | --- | --- | --- | 17/08/2007 | 23/11/1999 | --- | N. LEVENTERIS (CR) | 0.294 | --- ¬ | 0.294 01/08/2025 | 0.294 | 0.294 | 0.294 | 0.294 | 0.294 | --- | 3068@0.294 | --- | 2024 | 25 | 1 | 7.35 | 2,999.67 | 0.19 | 0.294 | 55102010 |
| 2,160,524 | 0.670 | --- | --- | --- | 03/12/2018 | 23/11/1999 | --- | N. LEVENTERIS (PR) | 0.256 | --- ¬ | 0.256 01/08/2025 | --- | --- | --- | --- | --- | 1000@0.232 | 5000@0.270 | --- | 2024 | --- | --- | --- | 2,999.67 | 0.183 | 0.272 | 55102010 |
| **Suspension Status** | | | | | | | | | | | | | | | | | | | | | | | | | | | |
| 13,191,620 | 0.620 | --- | --- | --- | 04/08/2010 | 09/09/2002 | 5232 | YALCO - CONSTANTINOU (CR) | 0.16 | --- ¬ | 0.16 30/05/2025 | --- | --- | --- | --- | --- | --- | 26032@0.162 | --- | --- | --- | --- | --- | 2,110.66 | 0.144 | 0.162 | 40202020 |
| 17,579,754 | 4.16 | --- | --- | --- | 18/08/2006 | 02/08/2010 | --- | BIOTER SA (CR) | 0.206 | --- ¬ | 0.206 30/05/2025 | --- | --- | --- | --- | --- | --- | --- | --- | --- | --- | --- | --- | 3,621.43 | 0.18 | 0.29 | 50101010 |
| 3,961,300 | 1.28 | --- | --- | --- | 29/06/2004 | 03/08/2000 | 5248 | DUROS SA (CR) | 0.25 | --- ¬ | 0.25 24/04/2023 | --- | --- | --- | --- | --- | --- | --- | --- | --- | --- | --- | --- | 990.33 | 0.25 | 0.25 | 40204020 |
| 51,754,364 | 0.300 | --- | --- | --- | 23/12/2003 | 24/01/2007 | 5197 | SELECTED TEXT. IND. ASSOC (CR) | 0.132 | --- ¬ | 0.132 31/10/2024 | --- | --- | --- | --- | --- | --- | --- | --- | --- | --- | --- | --- | 6,831.58 | 0.132 | 0.132 | 55101020 |
| 15,842,391 | 1.51 | --- | --- | --- | 15/07/2009 | 12/05/2000 | 5141 | BITROS HOLDING SA (CR) | 0.51 | --- ¬ | 0.51 30/05/2025 | --- | --- | --- | --- | --- | --- | --- | --- | --- | --- | --- | --- | 8,079.62 | 0.46 | 0.77 | 55102010 |
| 28,438,268 | 0.070 | --- | --- | --- | 21/08/2006 | 24/11/1999 | 5253 | SPIROY AGRICULTURE SA (CR) | 0.138 | --- ¬ | 0.138 30/05/2025 | --- | --- | --- | --- | --- | --- | --- | --- | --- | --- | --- | --- | 3,924.48 | 0.125 | 0.176 | 45102010 |

## Shares' Notes

| Code | | Note text |
|---|---|---|
| ( ) | - | Adjusted dividends. |
| * | - | Last adjusted closing price. |
| [1] | - | Net dividends. |
| [2] | - | The "Date of Last Coupon" for New listings refers to the date company's stocks started to trade in Athex |
| [3] | - | The Company Market Value is refered to the number of outstanding shares |
| [4] | - | Sectors codification can be found in Appendix A |
| [5] | - | The Market Value refers to the total number of shares listed (including their several classes) in the exchange by the company. |
| [6] | - | P/E greater than 100 |
| [7] | - | Last view of the Order Book before the end of the trading session |
| [8] | - | All Blocks Methods' Transactions Value are included. |

| | | |
|---|---|---|
| 5093 | - | Transfer to the Surveillance Category as of 8/4/2015. |
| 5141 | - | Transfer to the Surveillance Category as of 10/05/2017. |
| 5160 | - | Transfer to the Surveillance Category as of 15/04/2016. |
| 5165 | - | Transfer to the Surveillance Category as of 15/02/2018. |
| 5193 | - | Transfer to the Surveillance Category as of 25/10/2018. |
| 5197 | - | Transfer to the Surveillance Category as of 07/11/2018. |
| 5232 | - | Transfer to the Under Surveillance Category from 08/04/2011. |
| 5248 | - | Transfer to the Surveillance Category as of 06/09/20116. |
| 5253 | - | Transfer to the Surveillance Category as of 14/5/2021. |

## Securities Blocks Details

| Securities | Block Volume | Price | Block Trade Value | Time of approval | Note |
|---|---|---|---|---|---|
| ALPHA BANK (CR) | 4,100,000 | 3.29 | 13,501,300.00 | 10:31:16 | 20 |
| TITAN (CB) | 9,500 | 35.73 | 339,394.15 | 10:37:12 | 14 |
| ALPHA BANK (CR) | 202,763 | 3.33 | 675,200.79 | 10:59:03 | 20 |
| TITAN (CB) | 1,000 | 35.51 | 35,506.40 | 11:11:18 | 14 |
| AKTOR S.A. HOLDING CO. (CR) | 100,000 | 6.13 | 613,000.00 | 11:57:35 | 20 |
| ALPHA BANK (CR) | 347,290 | 3.33 | 1,156,822.99 | 12:38:14 | 20 |
| NATIONAL BANK (CR) | 60,000 | 12.34 | 740,100.00 | 13:18:06 | 20 |
| NATIONAL BANK (CR) | 100,000 | 12.33 | 1,233,000.00 | 13:32:24 | 20 |
| NATIONAL BANK (CR) | 150,000 | 12.33 | 1,849,125.00 | 13:37:13 | 20 |
| NOVAL PROPERTY REIC (CR) | 50,000 | 2.61 | 130,500.00 | 14:58:13 | 20 |
| NATIONAL BANK (CR) | 275,000 | 12.36 | 3,399,000.00 | 15:04:54 | 20 |
| OTE (CR) | 26,857 | 15.83 | 425,012.03 | 15:23:29 | 20 |
| ALPHA BANK (CR) | 1,000,000 | 3.40 | 3,398,000.00 | 17:10:50 | 20 |
| EUROBANK HOLDINGS (CR) | 4,694,339 | 3.27 | 15,350,488.53 | 17:12:08 | 20 |
| NATIONAL BANK (CR) | 175,000 | 12.42 | 2,172,625.00 | 17:19:51 | 20 |

### Blocks Notes

9 - Method 6-1 / Special Fees
10 - Method 6-1 / Special Fees, SDS
14 - Method 6-3 / Settlement, Incomplete Buy and Sell
18 - Method 6-2 / SPOT 1
19 - Method 6-2 / SPOT 2
20 - Method 6-1 and Method 6-1 Same Day Settlement
21 - Other Pre-agreed

## Shares Rights Details

| Occured date | Exercise from | Exercise until | Trading until | Rights | Price min | Price max | Closing price | Last Bid | Last Ask | Volume | Trades | Transactions Value |
|---|---|---|---|---|---|---|---|---|---|---|---|---|

No Rights Transactions.

## Forced Sales Details

| Securities | Category of Security | Transactions Volume | Number of Trades | Transactions Value | Note |
|---|---|---|---|---|---|
| No Forced Transactions. | | | | | |

Forced Sales Notes

1 - Compulsory Public Forced Sales
2 - Forced Sales of Fixed Registered Shares
3 - Forced Sales of Remaining Fractional Shares

## Exchange Traded Funds (ETFs) Characteristics

| | Transactions Date (T) | Creation / Redemption | Units (T-1) | New Units (T-1) | Redemption Units (T- | Units (T) [1] | Fund Assets [2] | Net Unit Price | Dividend per Unit | Dividend Date |
|---|---|---|---|---|---|---|---|---|---|---|
| ALPHA ETF FTSE Athex Large Cap | 04/08/2025 | 5,000 | 1,025,078 | --- | --- | 1,025,078 | 50,458,120.00 | 49.2237 | 1.15 | 01/07/2025 |

ETFs Notes

[1] - Units (T) = Units (T-1) + New Units (T-1) - Redemption Units (T-1)

[2] - The Creation / Redemption Units of T-1 are included.

## Non Convertible Corporate Bonds - Regulated Market

| Num Listed Bonds | Nominal price | Issue price | Today's Rate | Exp. Date | Duration (years) | Note | Coupon Common | Coupon Preffered | Trading | Corporate Bonds | Accrued Int. | Yield.T.Mat | Price min | Price max | Closing price | Previous closing price/date | | Volume | Transactions Value | Last order Price | Last order Buy / Sell | Last order Date | Year min | Year max |
|---|---|---|---|---|---|---|---|---|---|---|---|---|---|---|---|---|---|---|---|---|---|---|---|---|
| 250,000 | 1,000.00 | 1,000.00 | 2.45 | 16/11/2028 | 7 | --- | 8 | --- | 1 | ELVALHALCOR S.A. (Non Convertible) | 5.5806 | 2.9060 | 97.6000 | 97.9000 | 97.8000 | 97.9000 | 01/08/2025 | 92,000 | 90,528.41 | 97.7000 | B | 04/08/2025 | 93.6975 | 98.0000 |
| 320,000 | 1,000.00 | 1,000.00 | 3.40 | 21/07/2027 | 7 | --- | 11 | --- | 1 | LAMDA DEVELOPMENT S.A. (Non Convertible) | 1.5111 | 2.7610 | 99.9000 | 100.3000 | 100.3000 | 100.0010 | 01/08/2025 | 34,000 | 34,070.38 | 100.0200 | B | 04/08/2025 | 97.6000 | 100.4800 |
| 200,000 | 1,000.00 | 1,000.00 | 2.10 | 27/10/2027 | 7 | --- | 10 | --- | 1 | O.P.A.P. S.A. (Non Convertible) | 5.8333 | 2.4220 | 98.3000 | 99.0000 | 98.7823 | 98.7100 | 01/08/2025 | 59,000 | 58,625.73 | 98.5100 | B | 04/08/2025 | 96.0100 | 99.1699 |
| 200,000 | 1,000.00 | 1,000.00 | 1.90 | 23/03/2028 | 7 | --- | 9 | --- | 1 | MOTOR OIL CORINTH REFINERIES SA (Non Convertible) | 7.1250 | 2.5700 | 97.7000 | 97.8000 | 97.7833 | 97.8670 | 01/08/2025 | 12,000 | 11,819.50 | 97.7000 | B | 04/08/2025 | 93.5278 | 98.8000 |
| 100,000 | 1,000.00 | 1,000.00 | 4.40 | 26/07/2029 | 7 | --- | 7 | --- | 1 | CPLP SHIPPING HOLDINGS PLC (Non Convertible) | 1.1000 | 3.3070 | 102.2999 | 102.3000 | 102.2999 | 102.3000 | 01/08/2025 | 30,000 | 30,723.00 | 102.1100 | B | 04/08/2025 | 100.4600 | 105.2895 |
| 199,375 | 1,000.00 | 1,000.00 | 3.60 | 12/03/2026 | 7 | --- | 13 | --- | 1 | AEGEAN AIRLINES S.A. (Non Convertible) | 14.7000 | 2.8270 | 100.0500 | 100.1110 | 100.0675 | 100.5500 | 01/08/2025 | 50,000 | 50,768.74 | 100.1300 | B | 04/08/2025 | 99.2676 | 101.0000 |
| 150,000 | 1,000.00 | 1,000.00 | 2.60 | 22/10/2026 | 7 | --- | 12 | --- | 1 | TERNA ENERGY FINANCE S.A. (Non Convertible) | 7.6556 | 2.6480 | 99.4000 | 99.5900 | 99.4594 | 99.6000 | 01/08/2025 | 16,000 | 16,035.99 | 99.4100 | B | 04/08/2025 | 97.6272 | 100.0000 |
| 100,000 | 1,000.00 | 1,000.00 | 2.80 | 25/01/2027 | 5 | --- | 8 | --- | 1 | PREMIA S.A. (Non Convertible) | 0.9333 | 3.5640 | 98.3001 | 98.9000 | 98.4068 | 98.1100 | 01/08/2025 | 15,000 | 14,775.01 | 98.3400 | B | 04/08/2025 | 96.2000 | 99.5799 |
| 500,000 | 1,000.00 | 1,000.00 | 2.75 | 03/07/2027 | 7 | --- | 11 | --- | 1 | GEK TERNA S.A. (Non Convertible) | 2.5972 | 2.6930 | 99.4005 | 99.9000 | 99.4005 | 99.6470 | 01/08/2025 | 44,000 | 43,884.11 | 99.3000 | B | 04/08/2025 | 96.5000 | 99.9000 |
| 150,000 | 1,000.00 | 1,000.00 | 2.65 | 22/10/2026 | 5 | --- | 8 | --- | 1 | CPLP SHIPPING HOLDINGS PLC (Non Convertible) | 7.8028 | 3.1310 | 99.0500 | 99.0500 | 99.0500 | 99.0300 | 01/08/2025 | 1,000 | 998.30 | 99.0500 | B | 04/08/2025 | 97.3000 | 99.9000 |
| 250,000 | 1,000.00 | 1,000.00 | 3.70 | 04/07/2032 | 7 | --- | 1 | --- | 1 | AEGEAN AIRLINES S.A. (Non Convertible) | 3.3917 | 3.1670 | 102.9999 | 103.0000 | 103.0000 | 103.0000 | 01/08/2025 | 55,000 | 56,836.54 | 102.8000 | B | 04/08/2025 | 100.4000 | 104.0000 |
| 120,000 | 1,000.00 | 1,000.00 | 2.65 | 06/12/2028 | 7 | --- | 8 | --- | 1 | NOVAL PROPERTY REIC (Non Convertible) | 4.4903 | 3.0650 | 97.1000 | 97.8000 | 97.8000 | 97.5130 | 01/08/2025 | 63,000 | 61,630.89 | 97.5500 | B | 04/08/2025 | 94.2301 | 99.9900 |
| 300,000 | 1,000.00 | 1,000.00 | 2.30 | 14/12/2028 | 7 | --- | 8 | --- | 1 | GEK TERNA S.A. (Non Convertible) | 3.2583 | 3.0140 | 96.4200 | 97.0000 | 97.0000 | 96.8940 | 01/08/2025 | 27,000 | 26,246.17 | 96.9999 | B | 04/08/2025 | 92.9502 | 97.1000 |
| 100,000 | 1,000.00 | 1,000.00 | 2.95 | 11/02/2027 | 5 | --- | 7 | --- | 1 | SAFE BULKERS PARTICIPATIONS PLC (Non Convertible) | 14.4222 | 3.2880 | 99.0000 | 99.0000 | 99.0000 | 99.0210 | 30/07/2025 | 1,000 | 1,004.42 | 99.0000 | B | 04/08/2025 | 96.7794 | 99.9999 |
| 500,000 | 1,000.00 | 1,000.00 | 4.00 | 10/07/2030 | 7 | --- | 5 | --- | 1 | METLEN ENERGY & METALS S.A. (Non Convertible) | 3.0000 | 2.9490 | 103.2000 | 103.5000 | 103.5000 | 103.5000 | 01/08/2025 | 34,000 | 35,269.37 | 103.3500 | B | 04/08/2025 | 100.4600 | 103.9600 |
| 99,697 | 1,000.00 | 1,000.00 | 5.50 | 15/12/2028 | 5 | --- | 4 | --- | 1 | IDEAL HOLDINGS S.A. (Non Convertible) | 7.7917 | 3.5360 | 105.0000 | 105.0000 | 105.0000 | 104.5800 | 01/08/2025 | 45,000 | 47,600.63 | 104.1400 | B | 04/08/2025 | 102.5039 | 106.3000 |
| 200,000 | 1,000.00 | 1,000.00 | 4.25 | 23/01/2029 | 5 | --- | 4 | --- | 1 | AUTOHELLAS S.A. (Non Convertible) | 1.6528 | 3.2600 | 101.5201 | 102.6000 | 102.4486 | 102.5000 | 01/08/2025 | 43,000 | 44,123.98 | 101.8100 | B | 04/08/2025 | 100.0000 | 103.2000 |
| 130,000 | 1,000.00 | 1,000.00 | 6.00 | 27/02/2029 | 5 | --- | 3 | --- | 1 | INTRALOT S.A. (Non Convertible) | 26.6667 | 4.3420 | 104.0000 | 104.0500 | 104.0000 | 104.1500 | 01/08/2025 | 50,000 | 53,338.33 | 104.0000 | B | 04/08/2025 | 101.0000 | 104.5000 |
| 300,000 | 1,000.00 | 1,000.00 | 2.30 | 20/07/2028 | 7 | --- | 9 | --- | 1 | PRODEA REIC S.A.(Non Convertible) | 1.0222 | 3.3060 | 96.3000 | 96.4000 | 96.3999 | 96.4450 | 01/08/2025 | 16,000 | 15,433.86 | 96.2000 | B | 04/08/2025 | 93.5001 | 97.0000 |

### Corporate Bonds Notes

Transactions Volume = (Pieces) * (Nominal Price). Transactions Value = (Pieces) * (Nominal Price) * (price %) + (Accrued interest).
The price of a Bond is stated as a percentage (%) of Bond's Nominal Price.
Nominal Price in Euros (€), except if it is noted differently.

## Government Bonds

| Number Listed Bonds | Nominal price | Today's Rate | | Accrued Interest Calc | Exp. Date [1] | Duration (years) | Note | Coupons Date | Curr. coupon value | Trading Unit | Government Bonds | Price min | Price max | Closing price | Previous closing price/date | | Volume | Transactions Value | Last order Price | Last order Buy / Sell | Last order Date |
|---|---|---|---|---|---|---|---|---|---|---|---|---|---|---|---|---|---|---|---|---|---|
| 4,000,000 | 1,000.00 | 4.13 | | Actual/Actual | 15/06/2054 | 30 | --- | 15/06 | 4.13 | 1 | GGB-FXD-150654-30Y-4.125-1.000 | --- | --- | --- | --- | --- | --- | --- | --- | --- | --- |
| 4,700,000 | 1,000.00 | 1.88 | | Actual/Actual | 04/02/2035 | 15 | --- | 04/02 | 1.88 | 1 | GGB-FXD-040235-15Y-1.875-1.000 | --- | --- | --- | --- | --- | --- | --- | --- | --- | --- |
| 6,000,000 | 1,000.00 | 0.75 | | Actual/Actual | 18/06/2031 | 10 | --- | 18/06 | 0.75 | 1 | GGB-FXD-180631-10Y-0.750-1.000 | --- | --- | --- | --- | --- | --- | --- | --- | --- | --- |
| 3,600,000 | 1,000.00 | 3.88 | | Actual/Actual | 15/06/2028 | 5 | --- | 15/06 | 3.88 | 1 | GGB-FXD-150628-05Y-3.875-1.000 | --- | --- | --- | --- | --- | --- | --- | --- | --- | --- |
| 5,962,747,327 | 1.00 | 3.75 | | Actual/Actual | 30/01/2028 | 10 | --- | /02 - 02/02 - 31/ | 3.75 | 1 | GGB-FXD-300128-10Y-3.750-1.00 | --- | --- | --- | 85.4610 | 13/07/2018 | --- | --- | 1.0000 | B | 28/11/2018 |
| 7,067,309,386 | 1.00 | 3.90 | | Actual/Actual | 30/01/2033 | 15 | --- | /02 - 02/02 - 31/ | 3.90 | 1 | GGB-FXD-300133-15Y-3.900-1.00 | --- | --- | --- | 78.6730 | 13/07/2018 | --- | --- | 1.0000 | B | 28/11/2018 |
| 5,622,848,349 | 1.00 | 4.00 | | Actual/Actual | 30/01/2037 | 19 | --- | /02 - 02/02 - 31/ | 4.00 | 1 | GGB-FXD-300137-19Y-4.000-1.00 | --- | --- | --- | 77.0370 | 13/07/2018 | --- | --- | 1.0000 | B | 28/11/2018 |
| 5,476,770,669 | 1.00 | 4.20 | | Actual/Actual | 30/01/2042 | 24 | --- | /02 - 02/02 - 31/ | 4.20 | 1 | GGB-FXD-300142-24Y-4.200-1.00 | --- | --- | --- | 77.7640 | 13/07/2018 | --- | --- | 1.0000 | B | 28/11/2018 |
| 4,950,000 | 1,000.00 | 3.38 | | Actual/Actual | 15/06/2034 | 10 | --- | 15/06 | 3.38 | 1 | GGB-FXD-150634-10Y-3.375-1.000 | --- | --- | --- | --- | --- | --- | --- | --- | --- | --- |
| 59,586,043 | 1.00 | 4.30 | | Actual/Actual | 24/02/2026 | 14 | --- | 24/02 | 4.30 | 1 | GGB-FXD-240226-14Y-2.000-1.00 | --- | --- | --- | 10.0000 | 22/06/2015 | --- | --- | --- | --- | --- |
| 41,118,344 | 1.00 | 4.30 | | Actual/Actual | 24/02/2027 | 15 | --- | 24/02 | 4.30 | 1 | GGB-FXD-240227-15Y-2.000-1.00 | --- | --- | --- | 10.0000 | 22/06/2015 | --- | --- | --- | --- | --- |
| 45,137,734 | 1.00 | 4.30 | | Actual/Actual | 24/02/2028 | 16 | --- | 24/02 | 4.30 | 1 | GGB-FXD-240228-16Y-2.000-1.00 | --- | --- | --- | 10.0000 | 22/06/2015 | --- | --- | --- | --- | --- |
| 61,768,888 | 1.00 | 4.30 | | Actual/Actual | 24/02/2029 | 17 | --- | 24/02 | 4.30 | 1 | GGB-FXD-240229-17Y-2.000-1.00 | --- | --- | --- | 10.0000 | 22/06/2015 | --- | --- | --- | --- | --- |
| 54,567,744 | 1.00 | 4.30 | | Actual/Actual | 24/02/2030 | 18 | --- | 24/02 | 4.30 | 1 | GGB-FXD-240230-18Y-2.000-1.00 | --- | --- | --- | 10.0000 | 22/06/2015 | --- | --- | --- | --- | --- |
| 37,541,515 | 1.00 | 4.30 | | Actual/Actual | 24/02/2031 | 19 | --- | 24/02 | 4.30 | 1 | GGB-FXD-240231-19Y-2.000-1.00 | --- | --- | --- | 10.0000 | 22/06/2015 | --- | --- | --- | --- | --- |
| 37,558,317 | 1.00 | 4.30 | | Actual/Actual | 24/02/2032 | 20 | --- | 24/02 | 4.30 | 1 | GGB-FXD-240232-20Y-2.000-1.00 | --- | --- | --- | 10.0000 | 22/06/2015 | --- | --- | --- | --- | --- |
| 37,473,732 | 1.00 | 4.30 | | Actual/Actual | 24/02/2033 | 21 | --- | 24/02 | 4.30 | 1 | GGB-FXD-240233-21Y-2.000-1.00 | --- | --- | --- | 10.0000 | 22/06/2015 | --- | --- | --- | --- | --- |
| 33,888,293 | 1.00 | 4.30 | | Actual/Actual | 24/02/2034 | 22 | --- | 24/02 | 4.30 | 1 | GGB-FXD-240234-22Y-2.000-1.00 | --- | --- | --- | 10.0000 | 22/06/2015 | --- | --- | --- | --- | --- |
| 35,177,800 | 1.00 | 4.30 | | Actual/Actual | 24/02/2035 | 23 | --- | 24/02 | 4.30 | 1 | GGB-FXD-240235-23Y-2.000-1.00 | --- | --- | --- | 10.0000 | 22/06/2015 | --- | --- | --- | --- | --- |
| 35,547,268 | 1.00 | 4.30 | | Actual/Actual | 24/02/2036 | 24 | --- | 24/02 | 4.30 | 1 | GGB-FXD-240236-24Y-2.000-1.00 | --- | --- | --- | 10.0000 | 22/06/2015 | --- | --- | --- | --- | --- |
| 40,246,306 | 1.00 | 4.30 | | Actual/Actual | 24/02/2037 | 25 | --- | 24/02 | 4.30 | 1 | GGB-FXD-240237-25Y-2.000-1.00 | --- | --- | --- | 10.0000 | 22/06/2015 | --- | --- | --- | --- | --- |
| 37,643,952 | 1.00 | 4.30 | | Actual/Actual | 24/02/2038 | 26 | --- | 24/02 | 4.30 | 1 | GGB-FXD-240238-26Y-2.000-1.00 | --- | --- | --- | 10.0000 | 22/06/2015 | --- | --- | --- | --- | --- |
| 36,977,100 | 1.00 | 4.30 | | Actual/Actual | 24/02/2039 | 27 | --- | 24/02 | 4.30 | 1 | GGB-FXD-240239-27Y-2.000-1.00 | --- | --- | --- | 10.0000 | 22/06/2015 | --- | --- | --- | --- | --- |
| 41,615,000 | 1.00 | 4.30 | | Actual/Actual | 24/02/2040 | 28 | --- | 24/02 | 4.30 | 1 | GGB-FXD-240240-28Y-2.000-1.00 | --- | --- | --- | 10.0000 | 22/06/2015 | --- | --- | --- | --- | --- |
| 42,227,208 | 1.00 | 4.30 | | Actual/Actual | 24/02/2041 | 29 | --- | 24/02 | 4.30 | 1 | GGB-FXD-240241-29Y-2.000-1.00 | --- | --- | --- | 10.0000 | 22/06/2015 | --- | --- | --- | --- | --- |
| 68,288,487 | 1.00 | 4.30 | | Actual/Actual | 24/02/2042 | 30 | --- | 24/02 | 4.30 | 1 | GGB-FXD-240242-30Y-2.000-1.00 | --- | --- | --- | 10.0000 | 22/06/2015 | --- | --- | --- | --- | --- |
| 4,700,000 | 1,000.00 | 3.88 | | Actual/Actual | 12/03/2029 | 10 | --- | 12/03 | 3.88 | 1 | GGB-FXD-120329-10Y-3.875-1.000 | --- | --- | --- | --- | --- | --- | --- | 100.0000 | B | 15/10/2019 |
| 3,192,362 | 1,000.00 | 0.00 | | Actual/Actual | 12/02/2026 | 5 | --- | 12/02 | 0.00 | 1 | GGB-FXD-120226-05Y-0.000-1.000 | --- | --- | --- | --- | --- | --- | --- | --- | --- | --- |
| 2,100,000 | 1,000.00 | 3.55 | | Actual/Actual | 20/03/2026 | 7 | --- | 20/03 | 3.55 | 1 | GGB-FXD-200326-07Y-3.550-1.000 | --- | --- | --- | --- | --- | --- | --- | --- | --- | --- |
| 5,500,000 | 1,000.00 | 1.50 | | Actual/Actual | 18/06/2030 | 10 | --- | 18/06 | 1.50 | 1 | GGB-FXD-180630-10Y-1.500-1.000 | --- | --- | --- | --- | --- | --- | --- | --- | --- | --- |
| 5,500,000 | 1,000.00 | 4.38 | | Actual/Actual | 18/07/2038 | 15 | --- | 18/07 | 4.38 | 1 | GGB-FXD-180738-15Y-4.375-1.000 | --- | --- | --- | --- | --- | --- | --- | --- | --- | --- |
| 40,000 | 1,000.00 | 3.91 | FLR | Actual/360 | 18/09/2025 | 1 | --- | 18/09 - 18/03 | --- | 1 | GGB-FLT-180925-01Y-3.915-1.000 | --- | --- | --- | --- | --- | --- | --- | --- | --- | --- |
| 5,364,250 | 1,000.00 | 3.25 | | Actual/Actual | 20/03/2050 | 30 | --- | 20/03 | 3.25 | 1 | GGB-FXD-200350-30Y-3.250-1.000 | --- | --- | --- | --- | --- | --- | --- | --- | --- | --- |
| 4,250,000 | 1,000.00 | 3.63 | | Actual/Actual | 15/06/2035 | 10 | --- | 15/06 | 3.63 | 1 | GGB-FXD-150635-10Y-3.625-1000.00 | --- | --- | --- | --- | --- | --- | --- | --- | --- | --- |
| 3,924,361 | 1,000.00 | 2.00 | | Actual/Actual | 22/04/2027 | 7 | --- | 22/04 | 2.00 | 1 | GGB-FXD-220427-07Y-2.000-1.000 | --- | --- | --- | --- | --- | --- | --- | 99.9000 | B | 22/04/2020 |

### Government Bonds Notes

Transactions Volume = (Pieces) * (Nominal Price). Transactions Value = (Pieces) * (Nominal Price) * (price %) + (Accrued interest).

The Value of current coupon for the issues with NV 0.01 euro refers to NV 100 euros

FLR: Floating Interest Rate.

[1] - The Expiration Date of the interest bearing period and the Date for coupon payment.

## Government Bonds

| Number Listed Bonds | Nominal price | Today's Rate | | Accrued Interest Calc | Exp. Date [1] | Duration (years) | Note | Coupons Date | Curr. coupon value | Trading Unit | Government Bonds | Price min | Price max | Closing price | Previous closing price/date | | Volume | Transactions Value | Last order Price | Last order Buy / Sell | Last order Date |
|---|---|---|---|---|---|---|---|---|---|---|---|---|---|---|---|---|---|---|---|---|---|
| 2,298,012 | 1,000.00 | 1.88 | | Actual/Actual | 23/07/2026 | 7 | --- | 23/07 | 1.88 | 1 | GGB-FXD-230726-07Y-1.875-1.000 | --- | --- | --- | --- | --- | --- | --- | --- | --- | --- |
| 4,900,000 | 1,000.00 | 4.25 | | Actual/Actual | 15/06/2033 | 10 | --- | 15/06 | 4.25 | 1 | GGB-FXD-150633-10Y-4.250-1.000 | --- | --- | --- | --- | --- | --- | --- | --- | --- | --- |
| 3,500,000 | 1,000.00 | 1.88 | | Actual/Actual | 24/01/2052 | 30 | --- | 24/01 | 1.88 | 1 | GGB-FXD-240152-30Y-1.875-1.000 | --- | --- | --- | --- | --- | --- | --- | --- | --- | --- |
| 3,700,000 | 1,000.00 | 1.75 | | Actual/Actual | 18/06/2032 | 10 | --- | 18/06 | 1.75 | 1 | GGB-FXD-180632-10Y-1.750-1.000 | --- | --- | --- | --- | --- | --- | --- | --- | --- | --- |
| 2,200,000 | 1,000.00 | 1.13 | FLR | Actual/360 | 15/12/2027 | 5 | --- | - 15/03 - 15/09 - | --- | 1 | GGB-FLT-151227-05Y-1.130-1.000 | --- | --- | --- | --- | --- | --- | --- | 102.1600 | B | 30/12/2022 |

### Government Bonds Notes

Transactions Volume = (Pieces) * (Nominal Price). Transactions Value = (Pieces) * (Nominal Price) * (price %) + (Accrued interest).

The Value of current coupon for the issues with NV 0.01 euro refers to NV 100 euros

FLR: Floating Interest Rate.

[1] - The Expiration Date of the interest bearing period and the Date for coupon payment.

## Treasury Bills & Zero Coupon Government Bonds

| | 13-Week Maturity | | | | | | | | | 26-Week Maturity | | | | | | | | | 52-Week Maturity | | | | | | | | |
|---|---|---|---|---|---|---|---|---|---|---|---|---|---|---|---|---|---|---|---|---|---|---|---|---|---|---|---|
| Issue Date | Exp. Date | Initial Rate | Num Listed Bonds | Nominal price | Issue price | Last Trade Price | Last Trade Date | Volume Traded | Note | Exp. Date | Initial Rate | Num Listed Bonds | Nominal price | Issue price | Last Trade Price | Last Trade Date | Volume Traded | Note | Exp. Date | Initial Rate | Num Listed Bonds | Nominal price | Issue price | Last Trade Price | Last Trade Date | Volume Traded | Note |
| 06/09/2024 | --- | --- | --- | --- | --- | --- | --- | --- | --- | --- | --- | --- | --- | --- | --- | --- | --- | --- | 05/09/2025 | 2.82 | 600,000 | 1,000.00 | 972.28 | --- | --- | --- | --- |
| 06/12/2024 | --- | --- | --- | --- | --- | --- | --- | --- | --- | --- | --- | --- | --- | --- | --- | --- | --- | --- | 05/12/2025 | 2.27 | 600,000 | 1,000.00 | 977.58 | --- | --- | --- | --- |
| 07/03/2025 | --- | --- | --- | --- | --- | --- | --- | --- | --- | --- | --- | --- | --- | --- | --- | --- | --- | --- | 06/03/2026 | 2.15 | 600,000 | 1,000.00 | 978.76 | --- | --- | --- | --- |
| 06/06/2025 | --- | --- | --- | --- | --- | --- | --- | --- | --- | --- | --- | --- | --- | --- | --- | --- | --- | --- | 06/06/2026 | 1.84 | 600,000 | 1,000.00 | 981.74 | --- | --- | --- | --- |

## Corporate Bonds in Foreign Currency and Euro

| Bonds in Circulation | Currency / Min nominal traded Value | Coupons Payment Date | Current Coupon Value | Note | Coupon | Trading Unit | Issue Date | Duration (years) | Today's Interest | A.I.C in days | Bonds | Last price of previous days | | Last Outcry in Cash (euro) Price | Buy / Sell | Date | Trades in Pieces | Life min | Life Max |
|---|---|---|---|---|---|---|---|---|---|---|---|---|---|---|---|---|---|---|---|
| 103,746 | GBP / 10 | 01/12 | 0.25 | --- | 66 | 1 | 01/12/1930 | 98 | 2.5 | 360 | National Mortgage Bank | 2.27 | 05/02/1996 | 2.27 | S | 05/02/1996 | --- | 2.27 | 2.27 |
| 0 | GBP / 10 | 01/12 | 0.25 | --- | 68 | 1 | 01/12/1928 | 100 | 2.5 | 360 | National Mortgage Bank | --- | --- | --- | --- | --- | --- | --- | --- |

Government Bonds Notes

A.I.C: Accrued Interest Calculation base.

FLR: Floating Interest Rate.

The minimum tradeable Nominal Value for all Demeterialised Government Titles is 100 Euros.

(μτφρ-0)

| Underlying Asset | | | | Derivatives Market | | | | | | | | | | | | | | |
|---|---|---|---|---|---|---|---|---|---|---|---|---|---|---|---|---|---|---|
| Price max | Price min | Closing price | change | Delivery Month | Open price | Price max | Price min | Last price | Closing price | Last Bid | Last Ask | Fixing price* | Life high | Life low | Trades | Volume | Open Interest |
| **FTSE/Athex Large Cap** | | | | | | | | | | | | | | | | | (Trade Unit: 1 Index Point x 2€, Cash Settlement) |
| 5,048.29 | 4,921.88 | 5,048.29 | 2.57% | August 2025 | 4,943.00 | 5,058.25 | 4,943.00 | 5,052.00 | 5,052.00 | --- | --- | | 5,058.25 | --- | 165 | 708 | 5,998 |
| | | | | September 2025 | 4,970.25 | 5,040.00 | 4,970.25 | 5,040.00 | 5,040.00 | --- | --- | | 5,040.00 | --- | 29 | 86 | 117 |
| | | | | October 2025 | --- | --- | --- | --- | 4,943.00 | --- | --- | | --- | --- | --- | --- | --- |
| | | | | December 2025 | --- | --- | --- | --- | 4,960.25 | --- | --- | | --- | --- | --- | --- | --- |
| | | | | March 2026 | --- | --- | --- | --- | 4,985.00 | --- | --- | | --- | --- | --- | --- | --- |
| | | | | June 2026 | --- | --- | --- | --- | 5,010.00 | --- | --- | | --- | --- | --- | --- | --- |
| **FTSE/Athex Banks** | | | | | | | | | | | | | | | | | (Trade Unit: 1 Index Point x 15€, Cash Settlement) |
| 2,212.24 | 2,119.03 | 2,212.24 | 4.40% | September 2025 | 2,172.25 | 2,193.00 | 2,172.25 | 2,193.00 | 2,193.00 | --- | --- | | 2,193.00 | --- | 4 | 93 | 1,989 |
| | | | | December 2025 | --- | --- | --- | --- | 2,135.50 | --- | --- | | --- | --- | --- | --- | --- |
| | | | | March 2026 | --- | --- | --- | --- | 2,146.25 | --- | --- | | --- | --- | --- | --- | --- |
| | | | | June 2026 | --- | --- | --- | --- | 2,157.00 | --- | --- | | --- | --- | --- | --- | --- |
| **MSCI GREECE REBASED** | | | | | | | | | | | | | | | | | (Trade Unit: 1 Index Point x 2€, Cash Settlement) |
| 8,394.23 | 8,122.31 | 8,394.23 | 3.35% | August 2025 | --- | --- | --- | --- | 7,898.00 | --- | --- | | 7,216.25 | --- | --- | --- | --- |
| | | | | September 2025 | --- | --- | --- | --- | 7,898.00 | --- | --- | | 7,216.25 | --- | --- | --- | --- |
| | | | | October 2025 | --- | --- | --- | --- | 7,898.00 | --- | --- | | 7,133.75 | --- | --- | --- | --- |
| | | | | November 2025 | --- | --- | --- | --- | 8,172.75 | --- | --- | | --- | --- | --- | --- | --- |
| | | | | December 2025 | --- | --- | --- | --- | 8,185.50 | --- | --- | | --- | --- | --- | --- | --- |
| | | | | January 2026 | --- | --- | --- | --- | 8,198.00 | --- | --- | | --- | --- | --- | --- | --- |
| | | | | March 2026 | --- | --- | --- | --- | 8,226.50 | --- | --- | | --- | --- | --- | --- | --- |
| | | | | June 2026 | --- | --- | --- | --- | 8,267.50 | --- | --- | | --- | --- | --- | --- | --- |

Derivatives notes - https://www.athexgroup.gr/en/market-data/statistics/eod-closing-prices/

Fixing prices and final open positions can be retrieved from the following path http://www.athexgroup.gr/en/market-data/statistics/eod-closing-prices

| Underlying Asset | | | | Derivatives Market | | | | | | | | | | | | | | |
|---|---|---|---|---|---|---|---|---|---|---|---|---|---|---|---|---|---|---|
| Price max | Price min | Closing price | change | Delivery Month | Open price | Price max | Price min | Last price | Closing price | Last Bid | Last Ask | Fixing price* | Life high | Life low | Trades | Volume | Open Interest |
| **ADMIE (IPTO) HOLDING S.A. (CR)** | | | | | | | | | | | | | | | | | (Contract Size: 100 Securities, Physical Delivery) |
| 3.36 | 3.29 | 3.345 | 1.67% | September 2025 | 3.26 | 3.33 | 3.26 | 3.33 | 3.33 | --- | --- | | 3.43 | --- | 5 | 56 | 16,345 |
| | | | | December 2025 | --- | --- | --- | --- | 3.32 | --- | --- | | --- | --- | --- | --- | --- |
| | | | | March 2026 | --- | --- | --- | --- | 3.33 | --- | --- | | --- | --- | --- | --- | --- |
| | | | | June 2026 | --- | --- | --- | --- | 3.35 | --- | --- | | --- | --- | --- | --- | --- |
| **AEGEAN AIRLINES (CR)** | | | | | | | | | | | | | | | | | (Contract Size: 100 Securities, Physical Delivery) |
| 12.5 | 12.36 | 12.48 | 0.81% | September 2025 | 12.50 | 12.52 | 12.44 | 12.52 | 12.52 | --- | --- | | 13.28 | --- | 14 | 34 | 3,857 |
| | | | | December 2025 | 12.58 | 12.58 | 12.58 | 12.58 | 12.58 | --- | --- | | 12.58 | --- | 2 | 20 | --- |
| | | | | March 2026 | --- | --- | --- | --- | 12.54 | --- | --- | | --- | --- | --- | --- | --- |
| | | | | June 2026 | --- | --- | --- | --- | 12.60 | --- | --- | | --- | --- | --- | --- | --- |
| **AKTOR S.A. HOLDING CO. (CR)** | | | | | | | | | | | | | | | | | (Contract Size: 100 Securities, Physical Delivery) |
| 6.2 | 6.09 | 6.2 | 0.98% | September 2025 | 6.14 | 6.21 | 6.12 | 6.21 | 6.21 | --- | --- | | 6.24 | --- | 28 | 1,186 | 57,479 |
| | | | | December 2025 | --- | --- | --- | --- | 6.19 | --- | --- | | --- | --- | --- | --- | --- |
| | | | | March 2026 | --- | --- | --- | --- | 6.22 | --- | --- | | --- | --- | --- | --- | --- |
| | | | | June 2026 | --- | --- | --- | --- | 6.25 | --- | --- | | --- | --- | --- | --- | --- |
| **ALPHA BANK (CR)** | | | | | | | | | | | | | | | | | (Contract Size: 100 Securities, Physical Delivery) |
| 3.507 | 3.28 | 3.507 | 6.60% | September 2025 | 3.29 | 3.54 | 3.29 | 3.53 | 3.53 | --- | --- | | 3.54 | 3.00 | 680 | 19,390 | 68,988 |
| | | | | December 2025 | 3.42 | 3.49 | 3.42 | 3.49 | 3.49 | --- | --- | | 3.49 | --- | 2 | 2 | 193 |
| | | | | March 2026 | --- | --- | --- | --- | 3.33 | --- | --- | | --- | --- | --- | --- | --- |
| | | | | June 2026 | --- | --- | --- | --- | 3.35 | --- | --- | | --- | --- | --- | --- | --- |
| **ATHENS INTL AIRPORT (CR)** | | | | | | | | | | | | | | | | | (Contract Size: 100 Securities, Physical Delivery) |
| 10.15 | 9.855 | 10.15 | 2.89% | September 2025 | 10.09 | 10.09 | 10.09 | 10.09 | 10.09 | --- | --- | | 10.76 | --- | 1 | 1 | 208 |
| | | | | December 2025 | --- | --- | --- | --- | 9.94 | --- | --- | | --- | --- | --- | --- | --- |
| | | | | March 2026 | --- | --- | --- | --- | 9.99 | --- | --- | | --- | --- | --- | --- | --- |
| | | | | June 2026 | --- | --- | --- | --- | 10.04 | --- | --- | | --- | --- | --- | --- | --- |
| **AUTOHELLAS SA (CR)** | | | | | | | | | | | | | | | | | (Contract Size: 100 Securities, Physical Delivery) |
| 10.8 | 10.54 | 10.74 | 0.56% | September 2025 | 10.75 | 10.75 | 10.75 | 10.75 | 10.75 | --- | --- | | 11.39 | --- | 8 | 15 | 471 |
| | | | | December 2025 | --- | --- | --- | --- | 10.76 | --- | --- | | --- | --- | --- | --- | --- |
| | | | | March 2026 | --- | --- | --- | --- | 10.82 | --- | --- | | --- | --- | --- | --- | --- |
| | | | | June 2026 | --- | --- | --- | --- | 10.87 | --- | --- | | --- | --- | --- | --- | --- |
| **AVAX S.A. (CR)** | | | | | | | | | | | | | | | | | (Contract Size: 100 Securities, Physical Delivery) |
| 2.24 | 2.17 | 2.235 | 1.59% | September 2025 | --- | --- | --- | --- | 2.13 | --- | --- | | 2.30 | --- | --- | --- | 2,711 |
| | | | | December 2025 | --- | --- | --- | --- | 2.18 | --- | --- | | 2.22 | --- | --- | --- | 2 |
| | | | | March 2026 | --- | --- | --- | --- | 2.23 | --- | --- | | --- | --- | --- | --- | --- |
| | | | | June 2026 | --- | --- | --- | --- | 2.24 | --- | --- | | --- | --- | --- | --- | --- |

Derivatives notes - https://www.athexgroup.gr/en/market-data/statistics/eod-closing-prices/

Fixing prices and final open positions can be retrieved from the following path http://www.athexgroup.gr/en/market-data/statistics/eod-closing-prices

| Underlying Asset | | | | Derivatives Market | | | | | | | | | | | | | | |
|---|---|---|---|---|---|---|---|---|---|---|---|---|---|---|---|---|---|---|
| Price max | Price min | Closing price | change | Delivery Month | Open price | Price max | Price min | Last price | Closing price | Last Bid | Last Ask | Fixing price* | Life high | Life low | Trades | Volume | Open Interest |
| **BANK OF CYPRUS (CR)** | | | | | | | | | | | | | | | | | (Contract Size: 100 Securities, Physical Delivery) |
| 6.74 | 6.48 | 6.74 | 4.01% | September 2025 | 6.58 | 6.69 | 6.58 | 6.68 | 6.68 | --- | --- | | 6.81 | --- | 11 | 27 | 2,228 |
| | | | | December 2025 | --- | --- | --- | --- | 6.52 | --- | --- | | 6.10 | --- | --- | --- | --- |
| | | | | March 2026 | --- | --- | --- | --- | 6.56 | --- | --- | | --- | --- | --- | --- | --- |
| | | | | June 2026 | --- | --- | --- | --- | 6.60 | --- | --- | | --- | --- | --- | --- | --- |
| **CC HBC AG (CR)** | | | | | | | | | | | | | | | | | (Contract Size: 100 Securities, Physical Delivery) |
| 45.48 | 44.82 | 45.06 | -0.97% | September 2025 | 45.09 | 45.09 | 45.09 | 45.09 | 45.09 | --- | --- | | 46.86 | --- | 1 | 1 | 122 |
| | | | | December 2025 | --- | --- | --- | --- | 45.85 | --- | --- | | --- | --- | --- | --- | --- |
| | | | | March 2026 | --- | --- | --- | --- | 46.08 | --- | --- | | --- | --- | --- | --- | --- |
| | | | | June 2026 | --- | --- | --- | --- | 46.31 | --- | --- | | --- | --- | --- | --- | --- |
| **CENERGY HOLDINGS (CB)** | | | | | | | | | | | | | | | | | (Contract Size: 100 Securities, Physical Delivery) |
| 10.5 | 10.2 | 10.5 | 2.94% | September 2025 | 10.35 | 10.50 | 10.31 | 10.50 | 10.50 | --- | --- | | 10.91 | --- | 29 | 100 | 8,083 |
| | | | | December 2025 | --- | --- | --- | --- | 10.28 | --- | --- | | --- | --- | --- | --- | --- |
| | | | | March 2026 | --- | --- | --- | --- | 10.33 | --- | --- | | --- | --- | --- | --- | --- |
| | | | | June 2026 | --- | --- | --- | --- | 10.38 | --- | --- | | --- | --- | --- | --- | --- |
| **ELLAKTOR (CR)** | | | | | | | | | | | | | | | | | (Contract Size: 100 Securities, Physical Delivery) |
| 1.318 | 1.288 | 1.318 | 2.01% | September 2025 | 1.30 | 1.31 | 1.30 | 1.31 | 1.31 | --- | --- | | 1.43 | --- | 4 | 55 | 4,392 |
| | | | | December 2025 | --- | --- | --- | --- | 1.30 | --- | --- | | --- | --- | --- | --- | --- |
| | | | | March 2026 | --- | --- | --- | --- | 1.31 | --- | --- | | --- | --- | --- | --- | --- |
| | | | | June 2026 | --- | --- | --- | --- | 1.32 | --- | --- | | --- | --- | --- | --- | --- |
| **ELVALHALCOR (CR)** | | | | | | | | | | | | | | | | | (Contract Size: 100 Securities, Physical Delivery) |
| 2.495 | 2.44 | 2.49 | 1.63% | September 2025 | 2.46 | 2.50 | 2.46 | 2.50 | 2.50 | --- | --- | | 2.72 | --- | 18 | 115 | 3,051 |
| | | | | December 2025 | --- | --- | --- | --- | 2.47 | --- | --- | | --- | --- | --- | --- | --- |
| | | | | March 2026 | --- | --- | --- | --- | 2.48 | --- | --- | | --- | --- | --- | --- | --- |
| | | | | June 2026 | --- | --- | --- | --- | 2.49 | --- | --- | | --- | --- | --- | --- | --- |
| **EUROBANK HOLDINGS (CR)** | | | | | | | | | | | | | | | | | (Contract Size: 100 Securities, Physical Delivery) |
| 3.27 | 3.185 | 3.27 | 2.96% | September 2025 | 3.17 | 3.28 | 3.17 | 3.28 | 3.28 | --- | --- | | 3.28 | --- | 150 | 2,584 | 44,330 |
| | | | | December 2025 | --- | --- | --- | --- | 3.19 | --- | --- | | 3.19 | --- | --- | --- | 33 |
| | | | | March 2026 | --- | --- | --- | --- | 3.22 | --- | --- | | --- | --- | --- | --- | --- |
| | | | | June 2026 | --- | --- | --- | --- | 3.23 | --- | --- | | --- | --- | --- | --- | --- |
| **EYDAP S.A. (CR)** | | | | | | | | | | | | | | | | | (Contract Size: 100 Securities, Physical Delivery) |
| 7.24 | 7.01 | 7.14 | 0.56% | September 2025 | 7.11 | 7.22 | 7.02 | 7.13 | 7.13 | --- | --- | | 7.64 | --- | 64 | 354 | 8,040 |
| | | | | December 2025 | --- | --- | --- | --- | 7.16 | --- | --- | | --- | --- | --- | --- | --- |
| | | | | March 2026 | --- | --- | --- | --- | 7.19 | --- | --- | | --- | --- | --- | --- | --- |
| | | | | June 2026 | --- | --- | --- | --- | 7.23 | --- | --- | | --- | --- | --- | --- | --- |

Derivatives notes - https://www.athexgroup.gr/en/market-data/statistics/eod-closing-prices/

Fixing prices and final open positions can be retrieved from the following path http://www.athexgroup.gr/en/market-data/statistics/eod-closing-prices

| Underlying Asset | | | | Derivatives Market | | | | | | | | | | | | | | |
|---|---|---|---|---|---|---|---|---|---|---|---|---|---|---|---|---|---|---|
| Price max | Price min | Closing price | change | Delivery Month | Open price | Price max | Price min | Last price | Closing price | Last Bid | Last Ask | Fixing price* | Life high | Life low | Trades | Volume | Open Interest |
| **FOURLIS (CR)** | | | | | | | | | | | | | | | | | (Contract Size: 100 Securities, Physical Delivery) |
| 4.59 | 4.42 | 4.57 | 3.39% | September 2025 | 4.44 | 4.56 | 4.44 | 4.56 | 4.56 | --- | --- | --- | 4.56 | --- | 53 | 161 | 674 |
| | | | | December 2025 | --- | --- | --- | --- | 4.45 | --- | --- | --- | --- | --- | --- | --- | --- |
| | | | | March 2026 | --- | --- | --- | --- | 4.48 | --- | --- | --- | --- | --- | --- | --- | --- |
| | | | | June 2026 | --- | --- | --- | --- | 4.50 | --- | --- | --- | --- | --- | --- | --- | --- |
| **GEK TERNA (CR)** | | | | | | | | | | | | | | | | | (Contract Size: 100 Securities, Physical Delivery) |
| 21.6 | 21.16 | 21.54 | 2.28% | September 2025 | 21.44 | 21.61 | 21.31 | 21.61 | 21.61 | --- | --- | --- | 21.96 | --- | 21 | 108 | 11,442 |
| | | | | December 2025 | --- | --- | --- | --- | 21.34 | --- | --- | --- | 20.72 | --- | --- | --- | 20 |
| | | | | March 2026 | --- | --- | --- | --- | 21.33 | --- | --- | --- | --- | --- | --- | --- | --- |
| | | | | June 2026 | --- | --- | --- | --- | 21.44 | --- | --- | --- | --- | --- | --- | --- | --- |
| **HELLENIC EXCHANGES-A.S.E. (CR)** | | | | | | | | | | | | | | | | | (Contract Size: 100 Securities, Physical Delivery) |
| 6.95 | 6.86 | 6.94 | -0.14% | September 2025 | 7.02 | 7.02 | 6.91 | 6.94 | 6.94 | --- | --- | --- | 7.52 | --- | 16 | 35 | 2,029 |
| | | | | December 2025 | --- | --- | --- | --- | 7.00 | --- | --- | --- | --- | --- | --- | --- | --- |
| | | | | March 2026 | --- | --- | --- | --- | 7.04 | --- | --- | --- | --- | --- | --- | --- | --- |
| | | | | June 2026 | --- | --- | --- | --- | 7.07 | --- | --- | --- | --- | --- | --- | --- | --- |
| **HELLENiQ ENERGY (CR)** | | | | | | | | | | | | | | | | | (Contract Size: 100 Securities, Physical Delivery) |
| 7.74 | 7.655 | 7.715 | -0.07% | September 2025 | --- | --- | --- | --- | 7.81 | --- | --- | --- | 7.95 | --- | --- | --- | 4,552 |
| | | | | December 2025 | --- | --- | --- | --- | 7.33 | --- | --- | --- | 6.91 | --- | --- | --- | 180 |
| | | | | March 2026 | --- | --- | --- | --- | 7.82 | --- | --- | --- | --- | --- | --- | --- | --- |
| | | | | June 2026 | --- | --- | --- | --- | 7.86 | --- | --- | --- | --- | --- | --- | --- | --- |
| **INTRACOM HOLDINGS (CR)** | | | | | | | | | | | | | | | | | (Contract Size: 100 Securities, Physical Delivery) |
| 3.27 | 3.21 | 3.26 | 1.24% | September 2025 | 3.23 | 3.28 | 3.23 | 3.28 | 3.28 | --- | --- | --- | 3.52 | --- | 22 | 117 | 14,429 |
| | | | | December 2025 | --- | --- | --- | --- | 3.25 | --- | --- | --- | --- | --- | --- | --- | --- |
| | | | | March 2026 | --- | --- | --- | --- | 3.26 | --- | --- | --- | --- | --- | --- | --- | --- |
| | | | | June 2026 | --- | --- | --- | --- | 3.28 | --- | --- | --- | --- | --- | --- | --- | --- |
| **INTRALOT (CR)** | | | | | | | | | | | | | | | | | (Contract Size: 100 Securities, Physical Delivery) |
| 1.11 | 1.1 | 1.11 | 0.91% | September 2025 | 1.11 | 1.12 | 1.11 | 1.12 | 1.12 | --- | --- | --- | 1.18 | --- | 24 | 885 | 260,379 |
| | | | | December 2025 | --- | --- | --- | --- | 1.12 | --- | --- | --- | 1.21 | --- | --- | --- | 6,342 |
| | | | | March 2026 | --- | --- | --- | --- | 1.11 | --- | --- | --- | --- | --- | --- | --- | --- |
| | | | | June 2026 | --- | --- | --- | --- | 1.12 | --- | --- | --- | --- | --- | --- | --- | --- |
| **JUMBO SA (CR)** | | | | | | | | | | | | | | | | | (Contract Size: 100 Securities, Physical Delivery) |
| 30.24 | 29.5 | 30.24 | 2.51% | September 2025 | --- | --- | --- | --- | 29.26 | --- | --- | --- | 30.51 | --- | --- | --- | 226 |
| | | | | December 2025 | --- | --- | --- | --- | 29.73 | --- | --- | --- | --- | --- | --- | --- | --- |
| | | | | March 2026 | --- | --- | --- | --- | 29.88 | --- | --- | --- | --- | --- | --- | --- | --- |
| | | | | June 2026 | --- | --- | --- | --- | 30.03 | --- | --- | --- | --- | --- | --- | --- | --- |

Derivatives notes - https://www.athexgroup.gr/en/market-data/statistics/eod-closing-prices/

Fixing prices and final open positions can be retrieved from the following path http://www.athexgroup.gr/en/market-data/statistics/eod-closing-prices

| Underlying Asset | | | | Derivatives Market | | | | | | | | | | | | | | |
|---|---|---|---|---|---|---|---|---|---|---|---|---|---|---|---|---|---|---|
| Price max | Price min | Closing price | change | Delivery Month | Open price | Price max | Price min | Last price | Closing price | Last Bid | Last Ask | Fixing price* | Life high | Life low | Trades | Volume | Open Interest |
| **LAMDA DEVELOPMENT SA (CR)** | | | | | | | | | | | | | | | | | (Contract Size: 100 Securities, Physical Delivery) |
| 6.39 | 6.3 | 6.37 | 0.32% | September 2025 | 6.42 | 6.42 | 6.34 | 6.37 | 6.37 | --- | --- | | 6.74 | --- | 64 | 224 | 8,234 |
| | | | | December 2025 | --- | --- | --- | --- | 6.40 | --- | --- | | --- | --- | --- | --- | --- |
| | | | | March 2026 | --- | --- | --- | --- | 6.43 | --- | --- | | --- | --- | --- | --- | --- |
| | | | | June 2026 | --- | --- | --- | --- | 6.46 | --- | --- | | --- | --- | --- | --- | --- |
| **MIG (CR)** | | | | | | | | | | | | | | | | | (Contract Size: 100 Securities, Physical Delivery) |
| 3.24 | 3.11 | 3.24 | 0.31% | September 2025 | --- | --- | --- | --- | 3.22 | --- | --- | | 3.56 | --- | --- | --- | 215 |
| | | | | December 2025 | --- | --- | --- | --- | 3.26 | --- | --- | | --- | --- | --- | --- | --- |
| | | | | March 2026 | --- | --- | --- | --- | 3.27 | --- | --- | | --- | --- | --- | --- | --- |
| | | | | June 2026 | --- | --- | --- | --- | 3.29 | --- | --- | | --- | --- | --- | --- | --- |
| **MOTOR OIL (CR)** | | | | | | | | | | | | | | | | | (Contract Size: 100 Securities, Physical Delivery) |
| 24.88 | 24.6 | 24.72 | -0.16% | September 2025 | 24.85 | 24.85 | 24.76 | 24.82 | 24.82 | --- | --- | | 26.00 | --- | 4 | 15 | 3,418 |
| | | | | December 2025 | --- | --- | --- | --- | 24.95 | --- | --- | | --- | --- | --- | --- | --- |
| | | | | March 2026 | --- | --- | --- | --- | 25.08 | --- | --- | | --- | --- | --- | --- | --- |
| | | | | June 2026 | --- | --- | --- | --- | 25.20 | --- | --- | | --- | --- | --- | --- | --- |
| **NATIONAL BANK (CR)** | | | | | | | | | | | | | | | | | (Contract Size: 100 Securities, Physical Delivery) |
| 12.55 | 12.02 | 12.55 | 4.11% | September 2025 | 12.01 | 12.56 | 12.01 | 12.55 | 12.55 | --- | --- | | 12.56 | --- | 218 | 1,432 | 13,143 |
| | | | | December 2025 | 12.11 | 12.11 | 12.11 | 12.11 | 12.11 | --- | --- | | 12.11 | --- | 1 | 2 | 2 |
| | | | | March 2026 | --- | --- | --- | --- | 12.21 | --- | --- | | --- | --- | --- | --- | --- |
| | | | | June 2026 | --- | --- | --- | --- | 12.27 | --- | --- | | --- | --- | --- | --- | --- |
| **OPAP (CR)** | | | | | | | | | | | | | | | | | (Contract Size: 100 Securities, Physical Delivery) |
| 19.5 | 19.23 | 19.5 | 0.67% | September 2025 | 19.44 | 19.44 | 19.39 | 19.41 | 19.41 | --- | --- | | 19.98 | --- | 7 | 28 | 1,179 |
| | | | | December 2025 | --- | --- | --- | --- | 19.52 | --- | --- | | --- | --- | --- | --- | --- |
| | | | | March 2026 | --- | --- | --- | --- | 19.62 | --- | --- | | --- | --- | --- | --- | --- |
| | | | | June 2026 | --- | --- | --- | --- | 19.72 | --- | --- | | --- | --- | --- | --- | --- |
| **OPTIMA BANK (CR)** | | | | | | | | | | | | | | | | | (Contract Size: 300 Securities, Physical Delivery) |
| 7.28 | 7.12 | 7.25 | 2.40% | September 2025 | 7.20 | 7.21 | 7.13 | 7.21 | 7.21 | --- | --- | | 8.07 | --- | 11 | 59 | 275 |
| | | | | December 2025 | --- | --- | --- | --- | 7.14 | --- | --- | | --- | --- | --- | --- | --- |
| | | | | March 2026 | --- | --- | --- | --- | 7.17 | --- | --- | | --- | --- | --- | --- | --- |
| | | | | June 2026 | --- | --- | --- | --- | 7.21 | --- | --- | | --- | --- | --- | --- | --- |
| **OTE (CR)** | | | | | | | | | | | | | | | | | (Contract Size: 100 Securities, Physical Delivery) |
| 15.84 | 15.56 | 15.72 | 1.03% | September 2025 | 15.75 | 15.86 | 15.75 | 15.79 | 15.79 | --- | --- | | 17.30 | --- | 22 | 135 | 3,112 |
| | | | | December 2025 | --- | --- | --- | --- | 15.68 | --- | --- | | --- | --- | --- | --- | --- |
| | | | | March 2026 | --- | --- | --- | --- | 15.76 | --- | --- | | --- | --- | --- | --- | --- |
| | | | | June 2026 | --- | --- | --- | --- | 15.84 | --- | --- | | --- | --- | --- | --- | --- |

Derivatives notes - https://www.athexgroup.gr/en/market-data/statistics/eod-closing-prices/

Fixing prices and final open positions can be retrieved from the following path http://www.athexgroup.gr/en/market-data/statistics/eod-closing-prices

| Underlying Asset | | | | Derivatives Market | | | | | | | | | | | | | | |
|---|---|---|---|---|---|---|---|---|---|---|---|---|---|---|---|---|---|---|
| Price max | Price min | Closing price | change | Delivery Month | Open price | Price max | Price min | Last price | Closing price | Last Bid | Last Ask | Fixing price* | Life high | Life low | Trades | Volume | Open Interest |
| **P.P.A. S.A. (CR)** | | | | | | | | | | | | | | | | | (Contract Size: 100 Securities, Physical Delivery) |
| 48 | 46.35 | 47 | -3.09% | September 2025 | --- | --- | --- | --- | 45.44 | --- | --- | | 48.29 | --- | --- | --- | 69 |
| | | | | December 2025 | --- | --- | --- | --- | 48.88 | --- | --- | | --- | --- | --- | --- | --- |
| | | | | March 2026 | --- | --- | --- | --- | 49.12 | --- | --- | | --- | --- | --- | --- | --- |
| | | | | June 2026 | --- | --- | --- | --- | 49.37 | --- | --- | | --- | --- | --- | --- | --- |
| **PIRAEUS FINANCIAL HOLD (CR)** | | | | | | | | | | | | | | | | | (Contract Size: 105 Securities, Physical Delivery) |
| 6.832 | 6.55 | 6.832 | 4.79% | September 2025 | 6.60 | 6.85 | 6.58 | 6.85 | 6.85 | --- | --- | | 6.90 | 5.32 | 474 | 4,065 | 47,693 |
| | | | | December 2025 | --- | --- | --- | --- | 6.55 | --- | --- | | 6.84 | --- | --- | --- | 2 |
| | | | | March 2026 | --- | --- | --- | --- | 6.60 | --- | --- | | --- | --- | --- | --- | --- |
| | | | | June 2026 | --- | --- | --- | --- | 6.64 | --- | --- | | --- | --- | --- | --- | --- |
| **PPC (CR)** | | | | | | | | | | | | | | | | | (Contract Size: 100 Securities, Physical Delivery) |
| 14.1 | 13.82 | 14.09 | 1.95% | September 2025 | 14.02 | 14.12 | 13.95 | 14.12 | 14.12 | --- | --- | | 14.45 | --- | 50 | 193 | 25,670 |
| | | | | December 2025 | --- | --- | --- | --- | 13.94 | --- | --- | | 13.98 | --- | --- | --- | 1 |
| | | | | March 2026 | --- | --- | --- | --- | 14.00 | --- | --- | | --- | --- | --- | --- | --- |
| | | | | June 2026 | --- | --- | --- | --- | 14.07 | --- | --- | | --- | --- | --- | --- | --- |
| **QUEST HOLDINGS (CR)** | | | | | | | | | | | | | | | | | (Contract Size: 100 Securities, Physical Delivery) |
| 7.5 | 7.36 | 7.49 | 1.22% | September 2025 | 7.40 | 7.43 | 7.40 | 7.43 | 7.43 | --- | --- | | 7.69 | --- | 4 | 15 | 189 |
| | | | | December 2025 | --- | --- | --- | --- | 7.46 | --- | --- | | --- | --- | --- | --- | --- |
| | | | | March 2026 | --- | --- | --- | --- | 7.49 | --- | --- | | --- | --- | --- | --- | --- |
| | | | | June 2026 | --- | --- | --- | --- | 7.53 | --- | --- | | --- | --- | --- | --- | --- |
| **TITAN (CB)** | | | | | | | | | | | | | | | | | (Contract Size: 100 Securities, Physical Delivery) |
| 36.3 | 35.8 | 36.3 | 0.97% | September 2025 | 36.03 | 36.44 | 36.03 | 36.44 | 36.44 | --- | --- | | 39.62 | --- | 7 | 15 | 1,653 |
| | | | | December 2025 | --- | --- | --- | --- | 36.23 | --- | --- | | --- | --- | --- | --- | --- |
| | | | | March 2026 | --- | --- | --- | --- | 36.41 | --- | --- | | --- | --- | --- | --- | --- |
| | | | | June 2026 | --- | --- | --- | --- | 36.59 | --- | --- | | --- | --- | --- | --- | --- |
| **VIOHALCO SA/NV (CB)** | | | | | | | | | | | | | | | | | (Contract Size: 100 Securities, Physical Delivery) |
| 6.09 | 5.94 | 6.06 | 1.68% | September 2025 | 5.99 | 6.11 | 5.99 | 6.11 | 6.11 | --- | --- | | 6.70 | --- | 32 | 127 | 5,612 |
| | | | | December 2025 | --- | --- | --- | --- | 6.13 | --- | --- | | 5.45 | --- | --- | --- | --- |
| | | | | March 2026 | --- | --- | --- | --- | 6.04 | --- | --- | | --- | --- | --- | --- | --- |
| | | | | June 2026 | --- | --- | --- | --- | 6.07 | --- | --- | | --- | --- | --- | --- | --- |

Derivatives notes - https://www.athexgroup.gr/en/market-data/statistics/eod-closing-prices/

Fixing prices and final open positions can be retrieved from the following path http://www.athexgroup.gr/en/market-data/statistics/eod-closing-prices

## FTSE/Athex Large Cap

(Trade Unit: 1 Index Point x 2€ - Excercise Style: European, Cash Settlement)

### Call Options

| Excerise Price | August 2025 Open price | Price max | Price min | Last price | Closing price | Volume | Open Interest | September 2025 Open price | Price max | Price min | Last price | Closing price | Volume | Open Interest | Other Months Volume | Open Interest |
|---|---|---|---|---|---|---|---|---|---|---|---|---|---|---|---|---|
| 3,050 | - | - | - | - | - | - | - | 0.00 | 0.00 | 0.00 | - | 1,851.00 | - | - | | |
| 3,100 | - | - | - | - | - | - | - | 0.00 | 0.00 | 0.00 | - | 1,802.00 | - | - | | |
| 3,150 | - | - | - | - | - | - | - | 0.00 | 0.00 | 0.00 | - | 1,752.00 | - | - | | |
| 3,200 | - | - | - | - | - | - | - | 0.00 | 0.00 | 0.00 | - | 1,702.00 | - | - | | |
| 3,250 | - | - | - | - | - | - | - | 0.00 | 0.00 | 0.00 | - | 1,652.00 | - | - | | |
| 3,300 | - | - | - | - | - | - | - | 0.00 | 0.00 | 0.00 | - | 1,602.00 | - | - | | |
| 3,350 | - | - | - | - | - | - | - | 0.00 | 0.00 | 0.00 | - | 1,552.00 | - | - | | |
| 3,400 | - | - | - | - | - | - | - | 0.00 | 0.00 | 0.00 | - | 1,502.00 | - | - | | |
| 3,450 | - | - | - | - | - | - | - | 0.00 | 0.00 | 0.00 | - | 1,453.00 | - | - | | |
| 3,500 | - | - | - | - | - | - | - | 0.00 | 0.00 | 0.00 | - | 1,403.00 | - | - | | |
| 3,550 | - | - | - | - | - | - | - | 0.00 | 0.00 | 0.00 | - | 1,353.00 | - | - | | |
| 3,600 | - | - | - | - | - | - | - | 0.00 | 0.00 | 0.00 | - | 1,303.00 | - | - | | |
| 3,650 | - | - | - | - | - | - | - | 0.00 | 0.00 | 0.00 | - | 1,253.00 | - | - | | |
| 3,700 | - | - | - | - | - | - | - | 0.00 | 0.00 | 0.00 | - | 1,203.00 | - | - | | |
| 3,750 | - | - | - | - | - | - | - | 0.00 | 0.00 | 0.00 | - | 1,153.00 | - | - | | |
| 3,800 | - | - | - | - | - | - | - | 0.00 | 0.00 | 0.00 | - | 1,104.00 | - | - | | |
| 3,850 | - | - | - | - | - | - | - | 0.00 | 0.00 | 0.00 | - | 1,054.00 | - | - | | |
| 3,900 | - | - | - | - | - | - | - | 0.00 | 0.00 | 0.00 | - | 1,004.00 | - | - | | |
| 3,950 | 0.00 | 0.00 | 0.00 | - | 954.00 | - | - | 0.00 | 0.00 | 0.00 | - | 954.00 | - | - | | |
| 4,000 | 0.00 | 0.00 | 0.00 | - | 904.00 | - | - | 0.00 | 0.00 | 0.00 | - | 904.00 | - | - | | |
| 4,100 | 0.00 | 0.00 | 0.00 | - | 804.00 | - | - | 0.00 | 0.00 | 0.00 | - | 805.00 | - | - | | |
| 4,200 | 0.00 | 0.00 | 0.00 | - | 704.00 | - | - | 0.00 | 0.00 | 0.00 | - | 706.00 | - | - | | |
| 4,300 | 0.00 | 0.00 | 0.00 | - | 604.00 | - | - | 0.00 | 0.00 | 0.00 | - | 609.00 | - | - | | |
| 4,400 | 0.00 | 0.00 | 0.00 | - | 504.00 | - | - | 0.00 | 0.00 | 0.00 | - | 514.00 | - | - | | |
| 4,450 | 0.00 | 0.00 | 0.00 | - | 455.00 | - | - | 0.00 | 0.00 | 0.00 | - | 468.00 | - | - | | |
| 4,500 | 0.00 | 0.00 | 0.00 | - | 405.00 | - | 40 | 0.00 | 0.00 | 0.00 | - | 423.00 | - | - | | |
| 4,550 | 0.00 | 0.00 | 0.00 | - | 356.00 | - | - | 0.00 | 0.00 | 0.00 | - | 380.00 | - | - | | |
| 4,600 | 0.00 | 0.00 | 0.00 | - | 307.00 | - | 38 | 0.00 | 0.00 | 0.00 | - | 338.00 | - | - | | |
| 4,650 | 0.00 | 0.00 | 0.00 | - | 260.00 | - | - | 0.00 | 0.00 | 0.00 | - | 299.00 | - | - | | |
| 4,700 | 0.00 | 0.00 | 0.00 | - | 215.00 | - | 120 | 0.00 | 0.00 | 0.00 | - | 262.00 | - | - | | |
| 4,750 | 0.00 | 0.00 | 0.00 | - | 173.00 | - | - | 0.00 | 0.00 | 0.00 | - | 227.00 | - | - | | |
| 4,800 | 0.00 | 0.00 | 0.00 | - | 134.00 | - | 43 | 0.00 | 0.00 | 0.00 | - | 196.00 | - | 20 | | |
| 4,850 | 0.00 | 0.00 | 0.00 | - | 101.00 | - | - | 0.00 | 0.00 | 0.00 | - | 167.00 | - | - | | |
| 4,900 | 133.00 | 133.00 | 133.00 | 133.00 | 133.00 | 1 | 120 | 176.00 | 176.00 | 176.00 | 176.00 | 176.00 | 30 | - | | |
| 4,950 | 107.00 | 107.00 | 107.00 | 107.00 | 107.00 | 30 | - | 0.00 | 0.00 | 0.00 | - | 117.00 | - | - | | |
| 5,000 | 0.00 | 0.00 | 0.00 | - | 33.75 | - | 75 | 113.00 | 134.00 | 113.00 | 134.00 | 134.00 | 90 | 40 | | |

### Put Options

| Excerise Price | August 2025 Open price | Price max | Price min | Last price | Closing price | Volume | Open Interest | September 2025 Open price | Price max | Price min | Last price | Closing price | Volume | Open Interest | Other Months Volume | Open Interest |
|---|---|---|---|---|---|---|---|---|---|---|---|---|---|---|---|---|
| 3,050 | - | - | - | - | - | - | - | 0.00 | 0.00 | 0.00 | - | 0.01 | - | - | | |
| 3,100 | - | - | - | - | - | - | - | 0.00 | 0.00 | 0.00 | - | 0.01 | - | - | | |
| 3,150 | - | - | - | - | - | - | - | 0.00 | 0.00 | 0.00 | - | 0.01 | - | - | | |
| 3,200 | - | - | - | - | - | - | - | 0.00 | 0.00 | 0.00 | - | 0.01 | - | - | | |
| 3,250 | - | - | - | - | - | - | - | 0.00 | 0.00 | 0.00 | - | 0.01 | - | - | | |
| 3,300 | - | - | - | - | - | - | - | 0.00 | 0.00 | 0.00 | - | 0.01 | - | - | | |
| 3,350 | - | - | - | - | - | - | - | 0.00 | 0.00 | 0.00 | - | 0.01 | - | - | | |
| 3,400 | - | - | - | - | - | - | - | 0.00 | 0.00 | 0.00 | - | 0.01 | - | - | | |
| 3,450 | - | - | - | - | - | - | - | 0.00 | 0.00 | 0.00 | - | 0.01 | - | - | | |
| 3,500 | - | - | - | - | - | - | - | 0.00 | 0.00 | 0.00 | - | 0.01 | - | - | | |
| 3,550 | - | - | - | - | - | - | - | 0.00 | 0.00 | 0.00 | - | 0.01 | - | - | | |
| 3,600 | - | - | - | - | - | - | - | 0.00 | 0.00 | 0.00 | - | 0.01 | - | - | | |
| 3,650 | - | - | - | - | - | - | - | 0.00 | 0.00 | 0.00 | - | 0.01 | - | - | | |
| 3,700 | - | - | - | - | - | - | - | 0.00 | 0.00 | 0.00 | - | 0.01 | - | - | | |
| 3,750 | - | - | - | - | - | - | - | 0.00 | 0.00 | 0.00 | - | 0.01 | - | - | | |
| 3,800 | - | - | - | - | - | - | - | 0.00 | 0.00 | 0.00 | - | 0.01 | - | - | | |
| 3,850 | - | - | - | - | - | - | - | 0.00 | 0.00 | 0.00 | - | 0.02 | - | - | | |
| 3,900 | - | - | - | - | - | - | - | 0.00 | 0.00 | 0.00 | - | 0.05 | - | - | | |
| 3,950 | 0.00 | 0.00 | 0.00 | - | 0.01 | - | - | 0.00 | 0.00 | 0.00 | - | 0.09 | - | - | | |
| 4,000 | 0.00 | 0.00 | 0.00 | - | 0.01 | - | - | 0.00 | 0.00 | 0.00 | - | 0.17 | - | - | | |
| 4,100 | 0.00 | 0.00 | 0.00 | - | 0.01 | - | - | 0.00 | 0.00 | 0.00 | - | 0.54 | - | - | | |
| 4,200 | 0.00 | 0.00 | 0.00 | - | 0.01 | - | - | 0.00 | 0.00 | 0.00 | - | 1.50 | - | - | | |
| 4,300 | 0.00 | 0.00 | 0.00 | - | 0.01 | - | - | 0.00 | 0.00 | 0.00 | - | 3.80 | - | - | | |
| 4,400 | 0.00 | 0.00 | 0.00 | - | 0.06 | - | 10 | 0.00 | 0.00 | 0.00 | - | 8.60 | - | - | | |
| 4,450 | 0.00 | 0.00 | 0.00 | - | 0.18 | - | - | 0.00 | 0.00 | 0.00 | - | 12.25 | - | - | | |
| 4,500 | 0.00 | 0.00 | 0.00 | - | 0.49 | - | 40 | 0.00 | 0.00 | 0.00 | - | 17.50 | - | - | | |
| 4,550 | 0.00 | 0.00 | 0.00 | - | 1.20 | - | - | 0.00 | 0.00 | 0.00 | - | 24.00 | - | - | | |
| 4,600 | 0.00 | 0.00 | 0.00 | - | 2.60 | - | 120 | 0.00 | 0.00 | 0.00 | - | 32.50 | - | - | | |
| 4,650 | 0.00 | 0.00 | 0.00 | - | 5.30 | - | - | 0.00 | 0.00 | 0.00 | - | 43.00 | - | - | | |
| 4,700 | 0.00 | 0.00 | 0.00 | - | 10.25 | - | 85 | 0.00 | 0.00 | 0.00 | - | 56.00 | - | - | | |
| 4,750 | 0.00 | 0.00 | 0.00 | - | 18.00 | - | - | 0.00 | 0.00 | 0.00 | - | 71.00 | - | - | | |
| 4,800 | 10.00 | 0.00 | 10.00 | 10.00 | 10.00 | 5 | 133 | 0.00 | 0.00 | 0.00 | - | 89.50 | - | 75 | | |
| 4,850 | 23.50 | 0.00 | 16.50 | 16.50 | 16.50 | 80 | - | 69.50 | 69.50 | 69.50 | 69.50 | 69.50 | 30 | - | | |
| 4,900 | 36.00 | 133.00 | 35.00 | 35.00 | 35.00 | 8 | 126 | 93.50 | 93.50 | 88.50 | 88.50 | 88.50 | 60 | 64 | | |
| 4,950 | 47.00 | 107.00 | 45.00 | 45.00 | 45.00 | 5 | 30 | 0.00 | 0.00 | 0.00 | - | 161.00 | - | - | | |
| 5,000 | 76.50 | 0.00 | 55.00 | 55.00 | 55.00 | 35 | 89 | 0.00 | 0.00 | 0.00 | - | 190.00 | - | 30 | | |

## FTSE/Athex Large Cap

(Trade Unit: 1 Index Point x 2€ - Excercise Style: European, Cash Settlement)

### Call Options

| | August 2025 | | | | | | | September 2025 | | | | | | | Other Months | |
|---|---|---|---|---|---|---|---|---|---|---|---|---|---|---|---|---|
| Excerise Price | Open price | Price max | Price min | Last price | Closing price | Volume | Open Interest | Open price | Price max | Price min | Last price | Closing price | Volume | Open Interest | Volume | Open Interest |
| 5,050 | 0.00 | 0.00 | 0.00 | - | 21.25 | - | - | 0.00 | 0.00 | 0.00 | - | 79.50 | - | 35 | | |
| 5,100 | 0.00 | 0.00 | 0.00 | - | 13.00 | - | 36 | 0.00 | 0.00 | 0.00 | - | 64.00 | - | 22 | | |
| 5,150 | 0.00 | 0.00 | 0.00 | - | 7.40 | - | - | 0.00 | 0.00 | 0.00 | - | 51.50 | - | - | | |
| 5,200 | 0.00 | 0.00 | 0.00 | - | 4.10 | - | - | 0.00 | 0.00 | 0.00 | - | 40.75 | - | - | | |
| 5,250 | 0.00 | 0.00 | 0.00 | - | 2.10 | - | - | 0.00 | 0.00 | 0.00 | - | 32.00 | - | - | | |
| 5,300 | 0.00 | 0.00 | 0.00 | - | 1.10 | - | - | 0.00 | 0.00 | 0.00 | - | 24.75 | - | - | | |
| 5,350 | 0.00 | 0.00 | 0.00 | - | 0.50 | - | - | 0.00 | 0.00 | 0.00 | - | 19.00 | - | - | | |
| 5,400 | 0.00 | 0.00 | 0.00 | - | 0.22 | - | - | 0.00 | 0.00 | 0.00 | - | 14.50 | - | - | | |
| 5,450 | 0.00 | 0.00 | 0.00 | - | 0.10 | - | - | 0.00 | 0.00 | 0.00 | - | 10.75 | - | - | | |
| 5,500 | 0.00 | 0.00 | 0.00 | - | 0.04 | - | - | 0.00 | 0.00 | 0.00 | - | 8.00 | - | - | | |
| | Totals: | | | | | 31 | 472 | | | | | | 120 | 117 | 0 | 0 |
| | Number of Trades: | | | | | | 2 | | | | | | | 4 | | 0 |

### Put Options

| | August 2025 | | | | | | | September 2025 | | | | | | | Other Months | |
|---|---|---|---|---|---|---|---|---|---|---|---|---|---|---|---|---|
| Excerise Price | Open price | Price max | Price min | Last price | Closing price | Volume | Open Interest | Open price | Price max | Price min | Last price | Closing price | Volume | Open Interest | Volume | Open Interest |
| 5,050 | 0.00 | 0.00 | 0.00 | - | 166.00 | - | 30 | 0.00 | 0.00 | 0.00 | - | 222.00 | - | - | | |
| 5,100 | 0.00 | 0.00 | 0.00 | - | 208.00 | - | 61 | 0.00 | 0.00 | 0.00 | - | 257.00 | - | - | | |
| 5,150 | 0.00 | 0.00 | 0.00 | - | 252.00 | - | - | 0.00 | 0.00 | 0.00 | - | 294.00 | - | - | | |
| 5,200 | 0.00 | 0.00 | 0.00 | - | 299.00 | - | - | 0.00 | 0.00 | 0.00 | - | 333.00 | - | - | | |
| 5,250 | 0.00 | 0.00 | 0.00 | - | 347.00 | - | - | 0.00 | 0.00 | 0.00 | - | 374.00 | - | - | | |
| 5,300 | 0.00 | 0.00 | 0.00 | - | 396.00 | - | - | 0.00 | 0.00 | 0.00 | - | 417.00 | - | - | | |
| 5,350 | 0.00 | 0.00 | 0.00 | - | 445.00 | - | - | 0.00 | 0.00 | 0.00 | - | 461.00 | - | - | | |
| 5,400 | 0.00 | 0.00 | 0.00 | - | 495.00 | - | - | 0.00 | 0.00 | 0.00 | - | 507.00 | - | - | | |
| 5,450 | 0.00 | 0.00 | 0.00 | - | 545.00 | - | - | 0.00 | 0.00 | 0.00 | - | 553.00 | - | - | | |
| 5,500 | 0.00 | 0.00 | 0.00 | - | 595.00 | - | - | 0.00 | 0.00 | 0.00 | - | 600.00 | - | - | | |
| | Totals: | | | | | 133 | 724 | | | | | | 90 | 169 | 0 | 0 |
| | Number of Trades: | | | | | | 16 | | | | | | | 3 | | 0 |

## ALPHA BANK (CR)

(Contract Size: 100 Securities, Excercise Style: American, Physical Delivery)

### Call Options

| Excerise Price | August 2025 Open price | Price max | Price min | Last price | Closing price | Volume | Open Interest | September 2025 Open price | Price max | Price min | Last price | Closing price | Volume | Open Interest | Other Months Volume | Open Interest |
|---|---|---|---|---|---|---|---|---|---|---|---|---|---|---|---|---|
| 2.000 | 0.000 | 0.000 | 0.000 | | 1.29 | - | - | 0.000 | 0.000 | 0.000 | | 1.30 | - | - | | |
| 2.200 | 0.000 | 0.000 | 0.000 | | 1.09 | - | - | 0.000 | 0.000 | 0.000 | | 1.10 | - | - | | |
| 2.300 | 0.000 | 0.000 | 0.000 | | 0.992 | - | - | 0.000 | 0.000 | 0.000 | | 0.997 | - | - | | |
| 2.400 | 0.000 | 0.000 | 0.000 | | 0.892 | - | - | 0.000 | 0.000 | 0.000 | | 0.897 | - | - | | |
| 2.500 | 0.000 | 0.000 | 0.000 | | 0.792 | - | - | 0.000 | 0.000 | 0.000 | | 0.799 | - | - | | |
| 2.600 | 0.000 | 0.000 | 0.000 | | 0.692 | - | - | 0.000 | 0.000 | 0.000 | | 0.703 | - | - | | |
| 2.700 | 0.000 | 0.000 | 0.000 | | 0.592 | - | - | 0.000 | 0.000 | 0.000 | | 0.609 | - | - | | |
| 2.800 | 0.000 | 0.000 | 0.000 | | 0.492 | - | - | 0.000 | 0.000 | 0.000 | | 0.519 | - | - | | |
| 2.900 | 0.000 | 0.000 | 0.000 | | 0.393 | - | - | 0.000 | 0.000 | 0.000 | | 0.434 | - | - | | |
| 3.000 | 0.000 | 0.000 | 0.000 | | 0.297 | - | - | 0.000 | 0.000 | 0.000 | | 0.356 | - | - | | |
| 3.100 | 0.000 | 0.000 | 0.000 | | 0.209 | - | - | 0.000 | 0.000 | 0.000 | | 0.287 | - | - | | |
| 3.200 | 0.000 | 0.000 | 0.000 | | 0.133 | - | - | 0.000 | 0.000 | 0.000 | | 0.226 | - | - | | |
| 3.300 | 0.000 | 0.000 | 0.000 | | 0.076 | - | - | 0.000 | 0.000 | 0.000 | | 0.173 | - | - | | |
| 3.400 | 0.000 | 0.000 | 0.000 | | 0.038 | - | - | 0.000 | 0.000 | 0.000 | | 0.131 | - | - | | |
| 3.500 | 0.000 | 0.000 | 0.000 | | 0.017 | - | - | 0.000 | 0.000 | 0.000 | | 0.097 | - | - | | |
| 3.600 | 0.000 | 0.000 | 0.000 | | 0.006 | - | - | 0.000 | 0.000 | 0.000 | | 0.070 | - | - | | |
| 3.700 | 0.000 | 0.000 | 0.000 | | 0.002 | - | - | 0.000 | 0.000 | 0.000 | | 0.049 | - | - | | |
| 3.800 | 0.000 | 0.000 | 0.000 | | 0.001 | - | - | 0.000 | 0.000 | 0.000 | | 0.034 | - | - | | |
| 3.900 | 0.000 | 0.000 | 0.000 | | 0.001 | - | - | 0.000 | 0.000 | 0.000 | | 0.024 | - | - | | |
| 4.000 | 0.000 | 0.000 | 0.000 | | 0.001 | - | - | 0.000 | 0.000 | 0.000 | | 0.015 | - | - | | |
| 4.250 | 0.000 | 0.000 | 0.000 | | 0.001 | - | - | 0.000 | 0.000 | 0.000 | | 0.005 | - | - | | |
| 4.400 | 0.000 | 0.000 | 0.000 | | 0.001 | - | - | 0.000 | 0.000 | 0.000 | | 0.003 | - | - | | |
| 4.500 | 0.000 | 0.000 | 0.000 | | 0.001 | - | - | 0.000 | 0.000 | 0.000 | | 0.002 | - | - | | |
| 4.750 | 0.000 | 0.000 | 0.000 | | 0.001 | - | - | 0.000 | 0.000 | 0.000 | | 0.001 | - | - | | |
| 4.800 | 0.000 | 0.000 | 0.000 | | 0.001 | - | - | 0.000 | 0.000 | 0.000 | | 0.001 | - | - | | |
| | Totals: | | | | | 0 | 0 | | | | | | 0 | 0 | 0 | 0 |
| | Number of Trades: | | | | | 0 | | | | | | | 0 | | 0 | |

### Put Options

| Excerise Price | August 2025 Open price | Price max | Price min | Last price | Closing price | Volume | Open Interest | September 2025 Open price | Price max | Price min | Last price | Closing price | Volume | Open Interest | Other Months Volume | Open Interest |
|---|---|---|---|---|---|---|---|---|---|---|---|---|---|---|---|---|
| 0.020 | 0.000 | 0.000 | 0.000 | | 0.001 | - | - | 0.000 | 0.000 | 0.000 | | 0.001 | - | - | | |
| 0.022 | 0.000 | 0.000 | 0.000 | | 0.001 | - | - | 0.000 | 0.000 | 0.000 | | 0.001 | - | - | | |
| 0.023 | 0.000 | 0.000 | 0.000 | | 0.001 | - | - | 0.000 | 0.000 | 0.000 | | 0.001 | - | - | | |
| 0.024 | 0.000 | 0.000 | 0.000 | | 0.001 | - | - | 0.000 | 0.000 | 0.000 | | 0.001 | - | - | | |
| 0.025 | 0.000 | 0.000 | 0.000 | | 0.001 | - | - | 0.000 | 0.000 | 0.000 | | 0.002 | - | - | | |
| 0.026 | 0.000 | 0.000 | 0.000 | | 0.001 | - | - | 0.000 | 0.000 | 0.000 | | 0.006 | - | - | | |
| 0.027 | 0.000 | 0.000 | 0.000 | | 0.001 | - | - | 0.000 | 0.000 | 0.000 | | 0.011 | - | - | | |
| 0.028 | 0.000 | 0.000 | 0.000 | | 0.001 | - | - | 0.000 | 0.000 | 0.000 | | 0.021 | - | - | | |
| 0.029 | 0.000 | 0.000 | 0.000 | | 0.001 | - | - | 0.000 | 0.000 | 0.000 | | 0.036 | - | - | | |
| 0.030 | 0.000 | 0.000 | 0.000 | | 0.005 | - | - | 0.000 | 0.000 | 0.000 | | 0.058 | - | - | | |
| 0.031 | 0.000 | 0.000 | 0.000 | | 0.017 | - | - | 0.000 | 0.000 | 0.000 | | 0.089 | - | - | | |
| 0.032 | 0.000 | 0.000 | 0.000 | | 0.041 | - | - | 0.000 | 0.000 | 0.000 | | 0.127 | - | - | | |
| 0.033 | 0.000 | 0.000 | 0.000 | | 0.084 | - | - | 0.000 | 0.000 | 0.000 | | 0.175 | - | - | | |
| 0.034 | 0.000 | 0.000 | 0.000 | | 0.146 | - | - | 0.000 | 0.000 | 0.000 | | 0.232 | - | - | | |
| 0.035 | 0.000 | 0.000 | 0.000 | | 0.225 | - | - | 0.000 | 0.000 | 0.000 | | 0.299 | - | - | | |
| 0.036 | 0.000 | 0.000 | 0.000 | | 0.315 | - | - | 0.000 | 0.000 | 0.000 | | 0.372 | - | - | | |
| 0.037 | 0.000 | 0.000 | 0.000 | | 0.411 | - | - | 0.000 | 0.000 | 0.000 | | 0.451 | - | - | | |
| 0.038 | 0.000 | 0.000 | 0.000 | | 0.510 | - | - | 0.000 | 0.000 | 0.000 | | 0.537 | - | - | | |
| 0.039 | 0.000 | 0.000 | 0.000 | | 0.610 | - | - | 0.000 | 0.000 | 0.000 | | 0.627 | - | - | | |
| 0.040 | 0.000 | 0.000 | 0.000 | | 0.710 | - | - | 0.000 | 0.000 | 0.000 | | 0.719 | - | - | | |
| 0.043 | 0.000 | 0.000 | 0.000 | | 0.960 | - | - | 0.000 | 0.000 | 0.000 | | 0.961 | - | - | | |
| 0.044 | 0.000 | 0.000 | 0.000 | | 1.11 | - | - | 0.000 | 0.000 | 0.000 | | 1.11 | - | - | | |
| 0.045 | 0.000 | 0.000 | 0.000 | | 1.21 | - | - | 0.000 | 0.000 | 0.000 | | 1.21 | - | - | | |
| 0.048 | 0.000 | 0.000 | 0.000 | | 1.46 | - | - | 0.000 | 0.000 | 0.000 | | 1.46 | - | - | | |
| 0.048 | 0.000 | 0.000 | 0.000 | | 1.51 | - | - | 0.000 | 0.000 | 0.000 | | 1.51 | - | - | | |
| | | | | | | 0 | 0 | | | | | | 0 | 0 | 0 | 0 |
| | | | | | | 0.00 | | | | | | | 0 | | 0 | |

## NATIONAL BANK (CR)

(Contract Size: 100 Securities, Excercise Style: American, Physical Delivery)

### Call Options

| Excerise Price | August 2025 Open price | Price max | Price min | Last price | Closing price | Volume | Open Interest | September 2025 Open price | Price max | Price min | Last price | Closing price | Volume | Open Interest | Other Months Volume | Open Interest |
|---|---|---|---|---|---|---|---|---|---|---|---|---|---|---|---|---|
| 4.800 | | | | | | - | - | 0.000 | 0.000 | 0.000 | | 7.27 | - | - | | |
| 5.200 | | | | | | - | - | 0.000 | 0.000 | 0.000 | | 6.87 | - | - | | |
| 5.600 | | | | | | - | - | 0.000 | 0.000 | 0.000 | | 6.48 | - | - | | |
| 6.000 | | | | | | - | - | 0.000 | 0.000 | 0.000 | | 6.08 | - | - | | |
| 6.400 | | | | | | - | - | 0.000 | 0.000 | 0.000 | | 5.68 | - | - | | |
| 6.800 | | | | | | - | - | 0.000 | 0.000 | 0.000 | | 5.28 | - | - | | |
| 7.200 | | | | | | - | - | 0.000 | 0.000 | 0.000 | | 4.88 | - | - | | |
| 7.600 | | | | | | - | - | 0.000 | 0.000 | 0.000 | | 4.48 | - | - | | |
| 8.000 | 0.000 | 0.000 | 0.000 | | 4.07 | - | - | 0.000 | 0.000 | 0.000 | | 4.08 | - | - | | |
| 8.400 | 0.000 | 0.000 | 0.000 | | 3.67 | - | - | 0.000 | 0.000 | 0.000 | | 3.68 | - | - | | |
| 8.500 | 0.000 | 0.000 | 0.000 | | 3.57 | - | - | 0.000 | 0.000 | 0.000 | | 3.58 | - | - | | |
| 8.750 | 0.000 | 0.000 | 0.000 | | 3.32 | - | - | 0.000 | 0.000 | 0.000 | | 3.33 | - | - | | |
| 8.800 | 0.000 | 0.000 | 0.000 | | 3.27 | - | - | 0.000 | 0.000 | 0.000 | | 3.28 | - | - | | |
| 9.000 | 0.000 | 0.000 | 0.000 | | 3.07 | - | - | 0.000 | 0.000 | 0.000 | | 3.09 | - | - | | |
| 9.200 | 0.000 | 0.000 | 0.000 | | 2.87 | - | - | 0.000 | 0.000 | 0.000 | | 2.89 | - | - | | |
| 9.250 | 0.000 | 0.000 | 0.000 | | 2.82 | - | - | 0.000 | 0.000 | 0.000 | | 2.84 | - | - | | |
| 9.500 | 0.000 | 0.000 | 0.000 | | 2.57 | - | - | 0.000 | 0.000 | 0.000 | | 2.59 | - | - | | |
| 9.600 | 0.000 | 0.000 | 0.000 | | 2.47 | - | - | 0.000 | 0.000 | 0.000 | | 2.49 | - | - | | |
| 9.750 | 0.000 | 0.000 | 0.000 | | 2.32 | - | - | 0.000 | 0.000 | 0.000 | | 2.35 | - | - | | |
| 10.000 | 0.000 | 0.000 | 0.000 | | 2.07 | - | - | 0.000 | 0.000 | 0.000 | | 2.11 | - | - | | |
| 10.500 | 0.000 | 0.000 | 0.000 | | 1.57 | - | - | 0.000 | 0.000 | 0.000 | | 1.65 | - | - | | |
| 11.000 | 0.000 | 0.000 | 0.000 | | 1.08 | - | - | 0.000 | 0.000 | 0.000 | | 1.22 | - | - | | |
| 11.500 | 0.000 | 0.000 | 0.000 | | 0.631 | - | - | 0.000 | 0.000 | 0.000 | | 0.867 | - | - | | |
| 12.000 | 0.000 | 0.000 | 0.000 | | 0.294 | - | 16 | 0.000 | 0.000 | 0.000 | | 0.575 | - | - | | |
| 12.500 | 0.000 | 0.000 | 0.000 | | 0.102 | - | - | 0.000 | 0.000 | 0.000 | | 0.359 | - | - | | |
| 13.000 | 0.000 | 0.000 | 0.000 | | 0.025 | - | - | 0.000 | 0.000 | 0.000 | | 0.213 | - | - | | |
| 13.500 | 0.000 | 0.000 | 0.000 | | 0.004 | - | - | 0.000 | 0.000 | 0.000 | | 0.118 | - | - | | |
| 14.000 | 0.000 | 0.000 | 0.000 | | 0.001 | - | - | 0.000 | 0.000 | 0.000 | | 0.060 | - | - | | |
| 14.500 | 0.000 | 0.000 | 0.000 | | 0.001 | - | - | 0.000 | 0.000 | 0.000 | | 0.029 | - | - | | |
| 15.000 | 0.000 | 0.000 | 0.000 | | 0.002 | - | - | 0.000 | 0.000 | 0.000 | | 0.013 | - | - | | |
| 15.500 | 0.000 | 0.000 | 0.000 | | 0.001 | - | - | 0.000 | 0.000 | 0.000 | | 0.006 | - | - | | |
| 16.000 | 0.000 | 0.000 | 0.000 | | 0.001 | - | - | 0.000 | 0.000 | 0.000 | | 0.002 | - | - | | |
| 16.500 | 0.000 | 0.000 | 0.000 | | 0.001 | - | - | 0.000 | 0.000 | 0.000 | | 0.001 | - | - | | |
| 17.000 | 0.000 | 0.000 | 0.000 | | 0.001 | - | - | 0.000 | 0.000 | 0.000 | | 0.001 | - | - | | |
| 17.500 | 0.000 | 0.000 | 0.000 | | 0.001 | - | - | 0.000 | 0.000 | 0.000 | | 0.001 | - | - | | |

### Put Options

| Excerise Price | August 2025 Open price | Price max | Price min | Last price | Closing price | Volume | Open Interest | September 2025 Open price | Price max | Price min | Last price | Closing price | Volume | Open Interest | Other Months Volume | Open Interest |
|---|---|---|---|---|---|---|---|---|---|---|---|---|---|---|---|---|
| 0.048 | | | | | | - | - | 0.000 | 0.000 | 0.000 | | 0.001 | - | - | | |
| 0.052 | | | | | | - | - | 0.000 | 0.000 | 0.000 | | 0.001 | - | - | | |
| 0.056 | | | | | | - | - | 0.000 | 0.000 | 0.000 | | 0.001 | - | - | | |
| 0.060 | | | | | | - | - | 0.000 | 0.000 | 0.000 | | 0.001 | - | - | | |
| 0.064 | | | | | | - | - | 0.000 | 0.000 | 0.000 | | 0.001 | - | - | | |
| 0.068 | | | | | | - | - | 0.000 | 0.000 | 0.000 | | 0.001 | - | - | | |
| 0.072 | | | | | | - | - | 0.000 | 0.000 | 0.000 | | 0.001 | - | - | | |
| 0.076 | | | | | | - | - | 0.000 | 0.000 | 0.000 | | 0.001 | - | - | | |
| 0.080 | 0.000 | 0.000 | 0.000 | | 0.001 | - | - | 0.000 | 0.000 | 0.000 | | 0.002 | - | - | | |
| 0.084 | 0.000 | 0.000 | 0.000 | | 0.001 | - | - | 0.000 | 0.000 | 0.000 | | 0.001 | - | - | | |
| 0.085 | 0.000 | 0.000 | 0.000 | | 0.001 | - | - | 0.000 | 0.000 | 0.000 | | 0.001 | - | - | | |
| 0.088 | 0.000 | 0.000 | 0.000 | | 0.001 | - | - | 0.000 | 0.000 | 0.000 | | 0.001 | - | - | | |
| 0.088 | 0.000 | 0.000 | 0.000 | | 0.001 | - | - | 0.000 | 0.000 | 0.000 | | 0.001 | - | - | | |
| 0.090 | 0.000 | 0.000 | 0.000 | | 0.001 | - | - | 0.000 | 0.000 | 0.000 | | 0.001 | - | - | | |
| 0.092 | 0.000 | 0.000 | 0.000 | | 0.001 | - | - | 0.000 | 0.000 | 0.000 | | 0.002 | - | - | | |
| 0.093 | 0.000 | 0.000 | 0.000 | | 0.001 | - | - | 0.000 | 0.000 | 0.000 | | 0.003 | - | - | | |
| 0.095 | 0.000 | 0.000 | 0.000 | | 0.001 | - | - | 0.000 | 0.000 | 0.000 | | 0.006 | - | - | | |
| 0.096 | 0.000 | 0.000 | 0.000 | | 0.001 | - | - | 0.000 | 0.000 | 0.000 | | 0.007 | - | - | | |
| 0.098 | 0.000 | 0.000 | 0.000 | | 0.001 | - | - | 0.000 | 0.000 | 0.000 | | 0.011 | - | - | | |
| 0.100 | 0.000 | 0.000 | 0.000 | | 0.001 | - | - | 0.000 | 0.000 | 0.000 | | 0.020 | - | - | | |
| 0.105 | 0.000 | 0.000 | 0.000 | | 0.001 | - | - | 0.000 | 0.000 | 0.000 | | 0.059 | - | - | | |
| 0.110 | 0.000 | 0.000 | 0.000 | | 0.010 | - | - | 0.000 | 0.000 | 0.000 | | 0.135 | - | - | | |
| 0.115 | 0.000 | 0.000 | 0.000 | | 0.063 | - | - | 0.000 | 0.000 | 0.000 | | 0.277 | - | - | | |
| 0.120 | 0.000 | 0.000 | 0.000 | | 0.226 | - | 2 | 0.000 | 0.000 | 0.000 | | 0.484 | - | - | | |
| 0.125 | 0.000 | 0.000 | 0.000 | | 0.534 | - | - | 0.000 | 0.000 | 0.000 | | 0.769 | - | - | | |
| 0.130 | 0.000 | 0.000 | 0.000 | | 0.959 | - | - | 0.000 | 0.000 | 0.000 | | 1.12 | - | - | | |
| 0.135 | 0.000 | 0.000 | 0.000 | | 1.44 | - | - | 0.000 | 0.000 | 0.000 | | 1.53 | - | - | | |
| 0.140 | 0.000 | 0.000 | 0.000 | | 1.94 | - | - | 0.000 | 0.000 | 0.000 | | 1.98 | - | - | | |
| 0.145 | 0.000 | 0.000 | 0.000 | | 2.44 | - | - | 0.000 | 0.000 | 0.000 | | 2.45 | - | - | | |
| 0.150 | 0.000 | 0.000 | 0.000 | | 2.94 | - | - | 0.000 | 0.000 | 0.000 | | 2.94 | - | - | | |
| 0.155 | 0.000 | 0.000 | 0.000 | | 3.44 | - | - | 0.000 | 0.000 | 0.000 | | 3.44 | - | - | | |
| 0.160 | 0.000 | 0.000 | 0.000 | | 3.94 | - | - | 0.000 | 0.000 | 0.000 | | 3.94 | - | - | | |
| 0.165 | 0.000 | 0.000 | 0.000 | | 4.44 | - | - | 0.000 | 0.000 | 0.000 | | 4.44 | - | - | | |
| 0.170 | 0.000 | 0.000 | 0.000 | | 4.94 | - | - | 0.000 | 0.000 | 0.000 | | 4.94 | - | - | | |
| 0.175 | 0.000 | 0.000 | 0.000 | | 5.44 | - | - | 0.000 | 0.000 | 0.000 | | 5.44 | - | - | | |

## NATIONAL BANK (CR)

(Contract Size: 100 Securities, Excercise Style: American, Physical Delivery)

| Call Options | | | | | | | | | | | | | | | | | | | Put Options | | | | | | | | | | | | | | | | | |
|---|---|---|---|---|---|---|---|---|---|---|---|---|---|---|---|---|---|---|---|---|---|---|---|---|---|---|---|---|---|---|---|---|---|---|---|---|
| | August 2025 | | | | | | | September 2025 | | | | | | | Other Months | | | August 2025 | | | | | | | September 2025 | | | | | | | Other Months | | |
| Excerise Price | Open price | Price max | Price min | Last price | Closing price | Volume | Open Interest | Open price | Price max | Price min | Last price | Closing price | Volume | Open Interest | Volume | Open Interest | Open price | Price max | Price min | Last price | Closing price | Volume | Open Interest | Open price | Price max | Price min | Last price | Closing price | Volume | Open Interest | Volume | Open Interest | Excerise Price |
| | Totals: | | | | | 0 | 16 | | | | | | 0 | 0 | 0 | 0 | | | | | | 0 | 2 | | | | | | 0 | 15 | 0 | 0 | |
| | Number of Trades: | | | | | | 0 | | | | | | | 0 | | 0 | | | | | | | 0.00 | | | | | | | 0 | | 0 | |

## OPAP (CR)

(Contract Size: 100 Securities, Excercise Style: American, Physical Delivery)

**Call Options**

| Excerise Price | August 2025 Open price | Price max | Price min | Last price | Closing price | Volume | Open Interest | September 2025 Open price | Price max | Price min | Last price | Closing price | Volume | Open Interest | Other Months Volume | Open Interest |
|---|---|---|---|---|---|---|---|---|---|---|---|---|---|---|---|---|
| 10.000 | | | | | | - | - | 0.000 | 0.000 | 0.000 | | 9.40 | - | - | | |
| 11.000 | | | | | | - | - | 0.000 | 0.000 | 0.000 | | 8.40 | - | - | | |
| 12.000 | | | | | | - | - | 0.000 | 0.000 | 0.000 | | 7.40 | - | - | | |
| 13.000 | | | | | | - | - | 0.000 | 0.000 | 0.000 | | 6.41 | - | - | | |
| 14.000 | 0.000 | 0.000 | 0.000 | | 5.38 | - | - | 0.000 | 0.000 | 0.000 | | 5.41 | - | - | | |
| 14.500 | 0.000 | 0.000 | 0.000 | | 4.88 | - | - | 0.000 | 0.000 | 0.000 | | 4.91 | - | - | | |
| 15.000 | 0.000 | 0.000 | 0.000 | | 4.38 | - | - | 0.000 | 0.000 | 0.000 | | 4.41 | - | - | | |
| 15.500 | 0.000 | 0.000 | 0.000 | | 3.88 | - | - | 0.000 | 0.000 | 0.000 | | 3.91 | - | - | | |
| 16.000 | 0.000 | 0.000 | 0.000 | | 3.38 | - | - | 0.000 | 0.000 | 0.000 | | 3.42 | - | - | | |
| 16.500 | 0.000 | 0.000 | 0.000 | | 2.88 | - | - | 0.000 | 0.000 | 0.000 | | 2.92 | - | - | | |
| 17.000 | 0.000 | 0.000 | 0.000 | | 2.38 | - | - | 0.000 | 0.000 | 0.000 | | 2.44 | - | - | | |
| 17.500 | 0.000 | 0.000 | 0.000 | | 1.88 | - | - | 0.000 | 0.000 | 0.000 | | 1.98 | - | - | | |
| 18.000 | 0.000 | 0.000 | 0.000 | | 1.39 | - | - | 0.000 | 0.000 | 0.000 | | 1.55 | - | - | | |
| 18.500 | 0.000 | 0.000 | 0.000 | | 0.922 | - | - | 0.000 | 0.000 | 0.000 | | 1.16 | - | - | | |
| 19.000 | 0.000 | 0.000 | 0.000 | | 0.523 | - | - | 0.000 | 0.000 | 0.000 | | 0.828 | - | - | | |
| 19.500 | 0.000 | 0.000 | 0.000 | | 0.242 | - | - | 0.000 | 0.000 | 0.000 | | 0.566 | - | - | | |
| 20.000 | 0.000 | 0.000 | 0.000 | | 0.086 | - | 21 | 0.000 | 0.000 | 0.000 | | 0.367 | - | 35 | | |
| 21.000 | 0.000 | 0.000 | 0.000 | | 0.005 | - | - | 0.000 | 0.000 | 0.000 | | 0.130 | - | - | | |
| 22.000 | 0.000 | 0.000 | 0.000 | | 0.001 | - | - | 0.000 | 0.000 | 0.000 | | 0.037 | - | - | | |
| 23.000 | 0.000 | 0.000 | 0.000 | | 0.001 | - | - | 0.000 | 0.000 | 0.000 | | 0.008 | - | - | | |
| 24.000 | 0.000 | 0.000 | 0.000 | | 0.001 | - | - | 0.000 | 0.000 | 0.000 | | 0.002 | - | - | | |
| 25.000 | 0.000 | 0.000 | 0.000 | | 0.001 | - | - | 0.000 | 0.000 | 0.000 | | 0.001 | - | - | | |
| 26.000 | 0.000 | 0.000 | 0.000 | | 0.001 | - | - | 0.000 | 0.000 | 0.000 | | 0.001 | - | - | | |
| 27.000 | 0.000 | 0.000 | 0.000 | | 0.001 | - | - | 0.000 | 0.000 | 0.000 | | 0.001 | - | - | | |
| 28.000 | 0.000 | 0.000 | 0.000 | | 0.001 | - | - | 0.000 | 0.000 | 0.000 | | 0.001 | - | - | | |
| 29.000 | 0.000 | 0.000 | 0.000 | | 0.001 | - | - | 0.000 | 0.000 | 0.000 | | 0.001 | - | - | | |
| 30.000 | 0.000 | 0.000 | 0.000 | | 0.001 | - | - | 0.000 | 0.000 | 0.000 | | 0.001 | - | - | | |
| | Totals: | | | | | 0 | 21 | | | | | | 0 | 35 | 0 | 0 |
| | Number of Trades: | | | | | | 0 | | | | | | | 0 | | 0 |

**Put Options**

| Excerise Price | August 2025 Open price | Price max | Price min | Last price | Closing price | Volume | Open Interest | September 2025 Open price | Price max | Price min | Last price | Closing price | Volume | Open Interest | Other Months Volume | Open Interest |
|---|---|---|---|---|---|---|---|---|---|---|---|---|---|---|---|---|
| 0.100 | | | | | | - | - | 0.000 | 0.000 | 0.000 | | 0.001 | - | - | | |
| 0.110 | | | | | | - | - | 0.000 | 0.000 | 0.000 | | 0.001 | - | - | | |
| 0.120 | | | | | | - | - | 0.000 | 0.000 | 0.000 | | 0.001 | - | - | | |
| 0.130 | | | | | | - | - | 0.000 | 0.000 | 0.000 | | 0.001 | - | - | | |
| 0.140 | 0.000 | 0.000 | 0.000 | | 0.001 | - | - | 0.000 | 0.000 | 0.000 | | 0.001 | - | - | | |
| 0.145 | 0.000 | 0.000 | 0.000 | | 0.001 | - | - | 0.000 | 0.000 | 0.000 | | 0.001 | - | - | | |
| 0.150 | 0.000 | 0.000 | 0.000 | | 0.001 | - | - | 0.000 | 0.000 | 0.000 | | 0.001 | - | - | | |
| 0.155 | 0.000 | 0.000 | 0.000 | | 0.001 | - | - | 0.000 | 0.000 | 0.000 | | 0.001 | - | - | | |
| 0.160 | 0.000 | 0.000 | 0.000 | | 0.001 | - | - | 0.000 | 0.000 | 0.000 | | 0.003 | - | - | | |
| 0.165 | 0.000 | 0.000 | 0.000 | | 0.001 | - | - | 0.000 | 0.000 | 0.000 | | 0.009 | - | - | | |
| 0.170 | 0.000 | 0.000 | 0.000 | | 0.001 | - | - | 0.000 | 0.000 | 0.000 | | 0.024 | - | - | | |
| 0.175 | 0.000 | 0.000 | 0.000 | | 0.001 | - | - | 0.000 | 0.000 | 0.000 | | 0.060 | - | - | | |
| 0.180 | 0.000 | 0.000 | 0.000 | | 0.007 | - | 20 | 0.000 | 0.000 | 0.000 | | 0.127 | - | - | | |
| 0.185 | 0.000 | 0.000 | 0.000 | | 0.039 | - | - | 0.000 | 0.000 | 0.000 | | 0.238 | - | - | | |
| 0.190 | 0.000 | 0.000 | 0.000 | | 0.140 | - | 111 | 0.000 | 0.000 | 0.000 | | 0.409 | - | - | | |
| 0.195 | 0.000 | 0.000 | 0.000 | | 0.359 | - | - | 0.000 | 0.000 | 0.000 | | 0.648 | - | - | | |
| 0.200 | 0.000 | 0.000 | 0.000 | | 0.704 | - | 1 | 0.000 | 0.000 | 0.000 | | 0.950 | - | - | | |
| 0.210 | 0.000 | 0.000 | 0.000 | | 1.63 | - | - | 0.000 | 0.000 | 0.000 | | 1.72 | - | - | | |
| 0.220 | 0.000 | 0.000 | 0.000 | | 2.63 | - | - | 0.000 | 0.000 | 0.000 | | 2.64 | - | - | | |
| 0.230 | 0.000 | 0.000 | 0.000 | | 3.63 | - | - | 0.000 | 0.000 | 0.000 | | 3.63 | - | - | | |
| 0.240 | 0.000 | 0.000 | 0.000 | | 4.63 | - | - | 0.000 | 0.000 | 0.000 | | 4.63 | - | - | | |
| 0.250 | 0.000 | 0.000 | 0.000 | | 5.63 | - | - | 0.000 | 0.000 | 0.000 | | 5.63 | - | - | | |
| 0.260 | 0.000 | 0.000 | 0.000 | | 6.63 | - | - | 0.000 | 0.000 | 0.000 | | 6.63 | - | - | | |
| 0.270 | 0.000 | 0.000 | 0.000 | | 7.63 | - | - | 0.000 | 0.000 | 0.000 | | 7.63 | - | - | | |
| 0.280 | 0.000 | 0.000 | 0.000 | | 8.63 | - | - | 0.000 | 0.000 | 0.000 | | 8.63 | - | - | | |
| 0.290 | 0.000 | 0.000 | 0.000 | | 9.63 | - | - | 0.000 | 0.000 | 0.000 | | 9.63 | - | - | | |
| 0.300 | 0.000 | 0.000 | 0.000 | | 10.63 | - | - | 0.000 | 0.000 | 0.000 | | 10.63 | - | - | | |
| | Totals: | | | | | 0 | 132 | | | | | | 0 | 50 | 0 | 0 |
| | Number of Trades: | | | | | | 0.00 | | | | | | | 0 | | 0 |

## OTE (CR)

(Contract Size: 100 Securities, Excercise Style: American, Physical Delivery)

### Call Options

| Excerise Price | August 2025 Open price | Price max | Price min | Last price | Closing price | Volume | Open Interest | September 2025 Open price | Price max | Price min | Last price | Closing price | Volume | Open Interest | Other Months Volume | Open Interest |
|---|---|---|---|---|---|---|---|---|---|---|---|---|---|---|---|---|
| 9.600 | | | | | | - | - | 0.000 | 0.000 | 0.000 | | 5.99 | - | - | | |
| 10.000 | 0.000 | 0.000 | 0.000 | | 5.57 | - | - | 0.000 | 0.000 | 0.000 | | 5.59 | - | - | | |
| 10.500 | 0.000 | 0.000 | 0.000 | | 5.07 | - | - | 0.000 | 0.000 | 0.000 | | 5.09 | - | - | | |
| 11.000 | 0.000 | 0.000 | 0.000 | | 4.57 | - | - | 0.000 | 0.000 | 0.000 | | 4.59 | - | - | | |
| 11.500 | 0.000 | 0.000 | 0.000 | | 4.07 | - | - | 0.000 | 0.000 | 0.000 | | 4.09 | - | - | | |
| 12.000 | 0.000 | 0.000 | 0.000 | | 3.57 | - | - | 0.000 | 0.000 | 0.000 | | 3.59 | - | - | | |
| 12.500 | 0.000 | 0.000 | 0.000 | | 3.07 | - | - | 0.000 | 0.000 | 0.000 | | 3.10 | - | - | | |
| 13.000 | 0.000 | 0.000 | 0.000 | | 2.57 | - | - | 0.000 | 0.000 | 0.000 | | 2.60 | - | - | | |
| 13.500 | 0.000 | 0.000 | 0.000 | | 2.07 | - | - | 0.000 | 0.000 | 0.000 | | 2.12 | - | - | | |
| 14.000 | 0.000 | 0.000 | 0.000 | | 1.57 | - | - | 0.000 | 0.000 | 0.000 | | 1.67 | - | - | | |
| 14.500 | 0.000 | 0.000 | 0.000 | | 1.09 | - | - | 0.000 | 0.000 | 0.000 | | 1.25 | - | - | | |
| 15.000 | 0.000 | 0.000 | 0.000 | | 0.645 | - | - | 0.000 | 0.000 | 0.000 | | 0.889 | - | - | | |
| 15.500 | 0.000 | 0.000 | 0.000 | | 0.312 | - | - | 0.000 | 0.000 | 0.000 | | 0.595 | - | - | | |
| 16.000 | 0.000 | 0.000 | 0.000 | | 0.115 | - | - | 0.000 | 0.000 | 0.000 | | 0.374 | - | - | | |
| 16.500 | 0.000 | 0.000 | 0.000 | | 0.032 | - | - | 0.000 | 0.000 | 0.000 | | 0.223 | - | - | | |
| 17.000 | 0.000 | 0.000 | 0.000 | | 0.006 | - | - | 0.000 | 0.000 | 0.000 | | 0.124 | - | - | | |
| 17.500 | 0.000 | 0.000 | 0.000 | | 0.001 | - | - | 0.000 | 0.000 | 0.000 | | 0.064 | - | - | | |
| 18.000 | 0.000 | 0.000 | 0.000 | | 0.001 | - | - | 0.000 | 0.000 | 0.000 | | 0.031 | - | - | | |
| 18.500 | 0.000 | 0.000 | 0.000 | | 0.001 | - | - | 0.000 | 0.000 | 0.000 | | 0.014 | - | - | | |
| 19.000 | 0.000 | 0.000 | 0.000 | | 0.001 | - | - | 0.000 | 0.000 | 0.000 | | 0.006 | - | - | | |
| 19.500 | 0.000 | 0.000 | 0.000 | | 0.001 | - | - | 0.000 | 0.000 | 0.000 | | 0.002 | - | - | | |
| 20.000 | 0.000 | 0.000 | 0.000 | | 0.001 | - | - | 0.000 | 0.000 | 0.000 | | 0.001 | - | - | | |
| 21.000 | 0.000 | 0.000 | 0.000 | | 0.001 | - | - | 0.000 | 0.000 | 0.000 | | 0.001 | - | - | | |
| 22.000 | 0.000 | 0.000 | 0.000 | | 0.001 | - | - | 0.000 | 0.000 | 0.000 | | 0.002 | - | - | | |
| 24.000 | 0.000 | 0.000 | 0.000 | | 0.001 | - | - | 0.000 | 0.000 | 0.000 | | 0.001 | - | - | | |
| 26.000 | 0.000 | 0.000 | 0.000 | | 0.001 | - | - | 0.000 | 0.000 | 0.000 | | 0.001 | - | - | | |
| | Totals: | | | | | 0 | 0 | | | | | | 0 | 0 | 0 | 0 |
| | Number of Trades: | | | | | 0 | | | | | | | 0 | | 0 | |

### Put Options

| Excerise Price | August 2025 Open price | Price max | Price min | Last price | Closing price | Volume | Open Interest | September 2025 Open price | Price max | Price min | Last price | Closing price | Volume | Open Interest | Other Months Volume | Open Interest |
|---|---|---|---|---|---|---|---|---|---|---|---|---|---|---|---|---|
| 0.096 | | | | | | - | - | 0.000 | 0.000 | 0.000 | | 0.001 | - | - | | |
| 0.100 | 0.000 | 0.000 | 0.000 | | 0.001 | - | - | 0.000 | 0.000 | 0.000 | | 0.002 | - | - | | |
| 0.105 | 0.000 | 0.000 | 0.000 | | 0.001 | - | - | 0.000 | 0.000 | 0.000 | | 0.001 | - | - | | |
| 0.110 | 0.000 | 0.000 | 0.000 | | 0.001 | - | - | 0.000 | 0.000 | 0.000 | | 0.001 | - | - | | |
| 0.115 | 0.000 | 0.000 | 0.000 | | 0.001 | - | - | 0.000 | 0.000 | 0.000 | | 0.001 | - | - | | |
| 0.120 | 0.000 | 0.000 | 0.000 | | 0.001 | - | - | 0.000 | 0.000 | 0.000 | | 0.001 | - | - | | |
| 0.125 | 0.000 | 0.000 | 0.000 | | 0.001 | - | - | 0.000 | 0.000 | 0.000 | | 0.002 | - | - | | |
| 0.130 | 0.000 | 0.000 | 0.000 | | 0.001 | - | - | 0.000 | 0.000 | 0.000 | | 0.008 | - | - | | |
| 0.135 | 0.000 | 0.000 | 0.000 | | 0.001 | - | - | 0.000 | 0.000 | 0.000 | | 0.026 | - | - | | |
| 0.140 | 0.000 | 0.000 | 0.000 | | 0.002 | - | - | 0.000 | 0.000 | 0.000 | | 0.067 | - | - | | |
| 0.145 | 0.000 | 0.000 | 0.000 | | 0.015 | - | - | 0.000 | 0.000 | 0.000 | | 0.149 | - | - | | |
| 0.150 | 0.000 | 0.000 | 0.000 | | 0.074 | - | 20 | 0.000 | 0.000 | 0.000 | | 0.289 | - | - | | |
| 0.155 | 0.000 | 0.000 | 0.000 | | 0.241 | - | - | 0.000 | 0.000 | 0.000 | | 0.495 | - | - | | |
| 0.160 | 0.000 | 0.000 | 0.000 | | 0.545 | - | - | 0.000 | 0.000 | 0.000 | | 0.776 | - | - | | |
| 0.165 | 0.000 | 0.000 | 0.000 | | 0.963 | - | - | 0.000 | 0.000 | 0.000 | | 1.13 | - | - | | |
| 0.170 | 0.000 | 0.000 | 0.000 | | 1.44 | - | - | 0.000 | 0.000 | 0.000 | | 1.53 | - | - | | |
| 0.175 | 0.000 | 0.000 | 0.000 | | 1.94 | - | - | 0.000 | 0.000 | 0.000 | | 1.98 | - | - | | |
| 0.180 | 0.000 | 0.000 | 0.000 | | 2.44 | - | - | 0.000 | 0.000 | 0.000 | | 2.45 | - | - | | |
| 0.185 | 0.000 | 0.000 | 0.000 | | 2.94 | - | - | 0.000 | 0.000 | 0.000 | | 2.94 | - | - | | |
| 0.190 | 0.000 | 0.000 | 0.000 | | 3.44 | - | - | 0.000 | 0.000 | 0.000 | | 3.44 | - | - | | |
| 0.195 | 0.000 | 0.000 | 0.000 | | 3.94 | - | - | 0.000 | 0.000 | 0.000 | | 3.94 | - | - | | |
| 0.200 | 0.000 | 0.000 | 0.000 | | 4.44 | - | - | 0.000 | 0.000 | 0.000 | | 4.44 | - | - | | |
| 0.210 | 0.000 | 0.000 | 0.000 | | 5.44 | - | - | 0.000 | 0.000 | 0.000 | | 5.44 | - | - | | |
| 0.220 | 0.000 | 0.000 | 0.000 | | 6.44 | - | - | 0.000 | 0.000 | 0.000 | | 6.44 | - | - | | |
| 0.240 | 0.000 | 0.000 | 0.000 | | 8.44 | - | - | 0.000 | 0.000 | 0.000 | | 8.44 | - | - | | |
| 0.260 | 0.000 | 0.000 | 0.000 | | 10.44 | - | - | 0.000 | 0.000 | 0.000 | | 10.44 | - | - | | |
| | Totals: | | | | | 0 | 20 | | | | | | 0 | 20 | 0 | 0 |
| | Number of Trades: | | | | | 0.00 | | | | | | | 0 | | 0 | |

## PIRAEUS FINANCIAL HOLD (CR)

(Contract Size: 100 Securities, Excercise Style: American, Physical Delivery)

### Call Options

| Excerise Price | August 2025 Open price | Price max | Price min | Last price | Closing price | Volume | Open Interest | September 2025 Open price | Price max | Price min | Last price | Closing price | Volume | Open Interest | Other Months Volume | Open Interest |
|---|---|---|---|---|---|---|---|---|---|---|---|---|---|---|---|---|
| 2.400 | | | | | | - | - | 0.000 | 0.000 | 0.000 | | 4.13 | - | - | | |
| 2.600 | | | | | | - | - | 0.000 | 0.000 | 0.000 | | 3.93 | - | - | | |
| 2.800 | | | | | | - | - | 0.000 | 0.000 | 0.000 | | 3.73 | - | - | | |
| 3.000 | | | | | | - | - | 0.000 | 0.000 | 0.000 | | 3.53 | - | - | | |
| 3.200 | | | | | | - | - | 0.000 | 0.000 | 0.000 | | 3.33 | - | - | | |
| 3.400 | | | | | | - | - | 0.000 | 0.000 | 0.000 | | 3.13 | - | - | | |
| 3.600 | 0.000 | 0.000 | 0.000 | | 2.92 | - | - | 0.000 | 0.000 | 0.000 | | 2.93 | - | - | | |
| 3.800 | 0.000 | 0.000 | 0.000 | | 2.72 | - | - | 0.000 | 0.000 | 0.000 | | 2.73 | - | - | | |
| 4.000 | 0.000 | 0.000 | 0.000 | | 2.52 | - | - | 0.000 | 0.000 | 0.000 | | 2.53 | - | - | | |
| 4.250 | 0.000 | 0.000 | 0.000 | | 2.27 | - | - | 0.000 | 0.000 | 0.000 | | 2.28 | - | - | | |
| 4.400 | 0.000 | 0.000 | 0.000 | | 2.12 | - | - | 0.000 | 0.000 | 0.000 | | 2.13 | - | - | | |
| 4.500 | 0.000 | 0.000 | 0.000 | | 2.02 | - | - | 0.000 | 0.000 | 0.000 | | 2.03 | - | - | | |
| 4.750 | 0.000 | 0.000 | 0.000 | | 1.77 | - | - | 0.000 | 0.000 | 0.000 | | 1.78 | - | - | | |
| 4.800 | 0.000 | 0.000 | 0.000 | | 1.72 | - | - | 0.000 | 0.000 | 0.000 | | 1.73 | - | - | | |
| 5.000 | 0.000 | 0.000 | 0.000 | | 1.52 | - | - | 0.000 | 0.000 | 0.000 | | 1.54 | - | - | | |
| 5.200 | 0.000 | 0.000 | 0.000 | | 1.32 | - | - | 0.000 | 0.000 | 0.000 | | 1.34 | - | - | | |
| 5.250 | 0.000 | 0.000 | 0.000 | | 1.27 | - | - | 0.000 | 0.000 | 0.000 | | 1.29 | - | - | | |
| 5.500 | 0.000 | 0.000 | 0.000 | | 1.02 | - | - | 0.000 | 0.000 | 0.000 | | 1.06 | - | - | | |
| 5.600 | 0.000 | 0.000 | 0.000 | | 0.924 | - | - | 0.000 | 0.000 | 0.000 | | 0.970 | - | - | | |
| 5.750 | 0.000 | 0.000 | 0.000 | | 0.776 | - | - | 0.000 | 0.000 | 0.000 | | 0.840 | - | - | | |
| 6.000 | 0.000 | 0.000 | 0.000 | | 0.536 | - | - | 0.000 | 0.000 | 0.000 | | 0.643 | - | - | | |
| 6.250 | 0.000 | 0.000 | 0.000 | | 0.325 | - | - | 0.000 | 0.000 | 0.000 | | 0.472 | - | - | | |
| 6.400 | 0.000 | 0.000 | 0.000 | | 0.221 | - | - | 0.000 | 0.000 | 0.000 | | 0.386 | - | - | | |
| 6.500 | 0.000 | 0.000 | 0.000 | | 0.165 | - | - | 0.000 | 0.000 | 0.000 | | 0.332 | - | - | | |
| 6.750 | 0.000 | 0.000 | 0.000 | | 0.067 | - | - | 0.000 | 0.000 | 0.000 | | 0.223 | - | - | | |
| 6.800 | 0.000 | 0.000 | 0.000 | | 0.056 | - | - | 0.000 | 0.000 | 0.000 | | 0.207 | - | - | | |
| 7.000 | 0.000 | 0.000 | 0.000 | | 0.022 | - | - | 0.000 | 0.000 | 0.000 | | 0.144 | - | - | | |
| 7.200 | 0.000 | 0.000 | 0.000 | | 0.007 | - | - | 0.000 | 0.000 | 0.000 | | 0.099 | - | - | | |
| 7.250 | 0.000 | 0.000 | 0.000 | | 0.006 | - | - | 0.000 | 0.000 | 0.000 | | 0.089 | - | - | | |
| 7.500 | 0.000 | 0.000 | 0.000 | | 0.001 | - | - | 0.000 | 0.000 | 0.000 | | 0.053 | - | - | | |
| 7.600 | 0.000 | 0.000 | 0.000 | | 0.001 | - | - | 0.000 | 0.000 | 0.000 | | 0.044 | - | - | | |
| 7.750 | 0.000 | 0.000 | 0.000 | | 0.002 | - | - | 0.000 | 0.000 | 0.000 | | 0.030 | - | - | | |
| 8.000 | 0.000 | 0.000 | 0.000 | | 0.001 | - | - | 0.000 | 0.000 | 0.000 | | 0.016 | - | - | | |
| 8.250 | 0.000 | 0.000 | 0.000 | | 0.001 | - | - | 0.000 | 0.000 | 0.000 | | 0.009 | - | - | | |
| 8.400 | 0.000 | 0.000 | 0.000 | | 0.001 | - | - | 0.000 | 0.000 | 0.000 | | 0.006 | - | - | | |
| 8.500 | 0.000 | 0.000 | 0.000 | | 0.001 | - | - | 0.000 | 0.000 | 0.000 | | 0.005 | - | - | | |

### Put Options

| Excerise Price | August 2025 Open price | Price max | Price min | Last price | Closing price | Volume | Open Interest | September 2025 Open price | Price max | Price min | Last price | Closing price | Volume | Open Interest | Other Months Volume | Open Interest |
|---|---|---|---|---|---|---|---|---|---|---|---|---|---|---|---|---|
| 2.400 | | | | | | - | - | 0.000 | 0.000 | 0.000 | | 0.001 | - | - | | |
| 2.600 | | | | | | - | - | 0.000 | 0.000 | 0.000 | | 0.001 | - | - | | |
| 2.800 | | | | | | - | - | 0.000 | 0.000 | 0.000 | | 0.001 | - | - | | |
| 3.000 | | | | | | - | - | 0.000 | 0.000 | 0.000 | | 0.001 | - | - | | |
| 3.200 | | | | | | - | - | 0.000 | 0.000 | 0.000 | | 0.001 | - | - | | |
| 3.400 | | | | | | - | - | 0.000 | 0.000 | 0.000 | | 0.001 | - | - | | |
| 3.600 | 0.000 | 0.000 | 0.000 | | 0.001 | - | - | 0.000 | 0.000 | 0.000 | | 0.001 | - | - | | |
| 3.800 | 0.000 | 0.000 | 0.000 | | 0.001 | - | - | 0.000 | 0.000 | 0.000 | | 0.001 | - | - | | |
| 4.000 | 0.000 | 0.000 | 0.000 | | 0.001 | - | - | 0.000 | 0.000 | 0.000 | | 0.001 | - | - | | |
| 4.250 | 0.000 | 0.000 | 0.000 | | 0.001 | - | - | 0.000 | 0.000 | 0.000 | | 0.001 | - | - | | |
| 4.400 | 0.000 | 0.000 | 0.000 | | 0.001 | - | - | 0.000 | 0.000 | 0.000 | | 0.001 | - | - | | |
| 4.500 | 0.000 | 0.000 | 0.000 | | 0.001 | - | - | 0.000 | 0.000 | 0.000 | | 0.001 | - | - | | |
| 4.750 | 0.000 | 0.000 | 0.000 | | 0.001 | - | - | 0.000 | 0.000 | 0.000 | | 0.001 | - | - | | |
| 4.800 | 0.000 | 0.000 | 0.000 | | 0.001 | - | - | 0.000 | 0.000 | 0.000 | | 0.001 | - | - | | |
| 5.000 | 0.000 | 0.000 | 0.000 | | 0.001 | - | - | 0.000 | 0.000 | 0.000 | | 0.003 | - | - | | |
| 5.200 | 0.000 | 0.000 | 0.000 | | 0.001 | - | - | 0.000 | 0.000 | 0.000 | | 0.008 | - | - | | |
| 5.250 | 0.000 | 0.000 | 0.000 | | 0.001 | - | - | 0.000 | 0.000 | 0.000 | | 0.010 | - | - | | |
| 5.500 | 0.000 | 0.000 | 0.000 | | 0.001 | - | - | 0.000 | 0.000 | 0.000 | | 0.024 | - | - | | |
| 5.600 | 0.000 | 0.000 | 0.000 | | 0.001 | - | - | 0.000 | 0.000 | 0.000 | | 0.035 | - | - | | |
| 5.750 | 0.000 | 0.000 | 0.000 | | 0.002 | - | - | 0.000 | 0.000 | 0.000 | | 0.055 | - | - | | |
| 6.000 | 0.000 | 0.000 | 0.000 | | 0.012 | - | - | 0.000 | 0.000 | 0.000 | | 0.107 | - | - | | |
| 6.250 | 0.000 | 0.000 | 0.000 | | 0.051 | - | - | 0.000 | 0.000 | 0.000 | | 0.186 | - | - | | |
| 6.400 | 0.000 | 0.000 | 0.000 | | 0.097 | - | - | 0.000 | 0.000 | 0.000 | | 0.249 | - | - | | |
| 6.500 | 0.000 | 0.000 | 0.000 | | 0.140 | - | - | 0.000 | 0.000 | 0.000 | | 0.295 | - | - | | |
| 6.750 | 0.000 | 0.000 | 0.000 | | 0.293 | - | - | 0.000 | 0.000 | 0.000 | | 0.437 | - | - | | |
| 6.800 | 0.000 | 0.000 | 0.000 | | 0.331 | - | - | 0.000 | 0.000 | 0.000 | | 0.470 | - | - | | |
| 7.000 | 0.000 | 0.000 | 0.000 | | 0.498 | - | - | 0.000 | 0.000 | 0.000 | | 0.608 | - | - | | |
| 7.200 | 0.000 | 0.000 | 0.000 | | 0.684 | - | - | 0.000 | 0.000 | 0.000 | | 0.763 | - | - | | |
| 7.250 | 0.000 | 0.000 | 0.000 | | 0.733 | - | - | 0.000 | 0.000 | 0.000 | | 0.804 | - | - | | |
| 7.500 | 0.000 | 0.000 | 0.000 | | 0.980 | - | - | 0.000 | 0.000 | 0.000 | | 1.02 | - | - | | |
| 7.600 | 0.000 | 0.000 | 0.000 | | 1.08 | - | - | 0.000 | 0.000 | 0.000 | | 1.11 | - | - | | |
| 7.750 | 0.000 | 0.000 | 0.000 | | 1.23 | - | - | 0.000 | 0.000 | 0.000 | | 1.25 | - | - | | |
| 8.000 | 0.000 | 0.000 | 0.000 | | 1.48 | - | - | 0.000 | 0.000 | 0.000 | | 1.49 | - | - | | |
| 8.250 | 0.000 | 0.000 | 0.000 | | 1.73 | - | - | 0.000 | 0.000 | 0.000 | | 1.73 | - | - | | |
| 8.400 | 0.000 | 0.000 | 0.000 | | 1.88 | - | - | 0.000 | 0.000 | 0.000 | | 1.88 | - | - | | |
| 8.500 | 0.000 | 0.000 | 0.000 | | 1.98 | - | - | 0.000 | 0.000 | 0.000 | | 1.98 | - | - | | |

## PIRAEUS FINANCIAL HOLD (CR)

(Contract Size: 100 Securities, Excercise Style: American, Physical Delivery)

**Call Options**

| Excerise Price | August 2025 Open price | Price max | Price min | Last price | Closing price | Volume | Open Interest | September 2025 Open price | Price max | Price min | Last price | Closing price | Volume | Open Interest | Other Months Volume | Open Interest |
|---|---|---|---|---|---|---|---|---|---|---|---|---|---|---|---|---|
| 8.750 | 0.000 | 0.000 | 0.000 | | 0.001 | - | - | 0.000 | 0.000 | 0.000 | | 0.002 | - | - | | |
| 8.800 | 0.000 | 0.000 | 0.000 | | 0.001 | - | - | 0.000 | 0.000 | 0.000 | | 0.002 | - | - | | |
| 9.000 | 0.000 | 0.000 | 0.000 | | 0.001 | - | - | 0.000 | 0.000 | 0.000 | | 0.001 | - | - | | |
| 9.250 | 0.000 | 0.000 | 0.000 | | 0.001 | - | - | 0.000 | 0.000 | 0.000 | | 0.002 | - | - | | |
| | Totals: | | | | | 0 | 0 | | | | | | 0 | 0 | 0 | 0 |
| | Number of Trades: | | | | | | 0 | | | | | | | 0 | | 0 |

**Put Options**

| Excerise Price | August 2025 Open price | Price max | Price min | Last price | Closing price | Volume | Open Interest | September 2025 Open price | Price max | Price min | Last price | Closing price | Volume | Open Interest | Other Months Volume | Open Interest |
|---|---|---|---|---|---|---|---|---|---|---|---|---|---|---|---|---|
| 0.088 | 0.000 | 0.000 | 0.000 | | 2.23 | - | - | 0.000 | 0.000 | 0.000 | | 2.23 | - | - | | |
| 0.088 | 0.000 | 0.000 | 0.000 | | 2.28 | - | - | 0.000 | 0.000 | 0.000 | | 2.28 | - | - | | |
| 0.090 | 0.000 | 0.000 | 0.000 | | 2.48 | - | - | 0.000 | 0.000 | 0.000 | | 2.48 | - | - | | |
| 0.093 | 0.000 | 0.000 | 0.000 | | 2.73 | - | - | 0.000 | 0.000 | 0.000 | | 2.73 | - | - | | |
| | | | | | | 0 | 0 | | | | | | 0 | 0 | 0 | 0 |
| | | | | | | | 0.00 | | | | | | | 0 | | 0 |

## PPC (CR)

(Contract Size: 100 Securities, Excercise Style: American, Physical Delivery)

### Call Options

| Excerise Price | August 2025 Open price | Price max | Price min | Last price | Closing price | Volume | Open Interest | September 2025 Open price | Price max | Price min | Last price | Closing price | Volume | Open Interest | Other Months Volume | Open Interest |
|---|---|---|---|---|---|---|---|---|---|---|---|---|---|---|---|---|
| 8.400 | | | | | | - | - | 0.000 | 0.000 | 0.000 | | 5.44 | - | - | | |
| 8.800 | | | | | | - | - | 0.000 | 0.000 | 0.000 | | 5.04 | - | - | | |
| 9.200 | 0.000 | 0.000 | 0.000 | | 4.63 | - | - | 0.000 | 0.000 | 0.000 | | 4.65 | - | - | | |
| 9.500 | 0.000 | 0.000 | 0.000 | | 4.33 | - | - | 0.000 | 0.000 | 0.000 | | 4.35 | - | - | | |
| 9.600 | 0.000 | 0.000 | 0.000 | | 4.23 | - | - | 0.000 | 0.000 | 0.000 | | 4.25 | - | - | | |
| 9.750 | 0.000 | 0.000 | 0.000 | | 4.08 | - | - | 0.000 | 0.000 | 0.000 | | 4.10 | - | - | | |
| 10.000 | 0.000 | 0.000 | 0.000 | | 3.83 | - | - | 0.000 | 0.000 | 0.000 | | 3.85 | - | - | | |
| 10.500 | 0.000 | 0.000 | 0.000 | | 3.33 | - | - | 0.000 | 0.000 | 0.000 | | 3.35 | - | - | | |
| 11.000 | 0.000 | 0.000 | 0.000 | | 2.83 | - | - | 0.000 | 0.000 | 0.000 | | 2.85 | - | - | | |
| 11.500 | 0.000 | 0.000 | 0.000 | | 2.33 | - | - | 0.000 | 0.000 | 0.000 | | 2.36 | - | - | | |
| 12.000 | 0.000 | 0.000 | 0.000 | | 1.83 | - | - | 0.000 | 0.000 | 0.000 | | 1.88 | - | - | | |
| 12.500 | 0.000 | 0.000 | 0.000 | | 1.33 | - | - | 0.000 | 0.000 | 0.000 | | 1.42 | - | - | | |
| 13.000 | 0.000 | 0.000 | 0.000 | | 0.847 | - | - | 0.000 | 0.000 | 0.000 | | 1.02 | - | - | | |
| 13.500 | 0.000 | 0.000 | 0.000 | | 0.430 | - | - | 0.000 | 0.000 | 0.000 | | 0.676 | - | - | | |
| 14.000 | 0.000 | 0.000 | 0.000 | | 0.158 | - | 15 | 0.000 | 0.000 | 0.000 | | 0.421 | - | - | | |
| 14.500 | 0.000 | 0.000 | 0.000 | | 0.038 | - | - | 0.000 | 0.000 | 0.000 | | 0.238 | - | 15 | | |
| 15.000 | 0.000 | 0.000 | 0.000 | | 0.006 | - | 87 | 0.000 | 0.000 | 0.000 | | 0.127 | - | 5 | | |
| 15.500 | 0.000 | 0.000 | 0.000 | | 0.001 | - | - | 0.000 | 0.000 | 0.000 | | 0.062 | - | - | | |
| 16.000 | 0.000 | 0.000 | 0.000 | | 0.001 | - | - | 0.000 | 0.000 | 0.000 | | 0.027 | - | 5 | | |
| 16.500 | 0.000 | 0.000 | 0.000 | | 0.001 | - | - | 0.000 | 0.000 | 0.000 | | 0.011 | - | - | | |
| 17.000 | 0.000 | 0.000 | 0.000 | | 0.009 | - | - | 0.000 | 0.000 | 0.000 | | 0.004 | - | - | | |
| 17.500 | 0.000 | 0.000 | 0.000 | | 0.001 | - | - | 0.000 | 0.000 | 0.000 | | 0.002 | - | - | | |
| 18.000 | 0.000 | 0.000 | 0.000 | | 0.001 | - | - | 0.000 | 0.000 | 0.000 | | 0.002 | - | - | | |
| 18.500 | 0.000 | 0.000 | 0.000 | | 0.001 | - | - | 0.000 | 0.000 | 0.000 | | 0.001 | - | - | | |
| 19.000 | 0.000 | 0.000 | 0.000 | | 0.001 | - | - | 0.000 | 0.000 | 0.000 | | 0.001 | - | - | | |
| 20.000 | 0.000 | 0.000 | 0.000 | | 0.001 | - | - | 0.000 | 0.000 | 0.000 | | 0.004 | - | - | | |
| | Totals: | | | | | 0 | 102 | | | | | | 0 | 25 | 0 | 0 |
| | Number of Trades: | | | | | | 0 | | | | | | | 0 | | 0 |

### Put Options

| Excerise Price | August 2025 Open price | Price max | Price min | Last price | Closing price | Volume | Open Interest | September 2025 Open price | Price max | Price min | Last price | Closing price | Volume | Open Interest | Other Months Volume | Open Interest |
|---|---|---|---|---|---|---|---|---|---|---|---|---|---|---|---|---|
| 0.084 | | | | | | - | - | 0.000 | 0.000 | 0.000 | | 0.001 | - | - | | |
| 0.088 | | | | | | - | - | 0.000 | 0.000 | 0.000 | | 0.001 | - | - | | |
| 0.092 | 0.000 | 0.000 | 0.000 | | 0.001 | - | - | 0.000 | 0.000 | 0.000 | | 0.001 | - | - | | |
| 0.095 | 0.000 | 0.000 | 0.000 | | 0.001 | - | - | 0.000 | 0.000 | 0.000 | | 0.001 | - | - | | |
| 0.096 | 0.000 | 0.000 | 0.000 | | 0.001 | - | - | 0.000 | 0.000 | 0.000 | | 0.001 | - | - | | |
| 0.098 | 0.000 | 0.000 | 0.000 | | 0.001 | - | - | 0.000 | 0.000 | 0.000 | | 0.001 | - | - | | |
| 0.100 | 0.000 | 0.000 | 0.000 | | 0.003 | - | - | 0.000 | 0.000 | 0.000 | | 0.001 | - | - | | |
| 0.105 | 0.000 | 0.000 | 0.000 | | 0.001 | - | - | 0.000 | 0.000 | 0.000 | | 0.001 | - | - | | |
| 0.110 | 0.000 | 0.000 | 0.000 | | 0.001 | - | - | 0.000 | 0.000 | 0.000 | | 0.001 | - | - | | |
| 0.115 | 0.000 | 0.000 | 0.000 | | 0.001 | - | - | 0.000 | 0.000 | 0.000 | | 0.007 | - | - | | |
| 0.120 | 0.000 | 0.000 | 0.000 | | 0.001 | - | - | 0.000 | 0.000 | 0.000 | | 0.024 | - | - | | |
| 0.125 | 0.000 | 0.000 | 0.000 | | 0.001 | - | - | 0.000 | 0.000 | 0.000 | | 0.067 | - | - | | |
| 0.130 | 0.000 | 0.000 | 0.000 | | 0.017 | - | - | 0.000 | 0.000 | 0.000 | | 0.162 | - | - | | |
| 0.135 | 0.000 | 0.000 | 0.000 | | 0.101 | - | - | 0.000 | 0.000 | 0.000 | | 0.321 | - | - | | |
| 0.140 | 0.000 | 0.000 | 0.000 | | 0.329 | - | 78 | 0.000 | 0.000 | 0.000 | | 0.566 | - | - | | |
| 0.145 | 0.000 | 0.000 | 0.000 | | 0.711 | - | - | 0.000 | 0.000 | 0.000 | | 0.884 | - | - | | |
| 0.150 | 0.000 | 0.000 | 0.000 | | 1.18 | - | 5 | 0.000 | 0.000 | 0.000 | | 1.28 | - | - | | |
| 0.155 | 0.000 | 0.000 | 0.000 | | 1.68 | - | - | 0.000 | 0.000 | 0.000 | | 1.72 | - | - | | |
| 0.160 | 0.000 | 0.000 | 0.000 | | 2.18 | - | - | 0.000 | 0.000 | 0.000 | | 2.19 | - | - | | |
| 0.165 | 0.000 | 0.000 | 0.000 | | 2.68 | - | - | 0.000 | 0.000 | 0.000 | | 2.68 | - | - | | |
| 0.170 | 0.000 | 0.000 | 0.000 | | 3.18 | - | - | 0.000 | 0.000 | 0.000 | | 3.18 | - | - | | |
| 0.175 | 0.000 | 0.000 | 0.000 | | 3.68 | - | - | 0.000 | 0.000 | 0.000 | | 3.68 | - | - | | |
| 0.180 | 0.000 | 0.000 | 0.000 | | 4.18 | - | - | 0.000 | 0.000 | 0.000 | | 4.18 | - | - | | |
| 0.185 | 0.000 | 0.000 | 0.000 | | 4.68 | - | - | 0.000 | 0.000 | 0.000 | | 4.68 | - | - | | |
| 0.190 | 0.000 | 0.000 | 0.000 | | 5.18 | - | - | 0.000 | 0.000 | 0.000 | | 5.18 | - | - | | |
| 0.200 | 0.000 | 0.000 | 0.000 | | 6.18 | - | - | 0.000 | 0.000 | 0.000 | | 6.18 | - | - | | |
| | Totals: | | | | | 0 | 83 | | | | | | 0 | 0 | 0 | 0 |
| | Number of Trades: | | | | | | 0.00 | | | | | | | 0 | | 0 |

| | | Multilateral Transactions[1] | | | | | Bilateral Transactions[2] | | Stock Borrowing through OTC (volume)[3] |
|---|---|---|---|---|---|---|---|---|---|
| Lending Products | Underlying Title | Open Interest[5] | Volume(Offered) | Average Weighted | Transactions volume | Average Weighted | Transactions Volume | Average Weighted | Transactions Volume |
| ADMIEBOR | ADMIE (IPTO) HOLDING S.A. (CR) | 1,000 | --- | --- | --- | --- | 5,000 | 0.01% | 5,237,121 |
| AEGNBOR | AEGEAN AIRLINES (CR) | --- | --- | --- | --- | --- | --- | --- | 267,632 |
| AKTRBOR | AKTOR S.A. HOLDING CO. (CR) | --- | --- | --- | --- | --- | --- | --- | 1,332,478 |
| ALPHABOR | ALPHA BANK (CR) | --- | --- | --- | 10,000 | 3.70% | --- | --- | 127,210,600 |
| AETFBOR | ALPHA ETF FTSE Athex Large Cap | --- | --- | --- | --- | --- | 1,100 | 1.00% | --- |
| AIABOR | ATHENS INTL AIRPORT (CR) | 7,500 | --- | --- | --- | --- | --- | --- | 288,727 |
| ACAGBOR | AUSTRIACARD (CB) | --- | --- | --- | --- | --- | --- | --- | --- |
| OTOELBOR | AUTOHELLAS SA (CR) | 1,000 | --- | --- | --- | --- | --- | --- | 50,264 |
| AVAXBOR | AVAX S.A. (CR) | --- | --- | --- | --- | --- | --- | --- | --- |
| BOCHGRBOR | BANK OF CYPRUS (CR) | --- | --- | --- | --- | --- | --- | --- | 61,329 |
| EEEBOR | CC HBC AG (CR) | 500 | --- | --- | --- | --- | 2,100 | 1.50% | 102,347 |
| CENERBOR | CENERGY HOLDINGS (CB) | --- | --- | --- | --- | --- | --- | --- | 91,008 |
| DIMANDBOR | DIMAND (CR) | --- | --- | --- | --- | --- | --- | --- | 5,509 |
| ELLAKTORBOR | ELLAKTOR (CR) | --- | --- | --- | --- | --- | --- | --- | 86,504 |
| ELHABOR | ELVALHALCOR (CR) | --- | --- | --- | --- | --- | --- | --- | 79,698 |
| EUROBBOR | EUROBANK HOLDINGS (CR) | 85,000 | --- | --- | --- | --- | --- | --- | 86,570,052 |
| EYDAPBOR | EYDAP S.A. (CR) | --- | --- | --- | --- | --- | --- | --- | 263,581 |
| FOYRKBOR | FOURLIS (CR) | --- | --- | --- | --- | --- | --- | --- | 15,590 |
| GEKTERNABOR | GEK TERNA (CR) | --- | --- | --- | --- | --- | --- | --- | 38,184 |
| SARBOR | GR. SARANTIS S.A. (CR) | 200 | --- | --- | --- | --- | 600 | 1.50% | 13,717 |
| EXAEBOR | HELLENIC EXCHANGES-A.S.E. (CR) | 432,577 | --- | --- | --- | --- | --- | --- | 386,966 |
| ELPEBOR | HELLENiQ ENERGY (CR) | --- | --- | --- | --- | --- | --- | --- | 1,788,953 |
| INTEKBOR | IDEAL HOLDINGS (CR) | --- | --- | --- | --- | --- | --- | --- | --- |
| INTRKBOR | INTRACOM HOLDINGS (CR) | --- | --- | --- | --- | --- | --- | --- | 49,646 |
| INLOTBOR | INTRALOT (CR) | --- | --- | --- | --- | --- | --- | --- | 4,516,783 |
| BELABOR | JUMBO SA (CR) | 14,800 | --- | --- | 300 | 3.70% | --- | --- | 233,994 |
| KRIBOR | KRI-KRI S.A. (CR) | 2,924 | --- | --- | --- | --- | --- | --- | --- |
| LAMDABOR | LAMDA DEVELOPMENT SA (CR) | 850 | --- | --- | --- | --- | --- | --- | 223,277 |
| MIGBOR | MIG (CR) | 541 | --- | --- | --- | --- | --- | --- | 39,913 |
| MOHBOR | MOTOR OIL (CR) | 10,500 | --- | --- | --- | --- | --- | --- | 726,582 |
| ETEBOR | NATIONAL BANK (CR) | 80,238 | --- | --- | --- | --- | --- | --- | 16,985,802 |

Stock Lending Notes

[1] - Multilateral contracts Lending or Borrowing as per Methods 8-1, 8-2 and 8-3-3 (According to ATHEX BoD Resolution No.17)

[2] - Billateral Contracts Lending or Borrowing as per Methods 8-3-1 and 8-3-2 & Contracts as per Method 4 (According to ATHEX BoD Resolution No.20)

[3] - The information concerning OTC Stock Borrowing Transactions is based on the statements of the Dematerialised Securities System (DSS) operators involved and refers to volumes that have been registered up until the previous working day.

[4] - Average Price (Volume weighted)

[5] - The Data concerning Open Interest before the start of trading session

| | | | Multilateral Transactions[1] | | | | Bilateral Transactions[2] | | Stock Borrowing through OTC (volume)[3] |
|---|---|---|---|---|---|---|---|---|---|
| Lending Products | Underlying Title | Open Interest[5] | Volume(Offered) | Average Weighted | Transactions volume | Average Weighted | Transactions Volume | Average Weighted | Transactions Volume |
| NOVALBOR | NOVAL PROPERTY REIC (CR) | --- | --- | --- | --- | --- | --- | --- | --- |
| OPAPBOR | OPAP (CR) | 4,317 | --- | --- | --- | --- | --- | --- | 1,883,446 |
| OPTIMABOR | OPTIMA BANK (CR) | --- | --- | --- | --- | --- | 6,000 | 1.50% | 1,034,023 |
| HTOBOR | OTE (CR) | 6,500 | --- | --- | --- | --- | --- | --- | 1,690,162 |
| PPABOR | P.P.A. S.A. (CR) | --- | --- | --- | --- | --- | --- | --- | 100,287 |
| TPEIRBOR | PIRAEUS FINANCIAL HOLD (CR) | 53,000 | --- | --- | --- | --- | --- | --- | 11,879,436 |
| PPCBOR | PPC (CR) | 2,000 | --- | --- | --- | --- | --- | --- | 3,313,644 |
| PROFBOR | PROFILE SA (CR) | --- | --- | --- | --- | --- | --- | --- | 5,000 |
| QUESTBOR | QUEST HOLDINGS (CR) | 1,296 | --- | --- | --- | --- | --- | --- | 8,031 |
| PLATBOR | THRACE PLASTICS SA (CR) | --- | --- | --- | --- | --- | --- | --- | 1,596 |
| TITCBOR | TITAN (CB) | 10,500 | --- | --- | --- | --- | --- | --- | 163,837 |
| OLTHBOR | TPA SA (CR) | --- | --- | --- | --- | --- | --- | --- | 750 |
| VIOBOR | VIOHALCO SA/NV (CB) | --- | --- | --- | --- | --- | --- | --- | --- |

Stock Lending Notes

[1] - Multilateral contracts Lending or Borrowing as per Methods 8-1, 8-2 and 8-3-3 (According to ATHEX BoD Resolution No.17)

[2] - Billateral Contracts Lending or Borrowing as per Methods 8-3-1 and 8-3-2 & Contracts as per Method 4 (According to ATHEX BoD Resolution No.20)

[3] - The information concerning OTC Stock Borrowing Transactions is based on the statements of the Dematerialised Securities System (DSS) operators involved and refers to volumes that have been registered up until the previous working day.

[4] - Average Price (Volume weighted)

[5] - The Data concerning Open Interest before the start of trading session

## Sectors codification for listed companies

| | | | |
|---|---|---|---|
| 12003 - | ETF | 10101010 | Computer Services |
| 10101015 | Software | 10102030 | Computer Hardware |
| 15101010 | Telecommunications Equipment | 15102015 | Telecommunications Services |
| 20101010 | Health Care Facilities | 20102010 | Medical Equipment |
| 20103015 | Pharmaceuticals | 30101010 | Banks |
| 30202000 | Diversified Financial Services | 30202010 | Asset Managers & Custodians |
| 30202015 | Investment Services | 30204000 | Closed End Investments |
| 30302010 | Full Line Insurance | 30302015 | Insurance Brokers |
| 30302025 | Property and Casualty Insurance | 35101010 | Real Estate Holding and Development |
| 35101015 | Real Estate Services | 35102000 | Diversified REITs |
| 35102030 | Office REITs | 35102045 | Retail REITs. |
| 40201040 | Rental & Leasing Services: Consumer | 40202010 | Home Construction |
| 40202015 | Household Furnishings | 40202020 | Household Appliance |
| 40203040 | Electronic Entertainment | 40204020 | Clothing & Accessories |
| 40301010 | Entertainment | 40301030 | Publishing |
| 40301035 | Radio & TV Broadcasters | 40401010 | Diversified Retailers |
| 40401020 | Apparel Retailers | 40401025 | Home Improvement Retailers |
| 40401030 | Specialty Retailers | 40501010 | Airlines |
| 40501015 | Travel & Tourism | 40501020 | Casinos & Gambling |
| 40501025 | Hotels & Motels | 45101015 | Distillers & Vintners |
| 45101020 | Soft Drinks | 45102010 | Farming Fishing Ranching & Plantations |
| 45102020 | Food Products | 45103010 | Tobacco |
| 45201010 | Food Retailers & Wholesalers | 45201020 | Personal Products |
| 50101010 | Construction | 50101020 | Building Roof/Wallboard and Plumbing |
| 50101030 | Cement | 50101035 | Building Materials: Other |
| 50202010 | Electrical Components | 50203015 | Plastics |
| 50203030 | Containers & Packaging | 50204000 | Machinery: Industrial |
| 50204020 | Machinery: Construction & Handling | 50205010 | Industrial Suppliers |
| 50205020 | Back Office Support HR & Consulting | 50205030 | Forms & Bulk Printing Services |
| 50206015 | Commercial Vehicles & Parts | 50206030 | Marine Transportation |
| 50206060 | Transportation Services | 55101000 | Diversified Materials |
| 55101020 | Textile Products | 55102000 | General Mining |
| 55102010 | Iron & Steel | 55102015 | Metal Fabricating |
| 55102035 | Aluminum | 60101020 | Oil Refining and Marketing |
| 65101010 | Alternative Electricity | 65101015 | Conventional Electricity |
| 65102000 | Multi-Utilities | 65102030 | Water |

ATHEXGROUP
Athens Exchange Group

Λεωφ. Αθηνών 110 I 104 42 Αθήνα
110 Athinon Ave I 104 42 Athens GR
**T** +30 210 3366 800
www.athexgroup.gr