

25

Ημερήσιο Δελτίο  
Συναλλακτικής Δραστηριότητας

Daily Official List  
of Trading Activity



**Disclaimer:**

Hellenic Exchanges-Athens Stock Exchange S.A endeavours to ensure that the data and other material ("Information") presented on the Daily Official List are accurate and complete, but it is not liable for any errors or omissions of data or /and for the accuracy, credibility, updating and completeness of the aforesaid information nor it has any liability arising directly or indirectly from the use of the above Information.

The Company is not liable for the accuracy of the data included in listed companies' announcements. Only the sender of such an announcement is fully and solely liable for any infringement of third party's rights from the content of such announcement, All contents of the Daily Official List are provided only for information purposes and do not constitute investment advice or solicitation to invest in securities or other products listed for trading on the Exchange.

You acknowledge and agree that the Company is the owner of any property rights related to any Information appearing on the Daily Official List including intellectual property rights copyright, trademarks, etc.

The above data are a property of the Hellenic Exchanges-Athens Exchange and are copyright protected. Users are forbidden to reproduce, modify, copy, sale, transmit or redistribute, by all reproduction means and methods, part or the whole of the above data, without reference to their source.

The commercial exploitation of these data is, also, forbidden by third parties. Hellenic Exchanges-Athens Exchange does not carry any responsibility, direct or indirect, derived from usage or accidental alteration of the above data when used by third parties.

---

**Hellenic Exchanges – Athens Stock Exchange S.A.**

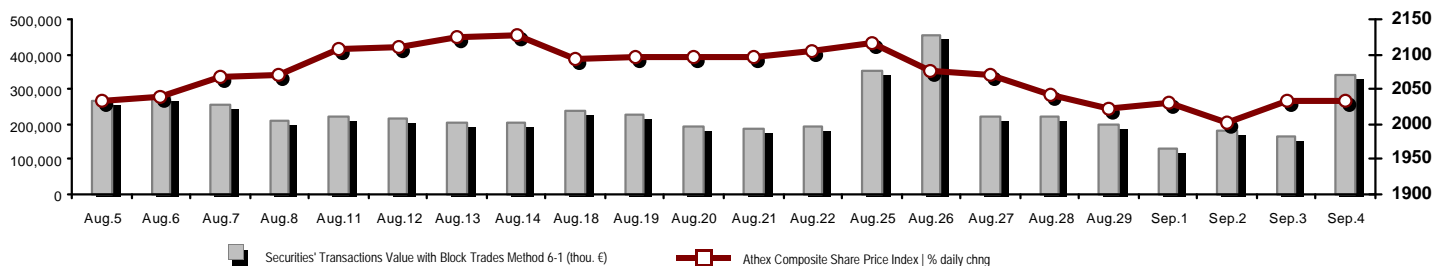
110 Athinon Ave.,10442 Athens, Tel: (210) 33.66.800, Fax: (210) 32.13.938

[www.athexgroup.gr](http://www.athexgroup.gr)

---

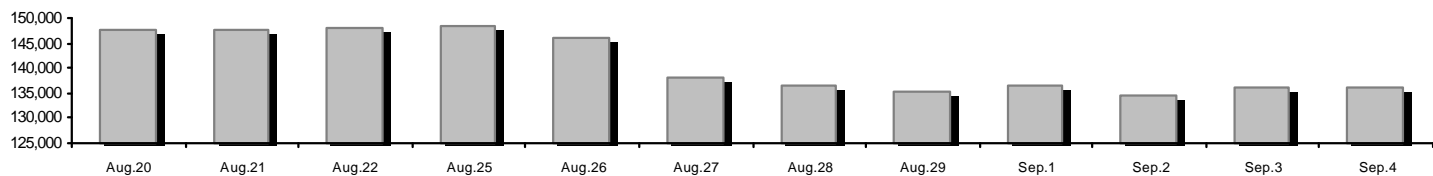
## Summary of Markets

Athex Composite Share Price Index vs Shares and Derivatives Transactions Value

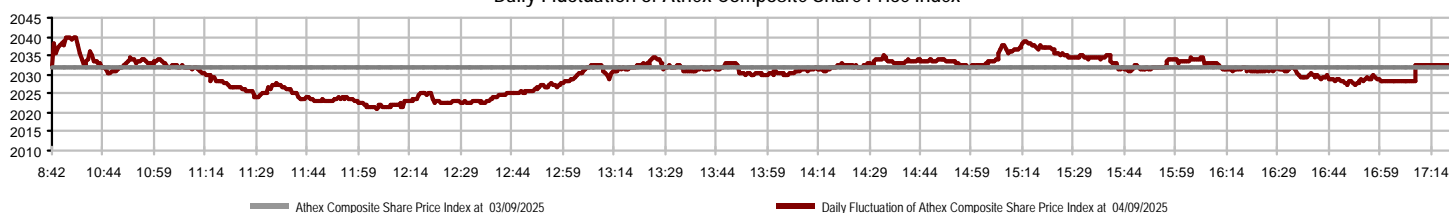


Athex Capitalisation (mill. €) **: 136,188.45	Derivatives Total Open Interest: 755,629
Daily change: mill. €   %: -34.87 -0.03%	in Index Futures   % daily chng: 9,256 2.47%
Yearly Avg Capitalisation: mill. €   % chng prev year Avg: 121,748.99 23.37%	in Stock Futures   % daily chng: 740,422 0.10%
Athex Composite Share Price Index   % daily chng: 2,032.51 0.02%	in Index Options   % daily chng: 4,638 7.39%
Athex Composite Share Price Index Capitalisation (mill. €): 126,255.74	in Stock Options   % daily chng: 1,313 1.16%
Daily change (mill. €): -25.92	
Securities' Transactions Value with Block Trades Method 6-1 (thou. €): 338,897.74	Derivatives Contracts Volume: 33,280
Daily change: %: 171,670.38 102.66%	Daily change: pieces   %: 1,736 5.50%
YtD Avg Trans. Value: thou. €   % chng prev year Avg: 205,746.64 49.76%	YtD Avg Derivatives Contracts % chng prev year Avg: 45,014 20.97%
Blocks Transactions Value of Method 6-1 (thou. €): 182,096.76	Derivatives Trades Number: 1,521
Blocks Transactions Value of Method 6-2 & 6-3 (thou. €): 0.00	Daily change: number   %: -574 -27.40%
Bonds Transactions Value (thou.€): 958.92	YtD Avg Trades number % chng prev year Avg: 2,203 20.93%
Securities' Transactions Volume with Block Trades Method 6-1 (thou. Pieces): 52,141.87	Lending Total Open Interest: 379,051
Daily change: thou. pieces   %: 23,106.17 79.58%	Daily change: pieces   %: -15,716 -3.98%
YtD Avg Volume: % chng prev year Avg: 42,279.96 45.33%	Lending Volume (Multilateral/Bilateral): 58,500
Blocks Transactions Volume of Method 6-1 (thou. Pieces): 26,935.59	Daily change: pieces   %: -800
Blocks Transactions Volume of Method 6-2 & 6-3 (thou. Pieces): 0.00	Multilateral Lending: 8,900
Bonds Transactions Volume: 954,000	Bilateral Lending: 49,600
Securities' Trades Number with Block Trades Method 6-1: 44,324	Lending Trades Number: 7
Daily change: number   %: -2,372 -5.08%	Daily change: %: -4
YtD Avg Trades number % chng prev year Avg: 48,785 34.68%	Multilateral Lending Trades Number: 4
Number of Blocks Method 6-1: 30	Bilateral Lending Trades Number: 3
Number of Blocks Method 6-2 & 6-3: 0	
Number of Bonds Transactions: 160	

Athex Capitalisation (mill. €) \*\*



Daily Fluctuation of Athex Composite Share Price Index



## Athex Indices

Index name	04/09/2025	03/09/2025	pts.	%	Min	Max	Year min	Year max	Year change
Athex Composite Share Price Index	2,032.51 #	2,032.17	0.34	0.02%	2,021.20	2,039.94	1,455.08	2,135.29	38.30% #
Athex Composite Index Total Return Index	3,972.26 #	3,971.60	0.66	0.02%	3,950.15	3,986.79	2,755.49	4,172.25	42.92% #
Athex ESG Index	2,393.40 #	2,392.79	0.61	0.03%	2,379.41	2,402.11	1,676.07	2,516.67	42.63% #
ATHEX Small Cap Price Index	2,291.33 #	2,281.67	9.66	0.42%	2,281.67	2,306.18	1,985.84	2,398.59	--- -
ATHEX Alternative Market Price Index	17,889.55 €	18,109.30	-219.75	-1.21%	17,751.91	18,145.41	13,631.97	19,447.43	18.49% #
FTSE/Athex Large Cap	5,116.43 #	5,113.67	2.76	0.05%	5,084.10	5,132.82	3,550.72	5,382.99	43.30% #
FTSE/Athex Mid Cap Index	2,906.19 €	2,913.04	-6.85	-0.24%	2,896.87	2,925.13	2,262.76	3,029.36	24.52% #
FTSE/ATHEX High Dividend Yield Index	5,013.76 €	5,017.28	-3.52	-0.07%	4,995.22	5,040.76	3,928.87	5,211.39	24.70% #
FTSE/Athex Market Index	1,209.83 #	1,209.70	0.13	0.01%	1,203.11	1,214.59	850.04	1,273.00	42.14% #
FTSE/Athex Banks	2,213.90 €	2,216.40	-2.50	-0.11%	2,190.48	2,225.01	1,278.63	2,364.56	72.15% #
FTSE/ATHEX TECHNOLOGY & TELECOMMUNICAT	6,401.54 €	6,420.30	-18.76	-0.29%	6,380.10	6,452.60	5,244.36	6,689.27	12.91% #
FTSE/ATHEX FINANCIAL SERVICES	10,366.11 €	10,376.25	-10.14	-0.10%	10,256.86	10,416.50	6,002.57	11,062.09	71.78% #
FTSE/ATHEX REAL ESTATE	5,342.52 €	5,372.18	-29.66	-0.55%	5,337.42	5,414.56	4,359.91	5,560.52	9.49% #
FTSE/ATHEX CONSUMER DISCRETIONARY	6,122.55 #	6,082.93	39.62	0.65%	6,079.14	6,122.55	4,770.42	6,429.79	21.59% #
FTSE/ATHEX CONSUMER STAPLES	8,814.89 #	8,754.87	60.02	0.69%	8,754.87	8,843.05	6,653.46	9,184.21	31.78% #
FTSE/ATHEX INDUSTRIALS	8,161.22 €	8,192.62	-31.40	-0.38%	8,142.10	8,232.90	6,534.30	8,557.74	14.02% #
FTSE/ATHEX BASIC MATERIALS	6,185.12 €	6,253.76	-68.64	-1.10%	6,176.83	6,271.47	4,549.74	6,696.99	23.27% #
FTSE/ATHEX ENERGY & UTILITIES	6,553.95 €	6,595.73	-41.78	-0.63%	6,530.33	6,641.22	4,945.68	6,917.59	31.63% #
Athex All Share Index	455.81 €	455.92	-0.11	-0.02%	455.81	455.81	340.27	474.06	34.28% #
Hellenic Mid & Small Cap Index	2,626.97 €	2,637.71	-10.74	-0.41%	2,621.14	2,645.08	2,005.36	2,736.27	24.10% #
FTSE/Athex Large Cap Total Return	9,081.00 #	9,076.10	4.90	0.05%			6,199.42	9,511.36	47.78% #
FTSE/Athex Mid Cap Total Return	4,093.50 €	4,103.15	-9.65	-0.24%			3,153.97	4,246.28	28.01% #
MSCI GREECE REBASED	8,450.04 #	8,444.63	5.41	0.06%	8,378.03	8,490.73	5,512.03	8,975.75	51.93% #
Hellenic Corporate Bond Index	143.34 #	143.25	0.09	0.06%			138.48	143.39	3.07% #
Hellenic Corporate Bond Price Index	94.42 #	94.37	0.05	0.06%			93.11	94.58	0.53% #

Note 1: FTSE/Med 100, Hellenic Corporate Bond Price Index and Hellenic Corporate Bond Index closing prices refer to the previous trading day of 02/09/2025.

Note 2: The Hellenic Mid & Small Cap Index is a Customized index calculated by the Athens Exchange.

## Analytic Figures for Athex Market's Boards and Categories

	Total Traded Securities	Main Market	Surveillance	Exchange Traded Funds (ETFs)
Totals	122	121	0	1
Gain / Lose / Same:	40 / 63 / 19	39 / 63 / 19	0 / 0 / 0	1 / 0 / 0
Athex Capitalisation (mill. €) **	136,188.45	136,184.94	3.52	
Daily Average Trans/ons Value(thou.€)	205,746.64	205,708.58	21.90	327.91
Transactions Value	338,897.74	338,666.84	0.00	230.90
Main Board:	156,800.98	156,570.08	0.00	230.90
Blocks Board 6_2_3:	182,096.76	182,096.76	0.00	0.00
Forced Sales Board:	0.00	0.00	0.00	0.00
Special Terms Board:	0.00	0.00	0.00	0.00
Daily Average Transactions Volume	42,279,956	42,250,924	73,119	7,493
Transactions Volume	52,141,869	52,137,348	0	4,521
Main Board:	25,206,279	25,201,758	0	4,521
Blocks Board 6_2_3:	26,935,590	26,935,590	0	0
Forced Sales Board:	0	0	0	0
Special Terms Board:	0	0	0	0
Daily Average Number of Trades	48,785	48,621	36	129
Number of Trades	44,324	44,199	0	125
Main Board:	44,294	44,169	0	125
Blocks Board 6_2_3:	30	30	0	0
Forced Sales Board:	0	0	0	0
Special Terms Board:	0	0	0	0

## Trading Details by Athex Sectors and Financial Instruments (ETFs)

Code	Sectors	Gain / Lose / Same	Number of Trades	Transactions Volume	Transactions Value	% of Total Trans. Value
3010	- Banks	3 / 4 / 1	19,104	44,616,068	277,067,251.95	81.76%
5510	- Basic Resources	4 / 7 / 0	1,115	331,790	1,325,677.22	0.39%
5010	- Construction & Materials	2 / 9 / 2	2,649	966,744	6,042,146.54	1.78%
4020	- Consumer Products & Services	4 / 1 / 0	367	83,430	160,682.84	0.05%
6010	- Energy	0 / 2 / 2	2,514	586,293	6,656,093.02	1.96%
12000	- Financial Instruments	1 / 0 / 0	125	4,521	230,898.33	0.07%
3020	- Financial Services	1 / 3 / 1	859	384,634	2,619,522.85	0.77%
4510	- Food Beverage & Tobacco	3 / 3 / 1	992	154,752	2,885,689.85	0.85%
2010	- Health Care	0 / 3 / 0	137	79,222	78,691.55	0.02%
5020	- Industrial Goods & Services	5 / 8 / 2	1,691	363,744	2,910,749.15	0.86%
3030	- Insurance	1 / 0 / 0	407	216,775	1,106,335.36	0.33%
4030	- Media	2 / 1 / 0	618	228,746	1,121,627.46	0.33%
4520	- Personal Care, Drug & Grocery Stores	2 / 0 / 0	498	36,872	491,701.18	0.15%
3510	- Real Estate	1 / 6 / 6	1,544	656,220	2,763,525.56	0.82%
4040	- Retail	4 / 3 / 1	1,925	396,307	7,133,529.12	2.10%
1010	- Technology	2 / 8 / 0	1,434	432,698	1,879,358.92	0.55%
1510	- Telecommunications	1 / 1 / 0	968	176,630	2,779,396.67	0.82%
4050	- Travel & Leisure	2 / 2 / 2	4,026	1,517,360	9,936,952.31	2.93%
6510	- Utilities	2 / 2 / 1	3,351	909,063	11,707,909.18	3.45%

## Top 10 best &amp; worst performing Shares

## Main Market

With positive Price change	Closing price	change	With negative Price change	Closing price	change
QUALITY & RELIABILITY SA (CR)	1.324	5.92% #	PERFORMANCE TECHNOLOGIES (CR)	5.99	-3.39% €
MEVACO SA (CR)	6.35	4.10% #	EKTER SA (CR)	2.265	-2.79% €
ALTER EGO MEDIA (CR)	5.98	2.05% #	DROMEAS SA (CR)	0.409	-2.62% €
INTERLIFE G.C.I.(CR)	5.1	2.00% #	MIG (CR)	3.88	-2.51% €
DOMIKI KRITIS SA (CR)	2.32	1.75% #	ELASTRON (CR)	2.39	-2.45% €
TZIRAKIAN PROFIL (CR)	1.515	1.68% #	IKTINOS HELLAS SA (CR)	0.4875	-2.31% €
JUMBO SA (CR)	30.42	1.67% #	ALUMIL (CR)	5.18	-2.26% €
UNIBIOS (CR)	2.82	1.44% #	MOTOR OIL (CR)	24.48	-1.84% €
AUTOHELLAS SA (CR)	11.36	1.43% #	LAVIPHARM SA (CR)	0.8	-1.84% €
PIRAEUS FINANCIAL HOLD (CR)	6.85	1.21% #	INTRACOM HOLDINGS (CR)	3.44	-1.71% €
With the highest Transactions Value	Value (thou. €)	change	With the highest Transactions Volume	Volume	change
BANK OF CYPRUS (CR)	194,480.89	-0.79% €	BANK OF CYPRUS (CR)	26,865,066	-0.79% €
ALPHA BANK (CR)	22,228.23	0.35% #	EUROBANK HOLDINGS (CR)	6,805,436	-0.03% €
EUROBANK HOLDINGS (CR)	22,074.76	-0.03% €	ALPHA BANK (CR)	6,413,330	0.35% #
NATIONAL BANK (CR)	20,116.04	-1.28% €	PIRAEUS FINANCIAL HOLD (CR)	2,482,549	1.21% #
PIRAEUS FINANCIAL HOLD (CR)	16,916.25	1.21% #	NATIONAL BANK (CR)	1,632,093	-1.28% €
OPAP (CR)	7,934.31	0.10% #	INTRALOT (CR)	1,035,113	0.00% -
JUMBO SA (CR)	6,501.68	1.67% #	HELLENIQ ENERGY (CR)	440,743	-1.09% €
PPC (CR)	5,481.81	-1.34% €	OPAP (CR)	415,452	0.10% #
METLEN PLC (CR)	4,572.74	0.19% #	PPC (CR)	390,903	-1.34% €
HELLENIQ ENERGY (CR)	3,614.54	-1.09% €	ADMIE (IPTO) HOLDING S.A. (CR)	369,373	0.46% #

Note: Stocks that are not included in the "Under Supervision" category, and the transactions value is more than 10,000 €.

## Derivatives Summary

	Number of Trades	Volume	Open Interest
<b>Index Futures</b>	<b>183</b>	<b>982</b>	<b>9,256</b>
FTSE/Athex Banks	5	30	2,147
FTSE/Athex Large Cap	178	952	7,109
MSCI GREECE REBASED	0	0	0
<b>Stock Futures</b>	<b>1,317</b>	<b>31,883</b>	<b>740,422</b>
ADMIE (IPTO) HOLDING S.A. (CR)	8	216	15,240
AEGEAN AIRLINES (CR)	11	43	4,364
AKTOR S.A. HOLDING CO. (CR)	18	1,197	71,564
ALPHA BANK (CR)	191	6,074	64,692
ATHENS INTL AIRPORT (CR)	5	5	212
AUTOHELLAS SA (CR)	1	5	446
AVAX S.A. (CR)	3	10	2,523
BANK OF CYPRUS (CR)	49	627	1,900
CC HBC AG (CR)	8	19	191
CENERGY HOLDINGS (CB)	4	20	8,985
CrediaBank (CR)	19	246	5,531
ELLAKTOR (CR)	5	47	5,833
ELVALHALCOR (CR)	19	163	3,578
EUROBANK HOLDINGS (CR)	109	1,818	42,774
EYDAP S.A. (CR)	3	10	8,827
FOURLIS (CR)	3	11	1,058
GEK TERNA (CR)	30	82	11,797
HELLENIC EXCHANGES-A.S.E. (CR)	5	14	2,076
HELLENIQ ENERGY (CR)	6	33	5,313
INTRACOM HOLDINGS (CR)	49	339	14,609
INTRALOT (CR)	39	15,878	349,581
JUMBO SA (CR)	19	49	461
LAMDA DEVELOPMENT SA (CR)	47	196	9,892
METLEN PLC (CR)	13	42	2,270
MIG (CR)	7	15	147
MOTOR OIL (CR)	12	32	2,890
NATIONAL BANK (CR)	169	1,352	15,088
OPAP (CR)	18	70	2,091
OPTIMA BANK (CR)	3	15	311
OTE (CR)	5	51	2,500
P.P.A. S.A. (CR)	0	0	77
PIRAEUS FINANCIAL HOLD (CR)	296	2,314	51,159
PPC (CR)	110	441	24,034
QUEST HOLDINGS (CR)	0	0	184
TITAN (CB)	4	12	1,251
VIOHALCO SA/NV (CB)	29	437	6,973
<b>Index Options</b>	<b>19</b>	<b>397</b>	<b>4,638</b>
FTSE/Athex Large Cap	19	397	4,638
<b>Stock Options</b>	<b>2</b>	<b>18</b>	<b>1,313</b>
ALPHA BANK (CR)	0	0	156
NATIONAL BANK (CR)	1	3	375
OPAP (CR)	0	0	368
OTE (CR)	0	0	144
PIRAEUS FINANCIAL HOLD (CR)	0	0	0
PPC (CR)	1	15	270
<b>Total Derivatives Traded</b>	<b>1,521</b>	<b>33,280</b>	<b>755,629</b>









Number of Outstanding Securities	Nominal Value	Dividends [1]			Date of Last Coupon		Note	Shares	Closing price	% change	Previous closing price/date	Open price	Price min	Price max	Last price	Avg price	Last Bid [7]	Last Ask [7]	P/E after tax	Year	Volume	Trades	Transactions Value[8]	Company Mkt Value (thou. €)	Year low	Year high	Sector[4]
<b>Main Market - Low Liquidity Class</b>																											
14,000,000	1.95	0.26	0.26	0.5	24/06/2025	26/03/2024	---	ALPHA REAL ESTATE (CR)	7.44	-0.27	€ 7.46	03/09/2025	7.5	7.38	7.5	7.38	7.456	59@7.38	---	---	2,857	49	21,302.82	104,160.00	6.16	7.7	35101015
244,737,498	0.500	0.03	0.02	0.03	02/04/2025	28/12/2023	---	TRASTOR REAL EST. INV. CO.(CR)	1.25	---	↘ 1.25	03/09/2025	1.27	1.26	1.28	1.28	1.27	1100@1.26	---	---	400	5	508.00	305,921.87	1.09	1.41	35102000
15,300,000	0.300	---	---	---	30/07/2009	13/12/1999	---	ATTICA PUBLICATIONS SA (CR)	1.13	-2.59	€ 1.16	03/09/2025	1.2	1.13	1.2	1.13	1.136	340@1.13	---	---	1,465	17	1,664.73	17,289.00	0.416	1.96	40301030
18,810,000	0.400	---	0.0381	---	21/10/2024	14/11/2007	---	VARVERIS - MODA BAGNO SA (CR)	4.71	0.21	# 4.7	03/09/2025	4.71	4.71	4.71	4.71	4.71	195@4.62	---	---	325	2	1,530.75	88,595.10	3.3	4.77	40401025
15,000,000	0.300	---	---	---	06/07/2007	18/07/2000	---	DAIOS PLASTICS SA (CR)	5.6	---	↘ 5.6	03/09/2025	---	---	---	---	---	200@5.05	---	---	---	---	---	84,000.00	3.28	5.6	50203015
86,735,980	0.310	---	0.02	---	22/07/2024	07/09/2023	---	ATHENS MEDICAL CENTER SA (CR)	2.08	-0.48	€ 2.09	03/09/2025	2.12	2.04	2.12	2.08	2.048	340@2.03	---	---	9,949	44	20,378.58	180,410.84	1.495	2.35	20101010
21,364,000	1.12	0.4	---	---	21/08/2023	08/03/2023	---	LAMPASA HOTEL SA (CR)	40	---	↘ 40	03/09/2025	40	40	40	40	40	250@39.80	---	---	435	4	17,400.00	854,560.00	35.6	41	40501025
38,566,621	0.700	---	---	---	21/07/2008	07/07/2025	---	MOUZAKIS (CR)	0.725	-2.03	€ 0.74	03/09/2025	0.73	0.72	0.73	0.72	0.727	3009@0.725	---	---	4,400	7	3,196.80	27,960.80	0.4524	0.76	55101020
42,500,000	1.00	---	0.0383	0.0538	02/09/2025	13/09/2023	---	MPL KEDROS (CR)	4.08	---	↘ 4.08	03/09/2025	4.06	4.06	4.09	4.08	4.078	200@4.01	---	---	1,775	13	7,239.25	173,400.00	3.74	4.12	35102000
6,340,000	0.600	0.1	0.2	0.23	12/12/2024	11/01/2024	---	NAKAS MUSIC	3.48	---	↘ 3.48	03/09/2025	3.54	3.54	3.54	3.54	3.54	100@3.22	---	---	12	1	42.48	22,063.20	2.8	3.54	40401030
27,379,200	0.980	0.45	0.5001	0.52	25/08/2025	29/08/2022	---	CRETE PLASTICS SA (CR)	16.2	---	↘ 16.2	03/09/2025	16.1	16.1	16.1	16.1	16.1	200@15.30	---	---	10	1	161.00	443,543.04	13.4	17.2	50203015
255,494,534	2.71	0.255	0.247	0.705	16/06/2025	30/09/2021	---	PRODEA (CR)	6.05	---	↘ 6.05	03/09/2025	6.1	5.95	6.1	6	6.035	3@6.00	---	---	997	5	6,017.00	1,545,741.93	5.25	6.7	35102000
4,181,450	0.500	---	---	---	21/08/2000	05/03/2002	---	FLOUR MILLS SARANTOPOULOS SA	1.07	---	↘ 1.07	03/09/2025	1.03	1.03	1.03	1.03	1.03	420@1.00	---	---	280	1	288.40	4,474.15	0.87	1.14	45102020

## Exchange Traded Funds (ETFs)

1,075,078	---	---	---	---	15/06/2016	---	---	ALPHA ETF FTSE Athex Large Cap	51.09	0.12	# 51.03	03/09/2025	51.03	50.81	51.3	51.09	51.072	20@51.00	---	---	4,521	125	230,898.33	---	34.86	53.84	12003
-----------	-----	-----	-----	-----	------------	-----	-----	--------------------------------	-------	------	---------	------------	-------	-------	------	-------	--------	----------	-----	-----	-------	-----	------------	-----	-------	-------	-------

## Surveillance

8,321,682	0.670	---	---	---	17/08/2007	23/11/1999	---	N. LEVENTERIS (CR)	0.35	---	↘ 0.35	03/09/2025	---	---	---	---	---	---	500@0.350	---	2024	---	---	---	3,517.54	0.19	0.374	55102010
2,160,524	0.670	---	---	---	03/12/2018	23/11/1999	---	N. LEVENTERIS (PR)	0.28	---	↘ 0.28	03/09/2025	---	---	---	---	---	---	230@0.290	---	2024	---	---	---	3,517.54	0.183	0.308	55102010

## Suspension Status

143,108,161	0.970	1.24	1.5531	1.5294	26/06/2025	07/07/2017	---	METLEN ENERGY & METALS (CR)	52.7	---	↘ 52.7	22/08/2025	---	---	---	---	---	100@49.00	---	---	---	---	---	7,541,800.08	32.82	56.7	65102000	
13,191,620	0.620	---	---	---	04/08/2010	09/09/2002	5232	YALCO - CONSTANTINOU (CR)	0.16	---	↘ 0.16	30/05/2025	---	---	---	---	---	---	26032@0.162	---	---	---	---	---	2,110.66	0.144	0.162	40202020
17,579,754	4.16	---	---	---	18/08/2006	02/08/2010	---	BIOTER SA (CR)	0.206	---	↘ 0.206	30/05/2025	---	---	---	---	---	---	---	---	---	---	---	---	3,621.43	0.18	0.29	50101010
3,961,300	1.28	---	---	---	29/06/2004	03/08/2000	5248	DUROS SA (CR)	0.25	---	↘ 0.25	24/04/2023	---	---	---	---	---	---	---	---	---	---	---	---	990.33	0.25	0.25	40204020
51,754,364	0.300	---	---	---	23/12/2003	24/01/2007	5197	SELECTED TEXT. IND. ASSOC (CR)	0.132	---	↘ 0.132	31/10/2024	---	---	---	---	---	---	---	---	---	---	---	---	6,831.58	0.132	0.132	55101020
6,700,000	0.800	0.047	0.047	---	23/07/2024	29/05/2014	---	MILLS KEPENOS (CR)	1.93	---	↘ 1.93	22/08/2025	---	---	---	---	---	204010@1.93	---	---	---	---	---	---	12,931.00	1.6	2.1	45102020
15,842,391	1.51	---	---	---	15/07/2009	12/05/2000	5141	BITROS HOLDING SA (CR)	0.51	---	↘ 0.51	30/05/2025	---	---	---	---	---	---	---	---	---	---	---	---	8,079.62	0.46	0.77	55102010
28,438,268	0.070	---	---	---	21/08/2006	24/11/1999	5253	SPIROY AGRICULTURE SA (CR)	0.138	---	↘ 0.138	30/05/2025	---	---	---	---	---	---	---	---	---	---	---	---	3,924.48	0.125	0.176	45102010

## Shares' Notes

Code	Note text
( )	- Adjusted dividends.
*	- Last adjusted closing price.
[1]	- Net dividends.
[2]	- The "Date of Last Coupon" for New listings refers to the date company's stocks started to trade in Athex
[3]	- The Company Market Value is referred to the number of outstanding shares
[4]	- Sectors codification can be found in Appendix A
[5]	- The Market Value refers to the total number of shares listed (including their several classes) in the exchange by the company.
[6]	- P/E greater than 100
[7]	- Last view of the Order Book before the end of the trading session
[8]	- All Blocks Methods' Transactions Value are included.
5093	- Transfer to the Surveillance Category as of 8/4/2015.
5141	- Transfer to the Surveillance Category as of 10/05/2017.
5160	- Transfer to the Surveillance Category as of 15/04/2016.
5165	- Transfer to the Surveillance Category as of 15/02/2018.
5193	- Transfer to the Surveillance Category as of 25/10/2018.
5197	- Transfer to the Surveillance Category as of 07/11/2018.
5232	- Transfer to the Under Surveillance Category from 08/04/2011.
5248	- Transfer to the Surveillance Category as of 06/09/20116.
5253	- Transfer to the Surveillance Category as of 14/5/2021.

## Securities Blocks Details

Securities	Block Volume	Price	Block Trade Value	Time of approval	Note
INTRALOT (CR)	500,000	1.19	595,000.00	11:04:47	20
NATIONAL BANK (CR)	75,000	12.30	922,500.00	11:16:52	20
GEK TERNA (CR)	9,370	22.26	208,576.20	11:19:41	20
HELLENIC EXCHANGES-A.S.E. (CR)	25,000	6.95	173,750.00	11:48:25	20
HELLENIC EXCHANGES-A.S.E. (CR)	25,000	6.95	173,750.00	11:48:47	20
HELLENIC EXCHANGES-A.S.E. (CR)	50,000	6.95	347,500.00	11:49:02	20
EUROBANK HOLDINGS (CR)	381,470	3.23	1,233,673.98	12:18:37	20
ALPHA BANK (CR)	500,000	3.44	1,718,500.00	12:29:31	20
ADMIE (IPTO) HOLDING S.A. (CR)	100,000	3.28	328,000.00	12:40:40	20
BANK OF CYPRUS (CR)	100,000	7.37	737,000.00	13:06:39	20
EUROBANK HOLDINGS (CR)	200,000	3.25	650,000.00	13:21:03	20
AKTOR S.A. HOLDING CO. (CR)	100,000	7.78	778,000.00	14:08:48	20
JUMBO SA (CR)	50,000	30.27	1,513,500.00	14:21:28	20
BANK OF CYPRUS (CR)	17,811,244	7.20	128,240,956.80	15:06:44	20
BANK OF CYPRUS (CR)	865,000	7.20	6,228,000.00	15:08:37	20
BANK OF CYPRUS (CR)	3,400,500	7.20	24,483,600.00	15:10:16	20
BANK OF CYPRUS (CR)	45,000	7.20	324,000.00	15:11:54	20
BANK OF CYPRUS (CR)	55,000	7.20	396,000.00	15:12:39	20
BANK OF CYPRUS (CR)	50,000	7.20	360,000.00	15:14:11	20
BANK OF CYPRUS (CR)	75,000	7.20	540,000.00	15:14:57	20
BANK OF CYPRUS (CR)	100,000	7.20	720,000.00	15:16:29	20
NATIONAL BANK (CR)	50,000	12.34	617,000.00	15:45:27	20
PPC (CR)	50,000	14.00	700,000.00	16:05:48	20
JUMBO SA (CR)	30,000	30.27	908,100.00	16:31:09	20
EUROBANK HOLDINGS (CR)	600,000	3.24	1,946,400.00	16:34:33	20
ALPHA BANK (CR)	530,000	3.47	1,840,160.00	16:34:54	20
NATIONAL BANK (CR)	50,000	12.33	616,500.00	16:42:36	20
ALPHA BANK (CR)	500,000	3.46	1,732,000.00	16:42:43	20
ALPHA BANK (CR)	500,000	3.46	1,731,500.00	16:43:38	20
NATIONAL BANK (CR)	108,006	12.34	1,332,794.04	17:00:58	20

## Blocks Notes

9 - Method 6-1 / Special Fees

10 - Method 6-1 / Special Fees, SDS

14 - Method 6-3 / Settlement, Incomplete Buy and Sell

18 - Method 6-2 / SPOT 1

19 - Method 6-2 / SPOT 2

20 - Method 6-1 and Method 6-1 Same Day Settlement

21 - Other Pre-agreed

**Shares Rights Details**

Occured date	Exercise from	Exercise until	Trading until	Rights	Price min	Price max	Closing price	Last Bid	Last Ask	Volume	Trades	Transactions Value
--------------	---------------	----------------	---------------	--------	-----------	-----------	---------------	----------	----------	--------	--------	--------------------

No Rights Transactions.

---

**Forced Sales Details**

---

Securities	Category of Security	Transactions Volume	Number of Trades	Transactions Value	Note
------------	----------------------	------------------------	---------------------	-----------------------	------

---

No Forced Transactions.

---

---

**Forced Sales Notes**

---

- 1 - Compulsory Public Forced Sales
- 2 - Forced Sales of Fixed Registered Shares
- 3 - Forced Sales of Remaining Fractional Shares

## Exchange Traded Funds (ETFs) Characteristics

	Transactions Date (T)	Creation / Redemption	Units (T-1)	New Units (T-1)	Redemptio n Units (T-	Units (T) [1]	Fund Assets [2]	Net Unit Price	Dividend per Unit	Dividend Date
ALPHA ETF FTSE Athex Large Cap	04/09/2025	5,000	1,075,078	---	---	1,075,078	54,954,950.00	51.1172	1.15	01/07/2025

## ETFs Notes

[1] - Units (T) = Units (T-1) + New Units (T-1) - Redemption Units (T-1)

[2] - The Creation / Redemption Units of T-1 are included.



## Non Convertible Corporate Bonds - Regulated Market

Num Listed Bonds	Nominal price	Issue price	Today's Rate	Exp. Date	Duration (years)	Note	Coupon		Trading	Corporate Bonds	Accrued Int.	Yield.T.Mat	Price min	Price max	Closing price	Previous closing price/date	Volume	Transactions Value	Last order		Date	ear min	Year max	
							Common	Preferred											Price	Buy / Sell				
250,000	1,000.00	1,000.00	2.45	16/11/2028	7	---	8	---	1	ELVALHALCOR S.A. (Non Convertible)	7.8264	3.0880	97.2500	97.5000	97.2567	97.6000	03/09/2025	99,000	97,096.69	97.5000	B	34/09/2025	93.6975	98.2000
320,000	1,000.00	1,000.00	3.40	21/07/2027	7	---	11	---	1	LAMDA DEVELOPMENT S.A. (Non Convertible)	4.6278	2.8750	100.0000	100.4000	100.0301	99.9000	03/09/2025	69,000	69,340.12	99.8500	B	34/09/2025	97.6000	100.4900
200,000	1,000.00	1,000.00	2.10	27/10/2027	7	---	10	---	1	O.P.A.P. S.A. (Non Convertible)	7.7583	2.4900	98.3100	98.9000	98.6645	98.7500	03/09/2025	11,000	10,938.44	98.6500	B	34/09/2025	96.0100	99.4500
200,000	1,000.00	1,000.00	1.90	23/03/2028	7	---	9	---	1	MOTOR OIL CORINTH REFINERIES SA (Non Convertible)	8.8667	2.6350	97.4500	97.8000	97.6729	97.5030	03/09/2025	35,000	34,495.83	97.5000	B	34/09/2025	93.5278	98.8000
100,000	1,000.00	1,000.00	4.40	26/07/2029	7	---	7	---	1	CPLP SHIPPING HOLDINGS PLC (Non Convertible)	5.1333	3.2190	102.4000	103.0000	102.5705	102.1840	03/09/2025	61,000	62,881.13	102.2100	B	34/09/2025	100.4600	105.2895
199,375	1,000.00	1,000.00	3.60	12/03/2026	7	---	13	---	1	AEGEAN AIRLINES S.A. (Non Convertible)	18.0000	2.8660	---	---	---	100.0290	03/09/2025	---	---	100.1000	B	34/09/2025	99.2676	101.0000
150,000	1,000.00	1,000.00	2.60	22/10/2026	7	---	12	---	1	TERNA ENERGY FINANCE S.A. (Non Convertible)	10.0389	2.7260	99.3100	99.4200	99.3902	99.4000	03/09/2025	115,000	115,453.17	99.3100	B	34/09/2025	97.6272	100.0000
100,000	1,000.00	1,000.00	2.80	25/01/2027	5	---	8	---	1	PREMIA S.A. (Non Convertible)	3.5000	3.2120	98.9000	99.2500	99.0000	98.5200	03/09/2025	61,000	60,691.00	98.9500	B	34/09/2025	96.2000	99.5799
500,000	1,000.00	1,000.00	2.75	03/07/2027	7	---	11	---	1	GEK TERNA S.A. (Non Convertible)	5.1181	3.0870	98.5000	99.2000	98.6291	99.0000	03/09/2025	127,000	126,141.89	98.9000	B	34/09/2025	96.5000	99.9800
150,000	1,000.00	1,000.00	2.65	22/10/2026	5	---	8	---	1	CPLP SHIPPING HOLDINGS PLC (Non Convertible)	10.2319	2.9390	99.3400	99.3400	99.3400	99.2820	03/09/2025	1,000	1,003.63	99.2000	B	34/09/2025	97.3000	99.9000
250,000	1,000.00	1,000.00	3.70	04/07/2032	7	---	1	---	1	AEGEAN AIRLINES S.A. (Non Convertible)	6.7833	3.2090	102.1001	102.9500	102.6667	102.1100	03/09/2025	21,000	21,702.46	102.2100	B	34/09/2025	100.4000	104.0000
120,000	1,000.00	1,000.00	2.65	06/12/2028	7	---	8	---	1	NOVAL PROPERTY REIC (Non Convertible)	6.9194	2.9450	98.0000	98.2200	98.2200	98.3500	03/09/2025	44,000	43,499.66	98.2200	B	34/09/2025	94.2301	99.9900
300,000	1,000.00	1,000.00	2.30	14/12/2028	7	---	8	---	1	GEK TERNA S.A. (Non Convertible)	5.3667	2.7500	97.0000	97.9000	97.9000	97.1170	03/09/2025	23,000	22,541.43	97.8990	B	34/09/2025	92.9502	98.8900
100,000	1,000.00	1,000.00	2.95	11/02/2027	5	---	8	---	1	SAFE BULKERS PARTICIPATIONS PLC (Non Convertible)	2.2944	3.0260	---	---	---	99.4440	03/09/2025	---	---	99.2000	B	34/09/2025	96.7794	100.2000
500,000	1,000.00	1,000.00	4.00	10/07/2030	7	---	5	---	1	METLEN ENERGY & METALS S.A. (Non Convertible)	6.6667	2.9710	103.1500	103.3800	103.3000	103.2900	03/09/2025	39,000	40,548.60	103.3000	B	34/09/2025	100.4600	103.9600
99,697	1,000.00	1,000.00	5.50	15/12/2028	5	---	4	---	1	IDEAL HOLDINGS S.A. (Non Convertible)	12.8333	3.6260	104.5100	104.5500	104.5300	104.9990	03/09/2025	4,000	4,232.53	104.5300	B	34/09/2025	102.5039	106.3000
200,000	1,000.00	1,000.00	4.25	23/01/2029	5	---	4	---	1	AUTOHELLAS S.A. (Non Convertible)	5.5486	3.0740	---	---	---	102.9900	03/09/2025	---	---	101.8000	B	34/09/2025	100.0000	103.2000
130,000	1,000.00	1,000.00	6.00	27/02/2029	5	---	4	---	1	INTRALOT S.A. (Non Convertible)	2.0000	4.2700	104.0000	104.7500	104.1000	104.6400	03/09/2025	161,000	168,205.71	104.1000	B	34/09/2025	101.0000	105.0000
300,000	1,000.00	1,000.00	2.30	20/07/2028	7	---	9	---	1	PRODEA REIC S.A. (Non Convertible)	3.1306	3.4040	96.1000	96.5000	96.2000	96.0150	03/09/2025	83,000	80,147.34	96.2000	B	34/09/2025	93.5001	97.4000

## Corporate Bonds Notes

Transactions Volume = (Pieces) \* (Nominal Price). Transactions Value = (Pieces) \* (Nominal Price) \* (price %) + (Accrued interest).

The price of a Bond is stated as a percentage (%) of Bond's Nominal Price.

Nominal Price in Euros (€), except if it is noted differently.

## Government Bonds

Number Listed Bonds	Nominal price	Today's Rate	Accrued Interest Calc	Exp. Date [1]	Duration (years)	Note	Coupons Date	Curr. coupon value	Trading Unit	Government Bonds	Price min	Price max	Closing price	Previous closing price/date	Volume	Transactions Value	Price	Last order Buy / Sell	Date
4,000,000	1,000.00	4.13	Actual/Actual	15/06/2054	30	---	15/06	4.13	1	GGB-FXD-150654-30Y-4.125-1.000	---	---	---	---	---	---	---	---	---
4,700,000	1,000.00	1.88	Actual/Actual	04/02/2035	15	---	04/02	1.88	1	GGB-FXD-040235-15Y-1.875-1.000	---	---	---	---	---	---	---	---	---
6,000,000	1,000.00	0.75	Actual/Actual	18/06/2031	10	---	18/06	0.75	1	GGB-FXD-180631-10Y-0.750-1.000	---	---	---	---	---	---	---	---	---
3,600,000	1,000.00	3.88	Actual/Actual	15/06/2028	5	---	15/06	3.88	1	GGB-FXD-150628-05Y-3.875-1.000	---	---	---	---	---	---	---	---	---
5,962,747,327	1.00	3.75	Actual/Actual	30/01/2028	10	---	/02 - 02/02 - 31/	3.75	1	GGB-FXD-300128-10Y-3.750-1.000	---	---	---	85.4610 13/07/2018	---	---	1.0000	B	28/11/2018
7,067,309,386	1.00	3.90	Actual/Actual	30/01/2033	15	---	/02 - 02/02 - 31/	3.90	1	GGB-FXD-300133-15Y-3.900-1.000	---	---	---	78.6730 13/07/2018	---	---	1.0000	B	28/11/2018
5,622,848,349	1.00	4.00	Actual/Actual	30/01/2037	19	---	/02 - 02/02 - 31/	4.00	1	GGB-FXD-300137-19Y-4.000-1.000	---	---	---	77.0370 13/07/2018	---	---	1.0000	B	28/11/2018
5,476,770,669	1.00	4.20	Actual/Actual	30/01/2042	24	---	/02 - 02/02 - 31/	4.20	1	GGB-FXD-300142-24Y-4.200-1.000	---	---	---	77.7640 13/07/2018	---	---	1.0000	B	28/11/2018
4,950,000	1,000.00	3.38	Actual/Actual	15/06/2034	10	---	15/06	3.38	1	GGB-FXD-150634-10Y-3.375-1.000	---	---	---	---	---	---	---	---	---
59,586,043	1.00	4.30	Actual/Actual	24/02/2026	14	---	24/02	4.30	1	GGB-FXD-240226-14Y-2.000-1.000	---	---	---	10.0000 22/06/2015	---	---	---	---	---
41,118,344	1.00	4.30	Actual/Actual	24/02/2027	15	---	24/02	4.30	1	GGB-FXD-240227-15Y-2.000-1.000	---	---	---	10.0000 22/06/2015	---	---	---	---	---
45,137,734	1.00	4.30	Actual/Actual	24/02/2028	16	---	24/02	4.30	1	GGB-FXD-240228-16Y-2.000-1.000	---	---	---	10.0000 22/06/2015	---	---	---	---	---
61,768,888	1.00	4.30	Actual/Actual	24/02/2029	17	---	24/02	4.30	1	GGB-FXD-240229-17Y-2.000-1.000	---	---	---	10.0000 22/06/2015	---	---	---	---	---
54,567,744	1.00	4.30	Actual/Actual	24/02/2030	18	---	24/02	4.30	1	GGB-FXD-240230-18Y-2.000-1.000	---	---	---	10.0000 22/06/2015	---	---	---	---	---
37,541,515	1.00	4.30	Actual/Actual	24/02/2031	19	---	24/02	4.30	1	GGB-FXD-240231-19Y-2.000-1.000	---	---	---	10.0000 22/06/2015	---	---	---	---	---
37,558,317	1.00	4.30	Actual/Actual	24/02/2032	20	---	24/02	4.30	1	GGB-FXD-240232-20Y-2.000-1.000	---	---	---	10.0000 22/06/2015	---	---	---	---	---
37,473,732	1.00	4.30	Actual/Actual	24/02/2033	21	---	24/02	4.30	1	GGB-FXD-240233-21Y-2.000-1.000	---	---	---	10.0000 22/06/2015	---	---	---	---	---
33,888,293	1.00	4.30	Actual/Actual	24/02/2034	22	---	24/02	4.30	1	GGB-FXD-240234-22Y-2.000-1.000	---	---	---	10.0000 22/06/2015	---	---	---	---	---
35,177,800	1.00	4.30	Actual/Actual	24/02/2035	23	---	24/02	4.30	1	GGB-FXD-240235-23Y-2.000-1.000	---	---	---	10.0000 22/06/2015	---	---	---	---	---
35,547,268	1.00	4.30	Actual/Actual	24/02/2036	24	---	24/02	4.30	1	GGB-FXD-240236-24Y-2.000-1.000	---	---	---	10.0000 22/06/2015	---	---	---	---	---
40,246,306	1.00	4.30	Actual/Actual	24/02/2037	25	---	24/02	4.30	1	GGB-FXD-240237-25Y-2.000-1.000	---	---	---	10.0000 22/06/2015	---	---	---	---	---
37,643,952	1.00	4.30	Actual/Actual	24/02/2038	26	---	24/02	4.30	1	GGB-FXD-240238-26Y-2.000-1.000	---	---	---	10.0000 22/06/2015	---	---	---	---	---
36,977,100	1.00	4.30	Actual/Actual	24/02/2039	27	---	24/02	4.30	1	GGB-FXD-240239-27Y-2.000-1.000	---	---	---	10.0000 22/06/2015	---	---	---	---	---
41,615,000	1.00	4.30	Actual/Actual	24/02/2040	28	---	24/02	4.30	1	GGB-FXD-240240-28Y-2.000-1.000	---	---	---	10.0000 22/06/2015	---	---	---	---	---
42,227,208	1.00	4.30	Actual/Actual	24/02/2041	29	---	24/02	4.30	1	GGB-FXD-240241-29Y-2.000-1.000	---	---	---	10.0000 22/06/2015	---	---	---	---	---
68,288,487	1.00	4.30	Actual/Actual	24/02/2042	30	---	24/02	4.30	1	GGB-FXD-240242-30Y-2.000-1.000	---	---	---	10.0000 22/06/2015	---	---	---	---	---
4,700,000	1,000.00	3.88	Actual/Actual	12/03/2029	10	---	12/03	3.88	1	GGB-FXD-120329-10Y-3.875-1.000	---	---	---	---	---	---	100.0000	B	15/10/2019
3,192,362	1,000.00	0.00	Actual/Actual	12/02/2026	5	---	12/02	0.00	1	GGB-FXD-120226-05Y-0.000-1.000	---	---	---	---	---	---	---	---	---
2,100,000	1,000.00	3.55	Actual/Actual	20/03/2026	7	---	20/03	3.55	1	GGB-FXD-200326-07Y-3.550-1.000	---	---	---	---	---	---	---	---	---
5,500,000	1,000.00	1.50	Actual/Actual	18/06/2030	10	---	18/06	1.50	1	GGB-FXD-180630-10Y-1.500-1.000	---	---	---	---	---	---	---	---	---
5,500,000	1,000.00	4.38	Actual/Actual	18/07/2038	15	---	18/07	4.38	1	GGB-FXD-180738-15Y-4.375-1.000	---	---	---	---	---	---	---	---	---
40,000	1,000.00	3.91	FLR Actual/360	18/09/2025	1	---	18/09 - 18/03	---	1	GGB-FLT-180925-01Y-3.915-1.000	---	---	---	---	---	---	---	---	---
5,364,250	1,000.00	3.25	Actual/Actual	20/03/2050	30	---	20/03	3.25	1	GGB-FXD-200350-30Y-3.250-1.000	---	---	---	---	---	---	---	---	---
4,250,000	1,000.00	3.63	Actual/Actual	15/06/2035	10	---	15/06	3.63	1	GGB-FXD-150635-10Y-3.625-1000.00	---	---	---	---	---	---	---	---	---
3,924,361	1,000.00	2.00	Actual/Actual	22/04/2027	7	---	22/04	2.00	1	GGB-FXD-220427-07Y-2.000-1.000	---	---	---	---	---	---	99.9000	B	22/04/2020

## Government Bonds Notes

Transactions Volume = (Pieces) \* (Nominal Price). Transactions Value = (Pieces) \* (Nominal Price) \* (price %) + (Accrued interest).

The Value of current coupon for the issues with NV 0.01 euro refers to NV 100 euros

FLR: Floating Interest Rate.

[1] - The Expiration Date of the interest bearing period and the Date for coupon payment.

## Government Bonds

Number Listed Bonds	Nominal price	Today's Rate	Accrued Interest Calc	Exp. Date [1]	Duration (years)	Note	Coupons Date	Curr. coupon value	Trading Unit	Government Bonds	Price min	Price max	Closing price	Previous closing price/date	Volume	Transactions Value	Price	Last order Buy / Sell	Date
2,298,012	1,000.00	1.88	Actual/Actual	23/07/2026	7	---	23/07	1.88	1	GGB-FXD-230726-07Y-1.875-1.000	---	---	---	---	---	---	---	---	---
4,900,000	1,000.00	4.25	Actual/Actual	15/06/2033	10	---	15/06	4.25	1	GGB-FXD-150633-10Y-4.250-1.000	---	---	---	---	---	---	---	---	---
3,500,000	1,000.00	1.88	Actual/Actual	24/01/2052	30	---	24/01	1.88	1	GGB-FXD-240152-30Y-1.875-1.000	---	---	---	---	---	---	---	---	---
3,700,000	1,000.00	1.75	Actual/Actual	18/06/2032	10	---	18/06	1.75	1	GGB-FXD-180632-10Y-1.750-1.000	---	---	---	---	---	---	---	---	---
2,200,000	1,000.00	1.13	FLR Actual/360	15/12/2027	5	---	- 15/03 - 15/09 -	---	1	GGB-FLT-151227-05Y-1.130-1.000	---	---	---	---	---	---	102.1600	B	30/12/2022

## Government Bonds Notes

Transactions Volume = (Pieces) \* (Nominal Price). Transactions Value = (Pieces) \* (Nominal Price) \* (price %) + (Accrued interest).

The Value of current coupon for the issues with NV 0.01 euro refers to NV 100 euros

FLR: Floating Interest Rate.

[1] - The Expiration Date of the interest bearing period and the Date for coupon payment.

Treasury Bills & Zero Coupon Government Bonds

Issue Date	13-Week Maturity									26-Week Maturity									52-Week Maturity								
	Exp. Date	Initial Rate	Num Listed Bonds	Nominal price	Issue price	Last Trade Price	Last Trade Date	Volume Traded	Note	Exp. Date	Initial Rate	Num Listed Bonds	Nominal price	Issue price	Last Trade Price	Last Trade Date	Volume Traded	Note	Exp. Date	Initial Rate	Num Listed Bonds	Nominal price	Issue price	Last Trade Price	Last Trade Date	Volume Traded	Note
06/09/2024	---	---	---	---	---	---	---	---	---	---	---	---	---	---	---	---	---	---	05/09/2025	2.82	600,000	1,000.00	972.28	---	---	---	---
06/12/2024	---	---	---	---	---	---	---	---	---	---	---	---	---	---	---	---	---	---	05/12/2025	2.27	600,000	1,000.00	977.58	---	---	---	---
07/03/2025	---	---	---	---	---	---	---	---	---	---	---	---	---	---	---	---	---	---	06/03/2026	2.15	600,000	1,000.00	978.76	---	---	---	---
06/06/2025	---	---	---	---	---	---	---	---	---	---	---	---	---	---	---	---	---	---	06/06/2026	1.84	600,000	1,000.00	981.74	---	---	---	---

Bonds in Circulation	Currency / Min nominal traded Value	Coupons Payment Date	Current Coupon Value	Note	Coupon	Trading Unit	Issue Date	Duration (years)	Today's Interest	A.I.C in days	Bonds	Last price of previous days		Last Outcry in Cash (euro)			Trades in Pieces	Life min	Life Max
												Price	05/02/1996	Buy / Sell	Date				
<b>Corporate Bonds in Foreign Currency and Euro</b>																			
103,746	GBP / 10	01/12	0.25	---	66	1	01/12/1930	98	2.5	360	National Mortgage Bank	2.27	05/02/1996	2.27	S	05/02/1996	---	2.27	2.27
0	GBP / 10	01/12	0.25	---	68	1	01/12/1928	100	2.5	360	National Mortgage Bank	---	---	---	---	---	---	---	---

## Government Bonds Notes

A.I.C: Accrued Interest Calculation base.

FLR: Floating Interest Rate.

The minimum tradeable Nominal Value for all Demeterialised Government Titles is 100 Euros.

(μτφρ-0)

Underlying Asset				Derivatives Market													
Price max	Price min	Closing price	change	Delivery Month	Open price	Price max	Price min	Last price	Closing price	Last Bid	Last Ask	Fixing price*	Life high	Life low	Trades	Volume	Open Interest
<b>FTSE/Athex Large Cap</b> (Trade Unit: 1 Index Point x 2€, Cash Settlement)																	
5,132.82	5,084.10	5,116.43	0.05%	September 2025	5,123.25	5,136.50	5,089.75	5,122.00	5,122.00	---	---	---	5,389.00	---	155	823	6,791
				October 2025	5,129.00	5,129.00	5,086.00	5,124.75	5,124.75	---	---	---	5,369.00	---	23	129	318
				November 2025	---	---	---	---	5,136.00	---	---	---	---	---	---	---	---
				December 2025	---	---	---	---	5,144.00	---	---	---	---	---	---	---	---
				March 2026	---	---	---	---	5,170.00	---	---	---	---	---	---	---	---
				June 2026	---	---	---	---	5,195.75	---	---	---	---	---	---	---	---
<b>FTSE/Athex Banks</b> (Trade Unit: 1 Index Point x 15€, Cash Settlement)																	
2,225.01	2,190.48	2,213.90	-0.11%	September 2025	2,228.00	2,228.00	2,213.50	2,213.50	2,213.50	---	---	---	2,363.00	---	5	30	2,147
				December 2025	---	---	---	---	2,229.50	---	---	---	---	---	---	---	---
				March 2026	---	---	---	---	2,240.75	---	---	---	---	---	---	---	---
				June 2026	---	---	---	---	2,252.00	---	---	---	---	---	---	---	---
<b>MSCI GREECE REBASED</b> (Trade Unit: 1 Index Point x 2€, Cash Settlement)																	
8,490.73	8,378.03	8,450.04	0.06%	September 2025	---	---	---	---	8,211.75	---	---	---	7,216.25	---	---	---	---
				October 2025	---	---	---	---	8,211.75	---	---	---	7,133.75	---	---	---	---
				November 2025	---	---	---	---	8,481.75	---	---	---	---	---	---	---	---
				December 2025	---	---	---	---	8,494.75	---	---	---	---	---	---	---	---
				January 2026	---	---	---	---	8,508.00	---	---	---	---	---	---	---	---
				February 2026	---	---	---	---	8,524.50	---	---	---	---	---	---	---	---
				March 2026	---	---	---	---	8,537.50	---	---	---	---	---	---	---	---
				June 2026	---	---	---	---	8,580.25	---	---	---	---	---	---	---	---

Derivatives notes - <https://www.athexgroup.gr/en/market-data/statistics/eod-closing-prices/>

Fixing prices and final open positions can be retrieved from the following path <http://www.athexgroup.gr/en/market-data/statistics/eod-closing-prices>

Underlying Asset				Derivatives Market													
Price max	Price min	Closing price	change	Delivery Month	Open price	Price max	Price min	Last price	Closing price	Last Bid	Last Ask	Fixing price*	Life high	Life low	Trades	Volume	Open Interest
<b>ADMIE (IPTO) HOLDING S.A. (CR)</b>																	
(Contract Size: 100 Securities, Physical Delivery)																	
3.315	3.245	3.295	0.46%	September 2025	3.32	3.32	3.28	3.29	3.29	---	---	---	3.52	---	6	66	15,190
				December 2025	3.22	3.22	3.22	3.22	3.22	---	---	---	3.37	---	2	150	50
				March 2026	---	---	---	---	3.32	---	---	---	---	---	---	---	---
				June 2026	---	---	---	---	3.33	---	---	---	---	---	---	---	---
<b>AEGEAN AIRLINES (CR)</b>																	
(Contract Size: 100 Securities, Physical Delivery)																	
13.92	13.68	13.74	-1.29%	September 2025	13.90	13.90	13.73	13.77	13.77	---	---	---	15.10	---	11	43	4,342
				December 2025	---	---	---	---	13.98	---	---	---	14.01	---	---	---	22
				March 2026	---	---	---	---	14.07	---	---	---	---	---	---	---	---
				June 2026	---	---	---	---	14.14	---	---	---	---	---	---	---	---
<b>AKTOR S.A. HOLDING CO. (CR)</b>																	
(Contract Size: 100 Securities, Physical Delivery)																	
7.82	7.72	7.78	0.26%	September 2025	7.78	7.78	7.77	7.78	7.78	---	---	---	7.84	---	13	174	61,857
				December 2025	7.87	7.87	7.84	7.86	7.86	---	---	---	7.87	---	5	1,023	9,707
				March 2026	---	---	---	---	7.85	---	---	---	---	---	---	---	---
				June 2026	---	---	---	---	7.88	---	---	---	---	---	---	---	---
<b>ALPHA BANK (CR)</b>																	
(Contract Size: 100 Securities, Physical Delivery)																	
3.49	3.429	3.482	0.35%	September 2025	3.49	3.50	3.43	3.49	3.49	---	---	---	3.81	3.00	183	6,048	63,922
				December 2025	3.49	3.49	3.44	3.47	3.47	---	---	---	3.77	---	8	26	770
				March 2026	---	---	---	---	3.51	---	---	---	---	---	---	---	---
				June 2026	---	---	---	---	3.53	---	---	---	---	---	---	---	---
<b>ATHENS INTL AIRPORT (CR)</b>																	
(Contract Size: 100 Securities, Physical Delivery)																	
10.51	10.3	10.48	0.77%	September 2025	10.36	10.42	10.36	10.42	10.42	---	---	---	11.01	---	5	5	212
				December 2025	---	---	---	---	10.46	---	---	---	---	---	---	---	---
				March 2026	---	---	---	---	10.51	---	---	---	---	---	---	---	---
				June 2026	---	---	---	---	10.57	---	---	---	---	---	---	---	---
<b>AUTOHELLAS SA (CR)</b>																	
(Contract Size: 100 Securities, Physical Delivery)																	
11.36	11.1	11.36	1.43%	September 2025	11.24	11.24	11.24	11.24	11.24	---	---	---	11.98	---	1	5	446
				December 2025	---	---	---	---	11.27	---	---	---	---	---	---	---	---
				March 2026	---	---	---	---	11.32	---	---	---	---	---	---	---	---
				June 2026	---	---	---	---	11.38	---	---	---	---	---	---	---	---
<b>AVAX S.A. (CR)</b>																	
(Contract Size: 100 Securities, Physical Delivery)																	
2.31	2.25	2.25	-1.32%	September 2025	2.28	2.28	2.28	2.28	2.28	---	---	---	2.58	---	3	10	2,496
				December 2025	---	---	---	---	2.36	---	---	---	2.38	---	---	---	27
				March 2026	---	---	---	---	2.31	---	---	---	---	---	---	---	---
				June 2026	---	---	---	---	2.32	---	---	---	---	---	---	---	---

Derivatives notes - <https://www.athexgroup.gr/en/market-data/statistics/eod-closing-prices/>

Fixing prices and final open positions can be retrieved from the following path <http://www.athexgroup.gr/en/market-data/statistics/eod-closing-prices>

Underlying Asset				Derivatives Market													
Price max	Price min	Closing price	change	Delivery Month	Open price	Price max	Price min	Last price	Closing price	Last Bid	Last Ask	Fixing price*	Life high	Life low	Trades	Volume	Open Interest
<b>BANK OF CYPRUS (CR)</b>				(Contract Size: 100 Securities, Physical Delivery)													
7.74	7.32	7.52	-0.79%	September 2025	7.45	7.70	7.37	7.50	7.50	---	---	---	7.92	---	43	324	1,880
				December 2025	7.27	7.27	7.24	7.24	7.24	---	---	---	7.55	---	6	303	20
				March 2026	---	---	---	---	7.66	---	---	---	---	---	---	---	---
				June 2026	---	---	---	---	7.70	---	---	---	---	---	---	---	---
<b>CC HBC AG (CR)</b>				(Contract Size: 100 Securities, Physical Delivery)													
43.78	43.06	43.16	0.84%	September 2025	43.20	43.40	43.10	43.16	43.16	---	---	---	46.86	---	8	19	191
				December 2025	---	---	---	---	43.05	---	---	---	---	---	---	---	---
				March 2026	---	---	---	---	43.27	---	---	---	---	---	---	---	---
				June 2026	---	---	---	---	43.49	---	---	---	---	---	---	---	---
<b>CENERGY HOLDINGS (CB)</b>				(Contract Size: 100 Securities, Physical Delivery)													
10.78	10.56	10.56	-1.49%	September 2025	10.67	10.67	10.61	10.61	10.61	---	---	---	11.32	---	4	20	8,985
				December 2025	---	---	---	---	10.78	---	---	---	---	---	---	---	---
				March 2026	---	---	---	---	10.84	---	---	---	---	---	---	---	---
				June 2026	---	---	---	---	10.89	---	---	---	---	---	---	---	---
<b>CrediaBank (CR)</b>				(Contract Size: 100 Securities, Physical Delivery)													
1.506	1.45	1.48	-0.14%	September 2025	1.50	1.50	1.47	1.47	1.47	---	---	---	1.61	1.20	17	233	5,461
				December 2025	1.47	1.48	1.47	1.48	1.48	---	---	---	1.59	---	2	13	70
				March 2026	---	---	---	---	1.50	---	---	---	---	---	---	---	---
				June 2026	---	---	---	---	1.51	---	---	---	---	---	---	---	---
<b>ELLAKTOR (CR)</b>				(Contract Size: 100 Securities, Physical Delivery)													
1.384	1.35	1.35	-1.03%	September 2025	1.29	1.36	1.29	1.36	1.36	---	---	---	1.50	---	4	36	5,833
				December 2025	1.39	1.39	1.39	1.39	1.39	---	---	---	1.39	---	1	11	---
				March 2026	---	---	---	---	1.38	---	---	---	---	---	---	---	---
				June 2026	---	---	---	---	1.39	---	---	---	---	---	---	---	---
<b>ELVALHALCOR (CR)</b>				(Contract Size: 100 Securities, Physical Delivery)													
2.605	2.54	2.565	-0.58%	September 2025	2.58	2.60	2.55	2.55	2.55	---	---	---	2.84	---	17	153	3,568
				December 2025	2.60	2.60	2.60	2.60	2.60	---	---	---	2.63	---	2	10	10
				March 2026	---	---	---	---	2.61	---	---	---	---	---	---	---	---
				June 2026	---	---	---	---	2.62	---	---	---	---	---	---	---	---
<b>EUROBANK HOLDINGS (CR)</b>				(Contract Size: 100 Securities, Physical Delivery)													
3.274	3.223	3.24	-0.03%	September 2025	3.24	3.27	3.23	3.25	3.25	---	---	---	3.59	---	103	1,812	42,708
				December 2025	3.20	3.27	3.19	3.27	3.27	---	---	---	3.34	---	6	6	66
				March 2026	---	---	---	---	3.28	---	---	---	---	---	---	---	---
				June 2026	---	---	---	---	3.29	---	---	---	---	---	---	---	---

Derivatives notes - <https://www.athexgroup.gr/en/market-data/statistics/eod-closing-prices/>

Fixing prices and final open positions can be retrieved from the following path <http://www.athexgroup.gr/en/market-data/statistics/eod-closing-prices>



Underlying Asset				Derivatives Market													
Price max	Price min	Closing price	change	Delivery Month	Open price	Price max	Price min	Last price	Closing price	Last Bid	Last Ask	Fixing price*	Life high	Life low	Trades	Volume	Open Interest
<b>EYDAP S.A. (CR)</b>				(Contract Size: 100 Securities, Physical Delivery)													
7.15	7	7.15	0.00%	September 2025	7.07	7.07	7.03	7.03	7.03	---	---	---	7.64	---	3	10	8,827
				December 2025	---	---	---	---	7.19	---	---	---	---	---	---	---	---
				March 2026	---	---	---	---	7.23	---	---	---	---	---	---	---	---
				June 2026	---	---	---	---	7.26	---	---	---	---	---	---	---	---
<b>FOURLIS (CR)</b>				(Contract Size: 100 Securities, Physical Delivery)													
4.76	4.615	4.655	-1.17%	September 2025	4.74	4.74	4.69	4.70	4.70	---	---	---	5.05	---	3	11	1,057
				December 2025	---	---	---	---	4.71	---	---	---	4.66	---	---	---	1
				March 2026	---	---	---	---	4.76	---	---	---	---	---	---	---	---
				June 2026	---	---	---	---	4.79	---	---	---	---	---	---	---	---
<b>GEK TERNA (CR)</b>				(Contract Size: 100 Securities, Physical Delivery)													
22.36	21.96	22.14	-0.27%	September 2025	22.30	22.30	22.00	22.21	22.21	---	---	---	23.54	---	26	67	11,709
				December 2025	22.41	22.41	22.37	22.37	22.37	---	---	---	22.58	---	4	15	88
				March 2026	---	---	---	---	22.44	---	---	---	---	---	---	---	---
				June 2026	---	---	---	---	22.56	---	---	---	---	---	---	---	---
<b>HELLENIC EXCHANGES-A.S.E. (CR)</b>				(Contract Size: 100 Securities, Physical Delivery)													
7.03	6.89	7.02	1.01%	September 2025	6.97	7.00	6.97	7.00	7.00	---	---	---	7.52	---	5	14	2,072
				December 2025	---	---	---	---	7.00	---	---	---	7.00	---	---	---	4
				March 2026	---	---	---	---	7.03	---	---	---	---	---	---	---	---
				June 2026	---	---	---	---	7.06	---	---	---	---	---	---	---	---
<b>HELLENIQ ENERGY (CR)</b>				(Contract Size: 100 Securities, Physical Delivery)													
8.375	8.085	8.15	-1.09%	September 2025	8.34	8.35	8.30	8.30	8.30	---	---	---	8.77	---	6	33	5,083
				December 2025	---	---	---	---	8.32	---	---	---	8.47	---	---	---	230
				March 2026	---	---	---	---	8.33	---	---	---	---	---	---	---	---
				June 2026	---	---	---	---	8.37	---	---	---	---	---	---	---	---
<b>INTRACOM HOLDINGS (CR)</b>				(Contract Size: 100 Securities, Physical Delivery)													
3.5	3.44	3.44	-1.71%	September 2025	3.49	3.49	3.44	3.44	3.44	---	---	---	3.77	---	49	339	14,530
				December 2025	---	---	---	---	3.46	---	---	---	3.73	---	---	---	79
				March 2026	---	---	---	---	3.54	---	---	---	---	---	---	---	---
				June 2026	---	---	---	---	3.56	---	---	---	---	---	---	---	---
<b>INTRALOT (CR)</b>				(Contract Size: 100 Securities, Physical Delivery)													
1.2	1.184	1.2	0.00%	September 2025	1.20	1.21	1.19	1.21	1.21	---	---	---	1.27	---	14	10,600	325,748
				December 2025	1.21	1.21	1.21	1.21	1.21	---	---	---	1.27	---	25	5,278	23,833
				March 2026	---	---	---	---	1.21	---	---	---	---	---	---	---	---
				June 2026	---	---	---	---	1.22	---	---	---	---	---	---	---	---

Derivatives notes - <https://www.athexgroup.gr/en/market-data/statistics/eod-closing-prices/>

Fixing prices and final open positions can be retrieved from the following path <http://www.athexgroup.gr/en/market-data/statistics/eod-closing-prices>

Underlying Asset				Derivatives Market													
Price max	Price min	Closing price	change	Delivery Month	Open price	Price max	Price min	Last price	Closing price	Last Bid	Last Ask	Fixing price*	Life high	Life low	Trades	Volume	Open Interest
<b>JUMBO SA (CR)</b>				(Contract Size: 100 Securities, Physical Delivery)													
30.5	30.04	30.42	1.67%	September 2025	30.19	30.54	30.19	30.23	30.23	---	---	---	32.60	---	18	48	455
				December 2025	30.54	30.54	30.54	30.54	30.54	---	---	---	30.54	---	1	1	6
				March 2026	---	---	---	---	30.25	---	---	---	---	---	---	---	---
				June 2026	---	---	---	---	30.40	---	---	---	---	---	---	---	---
<b>LAMDA DEVELOPMENT SA (CR)</b>				(Contract Size: 100 Securities, Physical Delivery)													
7.24	7.08	7.08	-0.98%	September 2025	7.24	7.24	7.09	7.19	7.19	---	---	---	7.51	---	43	183	9,613
				December 2025	7.17	7.18	7.17	7.17	7.17	---	---	---	7.55	---	4	13	279
				March 2026	---	---	---	---	7.23	---	---	---	---	---	---	---	---
				June 2026	---	---	---	---	7.26	---	---	---	---	---	---	---	---
<b>METLEN PLC (CR)</b>				(Contract Size: 100 Securities, Physical Delivery)													
54.35	53.2	53.6	0.19%	September 2025	54.00	54.00	53.35	53.35	53.35	---	---	---	57.16	52.10	11	32	2,152
				December 2025	53.95	53.95	53.80	53.80	53.80	---	---	---	57.20	---	2	10	118
				March 2026	---	---	---	---	54.09	---	---	---	---	---	---	---	---
				June 2026	---	---	---	---	54.36	---	---	---	---	---	---	---	---
<b>MIG (CR)</b>				(Contract Size: 100 Securities, Physical Delivery)													
3.96	3.82	3.88	-2.51%	September 2025	3.84	3.91	3.84	3.90	3.90	---	---	---	4.14	---	7	15	147
				December 2025	---	---	---	---	4.00	---	---	---	---	---	---	---	---
				March 2026	---	---	---	---	4.02	---	---	---	---	---	---	---	---
				June 2026	---	---	---	---	4.04	---	---	---	---	---	---	---	---
<b>MOTOR OIL (CR)</b>				(Contract Size: 100 Securities, Physical Delivery)													
25.12	24.48	24.48	-1.84%	September 2025	25.04	25.04	24.30	24.50	24.50	---	---	---	27.32	---	10	26	2,890
				December 2025	25.03	25.03	24.60	24.60	24.60	---	---	---	25.03	---	2	6	---
				March 2026	---	---	---	---	25.21	---	---	---	---	---	---	---	---
				June 2026	---	---	---	---	25.34	---	---	---	---	---	---	---	---
<b>NATIONAL BANK (CR)</b>				(Contract Size: 100 Securities, Physical Delivery)													
12.57	12.215	12.31	-1.28%	September 2025	12.53	12.58	12.24	12.30	12.30	---	---	---	13.48	---	167	1,350	14,827
				December 2025	12.49	12.49	12.27	12.27	12.27	---	---	---	13.02	---	2	2	261
				March 2026	---	---	---	---	12.61	---	---	---	---	---	---	---	---
				June 2026	---	---	---	---	12.67	---	---	---	---	---	---	---	---
<b>OPAP (CR)</b>				(Contract Size: 100 Securities, Physical Delivery)													
19.36	18.94	19.24	0.10%	September 2025	19.21	19.23	19.01	19.18	19.18	---	---	---	20.40	---	17	68	2,064
				December 2025	18.49	18.49	18.49	18.49	18.49	---	---	---	19.48	---	1	2	27
				March 2026	---	---	---	---	19.43	---	---	---	---	---	---	---	---
				June 2026	---	---	---	---	19.53	---	---	---	---	---	---	---	---

Derivatives notes - <https://www.athexgroup.gr/en/market-data/statistics/eod-closing-prices/>

Fixing prices and final open positions can be retrieved from the following path <http://www.athexgroup.gr/en/market-data/statistics/eod-closing-prices>

Underlying Asset				Derivatives Market													
Price max	Price min	Closing price	change	Delivery Month	Open price	Price max	Price min	Last price	Closing price	Last Bid	Last Ask	Fixing price*	Life high	Life low	Trades	Volume	Open Interest
<b>OPTIMA BANK (CR)</b>				(Contract Size: 300 Securities, Physical Delivery)													
7.8	7.55	7.65	0.13%	September 2025	7.54	7.58	7.54	7.58	7.58	---	---	---	8.35	---	3	15	311
				December 2025	---	---	---	---	7.69	---	---	---	---	---	---	---	---
				March 2026	---	---	---	---	7.72	---	---	---	---	---	---	---	---
				June 2026	---	---	---	---	7.76	---	---	---	---	---	---	---	---
<b>OTE (CR)</b>				(Contract Size: 100 Securities, Physical Delivery)													
16.18	16.02	16.18	0.75%	September 2025	16.17	16.18	16.11	16.11	16.11	---	---	---	17.30	---	5	51	2,500
				December 2025	---	---	---	---	16.16	---	---	---	---	---	---	---	---
				March 2026	---	---	---	---	16.24	---	---	---	---	---	---	---	---
				June 2026	---	---	---	---	16.32	---	---	---	---	---	---	---	---
<b>P.P.A. S.A. (CR)</b>				(Contract Size: 100 Securities, Physical Delivery)													
44.95	44	44.6	-0.78%	September 2025	---	---	---	---	42.09	---	---	---	48.29	---	---	---	77
				December 2025	---	---	---	---	45.22	---	---	---	---	---	---	---	---
				March 2026	---	---	---	---	45.44	---	---	---	---	---	---	---	---
				June 2026	---	---	---	---	45.67	---	---	---	---	---	---	---	---
<b>PIRAEUS FINANCIAL HOLD (CR)</b>				(Contract Size: 105 Securities, Physical Delivery)													
6.864	6.696	6.85	1.21%	September 2025	6.82	6.87	6.71	6.85	6.85	---	---	---	7.41	5.32	279	2,203	50,728
				December 2025	6.88	6.90	6.76	6.90	6.90	---	---	---	7.27	---	17	111	431
				March 2026	---	---	---	---	6.84	---	---	---	---	---	---	---	---
				June 2026	---	---	---	---	6.88	---	---	---	---	---	---	---	---
<b>PPC (CR)</b>				(Contract Size: 100 Securities, Physical Delivery)													
14.22	13.9	13.95	-1.34%	September 2025	14.06	14.20	13.92	13.94	13.94	---	---	---	14.80	---	103	399	23,923
				December 2025	14.24	14.24	14.06	14.19	14.19	---	---	---	14.74	---	7	42	111
				March 2026	---	---	---	---	14.30	---	---	---	---	---	---	---	---
				June 2026	---	---	---	---	14.37	---	---	---	---	---	---	---	---
<b>QUEST HOLDINGS (CR)</b>				(Contract Size: 100 Securities, Physical Delivery)													
7.43	7.32	7.4	-0.40%	September 2025	---	---	---	---	7.42	---	---	---	7.81	---	---	---	184
				December 2025	---	---	---	---	7.47	---	---	---	---	---	---	---	---
				March 2026	---	---	---	---	7.51	---	---	---	---	---	---	---	---
				June 2026	---	---	---	---	7.55	---	---	---	---	---	---	---	---
<b>TITAN (CB)</b>				(Contract Size: 100 Securities, Physical Delivery)													
37.1	36.65	36.9	-0.41%	September 2025	37.04	37.15	37.04	37.15	37.15	---	---	---	39.70	---	2	2	1,233
				December 2025	37.20	37.20	37.20	37.20	37.20	---	---	---	38.00	---	2	10	18
				March 2026	---	---	---	---	37.46	---	---	---	---	---	---	---	---
				June 2026	---	---	---	---	37.64	---	---	---	---	---	---	---	---

Derivatives notes - <https://www.athexgroup.gr/en/market-data/statistics/eod-closing-prices/>

Fixing prices and final open positions can be retrieved from the following path <http://www.athexgroup.gr/en/market-data/statistics/eod-closing-prices>

Underlying Asset				Derivatives Market													
Price max	Price min	Closing price	change	Delivery Month	Open price	Price max	Price min	Last price	Closing price	Last Bid	Last Ask	Fixing price*	Life high	Life low	Trades	Volume	Open Interest
<b>VIOHALCO SA/NV (CB)</b>				(Contract Size: 100 Securities, Physical Delivery)													
6.48	6.38	6.39	-1.39%	September 2025	6.47	6.48	6.41	6.41	6.41	---	---	---	6.84	---	29	437	6,973
				December 2025	---	---	---	---	6.61	---	---	---	5.45	---	---	---	---
				March 2026	---	---	---	---	6.55	---	---	---	---	---	---	---	---
				June 2026	---	---	---	---	6.58	---	---	---	---	---	---	---	---

Derivatives notes - <https://www.athexgroup.gr/en/market-data/statistics/eod-closing-prices/>

Fixing prices and final open positions can be retrieved from the following path <http://www.athexgroup.gr/en/market-data/statistics/eod-closing-prices>



FTSE/Athex Large Cap

(Trade Unit: 1 Index Point x 2€ - Exercise Style: European, Cash Settlement)

Exercise Price	Call Options														Put Options																		
	September 2025							October 2025							Other Months		September 2025							October 2025							Other Months		Exercise Price
	Open price	Price max	Price min	Last price	Closing price	Volume	Open Interest	Open price	Price max	Price min	Last price	Closing price	Volume	Open Interest	Volume	Open Interest	Open price	Price max	Price min	Last price	Closing price	Volume	Open Interest	Open price	Price max	Price min	Last price	Closing price	Volume	Open Interest	Volume	Open Interest	
5,050	113.00	113.00	113.00	113.00	113.00	30	165	0.00	0.00	0.00	-	159.00	-	72			0.00	113.00	0.00	-	46.00	-	41	0.00	0.00	0.00	-	93.00	-	35			
5,100	0.00	0.00	0.00	-	83.00	-	92	123.00	123.00	123.00	123.00	123.00	30	31			64.00	0.00	64.00	64.00	64.00	1	55	113.00	113.00	113.00	113.00	113.00	30	32			5,100
5,150	57.00	57.00	45.00	45.00	45.00	5	206	0.00	0.00	0.00	-	108.00	-	58			0.00	57.00	0.00	-	93.50	-	23	141.00	152.00	136.00	136.00	136.00	150	90			5,150
5,200	0.00	0.00	0.00	-	40.75	-	103	0.00	0.00	0.00	-	88.00	-	161			120.00	0.00	120.00	120.00	120.00	60	31	181.00	181.00	177.00	177.00	177.00	60	30			5,200
5,250	0.00	0.00	0.00	-	27.00	-	361	0.00	0.00	0.00	-	70.00	-	90			0.00	0.00	0.00	-	161.00	-	127	0.00	0.00	0.00	-	203.00	-	185			5,250
5,300	0.00	0.00	0.00	-	17.00	-	204	0.00	0.00	0.00	-	55.50	-	60			0.00	0.00	0.00	-	201.00	-	201	0.00	0.00	0.00	-	238.00	-	61			5,300
5,350	0.00	0.00	0.00	-	10.25	-	187	0.00	0.00	0.00	-	43.00	-	90			0.00	0.00	0.00	-	244.00	-	209	0.00	0.00	0.00	-	276.00	-	30			5,350
5,400	0.00	0.00	0.00	-	6.00	-	155	0.00	0.00	0.00	-	33.00	-	215			0.00	0.00	0.00	-	290.00	-	60	0.00	0.00	0.00	-	316.00	-	110			5,400
5,450	0.00	0.00	0.00	-	3.30	-	151	0.00	0.00	0.00	-	25.00	-	20			0.00	0.00	0.00	-	337.00	-	30	0.00	0.00	0.00	-	358.00	-	50			5,450
5,500	0.00	0.00	0.00	-	1.80	-	-	0.00	0.00	0.00	-	18.50	-	-			0.00	0.00	0.00	-	386.00	-	-	0.00	0.00	0.00	-	401.00	-	-			5,500
5,550	0.00	0.00	0.00	-	0.91	-	-	0.00	0.00	0.00	-	13.75	-	-			0.00	0.00	0.00	-	435.00	-	-	0.00	0.00	0.00	-	446.00	-	-			5,550
5,600	0.00	0.00	0.00	-	0.44	-	-	0.00	0.00	0.00	-	9.90	-	-			0.00	0.00	0.00	-	484.00	-	-	0.00	0.00	0.00	-	492.00	-	-			5,600
5,650	0.00	0.00	0.00	-	0.21	-	-	0.00	0.00	0.00	-	7.10	-	-			0.00	0.00	0.00	-	534.00	-	-	0.00	0.00	0.00	-	539.00	-	-			5,650
5,700	0.00	0.00	0.00	-	0.09	-	-	0.00	0.00	0.00	-	5.00	-	-			0.00	0.00	0.00	-	584.00	-	-	0.00	0.00	0.00	-	587.00	-	-			5,700
5,750	0.00	0.00	0.00	-	0.04	-	-	0.00	0.00	0.00	-	3.50	-	-			0.00	0.00	0.00	-	634.00	-	-	0.00	0.00	0.00	-	635.00	-	-			5,750
5,800	0.00	0.00	0.00	-	0.02	-	-	0.00	0.00	0.00	-	2.40	-	-			0.00	0.00	0.00	-	684.00	-	-	0.00	0.00	0.00	-	684.00	-	-			5,800
5,850	0.00	0.00	0.00	-	0.01	-	-	0.00	0.00	0.00	-	1.60	-	-			0.00	0.00	0.00	-	734.00	-	-	0.00	0.00	0.00	-	733.00	-	-			5,850
Totals:						36	1,782					60	1,007	0	0						61	1,131					240	718	0	0			
Number of Trades:						6						2		0							3						8		0				







NATIONAL BANK (CR)

(Contract Size: 100 Securities, Exercise Style: American, Physical Delivery)

Exercise Price	Call Options														Put Options										Exercise Price								
	September 2025							October 2025							Other Months		September 2025					October 2025					Other Months						
	Open price	Price max	Price min	Last price	Closing price	Volume	Open Interest	Open price	Price max	Price min	Last price	Closing price	Volume	Open Interest	Volume	Open Interest	Open price	Price max	Price min	Last price	Closing price	Volume	Open Interest	Open price		Price max	Price min	Last price	Closing price	Volume	Open Interest	Volume	Open Interest
18.500	0.000	0.000	0.000		0.001	-	-	0.000	0.000	0.000		0.001	-	-			0.000	0.000	0.000		6.03	-	-	0.000	0.000	0.000		6.03	-	-			0.185
Totals:						0	45					3	3	0	0						0	174					0	3	0	150			
Number of Trades:							0						1		0							0.00						0		0			

OPAP (CR)

(Contract Size: 100 Securities, Exercise Style: American, Physical Delivery)

Exercise Price	Call Options														Volume	Open Interest	Put Options														Volume	Open Interest	Exercise Price
	September 2025						October 2025						Other Months				September 2025						October 2025						Other Months				
	Open price	Price max	Price min	Last price	Closing price	Volume	Open Interest	Open price	Price max	Price min	Last price	Closing price	Volume	Open Interest			Open price	Price max	Price min	Last price	Closing price	Volume	Open Interest	Open price	Price max	Price min	Last price	Closing price	Volume	Open Interest			
10.000	0.000	0.000	0.000	9.23	-	-																										0.100	
11.000	0.000	0.000	0.000	8.23	-	-																										0.110	
12.000	0.000	0.000	0.000	7.23	-	-																										0.120	
13.000	0.000	0.000	0.000	6.23	-	-																										0.130	
14.000	0.000	0.000	0.000	5.23	-	-	0.000	0.000	0.000		5.25	-	-									0.000	0.000	0.000	0.001	-	-				0.140		
14.500	0.000	0.000	0.000	4.73	-	-	0.000	0.000	0.000		4.76	-	-									0.000	0.000	0.000	0.001	-	-				0.145		
15.000	0.000	0.000	0.000	4.23	-	-	0.000	0.000	0.000		4.26	-	-									0.000	0.000	0.000	0.001	-	-				0.150		
15.500	0.000	0.000	0.000	3.73	-	-	0.000	0.000	0.000		3.76	-	-									0.000	0.000	0.000	0.001	-	-				0.155		
16.000	0.000	0.000	0.000	3.23	-	-	0.000	0.000	0.000		3.26	-	-									0.000	0.000	0.000	0.001	-	-				0.160		
16.500	0.000	0.000	0.000	2.73	-	-	0.000	0.000	0.000		2.77	-	-									0.000	0.000	0.000	0.001	-	-				0.165		
17.000	0.000	0.000	0.000	2.24	-	-	0.000	0.000	0.000		2.29	-	-									0.000	0.000	0.000	0.001	-	-				0.170		
17.500	0.000	0.000	0.000	1.74	-	-	0.000	0.000	0.000		1.82	-	-									0.000	0.000	0.000	0.005	-	-				0.175		
18.000	0.000	0.000	0.000	1.26	-	-	0.000	0.000	0.000		1.40	-	-									0.000	0.000	0.000	0.026	-	50				0.180		
18.500	0.000	0.000	0.000	0.826	-	-	0.000	0.000	0.000		1.02	-	-									0.000	0.000	0.000	0.090	-	-				0.185		
19.000	0.000	0.000	0.000	0.475	-	-	0.000	0.000	0.000		0.709	-	-									0.000	0.000	0.000	0.239	-	60				0.190		
19.500	0.000	0.000	0.000	0.233	-	-	0.000	0.000	0.000		0.463	-	-									0.000	0.000	0.000	0.497	-	32				0.195		
20.000	0.000	0.000	0.000	0.095	-	35	0.000	0.000	0.000		0.283	-	-									0.000	0.000	0.000	0.861	-	1				0.200		
21.000	0.000	0.000	0.000	0.009	-	-	0.000	0.000	0.000		0.089	-	-									0.000	0.000	0.000	1.78	-	-				0.210		
22.000	0.000	0.000	0.000	0.001	-	-	0.000	0.000	0.000		0.022	-	-									0.000	0.000	0.000	2.78	-	-				0.220		
23.000	0.000	0.000	0.000	0.002	-	-	0.000	0.000	0.000		0.004	-	-									0.000	0.000	0.000	3.78	-	-				0.230		
24.000	0.000	0.000	0.000	0.001	-	-	0.000	0.000	0.000		0.001	-	-									0.000	0.000	0.000	4.78	-	-				0.240		
25.000	0.000	0.000	0.000	0.001	-	-	0.000	0.000	0.000		0.002	-	-									0.000	0.000	0.000	5.78	-	-				0.250		
26.000	0.000	0.000	0.000	0.001	-	-	0.000	0.000	0.000		0.001	-	-									0.000	0.000	0.000	6.78	-	-				0.260		
27.000	0.000	0.000	0.000	0.001	-	-	0.000	0.000	0.000		0.001	-	-									0.000	0.000	0.000	7.78	-	-				0.270		
28.000	0.000	0.000	0.000	0.001	-	-	0.000	0.000	0.000		0.001	-	-									0.000	0.000	0.000	8.78	-	-				0.280		
29.000	0.000	0.000	0.000	0.001	-	-	0.000	0.000	0.000		0.001	-	-									0.000	0.000	0.000	9.78	-	-				0.290		
30.000	0.000	0.000	0.000	0.001	-	-	0.000	0.000	0.000		0.001	-	-									0.000	0.000	0.000	10.78	-	-				0.300		
Totals:						0	35					0	0		0	0					0	143						0	190		0		
Number of Trades:						0						0		0									0.00						0		0		

OTE (CR)

(Contract Size: 100 Securities, Exercise Style: American, Physical Delivery)

Exercise Price	Call Options														Put Options																				
	September 2025						October 2025						Other Months		September 2025						October 2025						Other Months		Exercise Price						
	Open price	Price max	Price min	Last price	Closing price	Volume	Open Interest	Open price	Price max	Price min	Last price	Closing price	Volume	Open Interest	Volume	Open Interest	Open price	Price max	Price min	Last price	Closing price	Volume	Open Interest	Open price	Price max	Price min	Last price	Closing price		Volume	Open Interest	Volume	Open Interest		
9.600	0.000	0.000	0.000	6.47	-	-	-	-	-	-	-	-	-	-	-	0.000	0.000	0.000	0.001	-	-	-	-	-	-	-	-	-		-	-	-	0.096		
10.000	0.000	0.000	0.000	6.07	-	-	0.000	0.000	0.000	6.08	-	-	-	-	-	0.000	0.000	0.000	0.002	-	-	-	-	-	-	0.000	0.000	0.000	0.001	-	-	0.100			
10.500	0.000	0.000	0.000	5.57	-	-	0.000	0.000	0.000	5.59	-	-	-	-	-	0.000	0.000	0.000	0.001	-	-	-	-	-	-	0.000	0.000	0.000	0.001	-	-	0.105			
11.000	0.000	0.000	0.000	5.07	-	-	0.000	0.000	0.000	5.09	-	-	-	-	-	0.000	0.000	0.000	0.001	-	-	-	-	-	-	0.000	0.000	0.000	0.001	-	-	0.110			
11.500	0.000	0.000	0.000	4.57	-	-	0.000	0.000	0.000	4.59	-	-	-	-	-	0.000	0.000	0.000	0.001	-	-	-	-	-	-	0.000	0.000	0.000	0.001	-	-	0.115			
12.000	0.000	0.000	0.000	4.07	-	-	0.000	0.000	0.000	4.09	-	-	-	-	-	0.000	0.000	0.000	0.001	-	-	-	-	-	-	0.000	0.000	0.000	0.001	-	-	0.120			
12.500	0.000	0.000	0.000	3.57	-	-	0.000	0.000	0.000	3.59	-	-	-	-	-	0.000	0.000	0.000	0.001	-	-	-	-	-	-	0.000	0.000	0.000	0.001	-	-	0.125			
13.000	0.000	0.000	0.000	3.07	-	-	0.000	0.000	0.000	3.09	-	-	-	-	-	0.000	0.000	0.000	0.001	-	-	-	-	-	-	0.000	0.000	0.000	0.001	-	-	0.130			
13.500	0.000	0.000	0.000	2.57	-	-	0.000	0.000	0.000	2.60	-	-	-	-	-	0.000	0.000	0.000	0.001	-	-	-	-	-	-	0.000	0.000	0.000	0.005	-	-	0.135			
14.000	0.000	0.000	0.000	2.07	-	-	0.000	0.000	0.000	2.11	-	-	-	-	-	0.000	0.000	0.000	0.001	-	-	-	-	-	-	0.000	0.000	0.000	0.019	-	-	0.140			
14.500	0.000	0.000	0.000	1.58	-	-	0.000	0.000	0.000	1.65	-	-	-	-	-	0.000	0.000	0.000	0.004	-	-	-	-	-	-	0.000	0.000	0.000	0.055	-	-	0.145			
15.000	0.000	0.000	0.000	1.10	-	-	0.000	0.000	0.000	1.22	-	-	-	-	-	0.000	0.000	0.000	0.024	-	35	-	-	-	-	0.000	0.000	0.000	0.126	-	-	0.150			
15.500	0.000	0.000	0.000	0.671	-	-	0.000	0.000	0.000	0.858	-	-	-	-	-	0.000	0.000	0.000	0.098	-	31	-	-	-	-	0.000	0.000	0.000	0.261	-	-	0.155			
16.000	0.000	0.000	0.000	0.345	-	-	0.000	0.000	0.000	0.561	-	-	-	-	-	0.000	0.000	0.000	0.271	-	1	-	-	-	-	0.000	0.000	0.000	0.464	-	-	0.160			
16.500	0.000	0.000	0.000	0.141	-	2	0.000	0.000	0.000	0.342	-	-	-	-	-	0.000	0.000	0.000	0.569	-	-	-	-	-	-	0.000	0.000	0.000	0.747	-	-	0.165			
17.000	0.000	0.000	0.000	0.047	-	-	0.000	0.000	0.000	0.195	-	-	-	-	-	0.000	0.000	0.000	0.976	-	-	-	-	-	-	0.000	0.000	0.000	1.10	-	-	0.170			
17.500	0.000	0.000	0.000	0.012	-	-	0.000	0.000	0.000	0.102	-	-	-	-	-	0.000	0.000	0.000	1.44	-	-	-	-	-	-	0.000	0.000	0.000	1.51	-	-	0.175			
18.000	0.000	0.000	0.000	0.002	-	-	0.000	0.000	0.000	0.048	-	-	-	-	-	0.000	0.000	0.000	1.94	-	-	-	-	-	-	0.000	0.000	0.000	1.96	-	-	0.180			
18.500	0.000	0.000	0.000	0.001	-	-	0.000	0.000	0.000	0.022	-	-	-	-	-	0.000	0.000	0.000	2.44	-	-	-	-	-	-	0.000	0.000	0.000	2.44	-	-	0.185			
19.000	0.000	0.000	0.000	0.001	-	-	0.000	0.000	0.000	0.009	-	-	-	-	-	0.000	0.000	0.000	2.94	-	-	-	-	-	-	0.000	0.000	0.000	2.94	-	-	0.190			
19.500	0.000	0.000	0.000	0.001	-	-	0.000	0.000	0.000	0.004	-	-	-	-	-	0.000	0.000	0.000	3.44	-	-	-	-	-	-	0.000	0.000	0.000	3.44	-	-	0.195			
20.000	0.000	0.000	0.000	0.001	-	-	0.000	0.000	0.000	0.001	-	-	-	-	-	0.000	0.000	0.000	3.94	-	-	-	-	-	-	0.000	0.000	0.000	3.94	-	-	0.200			
21.000	0.000	0.000	0.000	0.001	-	-	0.000	0.000	0.000	0.001	-	-	-	-	-	0.000	0.000	0.000	4.94	-	-	-	-	-	-	0.000	0.000	0.000	4.94	-	-	0.210			
22.000	0.000	0.000	0.000	0.002	-	-	0.000	0.000	0.000	0.001	-	-	-	-	-	0.000	0.000	0.000	5.94	-	-	-	-	-	-	0.000	0.000	0.000	5.94	-	-	0.220			
23.000	0.000	0.000	0.000	0.001	-	-	0.000	0.000	0.000	0.001	-	-	-	-	-	0.000	0.000	0.000	6.94	-	-	-	-	-	-	0.000	0.000	0.000	6.94	-	-	0.230			
24.000	0.000	0.000	0.000	0.001	-	-	-	-	-	-	-	-	-	-	-	0.000	0.000	0.000	7.94	-	-	-	-	-	-	-	-	-	-	-	0.240				
26.000	0.000	0.000	0.000	0.001	-	-	-	-	-	-	-	-	-	-	-	0.000	0.000	0.000	9.94	-	-	-	-	-	-	-	-	-	-	-	0.260				
Totals:						0	2							0	0	0	0							0	67							0	75	0	0
Number of Trades:						0							0	0							0.00							0							0

## PIRAEUS FINANCIAL HOLD (CR)

(Contract Size: 100 Securities, Exercise Style: American, Physical Delivery)

Call Options															Put Options																		
Exercise Price	September 2025						October 2025						Other Months		September 2025						October 2025						Other Months		Exercise Price				
	Open price	Price max	Price min	Last price	Closing price	Volume	Open Interest	Open price	Price max	Price min	Last price	Closing price	Volume	Open Interest	Volume	Open Interest	Open price	Price max	Price min	Last price	Closing price	Volume	Open Interest	Open price	Price max	Price min	Last price	Closing price		Volume	Open Interest	Volume	Open Interest
2.400	0.000	0.000	0.000		4.37	-	-										0.000	0.000	0.000		0.001	-	-										0.024
2.600	0.000	0.000	0.000		4.17	-	-										0.000	0.000	0.000		0.001	-	-										0.026
2.800	0.000	0.000	0.000		3.97	-	-										0.000	0.000	0.000		0.001	-	-										0.028
3.000	0.000	0.000	0.000		3.77	-	-										0.000	0.000	0.000		0.001	-	-										0.030
3.200	0.000	0.000	0.000		3.57	-	-										0.000	0.000	0.000		0.001	-	-										0.032
3.400	0.000	0.000	0.000		3.37	-	-										0.000	0.000	0.000		0.001	-	-										0.034
3.600	0.000	0.000	0.000		3.17	-	-										0.000	0.000	0.000		0.001	-	-										0.036
3.800	0.000	0.000	0.000		2.97	-	-										0.000	0.000	0.000		0.001	-	-										0.038
4.000	0.000	0.000	0.000		2.77	-	-	0.000	0.000	0.000		2.78	-	-			0.000	0.000	0.000		0.001	-	-	0.000	0.000	0.000		0.001	-	-			0.040
4.250	0.000	0.000	0.000		2.52	-	-	0.000	0.000	0.000		2.53	-	-			0.000	0.000	0.000		0.001	-	-	0.000	0.000	0.000		0.001	-	-			0.043
4.400	0.000	0.000	0.000		2.37	-	-										0.000	0.000	0.000		0.001	-	-										0.044
4.500	0.000	0.000	0.000		2.27	-	-	0.000	0.000	0.000		2.28	-	-			0.000	0.000	0.000		0.001	-	-	0.000	0.000	0.000		0.001	-	-			0.045
4.750	0.000	0.000	0.000		2.02	-	-	0.000	0.000	0.000		2.03	-	-			0.000	0.000	0.000		0.001	-	-	0.000	0.000	0.000		0.002	-	-			0.048
4.800	0.000	0.000	0.000		1.97	-	-	0.000	0.000	0.000		1.98	-	-			0.000	0.000	0.000		0.001	-	-	0.000	0.000	0.000		0.002	-	-			0.048
5.000	0.000	0.000	0.000		1.77	-	-	0.000	0.000	0.000		1.78	-	-			0.000	0.000	0.000		0.001	-	-	0.000	0.000	0.000		0.001	-	-			0.050
5.200	0.000	0.000	0.000		1.57	-	-	0.000	0.000	0.000		1.58	-	-			0.000	0.000	0.000		0.001	-	-	0.000	0.000	0.000		0.001	-	-			0.052
5.250	0.000	0.000	0.000		1.52	-	-	0.000	0.000	0.000		1.53	-	-			0.000	0.000	0.000		0.001	-	-	0.000	0.000	0.000		0.001	-	-			0.053
5.500	0.000	0.000	0.000		1.27	-	-	0.000	0.000	0.000		1.29	-	-			0.000	0.000	0.000		0.001	-	-	0.000	0.000	0.000		0.005	-	-			0.055
5.600	0.000	0.000	0.000		1.18	-	-	0.000	0.000	0.000		1.19	-	-			0.000	0.000	0.000		0.002	-	-	0.000	0.000	0.000		0.008	-	-			0.056
5.750	0.000	0.000	0.000		1.03	-	-	0.000	0.000	0.000		1.05	-	-			0.000	0.000	0.000		0.001	-	-	0.000	0.000	0.000		0.015	-	-			0.058
6.000	0.000	0.000	0.000		0.778	-	-	0.000	0.000	0.000		0.822	-	-			0.000	0.000	0.000		0.002	-	-	0.000	0.000	0.000		0.037	-	-			0.060
6.250	0.000	0.000	0.000		0.539	-	-	0.000	0.000	0.000		0.617	-	-			0.000	0.000	0.000		0.013	-	-	0.000	0.000	0.000		0.082	-	-			0.063
6.400	0.000	0.000	0.000		0.408	-	-	0.000	0.000	0.000		0.506	-	-			0.000	0.000	0.000		0.032	-	-	0.000	0.000	0.000		0.121	-	-			0.064
6.500	0.000	0.000	0.000		0.329	-	-	0.000	0.000	0.000		0.441	-	-			0.000	0.000	0.000		0.053	-	-	0.000	0.000	0.000		0.156	-	-			0.065
6.750	0.000	0.000	0.000		0.169	-	-	0.000	0.000	0.000		0.297	-	-			0.000	0.000	0.000		0.143	-	-	0.000	0.000	0.000		0.261	-	-			0.068
6.800	0.000	0.000	0.000		0.145	-	-	0.000	0.000	0.000		0.273	-	-			0.000	0.000	0.000		0.169	-	-	0.000	0.000	0.000		0.288	-	-			0.068
7.000	0.000	0.000	0.000		0.070	-	-	0.000	0.000	0.000		0.190	-	-			0.000	0.000	0.000		0.295	-	-	0.000	0.000	0.000		0.405	-	-			0.070
7.200	0.000	0.000	0.000		0.030	-	-	0.000	0.000	0.000		0.127	-	-			0.000	0.000	0.000		0.455	-	-	0.000	0.000	0.000		0.542	-	-			0.072
7.250	0.000	0.000	0.000		0.024	-	-	0.000	0.000	0.000		0.115	-	-			0.000	0.000	0.000		0.499	-	-	0.000	0.000	0.000		0.581	-	-			0.073
7.500	0.000	0.000	0.000		0.006	-	-	0.000	0.000	0.000		0.066	-	-			0.000	0.000	0.000		0.733	-	-	0.000	0.000	0.000		0.782	-	-			0.075
7.600	0.000	0.000	0.000		0.003	-	-	0.000	0.000	0.000		0.051	-	-			0.000	0.000	0.000		0.831	-	-	0.000	0.000	0.000		0.868	-	-			0.076
7.750	0.000	0.000	0.000		0.001	-	-	0.000	0.000	0.000		0.036	-	-			0.000	0.000	0.000		0.980	-	-	0.000	0.000	0.000		1.00	-	-			0.078
8.000	0.000	0.000	0.000		0.001	-	-	0.000	0.000	0.000		0.018	-	-			0.000	0.000	0.000		1.23	-	-	0.000	0.000	0.000		1.24	-	-			0.080
8.250	0.000	0.000	0.000		0.001	-	-	0.000	0.000	0.000		0.009	-	-			0.000	0.000	0.000		1.48	-	-	0.000	0.000	0.000		1.48	-	-			0.083
8.400	0.000	0.000	0.000		0.001	-	-	0.000	0.000	0.000		0.005	-	-			0.000	0.000	0.000		1.63	-	-	0.000	0.000	0.000		1.63	-	-			0.084
8.500	0.000	0.000	0.000		0.001	-	-	0.000	0.000	0.000		0.004	-	-			0.000	0.000	0.000		1.73	-	-	0.000	0.000	0.000		1.73	-	-			0.085

PIRAEUS FINANCIAL HOLD (CR)

(Contract Size: 100 Securities, Exercise Style: American, Physical Delivery)

Exercise Price	Call Options														Put Options											Exercise Price						
	September 2025							October 2025							Other Months		September 2025							October 2025				Other Months				
	Open price	Price max	Price min	Last price	Closing price	Volume	Open Interest	Open price	Price max	Price min	Last price	Closing price	Volume	Open Interest	Volume	Open Interest	Open price	Price max	Price min	Last price	Closing price	Volume	Open Interest	Open price	Price max		Price min	Last price	Closing price	Volume	Open Interest	Volume
8.750	0.000	0.000	0.000	0.001	-	-	0.000	0.000	0.000	0.000	0.002	-	-			0.000	0.000	0.000	0.000	1.98	-	-	0.000	0.000	0.000	0.000	1.98	-	-			0.088
8.800	0.000	0.000	0.000	0.001	-	-	0.000	0.000	0.000	0.000	0.001	-	-			0.000	0.000	0.000	0.000	2.03	-	-	0.000	0.000	0.000	0.000	2.03	-	-			0.088
9.000	0.000	0.000	0.000	0.001	-	-	0.000	0.000	0.000	0.000	0.001	-	-			0.000	0.000	0.000	0.000	2.23	-	-	0.000	0.000	0.000	0.000	2.23	-	-			0.090
9.250	0.000	0.000	0.000	0.001	-	-	0.000	0.000	0.000	0.000	0.003	-	-			0.000	0.000	0.000	0.000	2.48	-	-	0.000	0.000	0.000	0.000	2.48	-	-			0.093
9.500	0.000	0.000	0.000	0.001	-	-	0.000	0.000	0.000	0.000	0.001	-	-			0.000	0.000	0.000	0.000	2.73	-	-	0.000	0.000	0.000	0.000	2.73	-	-			0.095
9.750	0.000	0.000	0.000	0.001	-	-	0.000	0.000	0.000	0.000	0.001	-	-			0.000	0.000	0.000	0.000	2.98	-	-	0.000	0.000	0.000	0.000	2.98	-	-			0.098
Totals:					0	0					0	0		0	0					0	0						0	0		0	0	
Number of Trades:					0						0			0							0.00							0			0	

PPC (CR)

(Contract Size: 100 Securities, Exercise Style: American, Physical Delivery)

Exercise Price	Call Options														Put Options																		
	September 2025						October 2025						Other Months		September 2025						October 2025						Other Months		Exercise Price				
	Open price	Price max	Price min	Last price	Closing price	Volume	Open Interest	Open price	Price max	Price min	Last price	Closing price	Volume	Open Interest	Volume	Open Interest	Open price	Price max	Price min	Last price	Closing price	Volume	Open Interest	Open price	Price max	Price min	Last price	Closing price		Volume	Open Interest	Volume	Open Interest
8.400	0.000	0.000	0.000	5.75	-	-										0.000	0.000	0.000	0.001	-	-												
8.800	0.000	0.000	0.000	5.35	-	-										0.000	0.000	0.000	0.001	-	-												0.088
9.200	0.000	0.000	0.000	4.95	-	-										0.000	0.000	0.000	0.001	-	-												0.092
9.500	0.000	0.000	0.000	4.65	-	-	0.000	0.000	0.000		4.66	-	-			0.000	0.000	0.000	0.001	-	-	0.000	0.000	0.000		0.001	-	-				0.095	
9.600	0.000	0.000	0.000	4.55	-	-	0.000	0.000	0.000		4.56	-	-			0.000	0.000	0.000	0.001	-	-	0.000	0.000	0.000		0.001	-	-				0.096	
9.750	0.000	0.000	0.000	4.40	-	-	0.000	0.000	0.000		4.41	-	-			0.000	0.000	0.000	0.001	-	-	0.000	0.000	0.000		0.001	-	-				0.098	
10.000	0.000	0.000	0.000	4.15	-	-	0.000	0.000	0.000		4.16	-	-			0.000	0.000	0.000	0.001	-	-	0.000	0.000	0.000		0.001	-	-				0.100	
10.500	0.000	0.000	0.000	3.65	-	-	0.000	0.000	0.000		3.67	-	-			0.000	0.000	0.000	0.001	-	-	0.000	0.000	0.000		0.001	-	-				0.105	
11.000	0.000	0.000	0.000	3.15	-	-	0.000	0.000	0.000		3.17	-	-			0.000	0.000	0.000	0.001	-	-	0.000	0.000	0.000		0.001	-	-				0.110	
11.500	0.000	0.000	0.000	2.65	-	-	0.000	0.000	0.000		2.67	-	-			0.000	0.000	0.000	0.001	-	-	0.000	0.000	0.000		0.001	-	-				0.115	
12.000	0.000	0.000	0.000	2.15	-	-	0.000	0.000	0.000		2.18	-	-			0.000	0.000	0.000	0.001	-	-	0.000	0.000	0.000		0.008	-	-				0.120	
12.500	0.000	0.000	0.000	1.65	-	-	0.000	0.000	0.000		1.70	-	-			0.000	0.000	0.000	0.001	-	-	0.000	0.000	0.000		0.029	-	-				0.125	
13.000	0.000	0.000	0.000	1.16	-	-	0.000	0.000	0.000		1.25	-	-			0.000	0.000	0.000	0.011	-	-	0.000	0.000	0.000		0.082	-	-				0.130	
13.500	0.000	0.000	0.000	0.714	-	-	0.000	0.000	0.000		0.860	-	-			0.000	0.000	0.000	0.063	-	15	0.000	0.000	0.000		0.188	-	-				0.135	
14.000	0.000	0.000	0.000	0.361	-	-	0.000	0.000	0.000		0.550	-	-			0.245	0.245	0.245	0.245	0.245	15	125	0.000	0.000	0.000		0.378	-	-				0.140
14.500	0.000	0.000	0.000	0.143	-	15	0.000	0.000	0.000		0.319	-	-			0.000	0.000	0.000	0.491	-	15	0.000	0.000	0.000		0.647	-	-				0.145	
15.000	0.000	0.000	0.000	0.042	-	50	0.000	0.000	0.000		0.172	-	15			0.000	0.000	0.000	0.893	-	-	0.000	0.000	0.000		1.00	-	-				0.150	
15.500	0.000	0.000	0.000	0.009	-	-	0.000	0.000	0.000		0.081	-	-			0.000	0.000	0.000	1.36	-	-	0.000	0.000	0.000		1.41	-	-				0.155	
16.000	0.000	0.000	0.000	0.001	-	5	0.000	0.000	0.000		0.037	-	-			0.000	0.000	0.000	1.86	-	-	0.000	0.000	0.000		1.88	-	-				0.160	
16.500	0.000	0.000	0.000	0.001	-	-	0.000	0.000	0.000		0.015	-	-			0.000	0.000	0.000	2.36	-	-	0.000	0.000	0.000		2.36	-	-				0.165	
17.000	0.000	0.000	0.000	0.001	-	-	0.000	0.000	0.000		0.005	-	-			0.000	0.000	0.000	2.86	-	-	0.000	0.000	0.000		2.86	-	-				0.170	
17.500	0.000	0.000	0.000	0.001	-	-	0.000	0.000	0.000		0.002	-	-			0.000	0.000	0.000	3.36	-	-	0.000	0.000	0.000		3.36	-	-				0.175	
18.000	0.000	0.000	0.000	0.001	-	-	0.000	0.000	0.000		0.001	-	-			0.000	0.000	0.000	3.86	-	-	0.000	0.000	0.000		3.86	-	-				0.180	
18.500	0.000	0.000	0.000	0.001	-	-	0.000	0.000	0.000		0.001	-	-			0.000	0.000	0.000	4.36	-	-	0.000	0.000	0.000		4.36	-	-				0.185	
19.000	0.000	0.000	0.000	0.001	-	-	0.000	0.000	0.000		0.001	-	-			0.000	0.000	0.000	4.86	-	-	0.000	0.000	0.000		4.86	-	-				0.190	
19.500	0.000	0.000	0.000	0.001	-	-	0.000	0.000	0.000		0.001	-	-			0.000	0.000	0.000	5.36	-	-	0.000	0.000	0.000		5.36	-	-				0.195	
20.000	0.000	0.000	0.000	0.004	-	-	0.000	0.000	0.000		0.001	-	-			0.000	0.000	0.000	5.86	-	-	0.000	0.000	0.000		5.86	-	-				0.200	
Totals:						0								0																			
Number of Trades:						0								0																			

Lending Products	Underlying Title	Multilateral Transactions[1]					Bilateral Transactions[2]		Stock Borrowing through OTC (volume)[3]
		Open Interest[5]	Volume(Offered)	Average Weighted	Transactions volume	Average Weighted	Transactions Volume	Average Weighted	Transactions Volume
ADMIEBOR	ADMIE (IPTO) HOLDING S.A. (CR)	902	---	---	---	---	---	5,271,489	
AEGNBOR	AEGEAN AIRLINES (CR)	6,434	---	---	6,500	3.70%	---	368,406	
AKTRBOR	AKTOR S.A. HOLDING CO. (CR)	---	---	---	---	---	---	1,849,234	
ALPHABOR	ALPHA BANK (CR)	10,000	---	---	---	---	---	148,987,358	
AETFBOR	ALPHA ETF FTSE Athex Large Cap	---	---	---	---	---	---	---	
AIABOR	ATHENS INTL AIRPORT (CR)	4,500	---	---	200	3.70%	---	330,390	
ACAGBOR	AUSTRIACARD (CB)	---	---	---	---	---	---	---	
OTOELBOR	AUTOHELLAS SA (CR)	1,000	---	---	---	---	---	51,265	
AVAXBOR	AVAX S.A. (CR)	2,500	---	---	---	---	---	1,000	
BOCHGRBOR	BANK OF CYPRUS (CR)	---	---	---	---	---	---	164,667	
EEEBOR	CC HBC AG (CR)	---	---	---	---	---	---	198,368	
CENERBOR	CENERGY HOLDINGS (CB)	---	---	---	---	---	---	82,810	
CREDIABOR	CrediaBank (CR)	---	---	---	---	---	---	241,100	
DIMANDBOR	DIMAND (CR)	---	---	---	---	---	---	5,509	
ELLAKTORBOR	ELLAKTOR (CR)	91,400	---	---	2,200	3.95%	---	283,404	
ELHABOR	ELVALHALCOR (CR)	---	---	---	---	---	---	63,198	
EUROBBOR	EUROBANK HOLDINGS (CR)	75,000	---	---	---	---	45,500	1.50%	126,524,908
EYDAPBOR	EYDAP S.A. (CR)	---	---	---	---	---	---	266,456	
FOYRKBOR	FOURLIS (CR)	7,197	---	---	---	---	---	25,590	
GEKTERNABOR	GEK TERNA (CR)	---	---	---	---	---	---	620,124	
SARBOR	GR. SARANTIS S.A. (CR)	490	---	---	---	---	---	24,166	
EXAEBOR	HELLENIC EXCHANGES-A.S.E. (CR)	---	---	---	---	---	---	461,086	
ELPEBOR	HELLENIO ENERGY (CR)	---	---	---	---	---	---	1,325,303	
INTEKBOR	IDEAL HOLDINGS (CR)	---	---	---	---	---	---	---	
INTRKBOR	INTRACOM HOLDINGS (CR)	---	---	---	---	---	---	49,646	
INLOTBOR	INTRALOT (CR)	---	---	---	---	---	---	1,149,531	
BELABOR	JUMBO SA (CR)	---	---	---	---	---	3,500	1.50%	219,791
KRIBOR	KRI-KRI S.A. (CR)	2,924	---	---	---	---	---	---	
LAMDABOR	LAMDA DEVELOPMENT SA (CR)	850	---	---	---	---	---	294,702	
MTLNBOR	METLEN PLC (CR)	---	---	---	---	---	---	115,384	
MIGBOR	MIG (CR)	541	---	---	---	---	---	39,913	

## Stock Lending Notes

[1] - Multilateral contracts Lending or Borrowing as per Methods 8-1, 8-2 and 8-3-3 (According to ATHEX BoD Resolution No.17)

[2] - Bilateral Contracts Lending or Borrowing as per Methods 8-3-1 and 8-3-2 & Contracts as per Method 4 (According to ATHEX BoD Resolution No.20)

[3] - The information concerning OTC Stock Borrowing Transactions is based on the statements of the Dematerialised Securities System (DSS) operators involved and refers to volumes that have been registered up until the previous working day.

[4] - Average Price (Volume weighted)

[5] - The Data concerning Open Interest before the start of trading session

Lending Products	Underlying Title	Multilateral Transactions[1]				Bilateral Transactions[2]		Stock Borrowing through OTC (volume)[3]
		Open Interest[5]	Volume(Offered)	Average Weighted	Transactions volume	Average Weighted	Transactions Volume	Transactions Volume
MOHBOR	MOTOR OIL (CR)	---	---	---	---	---	---	755,634
ETEBOR	NATIONAL BANK (CR)	95,000	---	---	---	---	---	18,393,453
NOVALBOR	NOVAL PROPERTY REIC (CR)	---	---	---	---	---	---	---
OPAPBOR	OPAP (CR)	1,817	---	---	---	600	1.50%	2,172,074
OPTIMABOR	OPTIMA BANK (CR)	300	---	---	---	---	---	832,517
HTOBOR	OTE (CR)	1,500	---	---	---	---	---	1,624,301
PPABOR	P.P.A. S.A. (CR)	---	---	---	---	---	---	591,401
TPEIRBOR	PIRAEUS FINANCIAL HOLD (CR)	75,000	---	---	---	---	---	10,055,005
PPCBOR	PPC (CR)	---	---	---	---	---	---	3,916,567
PROFBOR	PROFILE SA (CR)	---	---	---	---	---	---	5,000
QUESTBOR	QUEST HOLDINGS (CR)	1,696	---	---	---	---	---	18,038
PLATBOR	THRACE PLASTICS SA (CR)	---	---	---	---	---	---	1,596
TITCBOR	TITAN (CB)	---	---	---	---	---	---	92,779
OLTHBOR	TPA SA (CR)	---	---	---	---	---	---	750
VIOBOR	VIOHALCO SA/NV (CB)	---	---	---	---	---	---	---

## Stock Lending Notes

[1] - Multilateral contracts Lending or Borrowing as per Methods 8-1, 8-2 and 8-3-3 (According to ATHEX BoD Resolution No.17)

[2] - Bilateral Contracts Lending or Borrowing as per Methods 8-3-1 and 8-3-2 & Contracts as per Method 4 (According to ATHEX BoD Resolution No.20)

[3] - The information concerning OTC Stock Borrowing Transactions is based on the statements of the Dematerialised Securities System (DSS) operators involved and refers to volumes that have been registered up until the previous working day.

[4] - Average Price (Volume weighted)

[5] - The Data concerning Open Interest before the start of trading session



## Sectors codification for listed companies

12003 -	ETF	10101010	Computer Services
10101015	Software	10102030	Computer Hardware
15101010	Telecommunications Equipment	15102015	Telecommunications Services
20101010	Health Care Facilities	20102010	Medical Equipment
20103015	Pharmaceuticals	30101010	Banks
30202000	Diversified Financial Services	30202010	Asset Managers & Custodians
30202015	Investment Services	30204000	Closed End Investments
30302010	Full Line Insurance	30302015	Insurance Brokers
30302025	Property and Casualty Insurance	35101010	Real Estate Holding and Development
35101015	Real Estate Services	35102000	Diversified REITs
35102030	Office REITs	35102045	Retail REITs.
40201040	Rental & Leasing Services: Consumer	40202010	Home Construction
40202015	Household Furnishings	40202020	Household Appliance
40203040	Electronic Entertainment	40204020	Clothing & Accessories
40301010	Entertainment	40301030	Publishing
40301035	Radio & TV Broadcasters	40401010	Diversified Retailers
40401020	Apparel Retailers	40401025	Home Improvement Retailers
40401030	Specialty Retailers	40501010	Airlines
40501015	Travel & Tourism	40501020	Casinos & Gambling
40501025	Hotels & Motels	45101015	Distillers & Vintners
45101020	Soft Drinks	45102010	Farming Fishing Ranching & Plantations
45102020	Food Products	45103010	Tobacco
45201010	Food Retailers & Wholesalers	45201020	Personal Products
50101010	Construction	50101020	Building Roof/Wallboard and Plumbing
50101030	Cement	50101035	Building Materials: Other
50202010	Electrical Components	50203015	Plastics
50203030	Containers & Packaging	50204000	Machinery: Industrial
50204020	Machinery: Construction & Handling	50205010	Industrial Suppliers
50205020	Back Office Support HR & Consulting	50205030	Forms & Bulk Printing Services
50206015	Commercial Vehicles & Parts	50206030	Marine Transportation
50206060	Transportation Services	55101000	Diversified Materials
55101020	Textile Products	55102000	General Mining
55102010	Iron & Steel	55102015	Metal Fabricating
55102035	Aluminum	60101020	Oil Refining and Marketing
65101010	Alternative Electricity	65101015	Conventional Electricity
65102000	Multi-Utilities	65102030	Water

# ATHEXGROUP

Athens Exchange Group

Λεωφ. Αθηνών 110 | 104 42 Αθήνα  
110 Athinon Ave | 104 42 Athens GR  
T +30 210 3366 800  
[www.athexgroup.gr](http://www.athexgroup.gr)