



25

ΕΝΑΛΛΑΚΤΙΚΗ ΑΓΟΡΑ  
Ημερήσιο Δελτίο Συναλλακτικής  
Δραστηριότητας

ALTERNATIVE MARKET  
Daily Official List  
of Trading Activity



**Disclaimer:**

Hellenic Exchanges – Athens Stock Exchange S.A. (HELEX), endeavors to ensure that the data and other material ("Information") presented on the Daily Official List of the Alternative Market (ena) are accurate and complete, but it is not liable for any errors or omissions of data or /and for the accuracy, credibility, updating and completeness of the aforesaid information nor it has any liability arising directly or indirectly from the use of the above Information.

All contents of the Daily Official List of the Alternative Market (ENA) are provided only for information purposes and do not constitute investment advice or solicitation to invest in securities or other products listed for trading on HELEX.

You acknowledge and agree that HELEX is the owner of any property rights related to any Information appearing on the Daily Official List of the Alternative Market (ENA) including intellectual property rights copyright, trademarks, etc.

The above data are a property of the Hellenic Exchanges – Athens Stock Exchange S.A. and are copyright protected. Users are forbidden to reproduce, modify, copy, sale, transmit or redistribute, by all reproduction means and methods, part or the whole of the above data, without reference to their source.

---

**Hellenic Exchanges - Athens Stock Exchange S.A.**

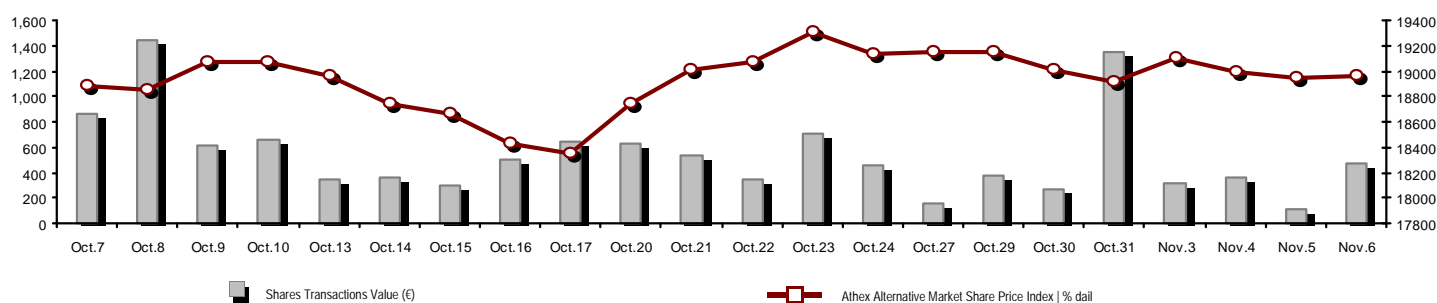
110 Athinon Ave., 10442 Athens, Tel: (210) 33.66.800, Fax: (210) 32.13.938

[www.athexgroup.gr](http://www.athexgroup.gr)

---

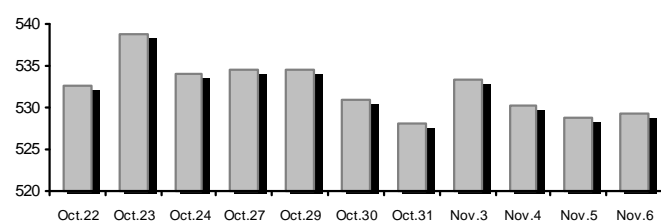
## Summary of Market

Athex Alternative Market Share Price Index vs Shares Transactions Value



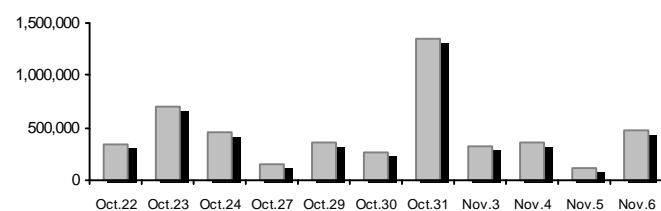
Total Transactions Value (€):	476,515.74
Athex Capitalisation (€):	529,296,654.25
Daily change: €   %	484,661.76 0.09%
Yearly Avg Capitalisation: €   % chng prev year Avg	679,293,876.53 -14.56%
Athex Alternative Market Share Price Index   % daily chng	18,956.37 0.09%
Athex Alternative Market Share Price Index Capitalisation (€)	529,296,654.25
Daily change (€)	484,661.76

Athex Capitalisation (€)



Shares Transactions Value (€)	476,515.74
Daily change: €   %	365,160.05 327.92%
YTD Avg Trans. Value: €   % chng prev year Avg	756,701.93 -20.25%
Blocks of Shares Transactions Value (€)	0.00

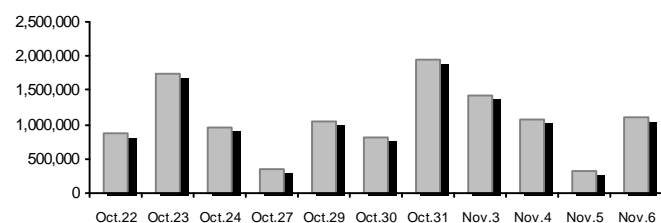
Value of Transactions (€)



Bonds Transactions Value (thou. €)	0.00
------------------------------------	------

Shares Transactions Volume (pieces)	1,105,907.00
Daily change: pieces   %	782,647.00 242.11%
YTD Avg Volume: pieces   % chng prev year Avg	2,245,097.41 -40.47%
Blocks of Shares Transactions Volume (pieces)	0.00

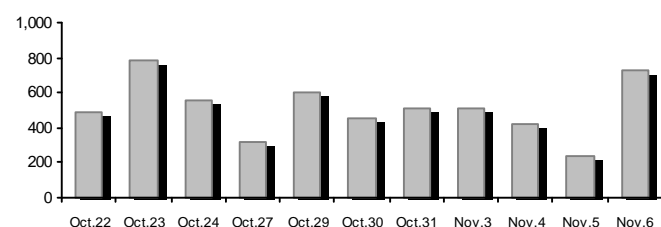
Volume of Transactions



Bonds Transactions Volume	0
---------------------------	---

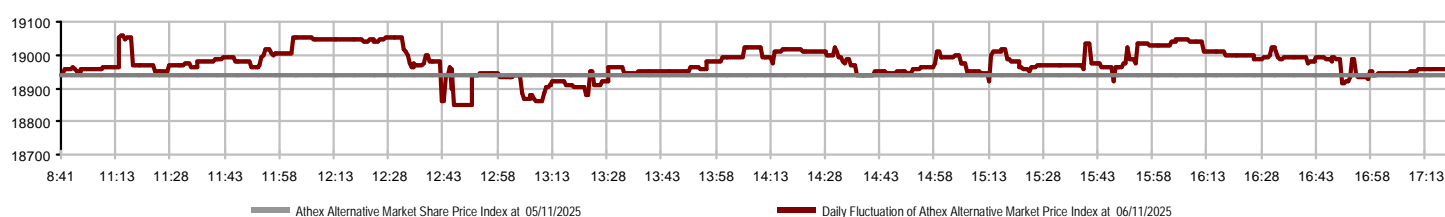
Shares Trades Number	727
Daily change: number   %	493 210.68%
YTD Avg Derivatives Trades number   % chng prev year Avg	649 -21.61%
Number of Blocks of Shares	0

Number of Trades



Number of Bonds Transactions	0
------------------------------	---

Daily Fluctuation of Athex Alternative Market Price Index



Athex Indices

Index name	06/11/2025	05/11/2025	pts.	%	Min	Max	Year min	Year max	Year change
ATHEX Alternative Market Price Index	18,956.37 #	18,939.01	17.36	0.09%	18,852.15	19,056.63	13,631.97	19,447.43	25.56% #

## Top 10 best & worst performing Shares

With positive Price change	Closing price	change	With negative Price change	Closing price	change
FOODLINK S.A. (CR)	1.19	9.68% #	SOFTWeb (CR)	1.97	-3.20% Ⓔ
DOPPLER (CR)	0.840	9.09% #	CAIRO MEZZ (CR)	0.451	-1.96% Ⓔ
OPTRONICS TECHNOLOGIES (CR)	2.18	0.00% -	GALAXY COSMOS MEZZ (CR)	0.467	-0.85% Ⓔ
			SUNRISEMEZZ (CR)	0.188	-0.84% Ⓔ
			PHOENIX VEGA (CR)	0.065	-0.15% Ⓔ
With the highest Transactions Value	Value (thou. €)	change	With the highest Transactions Volume	Volume	change
FOODLINK S.A. (CR)	179.84	9.68% #	PHOENIX VEGA (CR)	369,515	-0.15% Ⓔ
CAIRO MEZZ (CR)	147.56	-1.96% Ⓔ	CAIRO MEZZ (CR)	326,171	-1.96% Ⓔ
DOPPLER (CR)	53.63	9.09% #	FOODLINK S.A. (CR)	154,982	9.68% #
GALAXY COSMOS MEZZ (CR)	24.51	-0.85% Ⓔ	SUNRISEMEZZ (CR)	123,803	-0.84% Ⓔ
PHOENIX VEGA (CR)	23.71	-0.15% Ⓔ	DOPPLER (CR)	66,939	9.09% #
SOFTWeb (CR)	23.65	-3.20% Ⓔ	GALAXY COSMOS MEZZ (CR)	52,281	-0.85% Ⓔ
SUNRISEMEZZ (CR)	23.26	-0.84% Ⓔ	SOFTWeb (CR)	12,056	-3.20% Ⓔ
OPTRONICS TECHNOLOGIES (CR)	0.36	0.00% -	OPTRONICS TECHNOLOGIES (CR)	160	0.00% -

Number of Listed Shares	Nominal Value	Dividends [1]			Date of Last Coupon		Note	Shares	Closing price	% change	Previous closing price/date	Open price	Price min	Price max	Last price	Avg price	Last Bid [7]	Last Ask [7]	P/E after tax	Year	Volume	Trades	Transactions Value	Company Mkt Value (€) [3,5]	Year low	Year high	Sector[ 4]		
		2022	2023	2024	Dividend [2]	Right																							
309,096,827	0.100	---	---	---	29/09/2020	---	CAIRO MEZZ (CR)	0.451	-1.96	€	0.460	05/11/2025	0.468	0.432	0.469	0.451	0.452	1116@0.452	4500@0.459	---	2024	326,171	177	147,559.61	139,402.670.341	0.568	30202010		
12,481,290	0.040	---	---	---	19/08/2008	14/06/2024	---	DOPPLER (CR)	0.840	9.09	#	0.770	05/11/2025	0.785	0.755	0.840	0.840	0.801	471@0.820	---	---	---	66,939	118	53,634.18	10,484.280.352	0.870	50204000	
3,120,000	0.100	---	---	---	10/08/2023	---	---	DOTSOFT (CR)	24.00	---	↘	24.00	20/10/2025	---	---	---	---	---	100@25.00	---	---	2024	---	---	---	74,880.0014.20	24.00	10101010	
14,791,000	0.360	---	---	---	05/05/2010	12/05/2008	---	EUROXX (CR)	5.05	---	↘	5.05	07/10/2025	---	---	---	---	---	421@5.00	---	---	2024	---	---	---	74,694.55	4.32	5.05	30202015
33,352,551	0.100	---	---	---	12/06/2012	25/08/2023	---	FOODLINK S.A. (CR)	1.19	9.68	#	1.09	05/11/2025	1.09	1.09	1.19	1.19	1.16	1190@1.17	12975@1.19	---	---	154,982	230	179,835.34	39,689.540.402	1.19	50205010	
86,941,164	0.074	---	---	---	09/12/2024	---	---	GALAXY COSMOS MEZZ (CR)	0.467	-0.85	€	0.471	05/11/2025	0.470	0.465	0.472	0.465	0.469	4620@0.465	1177@0.471	---	2024	52,281	46	24,509.90	40,558.050.439	0.668	30202010	
7,300,000	0.500	0.0387	0.0499	0.0548	06/08/2025	28/02/2008	---	MEDITERRA (CR)	1.59	---	↘	1.59	05/11/2025	---	---	---	---	---	1100@1.44	50@1.60	---	2024	---	---	---	11,607.00	1.25	1.74	45102020
3,333,500	0.300	---	---	---	13/07/2020	09/12/2008	---	OPTRONICS TECHNOLOGIES (CR)	2.18	---	↘	2.18	31/10/2025	2.24	2.24	2.26	2.26	2.25	---	250@2.26	---	2024	160	2	360.00	7,267.03	1.35	3.10	10102015
1,250,367,229	0.008	---	---	0.0064	24/06/2025	27/11/2024	---	PHOENIX VEGA (CR)	0.065	-0.15	€	0.065	05/11/2025	0.065	0.063	0.066	0.065	0.064	7704@0.064	44860@0.065	---	2024	369,515	58	23,712.20	80,898.760.061	0.084	30202010	
5,393,467	0.120	---	---	---	23/07/2024	---	---	SOFTWeb (CR)	1.97	-3.20	€	2.03	05/11/2025	2.01	1.94	2.02	1.97	1.96	500@1.96	50@1.99	---	---	12,056	58	23,648.44	10,598.16	1.52	2.29	10101015
178,623,895	0.031	---	---	---	27/11/2024	---	---	SUNRISEMEZZ (CR)	0.188	-0.84	€	0.190	05/11/2025	0.187	0.187	0.190	0.188	0.188	15352@0.187	900@0.189	---	2024	123,803	38	23,256.07	33,617.020.183	0.279	30202010	
1,046,653	1.05	---	---	---	08/06/2010	04/08/2025	---	VIDAVO (CR)	5.35	---	↘	5.35	05/11/2025	---	---	---	---	---	---	58@5.20	---	2024	---	---	---	5,599.59	2.57	5.85	20101025

Shares' Notes

Code	Note text
( )	- Adjusted dividends.
*	- Last adjusted closing price.
[1]	- Net dividends.
[2]	- The "Date of Last Coupon" for New listings refers to the date company's stocks started to trade in Athex
[3]	- The Company Market Value is referred to the number of listed shares
[4]	- Sectors codification can be found in Appendix A
[5]	- The Market Value refers to the total number of shares listed (including their several classes) in the exchange by the company.
[6]	- P/E greater than 100
[7]	- Last view of the Order Book before the end of the trading session

Blocks Data

Stocks	Block Volume	Price	Block Trade Value	Time of approval	Note
No Blocks Transactions.					

Blocks Notes

- 2 - SPOT 1 or SPOT 2 Packet

3 - Block with Short Selling

4 - Buy to Close Block

6 - Simultaneous Constitution

7 - Repurchase Agreement

8 - Dispersion's Achievement (Not Listed)

9 - Dispersion's Achievement (Listed)

10 - Share Capital Majority of Greek State (> 50 bil)

11 - Total Assets > 500 bil

12 - Sell Offer through Athex

13 - Forced Sale of NMOE

14 - Restoration Packet

15 - Market Maker Packet

16 - Short Selling

18 - SPOT 1 Packet

20 - Method 6-1 Packet



Rights Data

Occured date	Exercise from	Exercise until	Trading until	Rights	Price min	Price max	Closing price	Last Bid	Last Ask	Volume	Trades	Transactions Value
-----------------	------------------	-------------------	------------------	--------	--------------	--------------	------------------	----------	----------	--------	--------	-----------------------

No Rights Transactions.

Non Convertible Corporate Bonds - Alternative Market

Num Listed Bonds	Nominal price	Issue price	Today's Rate	Exp. Date	Duration (years)	Note	Coupon attached		Trading	Non Convertible Corporate Bonds -	Accrued Int.	Yield.T.Mat	Price min	Price max	Closing price	Previous closing price/date		Volume	Transactions Value	Last order		Year min	Year max	
							Common	Preferred								Price	Buy / Sell			Date				
4,075	1,000.00	1,000.00	4.50	22/12/2026	5	---	8	---	1	R ENERGY 1 S.A. (Non Convertible)	17.5000	4.3450	---	---	---	99.3330	05/11/2025	---	---	96.4001	B	06/11/2025	97.5107	100.7000
6,500	441.00	1,000.00	5.50	22/12/2025	8	---	16	---	1	DELTA TECHNIKH S.A. (Non Convertible)	9.4325	5.4640	---	---	---	99.7000	31/10/2025	---	---	98.5004	B	06/11/2025	99.4798	102.0000

Corporate Bonds Notes

Transactions Volume = (Pieces) \* (Nominal Price). Transactions Value = (Pieces) \* (Nominal Price) \* (price %) + (Accrued interest).  
The price of a Bond is stated as a percentage (%) of Bond's Nominal Price.  
Nominal Price in Euros (€), except if it is noted differently.

# ATHEXGROUP

Athens Exchange Group

Λεωφ. Αθηνών 110 | 104 42 Αθήνα  
110 Athinon Ave | 104 42 Athens GR  
T +30 210 3366 800  
[www.athexgroup.gr](http://www.athexgroup.gr)