



25

ΕΝΑΛΛΑΚΤΙΚΗ ΑΓΟΡΑ
Ημερήσιο Δελτίο Συναλλακτικής
Δραστηριότητας

ALTERNATIVE MARKET
Daily Official List
of Trading Activity



Disclaimer:

Hellenic Exchanges – Athens Stock Exchange S.A. (HELEX), endeavors to ensure that the data and other material ("Information") presented on the Daily Official List of the Alternative Market (ena) are accurate and complete, but it is not liable for any errors or omissions of data or /and for the accuracy, credibility, updating and completeness of the aforesaid information nor it has any liability arising directly or indirectly from the use of the above Information.

All contents of the Daily Official List of the Alternative Market (ENA) are provided only for information purposes and do not constitute investment advice or solicitation to invest in securities or other products listed for trading on HELEX.

You acknowledge and agree that HELEX is the owner of any property rights related to any Information appearing on the Daily Official List of the Alternative Market (ENA) including intellectual property rights copyright, trademarks, etc.

The above data are a property of the Hellenic Exchanges – Athens Stock Exchange S.A. and are copyright protected. Users are forbidden to reproduce, modify, copy, sale, transmit or redistribute, by all reproduction means and methods, part or the whole of the above data, without reference to their source.

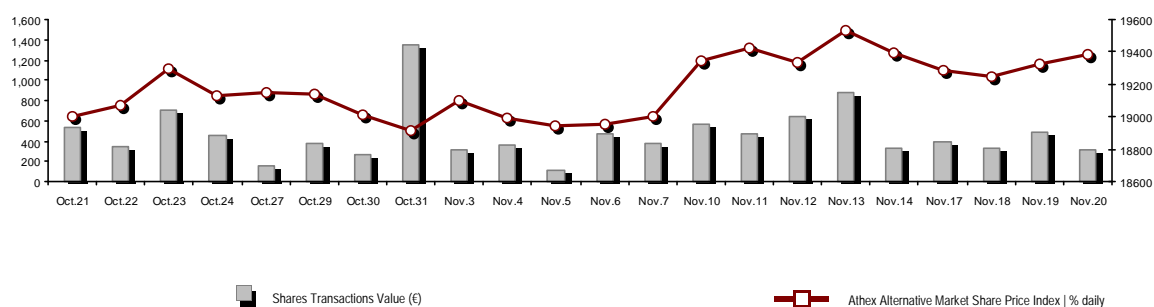
Hellenic Exchanges - Athens Stock Exchange S.A.

110 Athinon Ave., 10442 Athens, Tel: (210) 33.66.800, Fax: (210) 32.13.938

www.athexgroup.gr

Summary of Market

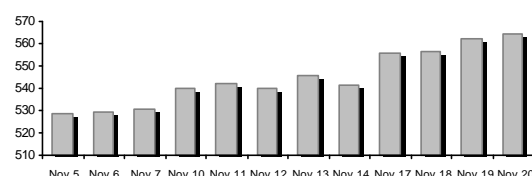
Athex Alternative Market Share Price Index vs Shares Transactions Value



Total Transactions Value (€): 311,144.24

Athex Capitalisation (€)

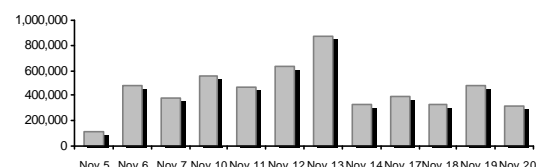
Athex Capitalisation (€): 564,207,355.72
 Daily change: € | % 1,714,985.38 0.30%
 Yearly Avg Capitalisation: € | % chng prev year Avg 673,372,950.96 -8.92%
 Athex Alternative Market Share Price Index | % daily chng 19,385.48 0.30%
 Athex Alternative Market Share Price Index Capitalisation (€) 564,207,355.72
 Daily change (€) 24,574,607.88



Shares Transactions Value (€) 311,144.24

Value of Transactions (€)

Daily change: € | % -171,858.78 -35.58%
 YTD Avg Trans. Value: € | % chng prev year Avg 744,099.08 -21.58%
 Blocks of Shares Transactions Value (€) 0.00

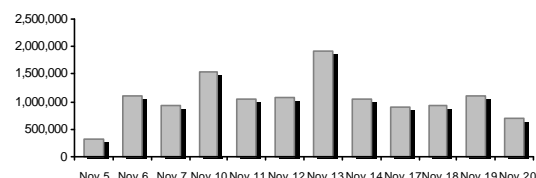


Bonds Transactions Value (thou. €) 30.58

Shares Transactions Volume (pieces) 697,221.00

Volume of Transactions

Daily change: pieces | % -400,110.00 -36.46%
 YTD Avg Volume: pieces | % chng prev year Avg 2,194,271.66 -41.82%
 Blocks of Shares Transactions Volume (pieces) 0.00

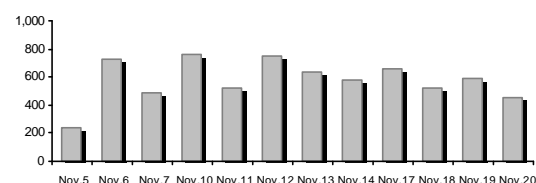


Bonds Transactions Volume 30,000

Shares Trades Number 451

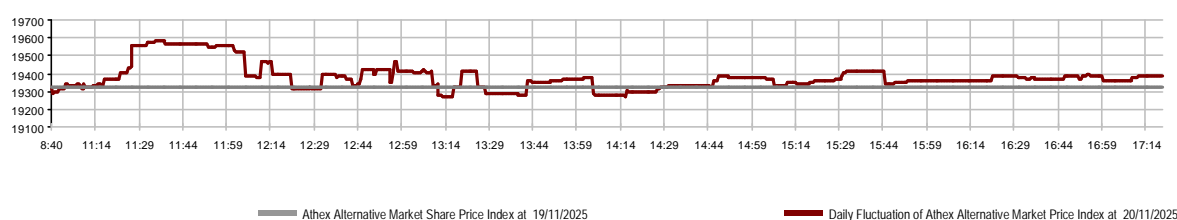
Number of Trades

Daily change: number | % -138 -23.43%
 YTD Avg Derivatives Trades number | % chng prev year Avg 647 -21.89%
 Number of Blocks of Shares 0



Number of Bonds Transactions 1

Daily Fluctuation of Athex Alternative Market Price Index



Athex Indices

Index name	20/11/2025	19/11/2025	pts.	%	Min	Max	Year min	Year max	Year change
ATHEX Alternative Market Price Index	19,385.48 #	19,326.55	58.93	0.30%	19,267.37	19,583.27	13,631.97	19,583.27	28.40% #

Top 10 best & worst performing Shares

With positive Price change	Closing price	change	With negative Price change	Closing price	change
SUNRISEMEZZ (CR)	0.190	4.40% #	OPTRONICS TECHNOLOGIES (CR)	2.10	-3.67% ⚡
VIDAVO (CR)	5.70	1.79% #	TREK DEVELOPMENT (CR)	2.80	-3.66% ⚡
DOPPLER (CR)	0.845	1.20% #	DOTSOFT (CR)	27.00	-1.46% ⚡
CAIRO MEZZ (CR)	0.448	1.13% #	SOFTWeb (CR)	2.02	-0.98% ⚡
GALAXY COSMOS MEZZ (CR)	0.479	0.74% #			
PHOENIX VEGA (CR)	0.065	0.62% #			
FOODLINK S.A. (CR)	1.27	0.39% #			
MEDITERRA (CR)	1.59	0.00% ↗			

With the highest Transactions Value	Value (thou. €)	change	With the highest Transactions Volume	Volume	change
CAIRO MEZZ (CR)	75.44	1.13% #	PHOENIX VEGA (CR)	265,124	0.62% #
TREK DEVELOPMENT (CR)	68.01	-3.66% ⚡	CAIRO MEZZ (CR)	168,659	1.13% #
GALAXY COSMOS MEZZ (CR)	63.53	0.74% #	GALAXY COSMOS MEZZ (CR)	133,879	0.74% #
FOODLINK S.A. (CR)	55.61	0.39% #	SUNRISEMEZZ (CR)	49,687	4.40% #
PHOENIX VEGA (CR)	17.14	0.62% #	FOODLINK S.A. (CR)	44,205	0.39% #
SUNRISEMEZZ (CR)	9.42	4.40% #	TREK DEVELOPMENT (CR)	23,331	-3.66% ⚡
DOPPLER (CR)	8.22	1.20% #	DOPPLER (CR)	9,715	1.20% #
DOTSOFT (CR)	6.75	-1.46% ⚡	OPTRONICS TECHNOLOGIES (CR)	949	-3.67% ⚡
VIDAVO (CR)	3.33	1.79% #	SOFTWeb (CR)	835	-0.98% ⚡
OPTRONICS TECHNOLOGIES (CR)	1.99	-3.67% ⚡	VIDAVO (CR)	585	1.79% #

Number of Listed Shares	Nominal Value	Dividends [1]			Date of Last Coupon Dividend [2]	Date of Right	Note	Shares	Closing price	% change	Previous closing price/date	Open price	Price min	Price max	Last price	Avg price	Last Bid [7]	Last Ask [7]	P/E after tax	Year	Volume	Trades	Transactions Value	Company Mkt Value (€) [3,5]	Year low	Year high	Sector[4]
309,096,827	0.100	---	---	---	29/09/2020	---	---	CAIRO MEZZ (CR)	0.448	1.13 P	0.443 19/11/2025	0.440	0.440	0.453	0.448	0.447	2306@0.445	1948@0.448	---	2024	168,659	94	75,444.53	138,475.380	3.41	0.568	30202010
12,481,290	0.040	---	---	---	19/08/2008	14/06/2024	---	DOPPLER (CR)	0.845	1.20 P	0.835 19/11/2025	0.850	0.830	0.870	0.845	0.847	500@0.830	1000@0.850	---	---	9,715	20	8,224.21	10,546.690	3.52	1.00	50204000
3,120,000	0.100	---	---	---	10/08/2023	---	---	DOTSOFT (CR)	27.00	-1.46 E	27.40 19/11/2025	27.00	27.00	27.00	27.00	27.00	10@26.60	250@27.40	---	2024	250	2	6,750.00	84,240.001	4.20	28.00	10101010
14,791,000	0.360	---	---	---	05/05/2010	12/05/2008	---	EUROXX (CR)	5.05	---	5.05 07/10/2025	---	---	---	---	---	421@5.00	---	---	2024	---	---	---	74,694.55	4.32	5.05	30202015
33,352,551	0.100	---	---	---	12/06/2012	25/08/2023	---	FOODLINK S.A. (CR)	1.27	0.39 P	1.27 19/11/2025	1.29	1.23	1.29	1.27	1.26	2500@1.26	595@1.27	---	---	44,205	73	55,613.65	42,357.740	4.02	1.42	50205010
86,941,164	0.074	---	---	---	09/12/2024	---	---	GALAXY COSMOS MEZZ (CR)	0.479	0.74 P	0.475 19/11/2025	0.470	0.470	0.480	0.479	0.475	840@0.471	23036@0.479	---	2024	133,879	72	63,530.85	41,601.350	4.39	0.668	30202010
7,300,000	0.500	0.0387	0.0499	0.0548	06/08/2025	28/02/2008	---	MEDITERRA (CR)	1.59	---	1.59 19/11/2025	1.57	1.57	1.57	1.57	1.57	200@1.44	498@1.57	---	2024	2	1	3.14	11,607.00	1.25	1.74	45102020
3,333,500	0.300	---	---	---	13/07/2020	09/12/2008	---	OPTRONICS TECHNOLOGIES (CR)	2.10	-3.67 E	2.18 06/11/2025	2.10	2.10	2.10	2.10	2.10	1051@2.10	500@2.20	---	2024	949	4	1,992.90	7,000.35	1.35	3.10	10102015
1,250,367,229	0.008	---	---	---	006424/06/2025	27/11/2024	---	PHOENIX VEGA (CR)	0.065	0.62 P	0.064 19/11/2025	0.064	0.064	0.065	0.065	0.065	2000@0.064	5555@0.064	---	2024	265,124	26	17,137.64	80,898.760	0.61	0.084	30202010
5,393,467	0.120	---	---	---	23/07/2024	---	---	SOFTWeb (CR)	2.02	-0.98 E	2.04 19/11/2025	2.04	1.98	2.04	2.00	2.02	500@1.94	1500@2.03	---	---	835	6	1,686.50	10,894.80	1.52	2.29	10101015
178,623,895	0.031	---	---	---	27/11/2024	---	---	SUNRISEMEZZ (CR)	0.190	4.40 P	0.182 19/11/2025	0.180	0.180	0.191	0.190	0.190	2500@0.185	40339@0.190	---	2024	49,687	33	9,422.31	33,902.820	1.78	0.279	30202010
7,865,000	0.200	---	---	---	17/11/2025	---	---	TREK DEVELOPMENT (CR)	2.80	-3.66 E	2.91 19/11/2025	3.00	2.74	3.09	2.80	2.92	2000@2.72	5@2.80	---	---	23,331	118	68,012.51	22,022.00	1.90	3.10	50101015
1,046,653	1.05	---	---	---	08/06/2010	04/08/2025	---	VIDAVO (CR)	5.70	1.79 P	5.60 19/11/2025	5.60	5.60	5.70	5.70	5.69	600@5.65	100@5.75	---	2024	585	2	3,326.00	5,965.92	2.57	5.85	20101025

Shares' Notes

Code	Note text
()	- Adjusted dividends.
*	- Last adjusted closing price.
[1]	- Net dividends.
[2]	- The "Date of Last Coupon" for New listings refers to the date company's stocks started to trade in Athex
[3]	- The Company Market Value is referred to the number of listed shares
[4]	- Sectors codification can be found in Appendix A
[5]	- The Market Value refers to the total number of shares listed (including their several classes) in the exchange by the company.
[6]	- P/E greater than 100
[7]	- Last view of the Order Book before the end of the trading session

Blocks Data

Stocks	Block Volume	Price	Block Trade Value	Time of approval	Note
No Blocks Transactions.					

Blocks Notes

- 2 - SPOT 1 or SPOT 2 Packet

3 - Block with Short Selling

4 - Buy to Close Block

6 - Simultaneous Constitution

7 - Repurchase Agreement

8 - Dispersion's Achievement (Not Listed)

9 - Dispersion's Achievement (Listed)

10 - Share Capital Majority of Greek State (> 50 bil)

11 - Total Assets > 500 bil

12 - Sell Offer through Athex

13 - Forced Sale of NMOE

14 - Restoration Packet

15 - Market Maker Packet

16 - Short Selling

18 - SPOT 1 Packet

20 - Method 6-1 Packet

Rights Data

Occured date	Exercise from	Exercise until	Trading until	Rights	Price min	Price max	Closing price	Last Bid	Last Ask	Volume	Trades	Transactions Value
-----------------	------------------	-------------------	------------------	--------	--------------	--------------	------------------	----------	----------	--------	--------	-----------------------

No Rights Transactions.

Non Convertible Corporate Bonds - Alternative Market

Num Listed Bonds	Nominal price	Issue price	Today's Rate	Exp. Date	Duration (years)	Note	Coupon attached		Trading	Non Convertible Corporate Bonds -	Accrued Int.	Yield.T.Mat	Price min	Price max	Closing price	Previous closing price/date	Volume	Transactions Value	Last order		Date	Year min	Year max	
							Common	Preferred											Price	Buy / Sell				
4,075	1,000.00	1,000.00	4.50	22/12/2026	5	---	8	---	1	R ENERGY 1 S.A. (Non Convertible)	19.2500	3.8180	100.0000	100.0000	100.0000	99.7000	19/11/2025	30,000	30,577.50	96.7606	B	20/11/2025	97.5107	100.7000
6,500	441.00	1,000.00	5.50	22/12/2025	8	---	16	---	1	DELTA TECHNIKH S.A. (Non Convertible)	10.3758	3.8230	---	---	---	99.9990	18/11/2025	---	---	97.2002	B	20/11/2025	99.4798	102.0000

Corporate Bonds Notes

Transactions Volume = (Pieces) * (Nominal Price). Transactions Value = (Pieces) * (Nominal Price) * (price %) + (Accrued interest).
The price of a Bond is stated as a percentage (%) of Bond's Nominal Price.
Nominal Price in Euros (€), except if it is noted differently.

ATHEXGROUP

Athens Exchange Group

Λεωφ. Αθηνών 110 | 104 42 Αθήνα
110 Athinon Ave | 104 42 Athens GR
T +30 210 3366 800
www.athexgroup.gr