

25

Ημερήσιο Δελτίο  
Συναλλακτικής Δραστηριότητας

Daily Official List  
of Trading Activity



**Disclaimer:**

Hellenic Exchanges-Athens Stock Exchange S.A endeavours to ensure that the data and other material ("Information") presented on the Daily Official List are accurate and complete, but it is not liable for any errors or omissions of data or /and for the accuracy, credibility, updating and completeness of the aforesaid information nor it has any liability arising directly or indirectly from the use of the above Information.

The Company is not liable for the accuracy of the data included in listed companies' announcements. Only the sender of such an announcement is fully and solely liable for any infringement of third party's rights from the content of such announcement. All contents of the Daily Official List are provided only for information purposes and do not constitute investment advice or solicitation to invest in securities or other products listed for trading on the Exchange.

You acknowledge and agree that the Company is the owner of any property rights related to any Information appearing on the Daily Official List including intellectual property rights copyright, trademarks, etc.

The above data are a property of the Hellenic Exchanges-Athens Exchange and are copyright protected. Users are forbidden to reproduce, modify, copy, sale, transmit or redistribute, by all reproduction means and methods, part or the whole of the above data, without reference to their source.

The commercial exploitation of these data is, also, forbidden by third parties. Hellenic Exchanges-Athens Exchange does not carry any responsibility, direct or indirect, derived from usage or accidental alteration of the above data when used by third parties.

---

**Hellenic Exchanges – Athens Stock Exchange S.A.**

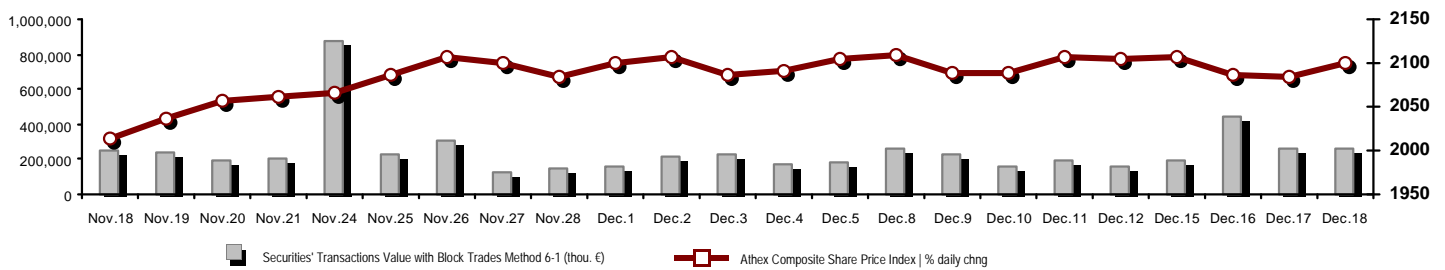
110 Athinon Ave., 10442 Athens, Tel: (210) 33.66.800, Fax: (210) 32.13.938

[www.athexgroup.gr](http://www.athexgroup.gr)

---

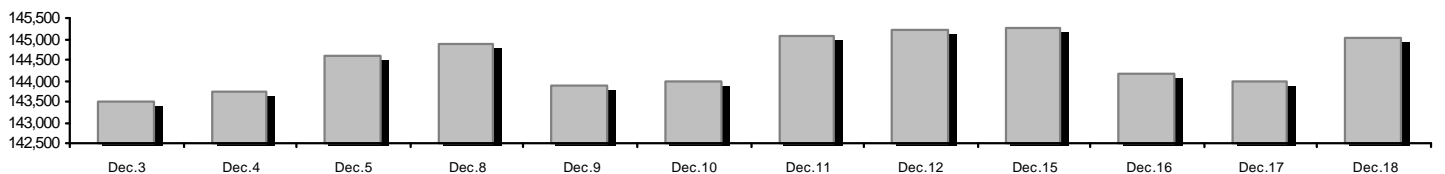
## Summary of Markets

Athex Composite Share Price Index vs Shares and Derivatives Transactions Value

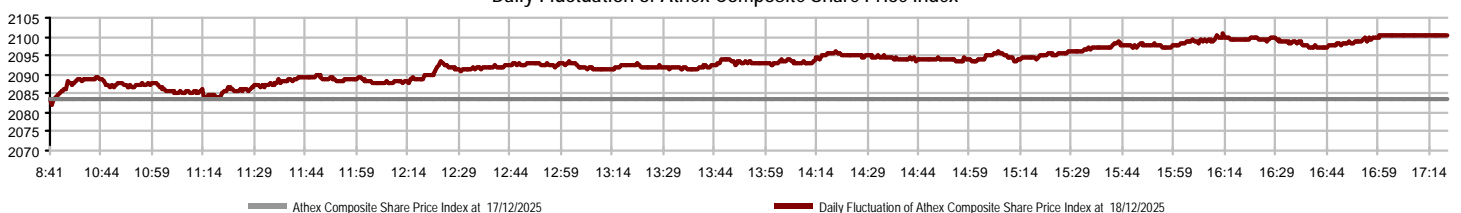


Athex Capitalisation (mill. €) **: 145,032.42	Derivatives Total Open Interest: 1,557,600
Daily change: mill. €   %: 1,077.59 0.75%	in Index Futures   % daily chng: 10,248 3.03%
Yearly Avg Capitalisation: mill. €   % chng prev year Avg: 127,230.73 28.92%	in Stock Futures   % daily chng: 1,538,185 1.45%
Athex Composite Share Price Index   % daily chng: 2,100.46 0.81%	in Index Options   % daily chng: 6,831 9.21%
Athex Composite Share Price Index Capitalisation (mill. €): 134,470.40	in Stock Options   % daily chng: 2,336 0.43%
Daily change (mill. €): 1,078.00	
Securities' Transactions Value with Block Trades Method 6-1 (t): 262,413.50	Derivatives Contracts Volume: 210,388
Daily change: %: 4,978.15 1.93%	Daily change: pieces   %: -8,275 -3.78%
YtD Avg Trans. Value: thou. €   % chng prev year Avg: 216,275.75 57.42%	YtD Avg Derivatives Contracts % chng prev year Avg: 58,240 56.51%
Blocks Transactions Value of Method 6-1 (thou. €): 64,683.30	Derivatives Trades Number: 4,093
Blocks Transactions Value of Method 6-2 & 6-3 (thou. €): 0.00	Daily change: number   %: -60 -1.44%
Bonds Transactions Value (thou.€): 1,513.50	YtD Avg Trades number % chng prev year Avg: 2,223 21.99%
Securities' Transactions Volume with Block Trades Method 6-1 (tho): 48,514.47	Lending Total Open Interest: 359,159
Daily change: thou. pieces   %: -4,498.53 -8.49%	Daily change: pieces   %: 47,395 15.20%
YtD Avg Volume: % chng prev year Avg: 41,839.38 43.81%	Lending Volume (Multilateral/Bilateral): 67,099
Blocks Transactions Volume of Method 6-1 (thou. Pieces): 13,569.18	Daily change: pieces   %: 1,164
Blocks Transactions Volume of Method 6-2 & 6-3 (thou. Pieces): 0.00	Multilateral Lending: 61,599
Bonds Transactions Volume: 1,513,000	Bilateral Lending: 5,500
Securities' Trades Number with Block Trades Method 6-1: 67,576	Lending Trades Number: 11
Daily change: number   %: -9,054 -11.82%	Daily change: %: -1
YtD Avg Trades number % chng prev year Avg: 50,276 38.80%	Multilateral Lending Trades Number: 10
Number of Blocks Method 6-1: 52	Bilateral Lending Trades Number: 1
Number of Blocks Method 6-2 & 6-3: 0	
Number of Bonds Transactions: 263	

Athex Capitalisation (mill. €) \*\*



Daily Fluctuation of Athex Composite Share Price Index



## Athex Indices

Index name	18/12/2025	17/12/2025	pts.	%	Min	Max	Year min	Year max	Year change
Athex Composite Share Price Index	2,100.46 #	2,083.49	16.97	0.81%	2,081.91	2,100.64	1,455.08	2,135.29	42.92% #
Athex Composite Index Total Return Index	4,134.78 #	4,101.38	33.40	0.81%	4,098.27	4,135.14	2,755.49	4,172.25	48.76% #
Athex ESG Index	2,480.46 #	2,460.96	19.50	0.79%	2,458.45	2,480.93	1,676.07	2,516.67	47.81% #
ATHEX Small Cap Price Index	2,502.64 #	2,484.62	18.02	0.73%	2,478.79	2,504.00	0.00	2,504.00	34.01% #
ATHEX Alternative Market Price Index	19,891.57 #	19,881.46	10.11	0.05%	19,814.61	20,030.82	13,631.97	20,510.42	31.75% #
FTSE/Athex Large Cap	5,300.31 #	5,258.40	41.91	0.80%	5,253.76	5,300.77	3,550.72	5,382.99	48.45% #
FTSE/Athex Mid Cap Index	2,822.93 #	2,790.42	32.51	1.17%	2,790.42	2,828.75	2,262.76	3,029.36	20.95% #
FTSE/ATHEX High Dividend Yield Index	4,914.60 #	4,886.84	27.76	0.57%	4,884.91	4,918.85	3,928.87	5,211.39	22.23% #
FTSE/Athex Market Index	1,251.58 #	1,241.23	10.35	0.83%	1,240.42	1,251.68	850.04	1,273.00	47.04% #
FTSE/Athex Banks	2,314.59 #	2,294.38	20.21	0.88%	2,285.50	2,318.56	1,278.63	2,474.67	79.98% #
FTSE/ATHEX TECHNOLOGY & TELECOMMUNICAT	6,703.87 #	6,703.11	0.76	0.01%	6,684.46	6,745.87	5,244.36	6,770.72	18.25% #
FTSE/ATHEX FINANCIAL SERVICES	10,822.34 #	10,728.40	93.94	0.88%	10,686.66	10,841.01	6,002.57	11,567.10	79.34% #
FTSE/ATHEX REAL ESTATE	5,514.95 #	5,493.55	21.40	0.39%	5,478.88	5,528.24	4,359.91	5,733.12	13.03% #
FTSE/ATHEX CONSUMER DISCRETIONARY	5,699.65 #	5,621.34	78.31	1.39%	5,621.06	5,699.65	4,770.42	6,429.79	13.20% #
FTSE/ATHEX CONSUMER STAPLES	8,634.91 #	8,481.21	153.70	1.81%	8,481.21	8,634.91	6,653.46	9,184.21	29.09% #
FTSE/ATHEX INDUSTRIALS	9,828.67 #	9,791.53	37.14	0.38%	9,763.14	9,836.16	6,534.30	9,836.16	37.32% #
FTSE/ATHEX BASIC MATERIALS	9,637.61 €	9,683.33	-45.72	-0.47%	9,619.24	9,779.91	4,549.74	9,779.91	92.08% #
FTSE/ATHEX ENERGY & UTILITIES	6,707.24 #	6,685.30	21.94	0.33%	6,663.13	6,738.11	4,945.68	6,917.59	34.71% #
Athex All Share Index	480.02 #	476.45	3.57	0.75%	480.02	480.02	340.27	480.82	41.41% #
Hellenic Mid & Small Cap Index	2,890.59 #	2,879.95	10.64	0.37%	2,876.93	2,894.00	2,005.36	2,894.00	36.55% #
FTSE/Athex Large Cap Total Return	9,477.05 #	9,402.11	74.94	0.80%			6,199.42	9,540.03	54.22% #
FTSE/Athex Mid Cap Total Return	4,000.56 #	3,954.49	46.07	1.17%			3,153.97	4,246.28	25.10% #
MSCI GREECE REBASED	8,574.44 #	8,498.37	76.07	0.90%	8,469.73	8,580.08	5,512.03	9,057.72	54.17% #
Hellenic Corporate Bond Index	143.97 €	144.03	-0.06	-0.04%			138.48	144.26	3.53% #
Hellenic Corporate Bond Price Index	93.82 €	93.86	-0.04	-0.04%			93.11	94.58	-0.11% €

Note 1: FTSE/Med 100, Hellenic Corporate Bond Price Index and Hellenic Corporate Bond Index closing prices refer to the previous trading day of 16/12/2025.

Note 2: The Hellenic Mid & Small Cap Index is a Customized index calculated by the Athens Exchange.

## Analytic Figures for Athex Market's Boards and Categories

	Total Traded Securities	Main Market	Surveillance	Exchange Traded Funds (ETFs)
Totals	123	121	1	1
Gain / Lose / Same:	57 / 44 / 22	56 / 44 / 21	0 / 0 / 1	1 / 0 / 0
Athex Capitalisation (mill. €) **	145,032.42	145,000.60	31.82	
Daily Average Trans/ons Value(thou.€)	216,275.75	216,320.32	16.27	312.70
Transactions Value	262,413.50	260,199.66	0.05	2,213.79
Main Board:	197,730.21	195,516.37	0.05	2,213.79
Blocks Board 6_2_3:	64,683.30	64,683.30	0.00	0.00
Forced Sales Board:	0.00	0.00	0.00	0.00
Special Terms Board:	0.00	0.00	0.00	0.00
Daily Average Transactions Volume	41,839,378	41,830,152	52,347	6,837
Transactions Volume	48,514,468	48,472,907	50	41,511
Main Board:	34,945,293	34,903,732	50	41,511
Blocks Board 6_2_3:	13,569,175	13,569,175	0	0
Forced Sales Board:	0	0	0	0
Special Terms Board:	0	0	0	0
Daily Average Number of Trades	50,276	50,126	28	124
Number of Trades	67,576	67,501	6	69
Main Board:	67,524	67,449	6	69
Blocks Board 6_2_3:	52	52	0	0
Forced Sales Board:	0	0	0	0
Special Terms Board:	0	0	0	0

## Trading Details by Athex Sectors and Financial Instruments (ETFs)

Code	Sectors	Gain / Lose / Same	Number of Trades	Transactions Volume	Transactions Value	% of Total Trans. Value
3010	- Banks	3 / 3 / 1	31,197	34,364,975	136,298,507.31	51.94%
5510	- Basic Resources	4 / 4 / 3	2,003	869,194	5,023,166.14	1.91%
5010	- Construction & Materials	4 / 6 / 2	6,490	2,025,037	20,225,691.29	7.71%
4020	- Consumer Products & Services	2 / 1 / 0	52	12,946	4,652.94	0.00%
6010	- Energy	2 / 1 / 1	2,735	587,443	7,204,485.53	2.75%
12000	- Financial Instruments	1 / 0 / 0	69	41,511	2,213,787.58	0.84%
3020	- Financial Services	2 / 1 / 2	541	60,640	352,968.98	0.13%
4510	- Food Beverage & Tobacco	2 / 1 / 2	261	35,836	1,076,285.98	0.41%
2010	- Health Care	0 / 3 / 0	382	342,136	334,234.26	0.13%
5020	- Industrial Goods & Services	8 / 7 / 3	2,792	720,398	6,112,563.00	2.33%
3030	- Insurance	0 / 1 / 0	19	2,280	13,987.52	0.01%
4030	- Media	0 / 2 / 1	233	103,792	240,862.82	0.09%
4520	- Personal Care, Drug & Grocery Stores	2 / 0 / 0	269	38,291	281,831.17	0.11%
3510	- Real Estate	10 / 2 / 1	1,660	645,684	2,461,143.05	0.94%
4040	- Retail	3 / 3 / 4	2,152	934,209	19,063,754.95	7.26%
1010	- Technology	4 / 6 / 2	1,964	625,050	3,643,799.76	1.39%
1510	- Telecommunications	1 / 1 / 0	1,351	336,577	5,635,147.46	2.15%
4050	- Travel & Leisure	5 / 1 / 0	5,948	5,141,574	23,786,433.57	9.06%
6510	- Utilities	4 / 1 / 0	7,458	1,626,895	28,440,199.77	10.84%

## Top 10 best &amp; worst performing Shares

## Main Market

With positive Price change	Closing price	change	With negative Price change	Closing price	change
DOMIKI KRITIS SA (CR)	2.3	12.75% #	INTERLIFE G.C.I.(CR)	6.08	-2.25% €
PAPOUTSANIS (CR)	3.35	6.35% #	PROODEFTIKH SA (CR)	0.46	-2.13% €
INTRALOT (CR)	1.038	3.80% #	AVE (CR)	0.5	-1.96% €
ALUMIL (CR)	5.04	3.70% #	CENERGY HOLDINGS (CB)	15.5	-1.90% €
EUROBANK (CR)	3.493	3.04% #	E.IN.S. (CR)	2.02	-1.70% €
CNL CAPITAL (CR)	6.95	2.96% #	SPACE HELLAS SA (CR)	7.48	-1.58% €
TITAN (CB)	49.35	2.60% #	TZIRAKIAN PROFIL (CR)	1.34	-1.47% €
FRIGOGLASS SA (CR)	0.451	2.50% #	ELVALHALCOR (CR)	3.92	-1.26% €
GR. SARANTIS S.A. (CR)	13.44	2.28% #	PROFILE SA (CR)	7.98	-1.24% €
ATHENS INTL AIRPORT (CR)	10.54	2.13% #	FAIS (CR)	3.27	-1.21% €
With the highest Transactions Value	Value (thou. €)	change	With the highest Transactions Volume	Volume	change
EUROBANK (CR)	79,955.91	3.04% #	EUROBANK (CR)	23,199,748	3.04% #
ALPHA BANK (CR)	29,604.53	0.94% #	ALPHA BANK (CR)	8,613,078	0.94% #
NATIONAL BANK (CR)	21,689.06	0.30% #	INTRALOT (CR)	4,006,650	3.80% #
OPAP (CR)	18,348.06	1.89% #	NATIONAL BANK (CR)	1,640,938	0.30% #
JUMBO SA (CR)	17,048.19	0.52% #	OPAP (CR)	1,009,203	1.89% #
METLEN PLC (CR)	14,673.94	0.66% #	ELLAKTOR (CR)	693,990	-1.16% €
TITAN (CB)	12,705.80	2.60% #	PPC (CR)	642,037	-0.78% €
PPC (CR)	11,462.28	-0.78% €	JUMBO SA (CR)	623,079	0.52% #
OTE (CR)	5,607.53	0.24% #	ELVALHALCOR (CR)	528,730	-1.26% €
INTRALOT (CR)	4,086.52	3.80% #	ADMIE (IPTO) HOLDING S.A. (CR)	521,229	1.71% #

Note: Stocks that are not included in the "Under Supervision" category, and the transactions value is more than 10,000 €.

## Derivatives Summary

	Number of Trades	Volume	Open Interest
Index Futures	179	1,212	10,248
FTSE/Athex Banks	6	66	2,402
FTSE/Athex Large Cap	167	1,086	7,846
MSCI GREECE REBASED	6	60	0
Stock Futures	3,873	208,185	1,538,185
ADMIE (IPTO) HOLDING S.A. (CR)	49	4,169	15,877
AEGEAN AIRLINES (CR)	139	1,410	4,661
AKTOR S.A. HOLDING CO. (CR)	94	14,891	85,656
ALPHA BANK (CR)	351	25,304	76,761
ATHENS INTL AIRPORT (CR)	5	16	275
AUTOHELLAS SA (CR)	10	164	718
AVAX S.A. (CR)	40	933	2,378
BANK OF CYPRUS (CR)	57	497	3,312
CC HBC AG (CR)	12	78	301
CENERGY HOLDINGS (CB)	46	239	5,651
CrediaBank (CR)	132	6,638	17,235
ELLAKTOR (CR)	65	1,893	2,468
ELVALHALCOR (CR)	130	1,441	5,118
EUROBANK (CR)	230	10,042	23,088
EYDAP S.A. (CR)	37	1,076	14,988
FOURLIS (CR)	109	3,491	5,152
GEK TERNA (CR)	127	1,134	11,320
HELLENIC EXCHANGES-A.S.E. (CR)	36	1,673	5,942
HELLENIQ ENERGY (CR)	80	2,477	5,035
INTRACOM HOLDINGS (CR)	144	4,459	12,351
INTRALOT (CR)	546	101,707	1,098,489
JUMBO SA (CR)	104	570	2,517
LAMDA DEVELOPMENT SA (CR)	144	5,188	16,023
METLEN PLC (CR)	445	3,564	13,545
MIG (CR)	2	6	181
MOTOR OIL (CR)	24	182	1,310
NATIONAL BANK (CR)	256	4,017	15,643
OPAP (CR)	146	3,356	4,462
OPTIMA BANK (CR)	22	155	649
OTE (CR)	42	1,341	2,223
P.P.A. S.A. (CR)	2	14	94
PIRAEUS FINANCIAL HOLD (CR)	0	0	59,959
PPC (CR)	109	4,749	21,282
QUEST HOLDINGS (CR)	11	145	321
TITAN (CB)	23	134	800
VIOHALCO SA/NV (CB)	104	1,032	2,400
Index Options	27	401	6,831
FTSE/Athex Large Cap	27	401	6,831
Stock Options	14	590	2,336
ALPHA BANK (CR)	0	0	475
NATIONAL BANK (CR)	0	0	186
OPAP (CR)	1	20	550
OTE (CR)	0	0	185
PPC (CR)	13	570	940
<b>Total Derivatives Traded</b>	<b>4,093</b>	<b>210,388</b>	<b>1,557,600</b>

Number of Outstanding Securities	Nominal Value	Dividends [1]			Date of Last Coupon		Note	Shares	Closing price	% change	Previous closing price/date	Open price	Price min	Price max	Last price	Avg price	Last Bid [7]	Last Ask [7]	P/E after tax	Year	Volume	Trades	Transactions Value[8]	Company Mkt Value (thou. €)	Year low	Year high	Sector[4]	
2,315,261,358	0.290	---	0.026	0.0303	01/12/2025	18/04/2017	---	ALPHA BANK (CR)	3.45	0.94 #	3.418	17/12/2025	3.428	3.41	3.461	3.45	3.437	656@3.45	6125@3.46	---	---	8,613,078	3,443	29,604,531.49	7,987,651.69	1.613	3.855	30101010
58,492,542	1.00	---	---	0.1	23/06/2025	27/01/2025	---	ALTER EGO MEDIA (CR)	6.275	-0.48 €	6.305	17/12/2025	6.3	6.21	6.39	6.275	6.26	43@6.26	1264@6.26	---	---	32,600	146	204,063.43	367,040.70	3.8169	6.74	40301035
36,353,868	1.00	(0.025)	0.1	0.11	01/07/2025	21/08/2023	---	AUSTRIACARD (CB)	5.94	0.17 #	5.93	17/12/2025	5.93	5.88	5.99	5.94	5.916	1000@5.90	349@5.94	---	---	23,367	83	138,242.69	215,941.98	4.75	6.4	10101010
435,686,031	0.100	---	---	0.48	22/09/2025	23/09/2024	---	BANK OF CYPRUS (CR)	8	---	8	17/12/2025	8.02	7.98	8.02	8	7.999	6465@7.98	6818@8.00	---	---	302,444	636	2,419,316.18	3,485,488.25	4.57	8.26	30101010
212,384,903	0.05	0.08	0.14	24/06/2025	07/12/2016	---	---	CENERGY HOLDINGS (CB)	15.5	-1.90 €	15.8	17/12/2025	15.68	15.46	15.76	15.5	15.518	1751@15.46	3690@15.50	---	---	238,331	1,276	3,698,355.34	3,291,966.00	7.52	16.06	50202010
373,239,562	6.70	0.78	0.93	1.03	29/05/2025	29/04/2013	---	CC HBC AG (CR)	43.46	1.54 #	42.8	17/12/2025	43.14	43.02	43.46	43.46	43.295	199@43.32	5@43.48	---	---	18,728	130	810,826.546	2,209,991.36	32.08	48.02	45101020
1,618,012,407	0.050	---	---	---	04/06/2008	16/10/2024	---	CrediaBank (CR)	1.61	-0.74 €	1.622	17/12/2025	1.64	1.606	1.64	1.61	1.617	5844@1.61	363@1.62	---	---	346,006	398	559,418.86	2,604,999.98	0.645	1.698	30101010
3,631,510,801	0.220	---	0.0933	0.105	06/11/2025	20/05/2019	---	EUROBANK (CR)	3.493	3.04 #	3.39	17/12/2025	3.373	3.326	3.499	3.493	3.446	34445@3.47	32876@3.49	---	---	23,199,748	21,996	79,955,905.892	684,867.23	1.95	3.725	30101010
51,135,470	1.00	0.11	0.12	0.15	27/06/2025	23/07/2019	---	FOURLIS (CR)	4.25	-0.23 €	4.26	17/12/2025	4.26	4.23	4.265	4.25	4.252	1000@4.24	30@4.26	---	---	59,581	224	253,340.45	217,325.75	3.545	5.05	40401010
305,635,185	2.18	0.3	0.9	0.75	02/07/2025	01/10/2003	---	HELLENIO ENERGY (CR)	8.285	---	8.285	17/12/2025	8.3	8.245	8.365	8.285	8.278	1777@8.28	215@8.32	---	---	468,109	1,458	3,875,217.89	2,532,187.51	6.8	8.765	60101020
56,003,921	1.70	---	---	---	30/08/1993	25/07/2025	---	IDEAL HOLDINGS (CR)	6.16	-0.49 €	6.19	17/12/2025	6.19	6.15	6.2	6.16	6.179	4310@6.15	250@6.17	---	---	67,309	214	415,876.84	344,984.15	5.34	6.54	10102030
83,600,000	0.690	---	0.0504	0.1209	22/09/2025	02/07/2024	---	INTRACOM HOLDINGS (CR)	3.46	0.88 #	3.43	17/12/2025	3.43	3.42	3.485	3.46	3.45	5500@3.46	3564@3.47	---	---	148,625	422	512,749.60	289,256.00	2.45	3.755	10101010
134,365,561	0.880	0.6	1.4726	0.5063	21/07/2025	05/03/2014	---	JUMBO SA (CR)	27.34	0.52 #	27.2	17/12/2025	27.38	27.2	27.54	27.34	27.361	195@27.32	252@27.36	---	---	623,079	1,416	17,048,189.64	3,673,554.44	22.18	32.74	40401010
176,736,715	0.300	---	---	---	30/05/2007	27/11/2019	---	LAMDA DEVELOPMENT SA (CR)	7.08	0.28 #	7.06	17/12/2025	7.06	7.02	7.12	7.08	7.065	2019@7.07	537@7.10	---	---	133,059	842	940,027.40	1,251,295.94	5.73	8	35101010
143,022,980	1.00	---	---	---	04/08/2025	---	---	METLEN PLC (CR)	42.38	0.66 #	42.1	17/12/2025	41.9	41.8	42.78	42.38	42.391	100@42.30	612@42.38	---	---	346,157	4,090	14,673,942.74	6,061,313.89	40.6	57	65102000
126,502,434	0.500	---	0.0304	0.0302	15/05/2025	28/07/2021	---	PREMIA (CR)	1.358	-0.59 €	1.366	17/12/2025	1.37	1.348	1.37	1.358	1.358	500@1.35	3907@1.36	---	---	72,708	231	98,713.73	171,790.31	1.15	1.428	35102000
21,500,000	0.400	0.03	0.04	0.0509	19/08/2025	06/08/2021	---	REAL CONSULTING (CR)	5	---	5	17/12/2025	5	4.95	5.02	5	4.991	50@4.98	227@5.00	---	---	7,867	23	39,267.70	107,500.00	3.28	5.46	10101010
78,325,475	0.6	0.85	3	30/06/2025	23/07/2019	---	---	TITAN (CB)	49.35	2.60 #	48.1	17/12/2025	47.7	47.65	49.5	49.35	48.922	5251@49.20	328@49.35	---	---	259,716	2,644	12,705,796.90	3,865,362.19	34.2	49.5	50101030
259,189,761	0.12	0.12	0.16	24/06/2025	26/02/2016	---	---	VIOHALCO SA/NV (CB)	11.92	-0.67 €	12	17/12/2025	12	11.82	12.08	11.92	11.987	70@11.92	1000@12.00	---	---	189,951	591	2,276,972.22	3,089,541.95	4.67	12.1	55102015
148,321,516	0.300	0.07	0.03	0.07	02/09/2025	22/01/2020	---	AVAX S.A. (CR)	2.81	0.72 #	2.79	17/12/2025	2.81	2.765	2.815	2.81	2.791	14@2.81	1329@2.82	---	---	158,989	382	443,772.16	416,783.46	1.53	2.815	50101010
232,000,000	2.12	0.0682	0.0582	0.1207	25/09/2025	19/06/2017	---	ADMIE (IPTO) HOLDING S.A. (CR)	2.98	1.71 #	2.93	17/12/2025	2.93	2.93	2.995	2.98	2.976	27134@2.97	6916@2.99	---	2024	521,229	696	1,550,969.66	691,360.00	2.515	3.56	65101015
90,167,100	0.500	---	0.7515	0.8041	20/05/2025	24/05/2021	---	AEGEAN AIRLINES (CR)	14.18	1.14 #	14.02	17/12/2025	14.12	13.98	14.18	14.18	14.065	24@14.14	700@14.20	---	---	90,149	663	1,267,950.12	1,278,569.48	9.9	15.1	40501010
204,002,463	0.300	---	---	---	12/08/2008	07/01/2025	---	AKTOR S.A. HOLDING CO. (CR)	9.31	-0.32 €	9.34	17/12/2025	9.27	9.26	9.34	9.31	9.289	200@9.30	1825@9.31	---	---	159,989	507	1,486,089.75	1,899,262.93	4.22	9.68	50101010
103,423,291	0.570	---	---	0.4134	25/06/2025	28/08/2024	---	GEK TERNA (CR)	24.64	-1.04 €	24.9	17/12/2025	24.9	24.54	25.08	24.64	24.75	283@24.62	491@24.66	---	---	129,022	888	3,193,318.56	2,548,349.89	16.81	25.58	50101010
369,270,000	2.48	---	0.25	0.4	21/07/2025	12/12/2001	---	PPC (CR)	17.83	-0.78 €	17.97	17/12/2025	17.93	17.8	17.98	17.83	17.853	6319@17.82	100@17.84	---	---	642,037	2,246	11,462,275.75	6,584,084.10	11.72	18.3	65101015
309,544,087	1.00	---	0.33	0.7862	23/04/2025	07/02/2024	---	ATHENS INTL AIRPORT (CR)	10.54	2.13 #	10.32	17/12/2025	10.32	10.3	10.55	10.54	10.472	2000@10.53	1809@10.55	---	2024	152,504	698	1,596,967.60	3,262,594.68	7.9664	11.09	50206060
914,715,153	1.00	---	0.3643	0.4442	10/11/2025	29/08/2018	---	NATIONAL BANK (CR)	13.22	0.30 #	13.18	17/12/2025	13.185	13.075	13.28	13.22	13.217	110@13.22	500@13.23	---	---	1,640,938	3,642	21,689,056.152	10,925,534.32	7.35	14.045	30101010
27,728,682	0.260	(0.04)	(0.06)	0.065	14/07/2025	24/07/2024	---	EKTER SA (CR)	3.49	-0.99 €	3.525	17/12/2025	3.56	3.47	3.57	3.49	3.541	87@3.48	2941@3.50	---	---	136,067	288	481,753.91	96,773.10	1.524	3.74	50101010
375,241,586	0.390	0.06	0.04	0.0901	26/06/2025	14/07/2006	---	ELVALHALCOR (CR)	3.92	-1.26 €	3.97	17/12/2025	3.985	3.9	4.045	3.92	4.003	884@3.92	8@3.94	---	---	528,730	816	2,116,285.09	1,470,947.02	1.73	4.045	55102015
348,192,005	0.040	---	---	---	05/07/2011	24/03/2025	---	ELLAKTOR (CR)	1.88	-1.16 €	1.902	17/12/2025	1.906	1.88	1.94	1.88	1.902	3000@1.88	100@1.89	---	---	693,990	943	1,320,162.76	654,600.97	1.182	2.46	50101010
60,348,000	0.420	0.1565	0.2504	0.3025	23/06/2025	04/08/2021	---	HELLENIC EXCHANGES-A.S.E. (CR)	6.19	0.49 #	6.16	17/12/2025	6.09	6.09	6.25	6.19	6.204	748@6.18	500@6.20	---	---	35,152	191	218,093.05	373,554.12	4.475	7.52	30202015
106,500,000	0.600	0.02	0.1	0.07	22/07/2025	13/09/2021	---	EYDAP S.A. (CR)	7.75	0.13 #	7.74	17/12/2025	7.7	7.7	7.87	7.75	7.792	63@7.72	510@7.77	---	---	74,115	284	577,483.83	825,375.00	5.37	7.94	65102030
114,320,400	0.100	---	---	---	26/11/2021	05/08/2019	---	IKTINOS HELLAS SA (CR)	0.445	-0.56 €	0.4475	17/12/2025	0.452	0.44	0.454	0.445	0.445	120@0.442	14282@0.445	---	---	169,007	200	75,208.95	50,872.58	0.29	0.548	50101035
1,867,802,694	0.300	---	---	---	30/05/2013	10/10/2023	---	INTRALOT (CR)	1.038	3.80 #	1	17/12/2025	1.008	0.997	1.044	1.038	1.02	2245@1.04	627901@1.04	---	---	4,006,650	1,529	4,086,520.69	1,938,779.20	0.8	1.31	40501020
33,065,136	0.380	0.2004	0.3506	0.4007	21/08/2025	16/09/2013	---	KRI-KRI S.A. (CR)	19.82	0.92 #	19.64	17/12/2025	19.68	19.56	20	19.82	19.837	50@19.78	271@19.82	---	2024							



## Daily Official List

Year: 146 Trading Day No: 242

## Section 2: Analytic Figures of Shares Transactions

Thursday, 18 December, 2025

Number of Outstanding Securities	Nominal Value	Dividends [1]			Date of Last Coupon		Note	Shares	Closing price	% change	Previous closing price/date	Open price	Price min	Price max	Last price	Avg price	Last Bid [7]	Last Ask [7]	P/E after tax	Year	Volume	Trades	Transactions Value[8]	Company Mkt Value (thou. €)	Year low	Year high	Sector[4]	
2022	2023	2024	Dividend [2]	Right																								
403,853,127	2.83	0.5888	0.7216	0.7415	03/07/2025	18/06/1998	---	OTE (CR)	16.83	0.24 #	16.79	17/12/2025	16.69	16.69	17.03	16.83	16.846	130@16.80	10000@16.90	---	---	332,875	1,324	5,607,529.36	6,796,848.13	14.08	17.89	15102015
1,250,367,223	0.930	---	0.0632	---	10/07/2024	03/06/2025	---	PIRAEUS FINANCIAL HOLD (CR)	7.022	---	7.022	16/12/2025	---	---	---	---	---	---	---	---	---	---	---	---	8,780,078.64	3.851	7.654	30101010
63,700,000	0.780	0.1495	0.2313	0.3139	02/05/2025	13/06/2018	---	GR. SARANTIS S.A. (CR)	13.44	2.28 #	13.14	17/12/2025	13.14	13.12	13.44	13.44	13.262	867@13.30	137@13.44	---	---	15,736	167	208,689.98	856,128.00	10.66	15.3	45201020
221,322,426	1.15	---	(0.1467)	(0.19)	23/06/2025	09/07/2025	---	OPTIMA BANK (CR)	7.69	-1.03	7.77	17/12/2025	7.77	7.65	7.8	7.69	7.682	66@7.68	279@7.69	---	---	255,689	1,026	1,964,186.79	1,701,969.46	3.9	8.94	30101010

## Main Market - Medium Liquidity Class

13,126,020	0.660	0.1763	0.1376	0.1713	16/12/2025	04/09/2020	---	AS COMPANY SA (CR)	3.94	-0.50	3.96	17/12/2025	3.98	3.92	4	3.94	3.962	200@3.90	173@3.94	---	---	5,769	47	22,855.49	51,716.52	2.75	4.25	40401030
14,000,000	1.95	0.26	0.26	0.5	24/06/2025	26/03/2024	---	ALPHA REAL ESTATE (CR)	7.28	0.55 #	7.24	17/12/2025	7.28	7.28	7.3	7.28	7.287	60@7.22	150@7.30	---	---	2,700	46	19,674.00	101,920.00	6.16	7.7	35101015
3,150,744	0.360	0.2304	0.563	0.5842	27/05/2025	02/06/2020	---	ALPHA TRUST HOLDINGS (CR)	12.2	---	12.2	17/12/2025	12.2	12.2	12.2	12.2	100@12.00	100@12.40	---	---	1,150	12	14,030.00	38,439.08	7.66	12.75	30202010	
243,164,193	0.300	---	0.07	0.07	12/09/2025	05/12/2023	---	ATTICA HOLDINGS (CR)	1.81	-0.27	1.815	17/12/2025	1.8	1.8	1.82	1.81	1.807	1438@1.80	811@1.82	---	---	15,571	52	28,140.36	440,127.19	1.74	2.52	40501015
48,624,764	0.080	0.65	0.7	0.85	10/04/2025	05/12/2022	---	AUTOHELLAS SA (CR)	11.84	---	11.84	17/12/2025	11.84	11.8	11.94	11.84	11.842	399@11.80	539@11.84	---	---	113,851	119	1,348,173.66	575,717.21	10.12	12.98	40401030
178,157,803	0.040	---	---	---	01/07/2008	21/02/2020	---	AVE (CR)	0.5	-1.96	0.51	17/12/2025	0.51	0.5	0.518	0.506	0.51	1470@0.499	1962@0.504	---	---	70,657	81	36,046.19	89,078.90	0.39	0.65	40301010
47,149,827	2.10	---	---	0.135	05/11/2025	27/12/2024	---	BRIQ PROPERTIES (CR)	2.94	0.34 #	2.93	17/12/2025	2.91	2.91	2.96	2.94	2.941	100@2.93	1544@2.94	---	---	110,718	48	325,647.96	138,620.49	2.1227	3.0382	35102030
101,123,806	0.360	---	---	---	22/07/2010	28/06/2011	---	CENTRIC HOLDINGS (CR)	0.338	0.90 #	0.335	17/12/2025	0.343	0.334	0.343	0.338	0.337	2000@0.333	1450@0.338	---	---	7,841	23	2,644.13	34,179.85	0.3	0.389	40203040
784,500	10.00	---	0.5008	0.4	02/12/2025	31/07/2018	---	CNL CAPITAL (CR)	6.95	2.96 #	6.75	17/12/2025	6.75	6.75	7.1	6.95	6.969	150@6.90	200@6.95	---	2024	4,581	31	31,926.30	5,452.28	5.85	8	30202010
10,567,700	0.300	---	---	---	06/10/2005	13/02/2002	---	CPI SA (CR)	0.61	-1.29	0.618	17/12/2025	0.628	0.6	0.63	0.61	0.606	2521@0.600	110@0.628	---	---	3,600	26	2,183.01	6,446.30	0.464	0.734	10102030
18,680,300	0.050	---	---	---	06/07/2022	---	---	DIMAND (CR)	10.4	1.96 #	10.2	17/12/2025	10.15	10.15	10.5	10.4	10.212	950@10.30	2292@10.40	---	---	51,539	154	526,318.10	194,275.12	7.92	10.5	35101010
15,333,480	0.150	---	---	0.04	07/07/2025	29/01/2024	---	E.I.N.S. (CR)	2.02	-1.70	2.055	17/12/2025	2.07	1.982	2.07	2.02	2.008	400@2.01	2267@2.02	---	---	89,807	227	180,373.79	30,973.63	0.93	2.09	50205020
121,168,897	0.040	---	---	---	07/07/2010	16/01/2024	5160	FRIGOGLASS SA (CR)	0.451	2.50 #	0.44	17/12/2025	0.45	0.44	0.458	0.451	0.447	500@0.450	2490@0.458	---	2024	105,707	57	47,245.72	54,647.17	0.184	0.63	50204000
169,043,561	0.300	---	---	0.02	17/07/2025	28/11/2022	---	LAVIPHARM SA (CR)	0.94	-0.21	0.942	17/12/2025	0.942	0.94	0.956	0.94	0.949	33@0.940	10000@0.946	---	---	334,753	350	317,603.34	158,900.95	0.65	0.956	20103015
4,740,000	0.860	---	---	---	14/03/2003	---	---	LOGISMOS S.A. (CR)	2.16	---	2.16	17/12/2025	2.12	2.08	2.16	2.16	2.1	200@2.06	22@2.16	---	2024	4,045	44	8,496.36	10,238.40	1.5	2.32	10101015
17,120,280	0.940	---	0.12	0.3	26/05/2025	26/06/2023	---	LOULIS FOOD (CR)	3.7	-0.54	3.72	17/12/2025	3.73	3.68	3.73	3.7	3.691	215@3.69	890@3.73	---	---	5,883	19	21,712.60	63,345.04	2.78	4.42	45102020
4,419,616	1.58	0.1531	0.06	0.13	07/07/2025	04/03/2015	---	MEDICON S.A (CR)	2.55	-0.39	2.56	17/12/2025	2.5	2.5	2.56	2.56	2.548	50@2.55	1500@2.56	---	---	3,765	12	9,592.50	11,270.02	1.94	2.92	20102010
468,700	4.06	2.8	2.4	12/06/2025	21/05/2004	---	---	MERMEREN KOMB. A.D. PR. (GDR)	35	---	35	17/12/2025	---	---	---	---	---	39@34.00	15@35.20	---	2024	---	---	---	16,404.50	33	46.2	55102000
10,500,000	0.950	---	0.15	0.25	04/07/2025	21/07/2023	---	MEVACO SA (CR)	8.9	1.71 #	8.75	17/12/2025	8.75	8.55	8.9	8.9	8.695	390@8.75	886@8.90	---	2024	2,026	35	17,616.70	93,450.00	3.68	9.5	55102015
31,400,000	0.400	---	---	---	26/04/2007	10/05/2023	---	MIG (CR)	3.75	-0.53	3.77	17/12/2025	3.78	3.74	3.78	3.75	3.766	402@3.74	247@3.75	---	---	16,195	282	60,996.01	117,750.00	2.26	4.43	30202000
153,908,095	0.870	---	0.0229	0.0248	11/09/2025	02/08/2024	---	ORILINA PROPERTIES REIC (CR)	0.806	0.75 #	0.8	17/12/2025	0.798	0.794	0.81	0.81	0.801	103@0.794	1000@0.808	---	---	43,697	33	35,018.16	124,049.92	0.73	0.856	35102000
14,101,683	0.100	0.0421	0.0526	0.1091	03/06/2025	02/11/2021	---	PERFORMANCE TECHNOLOGIES (CR)	8.25	-0.60	8.3	17/12/2025	8.38	8.15	8.44	8.25	8.337	200@8.21	500@8.26	---	---	152,103	257	1,268,046.01	116,338.88	4.8	8.44	10101010
24,745,934	0.230	0.04	0.049	0.0647	01/07/2025	08/06/2022	---	PROFILE SA (CR)	7.98	-1.24	8.08	17/12/2025	8.08	7.88	8.15	7.98	8.038	200@7.89	419@7.98	---	---	56,460	216	453,801.50	197,472.55	4.84	8.15	10101010
70,029,804	1.00	---	---	---	15/05/2025	---	---	QUALCO GROUP (CR)	6.29	-0.32	6.31	17/12/2025	6.28	6.215	6.31	6.29	6.269	10@6.25	353@6.29	---	---	58,060	170	363,967.56	440,487.47	5.235	6.625	10101015
27,345,120	0.280	---	---	---	18/07/2005	26/02/2014	---	QUALITY & RELIABILITY SA (CR)	1.24	0.65 #	1.232	17/12/2025	1.232	1.23	1.246	1.24	1.239	40@1.23	2239@1.24	---	---	44,953	93	55,674.78	33,907.95	0.994	1.51	10101010
107,222,688	0.440	0.2	0.22	0.3	23/06/2025	16/03/2022	---	QUEST HOLDINGS (CR)	6.98	-0.29	7	17/12/2025	6.99	6.9	7.01	6.98	6.954	155@6.93	2182@6.98	---	---	47,648	324	331,351.60	748,414.36	5.6	7.89	10101010
6,456,530	1.08	0.1314	0.16	0.15	21/07/2025	02/08/2010	---	SPACE HELLAS SA (CR)	7.48	-1.58	7.6	17/12/2025	7.54	7.4	7.64	7.48	7.46	10@7.40	120@7.50	---	---	3,702	27	27,618.10	48,294.84	5.32	8.94	15101010
120,528,771	1.60	---	0.08	0.1	19/06/2025	10/11/2023	---	TRADE ESTATES REIC (CR)	1.98	0.76 #	1.965	17/12/2025	1.965	1.965	2	1.98	1.982	500@1.98	2327@1.99	---	---	155,682	124	308,607.47	238,646.97	1.52	2	35102045
17,190,046	0.300	---	---	---	16/11/1992	09/10/2025	---	UNIBIOS (CR)	2.94	-0.34	2.95	17/12/2025	2.98	2.88	2.98	2.94	2.911	1150@2.91	388@2.94	---	---	6,746	28	19,637.49	50,538.74	1.11	3.3	50204000
7,595,160	0.600	---	---	---	10/09/2019	18/08/2010	---	YKNOT (CR)	2.69	0.37 #	2.68	17/12/2025	2.68	2.65	2.71	2.69	2.675	1000@2.62	30@2.69	---	---	19,950	52	53,369.65	20,430.98	0.772	3.02	40501015
32,413,681	0.370	---	---	---	15/07/2009	11/05/2000	---	ALUMIL (CR)	5.04	3.70 #	4.86	17/12/2025	4.94	4.89	5.12	5.04	5.004	460@5.02	4123@5.10	---	---	111,698	362	558,902.68	163,364.95	4	5.92	55102035
3,734,164	3.44	---	0.4954	0.5896	14/10/2025	19/07/2022	---	ANDROMEDA SA (CR)	7.88	---	7.88	17/12/2025	7.94	7.74	7.94	7.88	7.839											

## Daily Official List

Year: 146 Trading Day No: 242

## Section 2: Analytic Figures of Shares Transactions

Thursday, 18 December, 2025

Number of Outstanding Securities	Nominal Value	Dividends [1]			Date of Last Coupon		Note	Shares	Closing price	% change	Previous closing price/date	Open price	Price min	Price max	Last price	Avg price	Last Bid [7]	Last Ask [7]	P/E after tax	Year	Volume	Trades	Transactions Value[8]	Company Mkt Value (thou. €)	Year low	Year high	Sector[4]	
		2022	2023	2024	Dividend [2]	Right																						
6,325,000	0.600	0.153	0.145	0.07	28/07/2025	17/02/2014	---	VOYATZOGLOU (CR)	2.34	0.86 #	2.32	17/12/2025	2.36	2.32	2.36	2.34	2.332	150@2.28	200@2.36	---	---	1,010	10	2,355.40	14,800.50	1.94	2.72	50205010
24,060,000	0.300	0.075	0.075	0.075	17/06/2025	01/07/2019	---	GEN. COMMERCIAL & IND.SA (CR)	2.52	---	2.52	17/12/2025	2.52	2.46	2.54	2.52	2.496	3@2.47	495@2.52	---	2024	4,670	21	11,657.07	60,631.20	1.21	2.54	50205010
15,878,748	0.480	---	---	---	10/07/2006	22/03/2004	---	DOMIKI KRITIS SA (CR)	2.3	12.75 #	2.04	17/12/2025	2.05	2.05	2.35	2.3	2.223	589@2.30	8609@2.31	---	---	191,250	439	425,123.51	36,521.12	1.675	3.09	50101010
34,720,000	0.310	---	---	---	16/06/2010	01/08/2007	---	DROMEAS SA (CR)	0.366	1.10 #	0.362	17/12/2025	0.368	0.36	0.371	0.366	0.365	200@0.360	139@0.366	---	---	4,702	23	1,716.01	12,707.52	0.278	0.471	40202015
13,673,200	0.420	---	0.05	0.05	19/08/2025	26/07/2001	---	EVROFARMA (CR)	3.14	---	3.14	17/12/2025	3.14	3.12	3.14	3.14	3.139	100@3.11	250@3.13	---	---	526	5	1,651.24	42,933.85	1.605	3.18	45102020
18,146,007	1.00	0.202	---	---	23/08/2023	10/09/2010	---	ELASTRON (CR)	2.44	---	2.44	17/12/2025	2.46	2.42	2.46	2.44	2.436	600@2.41	3059@2.44	---	---	4,706	42	11,465.05	44,276.26	1.88	2.71	55102010
3,307,500	0.210	0.4	0.4	0.4	23/10/2025	30/11/2022	---	ELVE SA (CR)	5.35	---	5.35	17/12/2025	---	---	---	---	---	100@5.25	200@5.35	---	2024	---	---	---	17,695.13	4.72	6.5	40204020
23,828,130	0.500	---	0.108	0.1366	14/07/2025	17/02/2009	---	ELINOIL S.A. (CR)	2.31	0.44 #	2.3	17/12/2025	2.3	2.28	2.32	2.31	2.298	1405@2.30	220@2.31	---	---	5,963	22	13,700.39	55,042.98	1.9	2.66	60101020
19,864,886	5.60	0.672	0.672	0.672	23/04/2025	02/07/2008	---	BANK OF GREECE (CR)	15.05	-0.33 €	15.1	17/12/2025	15	14.9	15.1	15.05	15.002	100@15.05	1229@15.10	---	---	7,072	56	106,091.95	298,966.53	13.15	15.8	30101010
26,730,187	0.520	0.12	---	0.07	09/07/2025	01/08/2017	---	ELTON SA (CR)	2.03	---	2.03	17/12/2025	2.02	1.97	2.05	2.02	2.003	6136@2.00	700@2.03	---	---	64,953	110	130,116.69	54,262.28	1.545	2.43	50205010
36,300,000	1.12	---	0.0276	0.055	01/07/2025	12/12/2007	---	THESSALONIKA WATER & SEWERAGE	4.05	0.75 #	4.02	17/12/2025	4.01	4	4.13	4.05	4.048	618@4.05	100@4.07	---	---	43,357	142	175,527.79	147,015.00	2.96	4.53	65102030
143,352,325	0.260	---	---	---	29/08/2022	28/04/2025	---	EVROPI HOLDINGS S.A. (CR)	1.96	-1.01 €	1.98	17/12/2025	1.985	1.96	1.985	1.96	1.974	129@1.96	1000@1.99	---	---	4,931	20	9,732.88	280,970.56	1.2512	2.22	35101010
86,735,980	0.310	---	0.02	---	22/07/2024	07/09/2023	---	ATHENS MEDICAL CENTER SA (CR)	1.955	-0.51 €	1.965	17/12/2025	1.98	1.935	1.98	1.955	1.945	300@1.95	539@1.96	---	---	3,618	20	7,038.42	169,568.84	1.495	2.35	20101010
14,111,198	0.450	(0.0133)	(0.0133)	0.07	31/07/2025	09/01/2025	---	ILYDA S.A. (CR)	4.93	1.86 #	4.84	17/12/2025	4.82	4.82	4.95	4.93	4.916	220@4.90	1129@4.93	---	2024	11,013	92	54,142.11	69,568.21	1.3333	5.78	10101015
3,417,600	0.100	0.016	0.016	---	04/07/2024	02/04/2024	---	INTERWOOD-XYLEMPORIA (PR)	0.476	---	0.476	17/12/2025	---	---	---	---	---	5000@0.334	94@0.472	---	---	---	---	---	14,025.73	0.3	0.53	50101020
45,417,399	0.100	---	---	---	25/07/2008	02/04/2024	---	INTERWOOD-XYLEMPORIA (CR)	0.273	---	0.273	17/12/2025	0.273	0.273	0.274	0.274	0.273	450@0.272	3500@0.275	---	---	18,122	15	4,954.94	14,025.73	0.219	0.318	50101020
18,567,912	0.590	---	0.16	0.201	02/07/2025	26/01/2021	---	INTERLIFE G.C.I.(CR)	6.08	-2.25 €	6.22	17/12/2025	6.2	6.08	6.2	6.08	6.135	1050@6.02	143@6.14	---	2024	2,280	19	13,987.52	112,892.90	4.3	6.24	30302025
8,424,900	0.500	---	---	---	12/07/2010	04/07/2019	---	INTERTECH SA (CR)	1.48	2.78 #	1.44	17/12/2025	1.48	1.41	1.48	1.48	1.477	150@1.44	1721@1.48	---	2024	6,479	26	9,570.15	12,468.85	0.802	1.7	50205010
19,804,134	0.150	---	---	---	01/07/2004	06/11/2017	---	KEKROPS SA (CR)	1.995	1.53 #	1.965	17/12/2025	1.985	1.94	2	1.995	1.969	100@1.97	142@2.00	---	2024	6,778	27	13,346.80	39,509.25	1.05	2.46	35101010
11,510,102	0.890	---	---	---	24/06/2005	06/10/1999	---	NAFPAKTOS TEXTILE (CR)	1.52	---	1.52	17/12/2025	1.54	1.52	1.545	1.52	1.526	700@1.51	500@1.52	---	---	10,320	52	15,744.00	17,495.36	0.484	1.59	55101020
21,224,340	0.420	---	---	---	06/09/2022	25/04/2006	---	KORDELLOS BROS SA (CR)	0.53	0.76 #	0.526	17/12/2025	0.528	0.5	0.532	0.53	0.53	2500@0.510	949@0.524	---	2024	6,559	18	3,476.22	11,248.90	0.37	0.572	55102010
6,200,000	0.500	---	---	---	22/06/2010	01/11/1995	---	MINERVA KNITWEAR (CR)	0.724	-2.16 €	0.74	17/12/2025	0.754	0.72	0.754	0.724	0.727	250@0.698	4227@0.724	---	---	403	6	292.80	4,488.80	0.43	0.768	40204020
5,939,268	0.620	---	---	---	10/07/2003	03/01/2002	---	LANAKAM SA (CR)	1.38	2.22 #	1.35	17/12/2025	1.35	1.34	1.41	1.39	1.364	100@1.34	86@1.38	---	---	1,066	42	1,454.33	8,196.19	0.815	1.72	40401020
9,819,370	0.500	---	---	---	14/08/2007	09/01/2004	---	MATHIOS REFRACTORY SA (CR)	0.98	---	0.98	17/12/2025	0.98	0.965	0.98	0.98	0.968	100@0.950	1328@0.980	---	---	917	18	887.41	9,622.98	0.52	1.13	55101000
30,150,000	0.360	0.0908	0.122	0.1335	17/06/2025	25/04/2019	---	MOTODYNAMICS S.A. (CR)	2.6	0.77 #	2.58	17/12/2025	2.59	2.53	2.6	2.6	2.552	150@2.55	369@2.60	---	---	38,566	117	98,435.57	78,390.00	2.4	2.94	40401030
126,431,958	2.50	---	0.025	0.043	03/06/2025	05/06/2024	---	NOVAL PROPERTY REIC (CR)	2.9	0.35 #	2.89	17/12/2025	2.89	2.84	2.9	2.9	2.876	555@2.87	2931@2.90	---	2024	60,553	114	174,175.55	366,652.68	2.1	2.93	35102045
10,080,000	3.00	1.45	1.3	2	16/05/2025	27/08/2001	---	TPA SA (CR)	35.8	-0.28 €	35.9	17/12/2025	35.9	35.2	35.9	35.9	35.646	10@35.90	500@36.00	---	---	474	12	16,896.10	360,864.00	21.7	38.8	50206060
25,000,000	2.00	1.04	1.336	1.92	04/08/2025	08/08/2003	---	P.P.A. S.A. (CR)	40.3	0.12 #	40.25	17/12/2025	40.5	40.3	40.85	40.3	40.405	24@40.30	27@40.50	---	2024	4,852	111	196,043.25	1,007,500.00	28.3	49.95	50206060
4,971,466	1.46	---	---	---	04/07/2007	08/10/2003	---	PAIRIS SA (CR)	0.9	-2.60 €	0.924	17/12/2025	0.928	0.88	0.928	0.9	0.89	13@0.880	9974@0.900	---	---	6,215	60	5,533.20	4,474.32	0.662	1.25	50203030
27,098,594	0.540	0.0401	0.0702	0.0605	07/10/2025	14/01/2021	---	PAPOUTSANIS (CR)	3.35	6.35 #	3.15	17/12/2025	3.17	3.17	3.35	3.35	3.243	360@3.27	1300@3.36	---	2024	22,555	102	73,141.19	90,780.29	2.3	3.35	45201020
7,070,400	0.930	0.2593	0.8645	0.3242	11/07/2025	06/05/2016	---	PETROPOULOS PETROS (CR)	8.54	-0.23 €	8.56	17/12/2025	8.56	8.52	8.6	8.54	8.553	18@8.54	97@8.56	---	---	6,005	38	51,361.70	60,381.22	7.5	9.52	50206015
43,741,452	0.660	0.2629	0.2388	0.2391	10/06/2025	01/11/1999	---	THRACE PLASTICS SA (CR)	4.03	0.25 #	4.02	17/12/2025	4.035	3.98	4.035	4.03	4.012	974@4.02	3179@4.03	---	---	27,284	77	109,450.37	176,278.05	3.57	4.3	50203015
24,319,250	0.300	---	---	---	09/07/2002	04/07/2007	5165	PROODEFTIKH SA (CR)	0.46	-2.13 €	0.47	17/12/2025	0.452	0.434	0.468	0.46	0.453	410@0.456	8140@0.460	---	---	81,247	106	36,767.27	11,186.86	0.21	0.725	50101010
21,912,599	0.300	0.048	0.0485	0.0483	29/04/2025	23/02/2007	---	REVOIL (CR)	1.72	-0.58 €	1.73	17/12/2025	1.73	1.71	1.73	1.72	1.72	400@1.69	500@1.72	---	---	5,555	14	9,553.65	37,689.67	1.4	1.98	60101020
13,582,223	1.35	---	---	---	24/06/2008	02/02/2016	---	SIDMA STEEL (CR)	1.7	0.59 #	1.69	17/12/2025	1.685	1.65	1.7	1.7	1.675	150@1.65	951@1.70	---	---	5,334	33	8,936.25	23,089.78	1.165	2.02	55102010
40,693,350	5.00	---	---	---	03/07/2006	26/05/2015	---	TECHNICAL OLYMPIC SA (CR)	2.39	---	2.39	17/12/2025	2.37	2.37	2.4	2.39	2.387	412@2.37	450@2.38	---	---	3						

## Daily Official List

Year: 146 Trading Day No: 242

## Section 2: Analytic Figures of Shares Transactions

Thursday, 18 December, 2025

Number of Outstanding Securities	Nominal Value	Dividends [1]			Date of Last Coupon		Note	Shares	Closing price	% change	Previous closing price/date	Open price	Price min	Price max	Last price	Avg price	Last Bid [7]	Last Ask [7]	P/E after tax	Year	Volume	Trades	Transactions Value[8]	Company Mkt Value (thou. €)	Year low	Year high	Sector[4]		
2022	2023	2024	Dividend [2]	Right																									
8,340,750	1.16	---	---	---	25/06/2009	17/09/2018	---	HAIDEMENOS SA (CR)	0.775	---	0.775	17/12/2025	---	---	---	---	35@0.755	33@0.770	---	2024	---	---	---	6,464.08	0.446	1.15	50205030		
<b>Main Market - Low Liquidity Class</b>																													
11,943,624	0.540	0.15	0.15	0.165	01/07/2025	30/08/2019	---	FLEXOPACK SA (CR)	8.3	3.75	#	8	17/12/2025	8.3	8.3	8.3	8.3	8.3	500@7.85	10@8.40	---	---	100	2	830.00	99,132.08	6.9	9.4	50203030
244,737,498	0.500	0.03	0.02	0.03	02/04/2025	28/12/2023	---	TRASTOR REAL EST. INV. CO.(CR)	1.24	0.81	#	1.23	17/12/2025	1.23	1.23	1.24	1.24	1.239	841@1.23	200@1.24	---	---	1,400	8	1,734.00	303,474.50	1.09	1.41	35102000
18,810,000	0.400	---	0.0381	0.0591	20/10/2025	14/11/2007	---	VARVERIS - MODA BAGNO SA (CR)	5.3	---	~	5.3	17/12/2025	5.32	5.18	5.32	5.3	5.258	355@5.08	440@5.30	---	---	1,375	11	7,230.20	99,693.00	3.3	5.56	40401025
15,000,000	0.300	---	---	---	06/07/2007	18/07/2000	---	DAIOS PLASTICS SA (CR)	7.3	-2.01	€	7.45	17/12/2025	7.4	7.25	7.4	7.3	7.327	100@7.15	800@7.30	---	---	550	12	4,030.00	109,500.00	3.28	9.25	50203015
2,760,000	11.83	11.8	12.4	14	30/05/2025	16/07/1990	---	KARELIA (CR)	338	---	~	338	17/12/2025	338	336	338	338	337.468	13@338.00	7@340.00	---	---	94	13	31,722.00	932,880.00	300	362	45103010
21,364,000	1.12	0.4	---	---	21/08/2023	08/03/2023	---	LAMPASA HOTEL SA (CR)	46.8	0.86	#	46.4	17/12/2025	46.8	46.8	47	47	46.863	50@46.20	50@47.40	---	---	51	2	2,390.00	999,835.20	35.6	47	40501025
38,566,281	0.700	---	---	---	21/07/2008	07/07/2025	---	MOUZAKIS (CR)	0.6	---	~	0.6	17/12/2025	---	---	---	---	---	500@0.570	3500@0.600	---	---	---	---	---	23,139.77	0.4524	0.76	55101020
42,500,000	1.00	---	0.0383	0.0538	21/11/2025	13/09/2023	---	MPL KEDROS (CR)	4.23	0.24	#	4.22	17/12/2025	4.22	4.21	4.23	4.23	4.228	500@4.10	300@4.24	---	---	1,900	12	8,033.00	179,775.00	3.74	4.45	35102000
6,340,000	0.600	0.1	0.2	0.23	09/12/2025	11/01/2024	---	NAKAS MUSIC	3.78	---	~	3.78	17/12/2025	3.88	3.64	3.88	3.78	3.768	10@3.70	237@3.88	---	---	134	24	504.96	23,965.20	2.8	4.2	40401030
27,379,200	0.980	0.45	0.5001	0.52	25/08/2025	29/08/2022	---	CRETE PLASTICS SA (CR)	14.8	0.68	#	14.7	17/12/2025	15.1	14.8	15.1	14.8	14.823	300@14.50	1@15.30	---	---	1,680	4	24,903.10	405,212.16	13.4	17.2	50203015
255,494,534	2.71	0.255	0.247	0.705	15/12/2025	30/09/2021	---	PRODEA (CR)	5.9	---	~	5.9	17/12/2025	6	6	6	6	6	113@5.85	31@6.00	---	---	19	1	114.00	1,507,417.75	5.25	6.7	35102000
4,181,450	0.500	---	---	---	21/08/2000	05/03/2002	---	FLOUR MILLS SARANTOPOULOS SA	1.24	---	~	1.24	17/12/2025	---	---	---	---	---	400@1.12	544@1.24	---	---	---	---	---	5,185.00	0.87	1.45	45102020

## Exchange Traded Funds (ETFs)

1,160,078	---	---	---	---	15/06/2016	---	---	ALPHA ETF FTSE Athex Large Cap	53.42	0.64	#	53.08	17/12/2025	53.1	53.07	53.46	53.42	53.33	10@53.40	500@53.47	---	---	41,511	69	2,213,787.58	---	34.86	54	12003
-----------	-----	-----	-----	-----	------------	-----	-----	--------------------------------	-------	------	---	-------	------------	------	-------	-------	-------	-------	----------	-----------	-----	-----	--------	----	--------------	-----	-------	----	-------

## Surveillance

27,100,914	0.650	---	---	---	01/08/2007	07/04/2000	5093	AKRITAS SA (CR)	1.06	---	~	1.06	17/12/2025	1.05	1.05	1.05	1.05	1.05	21998@1.05	6252@1.06	---	---	50	6	52.50	28,726.97	0.6	1.3	50101035
8,321,682	0.670	---	---	---	17/08/2007	23/11/1999	---	N. LEVENTERIS (CR)	0.32	---	~	0.32	17/12/2025	---	---	---	---	---	---	1000@0.300	---	2024	---	---	---	3,095.04	0.19	0.374	55102010
2,160,524	0.670	---	---	---	03/12/2018	23/11/1999	---	N. LEVENTERIS (PR)	0.2	---	~	0.2	17/12/2025	---	---	---	---	---	---	3000@0.220	---	2024	---	---	---	3,095.04	0.18	0.308	55102010

## Suspension Status

13,191,620	0.620	---	---	---	04/08/2010	09/09/2002	5232	YALCO - CONSTANTINOU (CR)	0.16	---	~	0.16	30/05/2025	---	---	---	---	---	---	26032@0.162	---	---	---	---	---	2,110.66	0.144	0.162	40202020	
17,579,754	4.16	---	---	---	18/08/2006	02/08/2010	---	BIOTER SA (CR)	0.206	---	~	0.206	30/05/2025	---	---	---	---	---	---	---	---	---	---	---	---	---	3,621.43	0.18	0.29	50101010
3,961,300	1.28	---	---	---	29/06/2004	03/08/2000	5248	DUROS SA (CR)	0.25	---	~	0.25	24/04/2023	---	---	---	---	---	---	---	---	---	---	---	---	---	990.33	0.25	0.25	40204020
51,754,364	0.300	---	---	---	23/12/2003	24/01/2007	5197	SELECTED TEXT. IND. ASSOC (CR)	0.132	---	~	0.132	31/10/2024	---	---	---	---	---	---	---	---	---	---	---	---	---	6,831.58	0.132	0.132	55101020
15,842,391	1.51	---	---	---	15/07/2009	12/05/2000	5141	BITROS HOLDING SA (CR)	0.51	---	~	0.51	30/05/2025	---	---	---	---	---	---	---	---	---	---	---	---	---	8,079.62	0.46	0.77	55102010
28,438,268	0.070	---	---	---	21/08/2006	24/11/1999	5253	SPIROY AGRICULTURE SA (CR)	0.138	---	~	0.138	30/05/2025	---	---	---	---	---	---	---	---	---	---	---	---	---	3,924.48	0.125	0.176	45102010

## Shares' Notes

Code	Note text
( )	- Adjusted dividends.
*	- Last adjusted closing price.
[1]	- Net dividends.
[2]	- The "Date of Last Coupon" for New listings refers to the date company's stocks started to trade in Athex
[3]	- The Company Market Value is referred to the number of outstanding shares
[4]	- Sectors codification can be found in Appendix A
[5]	- The Market Value refers to the total number of shares listed (including their several classes) in the exchange by the company.
[6]	- P/E greater than 100
[7]	- Last view of the Order Book before the end of the trading session
[8]	- All Blocks Methods' Transactions Value are included.
5093	- Transfer to the Surveillance Category as of 8/4/2015.
5141	- Transfer to the Surveillance Category as of 10/05/2017.
5160	- Transfer to the Surveillance Category as of 15/04/2016.
5165	- Transfer to the Surveillance Category as of 15/02/2018.
5193	- Transfer to the Surveillance Category as of 25/10/2018.
5197	- Transfer to the Surveillance Category as of 07/11/2018.
5232	- Transfer to the Under Surveillance Category from 08/04/2011.
5248	- Transfer to the Surveillance Category as of 06/09/20116.
5253	- Transfer to the Surveillance Category as of 14/5/2021.

### Securities Blocks Details

Securities	Block Volume	Price	Block Trade Value	Time of approval	Note
NATIONAL BANK (CR)	40,000	13.21	528,400.00	10:37:27	20
EUROBANK (CR)	1,000,000	3.41	3,408,000.00	10:51:18	20
PPC (CR)	50,000	17.82	891,000.00	10:53:54	20
ALPHA BANK (CR)	2,000,000	3.42	6,844,000.00	10:54:33	20
PPC (CR)	11,500	17.82	204,930.00	11:25:05	20
EKTER SA (CR)	55,000	3.56	195,800.00	11:32:16	20
ELVALHALCOR (CR)	238,664	4.04	963,009.24	11:35:33	20
PPC (CR)	12,000	17.82	213,840.00	11:47:08	20
PPC (CR)	20,000	17.82	356,400.00	12:01:14	20
PERFORMANCE TECHNOLOGIES (CR)	10,000	8.39	83,900.00	12:03:39	20
EUROBANK (CR)	1,000,000	3.40	3,404,000.00	12:04:09	20
ALPHA BANK (CR)	400,000	3.42	1,369,200.00	12:10:27	20
PPC (CR)	16,500	17.82	294,030.00	12:32:12	20
METLEN PLC (CR)	56,407	42.60	2,402,938.20	12:47:43	20
EUROBANK (CR)	500,000	3.40	1,700,000.00	12:55:44	20
PERFORMANCE TECHNOLOGIES (CR)	76,000	8.36	635,360.00	12:56:47	20
OPAP (CR)	30,000	18.14	544,200.00	13:08:40	20
PPC (CR)	30,000	17.82	534,600.00	13:20:38	20
OPAP (CR)	18,000	18.12	326,160.00	13:24:47	20
EUROBANK (CR)	250,000	3.40	850,000.00	13:29:01	20
EUROBANK (CR)	1,000,000	3.40	3,400,000.00	13:34:42	20
FAIS (CR)	34,000	3.29	111,860.00	13:41:13	20
TITAN (CB)	11,000	48.75	536,250.00	13:46:11	20
EUROBANK (CR)	250,000	3.41	851,750.00	13:47:42	20
JUMBO SA (CR)	200,000	27.40	5,480,000.00	13:57:23	20
PPC (CR)	12,000	17.82	213,840.00	14:01:14	20
DIMAND (CR)	10,000	10.00	100,000.00	14:07:59	20
BRIQ PROPERTIES (CR)	79,011	2.94	232,292.34	14:18:05	20
EUROBANK (CR)	500,000	3.44	1,719,750.00	14:39:00	20
PPC (CR)	20,000	17.82	356,400.00	14:41:39	20
EUROBANK (CR)	119,017	3.47	413,227.02	15:09:12	20
JUMBO SA (CR)	25,000	27.34	683,500.00	15:18:19	20
EUROBANK (CR)	200,000	3.46	692,000.00	15:19:44	20
EUROBANK (CR)	539,000	3.40	1,830,444.00	15:23:16	20
JUMBO SA (CR)	17,503	27.34	478,532.02	15:29:23	20
GEK TERNA (CR)	8,500	24.74	210,290.00	15:34:33	20
TITAN (CB)	20,000	48.85	977,000.00	16:04:55	20

### Blocks Notes

- 9 - Method 6-1 / Special Fees
- 10 - Method 6-1 / Special Fees, SDS
- 14 - Method 6-3 / Settlement, Incomplete Buy and Sell
- 18 - Method 6-2 / SPOT 1
- 19 - Method 6-2 / SPOT 2
- 20 - Method 6-1 and Method 6-1 Same Day Settlement
- 21 - Other Pre-agreed

Securities Blocks Details

Securities	Block Volume	Price	Block Trade Value	Time of approval	Note
EUROBANK (CR)	432,926	3.49	1,510,478.81	16:08:25	20
NATIONAL BANK (CR)	101,409	13.22	1,340,119.94	16:08:53	20
EUROBANK (CR)	1,033,568	3.49	3,606,635.54	16:14:57	20
JUMBO SA (CR)	50,000	27.34	1,367,000.00	16:39:10	20
ADMIE (IPTO) HOLDING S.A. (CR)	100,000	2.98	298,000.00	16:48:53	20
ADMIE (IPTO) HOLDING S.A. (CR)	100,000	2.98	298,000.00	16:50:08	20
AUTOHELLAS SA (CR)	100,000	11.84	1,184,000.00	16:53:32	20
HELLENIQ ENERGY (CR)	30,000	8.29	248,700.00	16:58:49	20
PPC (CR)	12,000	17.82	213,840.00	17:00:44	20
ALPHA BANK (CR)	1,049,986	3.43	3,601,451.98	17:02:46	20
TITAN (CB)	5,000	49.35	246,750.00	17:10:41	20
EUROBANK (CR)	660,314	3.49	2,303,835.55	17:11:37	20
JUMBO SA (CR)	36,385	27.34	994,765.90	17:13:32	20
EUROBANK (CR)	424,355	3.41	1,447,474.91	17:15:37	20
ALPHA BANK (CR)	574,130	3.46	1,985,341.54	17:16:21	20

Blocks Notes

- 9 - Method 6-1 / Special Fees
- 10 - Method 6-1 / Special Fees, SDS
- 14 - Method 6-3 / Settlement, Incomplete Buy and Sell
- 18 - Method 6-2 / SPOT 1
- 19 - Method 6-2 / SPOT 2
- 20 - Method 6-1 and Method 6-1 Same Day Settlement
- 21 - Other Pre-agreed

**Shares Rights Details**

Occured date	Exercise from	Exercise until	Trading until	<b>Rights</b>	Price min	Price max	Closing price	Last Bid	Last Ask	Volume	Trades	Transactions Value
--------------	---------------	----------------	---------------	---------------	-----------	-----------	---------------	----------	----------	--------	--------	--------------------

No Rights Transactions.

Forced Sales Details

Securities	Category of Security	Transactions Volume	Number of Trades	Transactions Value	Note
No Forced Transactions.					

Forced Sales Notes

- 1 - Compulsory Public Forced Sales
- 2 - Forced Sales of Fixed Registered Shares
- 3 - Forced Sales of Remaining Fractional Shares



## Exchange Traded Funds (ETFs) Characteristics

	Transactions Date (T)	Creation / Redemption	Units (T-1)	New Units (T-1)	Redemption Units (T-1)	Units (T) [1]	Fund Assets [2]	Net Unit Price	Dividend per Unit	Dividend Date
ALPHA ETF FTSE Athex Large Cap	18/12/2025	5,000	1,160,078	---	---	1,160,078	61,399,940.00	52.9274	1.15	01/07/2025

## ETFs Notes

[1] - Units (T) = Units (T-1) + New Units (T-1) - Redemption Units (T-1)

[2] - The Creation / Redemption Units of T-1 are included.

## Non Convertible Corporate Bonds - Regulated Market

Num Listed Bonds	Nominal price	Issue price	Today's Rate	Exp. Date	Duration (years)	Note	Coupon		Trading Unit	Corporate Bonds	Accrued Int.	Yield.T.Mat	Price min	Price max	Closing price	Previous closing price/date	Volume	Transactions Value	Last order		Date	ear min	Year max	
							Common	Preferred											Price	Buy / Sell				
300,000	1,000.00	1,000.00	2.30	14/12/2028	7	---	9	---	1	GEK TERNA S.A. (Non Convertible)	0.4472	3.3660	96.0000	96.2000	96.2000	96.0720	17/12/2025	13,000	12,503.91	96.0100	B	18/12/2025	92.9502	100.0000
320,000	1,000.00	1,000.00	3.40	21/07/2027	7	---	11	---	1	LAMDA DEVELOPMENT S.A. (Non Convertible)	14.5444	3.3060	99.0000	99.5000	99.2000	99.0000	17/12/2025	110,000	110,719.89	99.1000	B	18/12/2025	97.6000	100.5000
200,000	1,000.00	1,000.00	1.90	23/03/2028	7	---	10	---	1	MOTOR OIL CORINTH REFINERIES SA (Non Convertible)	4.7500	2.8090	97.4100	97.5500	97.4867	97.5160	17/12/2025	202,000	197,921.10	97.4200	B	18/12/2025	93.5278	98.8000
197,650	1,000.00	1,000.00	3.60	12/03/2026	7	---	14	---	1	AEGEAN AIRLINES S.A. (Non Convertible)	10.1000	2.8790	100.0020	100.0020	100.0020	100.0020	17/12/2025	1,000	1,010.12	100.0020	B	18/12/2025	99.0460	101.0000
150,000	1,000.00	1,000.00	2.60	22/10/2026	7	---	13	---	1	TERNA ENERGY FINANCE S.A. (Non Convertible)	4.4056	3.9200	98.3200	98.4000	98.3807	98.6760	17/12/2025	12,000	11,858.55	98.7100	B	18/12/2025	97.6272	100.0000
100,000	1,000.00	1,000.00	2.80	25/01/2027	5	---	8	---	1	PREMIA S.A. (Non Convertible)	11.6667	3.5240	---	---	---	98.8000	17/12/2025	---	---	98.7500	B	18/12/2025	96.2000	99.5799
500,000	1,000.00	1,000.00	3.80	18/11/2032	7	---	1	---	1	LAMDA DEVELOPMENT S.A. (Non convertible)	3.5889	3.9120	99.2500	99.6699	99.3167	99.6800	17/12/2025	101,000	100,964.21	99.3000	B	18/12/2025	99.2500	100.0000
300,000	1,000.00	1,000.00	2.30	20/07/2028	7	---	9	---	1	PRODEA REIC S.A. (Non Convertible)	9.8389	3.5340	96.1500	96.3000	96.1625	96.0290	17/12/2025	15,000	14,574.58	96.1500	B	18/12/2025	93.5001	99.9990
150,000	1,000.00	1,000.00	2.65	22/10/2026	5	---	9	---	1	CPLP SHIPPING HOLDINGS PLC (Non Convertible)	4.4903	3.1390	99.3000	99.3000	99.3000	99.2480	17/12/2025	7,000	6,982.43	99.3000	B	18/12/2025	97.3000	99.9999
500,000	1,000.00	1,000.00	2.75	03/07/2027	7	---	11	---	1	GEK TERNA S.A. (Non Convertible)	13.1389	3.2630	98.3000	98.9000	98.5000	98.5000	17/12/2025	177,000	176,908.58	98.3000	B	18/12/2025	96.5000	100.3800
120,000	1,000.00	1,000.00	2.65	06/12/2028	7	---	9	---	1	NOVAL PROPERTY REIC (Non Convertible)	1.0306	3.3770	97.0100	97.1500	97.0133	97.6000	17/12/2025	33,000	32,084.41	97.0110	B	18/12/2025	94.2301	99.9900
250,000	1,000.00	1,000.00	3.70	04/07/2032	7	---	1	---	1	AEGEAN AIRLINES S.A. (Non Convertible)	17.5750	3.5430	100.0500	101.0000	100.5191	101.0010	17/12/2025	21,000	21,478.08	100.0600	B	18/12/2025	100.1414	104.0000
100,000	1,000.00	1,000.00	2.95	11/02/2027	5	---	8	---	1	SAFE BULKERS PARTICIPATIONS PLC (Non Convertible)	10.8986	3.7390	98.4000	98.9600	98.6358	98.8000	17/12/2025	40,000	39,890.24	98.4000	B	18/12/2025	96.7794	100.9000
100,000	1,000.00	1,000.00	4.40	26/07/2029	7	---	7	---	1	CPLP SHIPPING HOLDINGS PLC (Non Convertible)	17.9667	3.4200	101.5000	101.5000	101.5000	101.8000	17/12/2025	3,000	3,098.90	101.5500	B	18/12/2025	100.6724	105.2895
500,000	1,000.00	1,000.00	4.00	10/07/2030	7	---	5	---	1	METLEN ENERGY & METALS S.A. (Non Convertible)	18.3333	3.3610	101.1500	101.2900	101.2260	101.3250	17/12/2025	83,000	85,511.97	101.1800	B	18/12/2025	100.4600	103.9600
99,697	1,000.00	1,000.00	5.50	15/12/2028	5	---	5	---	1	IDEAL HOLDINGS S.A. (Non Convertible)	1.0694	3.7260	103.7000	103.7000	103.7000	103.8000	17/12/2025	8,000	8,304.56	103.6000	B	18/12/2025	102.5039	106.3000
200,000	1,000.00	1,000.00	4.25	23/01/2029	5	---	4	---	1	AUTOHELLAS S.A. (Non Convertible)	17.9444	3.5490	101.0500	101.2000	101.1591	101.2000	17/12/2025	11,000	11,324.89	101.1000	B	18/12/2025	100.0000	103.2000
130,000	1,000.00	1,000.00	6.00	27/02/2029	5	---	4	---	1	INTRALOT S.A. (Non Convertible)	19.5000	4.8370	101.7600	101.9500	101.7683	101.7600	17/12/2025	65,000	67,416.90	101.7600	B	18/12/2025	100.7180	105.5000
140,000	1,000.00	1,000.00	4.70	15/12/2030	5	---	1	---	1	AKTOR A.E. (Μη μετατρέψιμο)	0.9139	4.4560	100.9060	101.1500	101.0000	100.9060	17/12/2025	421,000	425,775.83	100.9500	B	18/12/2025	100.7210	101.4900

## Corporate Bonds Notes

Transactions Volume = (Pieces) \* (Nominal Price). Transactions Value = (Pieces) \* (Nominal Price) \* (price %) + (Accrued interest).

The price of a Bond is stated as a percentage (%) of Bond's Nominal Price.

Nominal Price in Euros (€), except if it is noted differently.

## Non Convertible Corporate Bonds - Regulated Market

Num Listed Bonds	Nominal price	Issue price	Today's Rate	Exp. Date	Duration (years)	Note	Coupon		Trading Unit	Corporate Bonds	Accrued Int.	Yield.T.Mat	Price min	Price max	Closing price	Previous closing price/date	Volume	Transactions Value	Last order			ear min	Year max	
							Common	Preferred											Price	Buy / Sell	Date			
500,000	1,000.00	1,000.00	3.20	29/09/2032	7	---	1	---	1	GEK TERNA S.A. (Non Convertible)	7.4667	3.5730	97.6000	98.0000	97.8000	98.0000	17/12/2025	60,000	59,122.30	97.7500	B	18/12/2025	97.5500	100.4000
250,000	1,000.00	1,000.00	2.45	16/11/2028	7	---	9	---	1	ELVALHALCOR S.A. (Non Convertible)	2.3819	3.4250	96.2500	97.1000	96.4500	97.1000	17/12/2025	130,000	126,051.85	96.4500	B	18/12/2025	93.6975	99.0000

## Corporate Bonds Notes

Transactions Volume = (Pieces) \* (Nominal Price). Transactions Value = (Pieces) \* (Nominal Price) \* (price %) + (Accrued interest).

The price of a Bond is stated as a percentage (%) of Bond's Nominal Price.

Nominal Price in Euros (€), except if it is noted differently.

## Government Bonds

Number Listed Bonds	Nominal price	Today's Rate	Accrued Interest Calc	Exp. Date [1]	Duration (years)	Note	Coupons Date	Curr. coupon value	Trading Unit	Government Bonds	Price min	Price max	Closing price	Previous closing price/date	Volume	Transactions Value	Price	Last order Buy / Sell	Date
4,000,000	1,000.00	4.13	Actual/Actual	15/06/2054	30	---	15/06	4.13	1	GGB-FXD-150654-30Y-4.125-1.000	---	---	---	---	---	---	---	---	---
4,700,000	1,000.00	1.88	Actual/Actual	04/02/2035	15	---	04/02	1.88	1	GGB-FXD-040235-15Y-1.875-1.000	---	---	---	---	---	---	---	---	---
6,000,000	1,000.00	0.75	Actual/Actual	18/06/2031	10	---	18/06	0.75	1	GGB-FXD-180631-10Y-0.750-1.000	---	---	---	---	---	---	---	---	---
3,600,000	1,000.00	3.88	Actual/Actual	15/06/2028	5	---	15/06	3.88	1	GGB-FXD-150628-05Y-3.875-1.000	---	---	---	---	---	---	---	---	---
5,962,747,327	1.00	3.75	Actual/Actual	30/01/2028	10	---	/02 - 02/02 - 31/	3.75	1	GGB-FXD-300128-10Y-3.750-1.000	---	---	---	85.4610 13/07/2018	---	---	1.0000	B	28/11/2018
7,067,309,386	1.00	3.90	Actual/Actual	30/01/2033	15	---	/02 - 02/02 - 31/	3.90	1	GGB-FXD-300133-15Y-3.900-1.000	---	---	---	78.6730 13/07/2018	---	---	1.0000	B	28/11/2018
5,622,848,349	1.00	4.00	Actual/Actual	30/01/2037	19	---	/02 - 02/02 - 31/	4.00	1	GGB-FXD-300137-19Y-4.000-1.000	---	---	---	77.0370 13/07/2018	---	---	1.0000	B	28/11/2018
5,476,770,669	1.00	4.20	Actual/Actual	30/01/2042	24	---	/02 - 02/02 - 31/	4.20	1	GGB-FXD-300142-24Y-4.200-1.000	---	---	---	77.7640 13/07/2018	---	---	1.0000	B	28/11/2018
4,950,000	1,000.00	3.38	Actual/Actual	15/06/2034	10	---	15/06	3.38	1	GGB-FXD-150634-10Y-3.375-1.000	---	---	---	---	---	---	---	---	---
59,586,043	1.00	4.30	Actual/Actual	24/02/2026	14	---	24/02	4.30	1	GGB-FXD-240226-14Y-2.000-1.000	---	---	---	10.0000 22/06/2015	---	---	---	---	---
41,118,344	1.00	4.30	Actual/Actual	24/02/2027	15	---	24/02	4.30	1	GGB-FXD-240227-15Y-2.000-1.000	---	---	---	10.0000 22/06/2015	---	---	---	---	---
45,137,734	1.00	4.30	Actual/Actual	24/02/2028	16	---	24/02	4.30	1	GGB-FXD-240228-16Y-2.000-1.000	---	---	---	10.0000 22/06/2015	---	---	---	---	---
61,768,888	1.00	4.30	Actual/Actual	24/02/2029	17	---	24/02	4.30	1	GGB-FXD-240229-17Y-2.000-1.000	---	---	---	10.0000 22/06/2015	---	---	---	---	---
54,567,744	1.00	4.30	Actual/Actual	24/02/2030	18	---	24/02	4.30	1	GGB-FXD-240230-18Y-2.000-1.000	---	---	---	10.0000 22/06/2015	---	---	---	---	---
37,541,515	1.00	4.30	Actual/Actual	24/02/2031	19	---	24/02	4.30	1	GGB-FXD-240231-19Y-2.000-1.000	---	---	---	10.0000 22/06/2015	---	---	---	---	---
37,558,317	1.00	4.30	Actual/Actual	24/02/2032	20	---	24/02	4.30	1	GGB-FXD-240232-20Y-2.000-1.000	---	---	---	10.0000 22/06/2015	---	---	---	---	---
37,473,732	1.00	4.30	Actual/Actual	24/02/2033	21	---	24/02	4.30	1	GGB-FXD-240233-21Y-2.000-1.000	---	---	---	10.0000 22/06/2015	---	---	---	---	---
33,888,293	1.00	4.30	Actual/Actual	24/02/2034	22	---	24/02	4.30	1	GGB-FXD-240234-22Y-2.000-1.000	---	---	---	10.0000 22/06/2015	---	---	---	---	---
35,177,800	1.00	4.30	Actual/Actual	24/02/2035	23	---	24/02	4.30	1	GGB-FXD-240235-23Y-2.000-1.000	---	---	---	10.0000 22/06/2015	---	---	---	---	---
35,547,268	1.00	4.30	Actual/Actual	24/02/2036	24	---	24/02	4.30	1	GGB-FXD-240236-24Y-2.000-1.000	---	---	---	10.0000 22/06/2015	---	---	---	---	---
40,246,306	1.00	4.30	Actual/Actual	24/02/2037	25	---	24/02	4.30	1	GGB-FXD-240237-25Y-2.000-1.000	---	---	---	10.0000 22/06/2015	---	---	---	---	---
37,643,952	1.00	4.30	Actual/Actual	24/02/2038	26	---	24/02	4.30	1	GGB-FXD-240238-26Y-2.000-1.000	---	---	---	10.0000 22/06/2015	---	---	---	---	---
36,977,100	1.00	4.30	Actual/Actual	24/02/2039	27	---	24/02	4.30	1	GGB-FXD-240239-27Y-2.000-1.000	---	---	---	10.0000 22/06/2015	---	---	---	---	---
41,615,000	1.00	4.30	Actual/Actual	24/02/2040	28	---	24/02	4.30	1	GGB-FXD-240240-28Y-2.000-1.000	---	---	---	10.0000 22/06/2015	---	---	---	---	---
42,227,208	1.00	4.30	Actual/Actual	24/02/2041	29	---	24/02	4.30	1	GGB-FXD-240241-29Y-2.000-1.000	---	---	---	10.0000 22/06/2015	---	---	---	---	---
68,288,487	1.00	4.30	Actual/Actual	24/02/2042	30	---	24/02	4.30	1	GGB-FXD-240242-30Y-2.000-1.000	---	---	---	10.0000 22/06/2015	---	---	---	---	---
4,700,000	1,000.00	3.88	Actual/Actual	12/03/2029	10	---	12/03	3.88	1	GGB-FXD-120329-10Y-3.875-1.000	---	---	---	---	---	---	100.0000	B	15/10/2019
3,192,362	1,000.00	0.00	Actual/Actual	12/02/2026	5	---	12/02	0.00	1	GGB-FXD-120226-05Y-0.000-1.000	---	---	---	---	---	---	---	---	---
2,100,000	1,000.00	3.55	Actual/Actual	20/03/2026	7	---	20/03	3.55	1	GGB-FXD-200326-07Y-3.550-1.000	---	---	---	---	---	---	---	---	---
5,500,000	1,000.00	1.50	Actual/Actual	18/06/2030	10	---	18/06	1.50	1	GGB-FXD-180630-10Y-1.500-1.000	---	---	---	---	---	---	---	---	---
5,500,000	1,000.00	4.38	Actual/Actual	18/07/2038	15	---	18/07	4.38	1	GGB-FXD-180738-15Y-4.375-1.000	---	---	---	---	---	---	---	---	---
40,000	1,000.00	2.72	FLR Actual/360	18/09/2026	1	---	18/09 - 18/03	---	1	GGB-FLT-180926-01Y-2.717-1.000	---	---	---	---	---	---	---	---	---
5,364,250	1,000.00	3.25	Actual/Actual	20/03/2050	30	---	20/03	3.25	1	GGB-FXD-200350-30Y-3.250-1.000	---	---	---	---	---	---	---	---	---
4,500,000	1,000.00	3.63	Actual/Actual	15/06/2035	10	---	15/06	3.63	1	GGB-FXD-150635-10Y-3.625-1000.00	---	---	---	---	---	---	---	---	---
3,924,361	1,000.00	2.00	Actual/Actual	22/04/2027	7	---	22/04	2.00	1	GGB-FXD-220427-07Y-2.000-1.000	---	---	---	---	---	---	99.9000	B	22/04/2020

## Government Bonds Notes

Transactions Volume = (Pieces) \* (Nominal Price). Transactions Value = (Pieces) \* (Nominal Price) \* (price %) + (Accrued interest).

The Value of current coupon for the issues with NV 0.01 euro refers to NV 100 euros

FLR: Floating Interest Rate.

[1] - The Expiration Date of the interest bearing period and the Date for coupon payment.

## Government Bonds

Number Listed Bonds	Nominal price	Today's Rate	Accrued Interest Calc	Exp. Date [1]	Duration (years)	Note	Coupons Date	Curr. coupon value	Trading Unit	Government Bonds	Price min	Price max	Closing price	Previous closing price/date	Volume	Transactions Value	Price	Last order Buy / Sell	Date
2,298,012	1,000.00	1.88	Actual/Actual	23/07/2026	7	---	23/07	1.88	1	GGB-FXD-230726-07Y-1.875-1.000	---	---	---	---	---	---	---	---	---
4,900,000	1,000.00	4.25	Actual/Actual	15/06/2033	10	---	15/06	4.25	1	GGB-FXD-150633-10Y-4.250-1.000	---	---	---	---	---	---	---	---	---
3,500,000	1,000.00	1.88	Actual/Actual	24/01/2052	30	---	24/01	1.88	1	GGB-FXD-240152-30Y-1.875-1.000	---	---	---	---	---	---	---	---	---
3,700,000	1,000.00	1.75	Actual/Actual	18/06/2032	10	---	18/06	1.75	1	GGB-FXD-180632-10Y-1.750-1.000	---	---	---	---	---	---	---	---	---
2,200,000	1,000.00	1.13	FLR Actual/360	15/12/2027	5	---	- 15/03 - 15/09 -	---	1	GGB-FLT-151227-05Y-1.130-1.000	---	---	---	---	---	---	102.1600	B	30/12/2022

## Government Bonds Notes

Transactions Volume = (Pieces) \* (Nominal Price). Transactions Value = (Pieces) \* (Nominal Price) \* (price %) + (Accrued interest).

The Value of current coupon for the issues with NV 0.01 euro refers to NV 100 euros

FLR: Floating Interest Rate.

[1] - The Expiration Date of the interest bearing period and the Date for coupon payment.

Treasury Bills & Zero Coupon Government Bonds

Issue Date	13-Week Maturity									26-Week Maturity									52-Week Maturity								
	Exp. Date	Initial Rate	Num Listed Bonds	Nominal price	Issue price	Last Trade Price	Last Trade Date	Volume Traded	Note	Exp. Date	Initial Rate	Num Listed Bonds	Nominal price	Issue price	Last Trade Price	Last Trade Date	Volume Traded	Note	Exp. Date	Initial Rate	Num Listed Bonds	Nominal price	Issue price	Last Trade Price	Last Trade Date	Volume Traded	Note
07/03/2025	---	---	---	---	---	---	---	---	---	---	---	---	---	---	---	---	---	---	06/03/2026	2.15	600,000	1,000.00	978.76	---	---	---	---
06/06/2025	---	---	---	---	---	---	---	---	---	---	---	---	---	---	---	---	---	---	06/06/2026	1.84	600,000	1,000.00	981.74	---	---	---	---
05/09/2025	---	---	---	---	---	---	---	---	---	---	---	---	---	---	---	---	---	---	04/09/2026	1.97	600,000	1,000.00	0.00	---	---	---	---
05/12/2025	---	---	---	---	---	---	---	---	---	---	---	---	---	---	---	---	---	---	04/12/2026	2.03	600,000	1,000.00	997.90	---	---	---	---

Bonds in Circulation	Currency / Min nominal traded Value	Coupons Payment Date	Current Coupon Value	Note	Coupon	Trading Unit	Issue Date	Duration (years)	Today's Interest	A.I.C in days	Bonds	Last price of previous days		Last Outcry in Cash (euro)		Trades in Pieces	Life min	Life Max	
												Price	Buy / Sell	Price	Buy / Sell				
<b>Corporate Bonds in Foreign Currency and Euro</b>																			
103,746	GBP / 10	01/12	0.25	---	67	1	01/12/1930	98	2.5	360	National Mortgage Bank	2.27	05/02/1996	2.27	S	05/02/1996	---	2.27	2.27
0	GBP / 10	01/12	0.25	---	69	1	01/12/1928	100	2.5	360	National Mortgage Bank	---	---	---	---	---	---	---	---

## Government Bonds Notes

A.I.C: Accrued Interest Calculation base.

FLR: Floating Interest Rate.

The minimum tradeable Nominal Value for all Demeterialised Government Titles is 100 Euros.

(μτφρ-0)

Underlying Asset				Derivatives Market													
Price max	Price min	Closing price	change	Delivery Month	Open price	Price max	Price min	Last price	Closing price	Last Bid	Last Ask	Fixing price*	Life high	Life low	Trades	Volume	Open Interest
<b>FTSE/Athex Large Cap</b>				(Trade Unit: 1 Index Point x 2E, Cash Settlement)													
5,300.77	5,253.76	5,300.31	0.80%	December 2025	5,273.00	5,297.00	5,257.00	5,297.00	5,297.00	---	---	---	5,412.00	---	65	466	2,184
				January 2026	5,252.00	5,310.75	5,251.00	5,310.75	5,310.75	---	---	---	5,431.75	---	98	570	5,552
				February 2026	5,278.00	5,289.50	5,278.00	5,289.50	5,289.50	---	---	---	5,318.50	---	4	50	110
				March 2026	---	---	---	---	5,285.50	---	---	---	---	---	---	---	---
				June 2026	---	---	---	---	5,312.25	---	---	---	---	---	---	---	---
				September 2026	---	---	---	---	5,338.75	---	---	---	---	---	---	---	---
<b>FTSE/Athex Banks</b>				(Trade Unit: 1 Index Point x 15E, Cash Settlement)													
2,318.56	2,285.50	2,314.59	0.88%	December 2025	2,287.50	2,294.50	2,287.50	2,294.50	2,294.50	---	---	---	2,461.50	---	4	34	228
				March 2026	2,310.50	2,317.50	2,310.50	2,317.50	2,317.50	---	---	---	2,367.25	---	2	32	2,174
				June 2026	---	---	---	---	2,317.75	---	---	---	---	---	---	---	---
				September 2026	---	---	---	---	2,329.50	---	---	---	---	---	---	---	---
<b>MSCI GREECE REBASED</b>				(Trade Unit: 1 Index Point x 2E, Cash Settlement)													
8,580.08	8,469.73	8,574.44	0.90%	December 2025	8,492.00	8,492.00	8,492.00	8,492.00	8,492.00	---	---	---	8,492.00	---	2	20	---
				January 2026	8,495.00	8,495.00	8,495.00	8,495.00	8,495.00	---	---	---	8,495.00	---	2	20	---
				February 2026	8,497.25	8,497.25	8,497.25	8,497.25	8,497.25	---	---	---	8,497.25	---	2	20	---
				March 2026	---	---	---	---	8,542.25	---	---	---	---	---	---	---	---
				April 2026	---	---	---	---	8,555.50	---	---	---	---	---	---	---	---
				May 2026	---	---	---	---	8,568.75	---	---	---	---	---	---	---	---
				June 2026	---	---	---	---	8,585.25	---	---	---	---	---	---	---	---
				September 2026	---	---	---	---	8,628.25	---	---	---	---	---	---	---	---

Derivatives notes - <https://www.athexgroup.gr/en/market-data/statistics/eod-closing-prices/>

Fixing prices and final open positions can be retrieved from the following path <http://www.athexgroup.gr/en/market-data/statistics/eod-closing-prices>



Underlying Asset				Derivatives Market													
Price max	Price min	Closing price	change	Delivery Month	Open price	Price max	Price min	Last price	Closing price	Last Bid	Last Ask	Fixing price*	Life high	Life low	Trades	Volume	Open Interest
<b>ADMIE (IPTO) HOLDING S.A. (CR)</b>																	
(Contract Size: 100 Securities, Physical Delivery)																	
2.995	2.93	2.98	1.71%	December 2025	2.95	2.98	2.94	2.98	2.98	---	---	---	3.37	---	25	2,093	4,341
				March 2026	2.97	3.01	2.97	3.01	3.01	---	---	---	3.01	---	24	2,076	11,536
				June 2026	---	---	---	---	2.96	---	---	---	---	---	---	---	---
				September 2026	---	---	---	---	2.97	---	---	---	---	---	---	---	---
<b>AEGEAN AIRLINES (CR)</b>																	
(Contract Size: 100 Securities, Physical Delivery)																	
14.18	13.98	14.18	1.14%	December 2025	14.03	14.17	13.98	14.17	14.17	---	---	---	14.60	---	96	800	1,121
				March 2026	14.17	14.32	14.12	14.32	14.32	---	---	---	14.49	---	43	610	3,540
				June 2026	---	---	---	---	14.16	---	---	---	---	---	---	---	---
				September 2026	---	---	---	---	14.23	---	---	---	---	---	---	---	---
<b>AKTOR S.A. HOLDING CO. (CR)</b>																	
(Contract Size: 100 Securities, Physical Delivery)																	
9.34	9.26	9.31	-0.32%	December 2025	9.28	9.30	9.26	9.26	9.26	---	---	---	9.65	---	62	7,587	13,868
				March 2026	9.41	9.41	9.37	9.39	9.39	---	---	---	9.74	---	32	7,304	71,788
				June 2026	---	---	---	---	9.44	---	---	---	---	---	---	---	---
				September 2026	---	---	---	---	9.48	---	---	---	---	---	---	---	---
<b>ALPHA BANK (CR)</b>																	
(Contract Size: 100 Securities, Physical Delivery)																	
3.461	3.41	3.45	0.94%	December 2025	3.42	3.46	3.41	3.45	3.45	---	---	---	3.83	---	199	13,089	31,256
				March 2026	3.45	3.49	3.44	3.48	3.48	---	---	---	3.56	---	152	12,215	45,505
				June 2026	---	---	---	---	3.45	---	---	---	---	---	---	---	---
				September 2026	---	---	---	---	3.47	---	---	---	---	---	---	---	---
<b>ATHENS INTL AIRPORT (CR)</b>																	
(Contract Size: 100 Securities, Physical Delivery)																	
10.55	10.3	10.54	2.13%	December 2025	10.37	10.48	10.37	10.48	10.48	---	---	---	10.54	---	2	12	194
				March 2026	10.50	10.52	10.49	10.52	10.52	---	---	---	10.52	---	3	4	81
				June 2026	---	---	---	---	10.43	---	---	---	---	---	---	---	---
				September 2026	---	---	---	---	10.48	---	---	---	---	---	---	---	---
<b>AUTOHELLAS SA (CR)</b>																	
(Contract Size: 100 Securities, Physical Delivery)																	
11.94	11.8	11.84	0.00%	December 2025	11.87	11.87	11.87	11.87	11.87	---	---	---	12.04	---	5	82	348
				March 2026	11.98	11.99	11.98	11.99	11.99	---	---	---	12.15	---	5	82	370
				June 2026	---	---	---	---	11.96	---	---	---	---	---	---	---	---
				September 2026	---	---	---	---	12.02	---	---	---	---	---	---	---	---
<b>AVAX S.A. (CR)</b>																	
(Contract Size: 100 Securities, Physical Delivery)																	
2.815	2.765	2.81	0.72%	December 2025	2.78	2.80	2.78	2.80	2.80	---	---	---	2.80	---	22	466	855
				March 2026	2.81	2.84	2.78	2.84	2.84	---	---	---	2.84	---	18	467	1,523
				June 2026	---	---	---	---	2.82	---	---	---	---	---	---	---	---
				September 2026	---	---	---	---	2.83	---	---	---	---	---	---	---	---

Derivatives notes - <https://www.athexgroup.gr/en/market-data/statistics/eod-closing-prices/>

Fixing prices and final open positions can be retrieved from the following path <http://www.athexgroup.gr/en/market-data/statistics/eod-closing-prices>

Underlying Asset				Derivatives Market													
Price max	Price min	Closing price	change	Delivery Month	Open price	Price max	Price min	Last price	Closing price	Last Bid	Last Ask	Fixing price*	Life high	Life low	Trades	Volume	Open Interest
<b>BANK OF CYPRUS (CR)</b> (Contract Size: 100 Securities, Physical Delivery)																	
8.02	7.98	8	0.00%	December 2025	7.99	8.00	7.98	7.99	7.99	---	---	---	8.28	---	40	298	802
				March 2026	8.07	8.08	8.07	8.07	8.07	---	---	---	8.15	---	17	199	2,510
				June 2026	---	---	---	---	8.08	---	---	---	---	---	---	---	---
				September 2026	---	---	---	---	8.12	---	---	---	---	---	---	---	---
<b>CC HBC AG (CR)</b> (Contract Size: 100 Securities, Physical Delivery)																	
43.46	43.02	43.46	1.54%	December 2025	42.94	43.05	42.94	43.05	43.05	---	---	---	43.54	---	6	43	115
				March 2026	43.44	43.51	43.17	43.17	43.17	---	---	---	43.51	---	6	35	186
				June 2026	---	---	---	---	43.24	---	---	---	---	---	---	---	---
				September 2026	---	---	---	---	43.45	---	---	---	---	---	---	---	---
<b>CENERGY HOLDINGS (CB)</b> (Contract Size: 100 Securities, Physical Delivery)																	
15.76	15.46	15.5	-1.90%	December 2025	15.72	15.72	15.48	15.50	15.50	---	---	---	16.02	---	28	152	761
				March 2026	15.82	15.82	15.59	15.64	15.64	---	---	---	16.14	---	18	87	4,890
				June 2026	---	---	---	---	15.96	---	---	---	---	---	---	---	---
				September 2026	---	---	---	---	16.04	---	---	---	---	---	---	---	---
<b>CrediaBank (CR)</b> (Contract Size: 100 Securities, Physical Delivery)																	
1.64	1.606	1.61	-0.74%	December 2025	1.63	1.63	1.61	1.61	1.61	---	---	---	1.69	---	42	3,280	5,273
				March 2026	1.65	1.65	1.63	1.64	1.64	---	---	---	1.69	---	90	3,358	11,962
				June 2026	---	---	---	---	1.64	---	---	---	---	---	---	---	---
				September 2026	---	---	---	---	1.65	---	---	---	---	---	---	---	---
<b>ELLAKTOR (CR)</b> (Contract Size: 100 Securities, Physical Delivery)																	
1.94	1.88	1.88	-1.16%	December 2025	1.89	1.91	1.88	1.88	1.88	---	---	---	1.91	---	37	1,025	1,215
				March 2026	1.33	1.37	1.30	1.30	1.30	---	---	---	1.77	---	28	868	1,253
				June 2026	---	---	---	---	1.92	---	---	---	---	---	---	---	---
				September 2026	---	---	---	---	1.93	---	---	---	---	---	---	---	---
<b>ELVALHALCOR (CR)</b> (Contract Size: 100 Securities, Physical Delivery)																	
4.045	3.9	3.92	-1.26%	December 2025	3.99	4.03	3.91	3.91	3.91	---	---	---	4.03	---	52	701	1,544
				March 2026	4.03	4.08	3.89	3.95	3.95	---	---	---	4.08	---	78	740	3,574
				June 2026	---	---	---	---	4.01	---	---	---	---	---	---	---	---
				September 2026	---	---	---	---	4.03	---	---	---	---	---	---	---	---
<b>EUROBANK (CR)</b> (Contract Size: 100 Securities, Physical Delivery)																	
3.499	3.326	3.493	3.04%	December 2025	3.39	3.52	3.35	3.48	3.48	---	---	---	3.61	---	99	4,940	6,926
				March 2026	3.42	3.53	3.38	3.51	3.51	---	---	---	3.61	---	131	5,102	16,162
				June 2026	---	---	---	---	3.42	---	---	---	---	---	---	---	---
				September 2026	---	---	---	---	3.44	---	---	---	---	---	---	---	---

Derivatives notes - <https://www.athexgroup.gr/en/market-data/statistics/eod-closing-prices/>

Fixing prices and final open positions can be retrieved from the following path <http://www.athexgroup.gr/en/market-data/statistics/eod-closing-prices>

Underlying Asset				Derivatives Market													
Price max	Price min	Closing price	change	Delivery Month	Open price	Price max	Price min	Last price	Closing price	Last Bid	Last Ask	Fixing price*	Life high	Life low	Trades	Volume	Open Interest
<b>EYDAP S.A. (CR)</b>				(Contract Size: 100 Securities, Physical Delivery)													
7.87	7.7	7.75	0.13%	December 2025	7.77	7.84	7.77	7.83	7.83	---	---	---	7.89	---	16	527	4,470
				March 2026	7.91	7.95	7.84	7.84	7.84	---	---	---	7.96	---	21	549	10,518
				June 2026	---	---	---	---	7.82	---	---	---	---	---	---	---	---
				September 2026	---	---	---	---	7.86	---	---	---	---	---	---	---	---
<b>FOURLIS (CR)</b>				(Contract Size: 100 Securities, Physical Delivery)													
4.265	4.23	4.25	-0.23%	December 2025	4.25	4.26	4.24	4.25	4.25	---	---	---	4.68	---	81	1,844	2,557
				March 2026	4.32	4.32	4.29	4.30	4.30	---	---	---	4.33	---	28	1,647	2,595
				June 2026	---	---	---	---	4.30	---	---	---	---	---	---	---	---
				September 2026	---	---	---	---	4.33	---	---	---	---	---	---	---	---
<b>GEK TERNA (CR)</b>				(Contract Size: 100 Securities, Physical Delivery)													
25.08	24.54	24.64	-1.04%	December 2025	25.06	25.06	24.59	24.60	24.60	---	---	---	25.61	---	27	507	2,854
				March 2026	25.30	25.34	24.79	24.84	24.84	---	---	---	25.53	---	100	627	8,466
				June 2026	---	---	---	---	25.15	---	---	---	---	---	---	---	---
				September 2026	---	---	---	---	25.28	---	---	---	---	---	---	---	---
<b>HELLENIC EXCHANGES-A.S.E. (CR)</b>				(Contract Size: 100 Securities, Physical Delivery)													
6.25	6.09	6.19	0.49%	December 2025	6.15	6.21	6.15	6.20	6.20	---	---	---	7.02	---	21	860	3,285
				March 2026	6.21	6.28	6.21	6.28	6.28	---	---	---	6.35	---	15	813	2,657
				June 2026	---	---	---	---	6.22	---	---	---	---	---	---	---	---
				September 2026	---	---	---	---	6.25	---	---	---	---	---	---	---	---
<b>HELLENiQ ENERGY (CR)</b>				(Contract Size: 100 Securities, Physical Delivery)													
8.365	8.245	8.285	0.00%	December 2025	8.33	8.34	8.23	8.34	8.34	---	---	---	8.70	---	32	1,214	1,963
				March 2026	8.18	8.25	8.14	8.21	8.21	---	---	---	8.56	---	48	1,263	3,072
				June 2026	---	---	---	---	8.37	---	---	---	---	---	---	---	---
				September 2026	---	---	---	---	8.41	---	---	---	---	---	---	---	---
<b>INTRACOM HOLDINGS (CR)</b>				(Contract Size: 100 Securities, Physical Delivery)													
3.485	3.42	3.46	0.88%	December 2025	3.44	3.46	3.42	3.46	3.46	---	---	---	3.74	---	80	2,347	4,923
				March 2026	3.49	3.50	3.45	3.49	3.49	---	---	---	3.60	---	64	2,112	7,428
				June 2026	---	---	---	---	3.47	---	---	---	---	---	---	---	---
				September 2026	---	---	---	---	3.48	---	---	---	---	---	---	---	---
<b>INTRALOT (CR)</b>				(Contract Size: 100 Securities, Physical Delivery)													
1.044	0.997	1.038	3.80%	December 2025	1.00	1.04	1.00	1.04	1.04	---	---	---	1.32	---	381	50,559	118,762
				March 2026	1.02	1.06	1.01	1.06	1.06	---	---	---	1.27	---	165	51,148	979,727
				June 2026	---	---	---	---	1.01	---	---	---	---	---	---	---	---
				September 2026	---	---	---	---	1.02	---	---	---	---	---	---	---	---

Derivatives notes - <https://www.athexgroup.gr/en/market-data/statistics/eod-closing-prices/>

Fixing prices and final open positions can be retrieved from the following path <http://www.athexgroup.gr/en/market-data/statistics/eod-closing-prices>

Underlying Asset				Derivatives Market													
Price max	Price min	Closing price	change	Delivery Month	Open price	Price max	Price min	Last price	Closing price	Last Bid	Last Ask	Fixing price*	Life high	Life low	Trades	Volume	Open Interest
<b>JUMBO SA (CR)</b>				(Contract Size: 100 Securities, Physical Delivery)													
27.54	27.2	27.34	0.52%	December 2025	27.30	27.41	27.26	27.31	27.31	---	---	---	32.20	---	63	314	654
				March 2026	27.52	27.65	27.45	27.51	27.51	---	---	---	27.90	---	41	256	1,863
				June 2026	---	---	---	---	27.48	---	---	---	---	---	---	---	---
				September 2026	---	---	---	---	27.62	---	---	---	---	---	---	---	---
<b>LAMDA DEVELOPMENT SA (CR)</b>				(Contract Size: 100 Securities, Physical Delivery)													
7.12	7.02	7.08	0.28%	December 2025	7.06	7.12	7.04	7.10	7.10	---	---	---	7.97	---	65	2,547	5,686
				March 2026	7.07	7.22	7.07	7.17	7.17	---	---	---	7.34	---	79	2,641	10,337
				June 2026	---	---	---	---	7.13	---	---	---	---	---	---	---	---
				September 2026	---	---	---	---	7.17	---	---	---	---	---	---	---	---
<b>METLEN PLC (CR)</b>				(Contract Size: 100 Securities, Physical Delivery)													
42.78	41.8	42.38	0.66%	December 2025	41.93	42.74	41.93	42.37	42.37	---	---	---	57.20	---	203	1,785	3,497
				March 2026	42.13	43.15	42.13	42.77	42.77	---	---	---	48.02	---	242	1,779	10,048
				June 2026	---	---	---	---	42.53	---	---	---	---	---	---	---	---
				September 2026	---	---	---	---	42.74	---	---	---	---	---	---	---	---
<b>MIG (CR)</b>				(Contract Size: 100 Securities, Physical Delivery)													
3.78	3.74	3.75	-0.53%	December 2025	3.80	3.80	3.80	3.80	3.80	---	---	---	4.40	---	1	3	79
				March 2026	3.85	3.85	3.85	3.85	3.85	---	---	---	3.87	---	1	3	102
				June 2026	---	---	---	---	3.81	---	---	---	---	---	---	---	---
				September 2026	---	---	---	---	3.83	---	---	---	---	---	---	---	---
<b>MOTOR OIL (CR)</b>				(Contract Size: 100 Securities, Physical Delivery)													
30.86	30.08	30.72	1.72%	December 2025	30.30	30.80	30.30	30.80	30.80	---	---	---	31.28	---	13	89	347
				March 2026	30.23	30.55	30.18	30.53	30.53	---	---	---	31.15	---	11	93	963
				June 2026	---	---	---	---	30.51	---	---	---	---	---	---	---	---
				September 2026	---	---	---	---	30.66	---	---	---	---	---	---	---	---
<b>NATIONAL BANK (CR)</b>				(Contract Size: 100 Securities, Physical Delivery)													
13.28	13.075	13.22	0.30%	December 2025	13.20	13.26	13.07	13.22	13.22	---	---	---	13.92	---	150	2,022	5,918
				March 2026	13.30	13.37	13.19	13.33	13.33	---	---	---	13.80	---	106	1,995	9,725
				June 2026	---	---	---	---	13.31	---	---	---	---	---	---	---	---
				September 2026	---	---	---	---	13.38	---	---	---	---	---	---	---	---
<b>OPAP (CR)</b>				(Contract Size: 100 Securities, Physical Delivery)													
18.34	17.98	18.34	1.89%	December 2025	18.16	18.32	18.00	18.32	18.32	---	---	---	20.52	---	85	1,768	1,885
				March 2026	18.30	18.48	18.22	18.48	18.48	---	---	---	18.76	---	61	1,588	2,577
				June 2026	---	---	---	---	18.18	---	---	---	---	---	---	---	---
				September 2026	---	---	---	---	18.28	---	---	---	---	---	---	---	---

Derivatives notes - <https://www.athexgroup.gr/en/market-data/statistics/eod-closing-prices/>

Fixing prices and final open positions can be retrieved from the following path <http://www.athexgroup.gr/en/market-data/statistics/eod-closing-prices>

Underlying Asset				Derivatives Market													
Price max	Price min	Closing price	change	Delivery Month	Open price	Price max	Price min	Last price	Closing price	Last Bid	Last Ask	Fixing price*	Life high	Life low	Trades	Volume	Open Interest
<b>OPTIMA BANK (CR)</b>																	
(Contract Size: 100 Securities, Physical Delivery)																	
7.8	7.65	7.69	-1.03%	December 2025	7.72	7.72	7.59	7.60	7.60	---	---	---	8.82	---	11	65	284
				March 2026	7.80	7.82	7.68	7.68	7.68	---	---	---	8.04	---	11	90	365
				June 2026	---	---	---	---	7.85	---	---	---	---	---	---	---	---
				September 2026	---	---	---	---	7.89	---	---	---	---	---	---	---	---
<b>OTE (CR)</b>																	
(Contract Size: 100 Securities, Physical Delivery)																	
17.03	16.69	16.83	0.24%	December 2025	16.65	16.99	16.65	16.84	16.84	---	---	---	17.50	---	28	694	954
				March 2026	16.71	17.00	16.71	16.88	16.88	---	---	---	17.50	---	14	647	1,269
				June 2026	---	---	---	---	16.96	---	---	---	---	---	---	---	---
				September 2026	---	---	---	---	17.05	---	---	---	---	---	---	---	---
<b>P.P.A. S.A. (CR)</b>																	
(Contract Size: 100 Securities, Physical Delivery)																	
40.85	40.3	40.3	0.12%	December 2025	40.12	40.12	40.12	40.12	40.12	---	---	---	44.57	---	1	7	29
				March 2026	40.57	40.57	40.57	40.57	40.57	---	---	---	41.77	---	1	7	65
				June 2026	---	---	---	---	40.66	---	---	---	---	---	---	---	---
				September 2026	---	---	---	---	40.86	---	---	---	---	---	---	---	---
<b>PIRAEUS FINANCIAL HOLD (CR)</b>																	
(Contract Size: 100 Securities, Physical Delivery)																	
		7.022	0.00%	December 2025	---	---	---	---	7.02	---	---	---	---	---	---	---	27,924
				March 2026	---	---	---	---	7.10	---	---	---	---	---	---	---	32,035
<b>PPC (CR)</b>																	
(Contract Size: 100 Securities, Physical Delivery)																	
17.98	17.8	17.83	-0.78%	December 2025	18.02	18.02	17.82	17.82	17.82	---	---	---	18.22	---	50	2,402	3,627
				March 2026	18.15	18.19	17.99	18.00	18.00	---	---	---	18.45	---	59	2,347	17,655
				June 2026	---	---	---	---	18.15	---	---	---	---	---	---	---	---
				September 2026	---	---	---	---	18.24	---	---	---	---	---	---	---	---
<b>QUEST HOLDINGS (CR)</b>																	
(Contract Size: 100 Securities, Physical Delivery)																	
7.01	6.9	6.98	-0.29%	December 2025	6.96	6.96	6.96	6.96	6.96	---	---	---	7.59	---	5	72	100
				March 2026	7.04	7.06	7.03	7.04	7.04	---	---	---	7.24	---	6	73	221
				June 2026	---	---	---	---	7.07	---	---	---	---	---	---	---	---
				September 2026	---	---	---	---	7.11	---	---	---	---	---	---	---	---
<b>TITAN (CB)</b>																	
(Contract Size: 100 Securities, Physical Delivery)																	
49.5	47.65	49.35	2.60%	December 2025	47.27	48.85	47.27	48.84	48.84	---	---	---	48.85	---	6	56	483
				March 2026	48.35	49.34	47.71	49.34	49.34	---	---	---	49.34	---	17	78	317
				June 2026	---	---	---	---	48.59	---	---	---	---	---	---	---	---
				September 2026	---	---	---	---	48.83	---	---	---	---	---	---	---	---

Derivatives notes - <https://www.athexgroup.gr/en/market-data/statistics/eod-closing-prices/>

Fixing prices and final open positions can be retrieved from the following path <http://www.athexgroup.gr/en/market-data/statistics/eod-closing-prices>

Underlying Asset				Derivatives Market													
Price max	Price min	Closing price	change	Delivery Month	Open price	Price max	Price min	Last price	Closing price	Last Bid	Last Ask	Fixing price*	Life high	Life low	Trades	Volume	Open Interest
<b>VIOHALCO SA/NV (CB)</b>				(Contract Size: 100 Securities, Physical Delivery)													
12.08	11.82	11.92	-0.67%	December 2025	11.88	12.04	11.85	11.95	11.95	---	---	---	12.04	---	60	584	852
				March 2026	11.99	12.12	11.95	12.00	12.00	---	---	---	12.19	---	44	448	1,548
				June 2026	---	---	---	---	12.12	---	---	---	---	---	---	---	---
				September 2026	---	---	---	---	12.18	---	---	---	---	---	---	---	---

Derivatives notes - <https://www.athexgroup.gr/en/market-data/statistics/eod-closing-prices/>

Fixing prices and final open positions can be retrieved from the following path <http://www.athexgroup.gr/en/market-data/statistics/eod-closing-prices>

FTSE/Athex Large Cap

(Trade Unit: 1 Index Point x 2€ - Exercise Style: European, Cash Settlement)

Call Options																	Put Options																
December 2025								January 2026								Other Months		December 2025						January 2026					Other Months		Exercise Price		
Exercise Price	Open price	Price max	Price min	Last price	Closing price	Volume	Open Interest	Open price	Price max	Price min	Last price	Closing price	Volume	Open Interest	Volume	Open Interest	Open price	Price max	Price min	Last price	Closing price	Volume	Open Interest	Open price	Price max	Price min	Last price	Closing price	Volume	Open Interest		Volume	Open Interest
3,250	0.00	0.00	0.00	-	2,018.00	-	-	-	-	-	-	-	-	-	-	-	0.00	0.00	0.00	-	0.01	-	-	-	-	-	-	-	-	-	-	-	3,250
3,300	0.00	0.00	0.00	-	1,968.00	-	-	-	-	-	-	-	-	-	-	-	0.00	0.00	0.00	-	0.01	-	-	-	-	-	-	-	-	-	-	-	3,300
3,350	0.00	0.00	0.00	-	1,918.00	-	-	-	-	-	-	-	-	-	-	-	0.00	0.00	0.00	-	0.01	-	-	-	-	-	-	-	-	-	-	-	3,350
3,400	0.00	0.00	0.00	-	1,868.00	-	-	-	-	-	-	-	-	-	-	-	0.00	0.00	0.00	-	0.01	-	-	-	-	-	-	-	-	-	-	-	3,400
3,450	0.00	0.00	0.00	-	1,818.00	-	-	-	-	-	-	-	-	-	-	-	0.00	0.00	0.00	-	0.01	-	-	-	-	-	-	-	-	-	-	-	3,450
3,500	0.00	0.00	0.00	-	1,768.00	-	-	-	-	-	-	-	-	-	-	-	0.00	0.00	0.00	-	0.01	-	-	-	-	-	-	-	-	-	-	-	3,500
3,550	0.00	0.00	0.00	-	1,718.00	-	-	-	-	-	-	-	-	-	-	-	0.00	0.00	0.00	-	0.01	-	-	-	-	-	-	-	-	-	-	-	3,550
3,600	0.00	0.00	0.00	-	1,668.00	-	-	-	-	-	-	-	-	-	-	-	0.00	0.00	0.00	-	0.01	-	-	-	-	-	-	-	-	-	-	-	3,600
3,650	0.00	0.00	0.00	-	1,618.00	-	-	-	-	-	-	-	-	-	-	-	0.00	0.00	0.00	-	0.01	-	-	-	-	-	-	-	-	-	-	-	3,650
3,700	0.00	0.00	0.00	-	1,568.00	-	-	-	-	-	-	-	-	-	-	-	0.00	0.00	0.00	-	0.01	-	-	-	-	-	-	-	-	-	-	-	3,700
3,750	0.00	0.00	0.00	-	1,518.00	-	-	-	-	-	-	-	-	-	-	-	0.00	0.00	0.00	-	0.01	-	-	-	-	-	-	-	-	-	-	-	3,750
3,800	0.00	0.00	0.00	-	1,468.00	-	-	-	-	-	-	-	-	-	-	-	0.00	0.00	0.00	-	0.01	-	-	-	-	-	-	-	-	-	-	-	3,800
3,850	0.00	0.00	0.00	-	1,418.00	-	-	-	-	-	-	-	-	-	-	-	0.00	0.00	0.00	-	0.01	-	-	-	-	-	-	-	-	-	-	-	3,850
3,900	0.00	0.00	0.00	-	1,368.00	-	-	-	-	-	-	-	-	-	-	-	0.00	0.00	0.00	-	0.01	-	-	-	-	-	-	-	-	-	-	-	3,900
3,950	0.00	0.00	0.00	-	1,318.00	-	-	-	-	-	-	-	-	-	-	-	0.00	0.00	0.00	-	0.01	-	-	-	-	-	-	-	-	-	-	-	3,950
4,000	0.00	0.00	0.00	-	1,268.00	-	-	-	-	-	-	-	-	-	-	-	0.00	0.00	0.00	-	0.03	-	-	-	-	-	-	-	-	-	-	-	4,000
4,100	0.00	0.00	0.00	-	1,168.00	-	-	-	-	-	-	-	-	-	-	-	0.00	0.00	0.00	-	0.01	-	-	-	-	-	-	-	-	-	-	-	4,100
4,200	0.00	0.00	0.00	-	1,068.00	-	-	-	-	-	-	-	-	-	-	-	0.00	0.00	0.00	-	0.01	-	-	-	-	-	-	-	-	-	-	-	4,200
4,300	0.00	0.00	0.00	-	968.00	-	-	-	-	-	-	-	-	-	-	-	0.00	0.00	0.00	-	0.01	-	-	-	-	-	-	-	-	-	-	-	4,300
4,400	0.00	0.00	0.00	-	868.00	-	-	-	-	-	-	-	-	-	-	-	0.00	0.00	0.00	-	0.01	-	-	-	-	-	-	-	-	-	-	-	4,400
4,450	0.00	0.00	0.00	-	818.00	-	-	-	-	-	-	-	-	-	-	-	0.00	0.00	0.00	-	0.01	-	-	-	-	-	-	-	-	-	-	-	4,450
4,500	0.00	0.00	0.00	-	768.00	-	-	0.00	0.00	0.00	-	772.00	-	-	-	0.00	0.00	0.00	0.00	-	0.02	-	-	0.00	0.00	0.00	-	0.08	-	-	-	4,500	
4,550	0.00	0.00	0.00	-	718.00	-	-	0.00	0.00	0.00	-	722.00	-	-	-	0.00	0.00	0.00	0.00	-	0.01	-	-	0.00	0.00	0.00	-	0.16	-	-	-	4,550	
4,600	0.00	0.00	0.00	-	668.00	-	-	0.00	0.00	0.00	-	672.00	-	-	-	0.00	0.00	0.00	0.00	-	0.01	-	-	0.00	0.00	0.00	-	0.33	-	-	-	4,600	
4,650	0.00	0.00	0.00	-	618.00	-	-	0.00	0.00	0.00	-	622.00	-	-	-	0.00	0.00	0.00	0.00	-	0.01	-	-	0.00	0.00	0.00	-	0.64	-	-	-	4,650	
4,700	0.00	0.00	0.00	-	568.00	-	-	0.00	0.00	0.00	-	573.00	-	-	-	0.00	0.00	0.00	0.00	-	0.02	-	-	0.00	0.00	0.00	-	1.20	-	-	-	4,700	
4,750	0.00	0.00	0.00	-	518.00	-	-	0.00	0.00	0.00	-	524.00	-	-	-	0.00	0.00	0.00	0.00	-	0.01	-	-	0.00	0.00	0.00	-	2.10	-	-	-	4,750	
4,800	0.00	0.00	0.00	-	468.00	-	-	0.00	0.00	0.00	-	476.00	-	-	-	0.00	0.00	0.00	0.00	-	0.02	-	-	0.00	0.00	0.00	-	3.60	-	-	-	4,800	
4,850	0.00	0.00	0.00	-	418.00	-	-	0.00	0.00	0.00	-	428.00	-	-	-	0.00	0.00	0.00	0.00	-	0.01	-	185	0.00	0.00	0.00	-	5.80	-	-	-	4,850	
4,900	0.00	0.00	0.00	-	368.00	-	-	0.00	0.00	0.00	-	381.00	-	-	-	0.00	0.00	0.00	0.00	-	0.01	-	5	0.00	0.00	0.00	-	9.30	-	-	-	4,900	
4,950	0.00	0.00	0.00	-	318.00	-	30	0.00	0.00	0.00	-	336.00	-	-	-	0.00	0.00	0.00	0.00	-	0.01	-	60	0.00	0.00	0.00	-	14.25	-	-	-	4,950	
5,000	0.00	0.00	0.00	-	268.00	-	90	0.00	0.00	0.00	-	293.00	-	-	-	0.00	0.00	0.00	0.00	-	0.01	-	106	0.00	0.00	0.00	-	21.00	-	-	-	5,000	
5,050	0.00	0.00	0.00	-	218.00	-	125	0.00	0.00	0.00	-	253.00	-	-	-	0.00	0.00	0.00	0.00	-	0.02	-	256	0.00	0.00	0.00	-	30.25	-	5	-	5,050	
5,100	0.00	0.00	0.00	-	168.00	-	125	0.00	0.00	0.00	-	214.00	-	-	-	0.00	0.00	0.00	0.00	-	0.20	-	199	0.00	0.00	0.00	-	42.00	-	20	-	5,100	
5,150	0.00	0.00	0.00	-	119.00	-	210	0.00	0.00	0.00	-	180.00	-	90	-	2.00	0.00	2.00	2.00	2.00	85	696	0.00	0.00	0.00	-	57.00	-	60	-	5,150		
5,200	0.00	0.00	0.00	-	74.50	-	685	151.00	166.00	151.00	166.00	166.00	60	191	-	0.00	0.00	0.00	0.00	-	6.40	-	625	70.00	70.00	70.00	70.00	70.00	1	90	-	5,200	

FTSE/Athex Large Cap

(Trade Unit: 1 Index Point x 2€ - Exercise Style: European, Cash Settlement)

Exercise Price	Call Options														Put Options																		
	December 2025							January 2026							Other Months		December 2025							January 2026							Other Months		Exercise Price
	Open price	Price max	Price min	Last price	Closing price	Volume	Open Interest	Open price	Price max	Price min	Last price	Closing price	Volume	Open Interest	Volume	Open Interest	Open price	Price max	Price min	Last price	Closing price	Volume	Open Interest	Open price	Price max	Price min	Last price	Closing price	Volume	Open Interest	Volume	Open Interest	
5,250	30.00	47.00	27.25	47.00	47.00	66	310	121.00	121.00	121.00	121.00	121.00	30	460			14.25	47.00	5.40	5.40	5.40	37	373	0.00	0.00	0.00	-	97.50	-	61			
5,300	7.00	7.00	7.00	7.00	7.00	5	396	105.00	105.00	105.00	105.00	105.00	10	32			32.75	7.00	32.75	32.75	32.75	4	119	116.00	116.00	116.00	116.00	116.00	60	210			5,300
5,350	3.90	3.90	3.90	3.90	3.90	5	63	0.00	0.00	0.00	-	75.00	-	61			0.00	3.90	0.00	-	86.50	-	90	145.00	145.00	145.00	145.00	145.00	30	456			5,350
5,400	0.00	0.00	0.00	-	0.98	-	125	0.00	0.00	0.00	-	58.00	-	61			104.00	0.00	104.00	104.00	104.00	8	61	0.00	0.00	0.00	-	185.00	-	60			5,400
5,450	0.00	0.00	0.00	-	0.15	-	30	0.00	0.00	0.00	-	43.75	-	-			0.00	0.00	0.00	-	182.00	-	-	0.00	0.00	0.00	-	221.00	-	-			5,450
5,500	0.00	0.00	0.00	-	0.02	-	-	0.00	0.00	0.00	-	32.50	-	10			0.00	0.00	0.00	-	232.00	-	-	0.00	0.00	0.00	-	259.00	-	-			5,500
5,550	0.00	0.00	0.00	-	0.03	-	-	0.00	0.00	0.00	-	23.75	-	-			0.00	0.00	0.00	-	282.00	-	-	0.00	0.00	0.00	-	300.00	-	-			5,550
5,600	0.00	0.00	0.00	-	0.08	-	-	0.00	0.00	0.00	-	17.00	-	-			0.00	0.00	0.00	-	332.00	-	-	0.00	0.00	0.00	-	344.00	-	-			5,600
5,650	0.00	0.00	0.00	-	0.02	-	-	0.00	0.00	0.00	-	12.00	-	-			0.00	0.00	0.00	-	382.00	-	-	0.00	0.00	0.00	-	389.00	-	-			5,650
5,700	0.00	0.00	0.00	-	0.15	-	-	0.00	0.00	0.00	-	8.20	-	-			0.00	0.00	0.00	-	432.00	-	-	0.00	0.00	0.00	-	435.00	-	-			5,700
5,750	0.00	0.00	0.00	-	0.05	-	-	0.00	0.00	0.00	-	5.50	-	-			0.00	0.00	0.00	-	482.00	-	-	0.00	0.00	0.00	-	482.00	-	-			5,750
5,800	0.00	0.00	0.00	-	0.01	-	-	0.00	0.00	0.00	-	3.70	-	-			0.00	0.00	0.00	-	532.00	-	-	0.00	0.00	0.00	-	530.00	-	-			5,800
5,850	0.00	0.00	0.00	-	0.01	-	-	0.00	0.00	0.00	-	2.40	-	-			0.00	0.00	0.00	-	582.00	-	-	0.00	0.00	0.00	-	579.00	-	-			5,850
Totals:						76	2,189					100	905	0	0						134	2,775					91	962	0	0			
Number of Trades:						6						5		0								12					4		0				



ALPHA BANK (CR)

(Contract Size: 100 Securities, Exercise Style: American, Physical Delivery)

Exercise Price	Call Options														Volume	Open Interest	Put Options														Volume	Open Interest	Exercise Price
	December 2025						January 2026						Other Months				December 2025						January 2026						Other Months				
	Open price	Price max	Price min	Last price	Closing price	Volume	Open Interest	Open price	Price max	Price min	Last price	Closing price	Volume	Open Interest			Open price	Price max	Price min	Last price	Closing price	Volume	Open Interest	Open price	Price max	Price min	Last price	Closing price	Volume	Open Interest			
2.000	0.000	0.000	0.000	1.42	-	-									0.000	0.000	0.000	0.001	-	-											0.020		
2.200	0.000	0.000	0.000	1.22	-	-									0.000	0.000	0.000	0.001	-	-											0.022		
2.300	0.000	0.000	0.000	1.12	-	-	0.000	0.000	0.000		1.12	-	-		0.000	0.000	0.000	0.001	-	-	0.000	0.000	0.000	0.001	-	-					0.023		
2.400	0.000	0.000	0.000	1.02	-	-	0.000	0.000	0.000		1.02	-	-		0.000	0.000	0.000	0.001	-	-	0.000	0.000	0.000	0.001	-	-					0.024		
2.500	0.000	0.000	0.000	0.920	-	-	0.000	0.000	0.000		0.924	-	-		0.000	0.000	0.000	0.001	-	-	0.000	0.000	0.000	0.001	-	-					0.025		
2.600	0.000	0.000	0.000	0.820	-	-	0.000	0.000	0.000		0.824	-	-		0.000	0.000	0.000	0.001	-	-	0.000	0.000	0.000	0.001	-	-					0.026		
2.700	0.000	0.000	0.000	0.720	-	-	0.000	0.000	0.000		0.725	-	-		0.000	0.000	0.000	0.001	-	-	0.000	0.000	0.000	0.001	-	-					0.027		
2.800	0.000	0.000	0.000	0.620	-	-	0.000	0.000	0.000		0.625	-	-		0.000	0.000	0.000	0.001	-	-	0.000	0.000	0.000	0.001	-	-					0.028		
2.900	0.000	0.000	0.000	0.520	-	-	0.000	0.000	0.000		0.527	-	-		0.000	0.000	0.000	0.001	-	-	0.000	0.000	0.000	0.002	-	-					0.029		
3.000	0.000	0.000	0.000	0.420	-	-	0.000	0.000	0.000		0.432	-	-		0.000	0.000	0.000	0.001	-	-	0.000	0.000	0.000	0.007	-	-					0.030		
3.100	0.000	0.000	0.000	0.320	-	-	0.000	0.000	0.000		0.341	-	-		0.000	0.000	0.000	0.002	-	-	0.000	0.000	0.000	0.016	-	-					0.031		
3.200	0.000	0.000	0.000	0.220	-	-	0.000	0.000	0.000		0.258	-	5		0.000	0.000	0.000	0.002	-	-	0.000	0.000	0.000	0.033	-	-					0.032		
3.300	0.000	0.000	0.000	0.122	-	-	0.000	0.000	0.000		0.187	-	-		0.000	0.000	0.000	0.002	-	-	0.000	0.000	0.000	0.061	-	-					0.033		
3.400	0.000	0.000	0.000	0.041	-	-	0.000	0.000	0.000		0.128	-	-		0.000	0.000	0.000	0.021	-	-	0.000	0.000	0.000	0.102	-	-					0.034		
3.500	0.000	0.000	0.000	0.006	-	-	0.000	0.000	0.000		0.082	-	-		0.000	0.000	0.000	0.086	-	370	0.000	0.000	0.000	0.157	-	-					0.035		
3.600	0.000	0.000	0.000	0.001	-	-	0.000	0.000	0.000		0.050	-	-		0.000	0.000	0.000	0.180	-	100	0.000	0.000	0.000	0.225	-	-					0.036		
3.700	0.000	0.000	0.000	0.002	-	-	0.000	0.000	0.000		0.029	-	-		0.000	0.000	0.000	0.280	-	-	0.000	0.000	0.000	0.304	-	-					0.037		
3.800	0.000	0.000	0.000	0.002	-	-	0.000	0.000	0.000		0.016	-	-		0.000	0.000	0.000	0.380	-	-	0.000	0.000	0.000	0.392	-	-					0.038		
3.900	0.000	0.000	0.000	0.001	-	-	0.000	0.000	0.000		0.008	-	-		0.000	0.000	0.000	0.480	-	-	0.000	0.000	0.000	0.484	-	-					0.039		
4.000	0.000	0.000	0.000	0.001	-	-	0.000	0.000	0.000		0.004	-	-		0.000	0.000	0.000	0.580	-	-	0.000	0.000	0.000	0.581	-	-					0.040		
4.250	0.000	0.000	0.000	0.001	-	-	0.000	0.000	0.000		0.001	-	-		0.000	0.000	0.000	0.830	-	-	0.000	0.000	0.000	0.830	-	-					0.043		
4.400	0.000	0.000	0.000	0.001	-	-									0.000	0.000	0.000	0.980	-	-											0.044		
4.500	0.000	0.000	0.000	0.001	-	-	0.000	0.000	0.000		0.001	-	-		0.000	0.000	0.000	1.08	-	-	0.000	0.000	0.000	1.08	-	-					0.045		
4.750	0.000	0.000	0.000	0.001	-	-	0.000	0.000	0.000		0.001	-	-		0.000	0.000	0.000	1.33	-	-	0.000	0.000	0.000	1.33	-	-					0.048		
4.800	0.000	0.000	0.000	0.001	-	-									0.000	0.000	0.000	1.38	-	-											0.048		
5.000	0.000	0.000	0.000	0.001	-	-	0.000	0.000	0.000		0.001	-	-		0.000	0.000	0.000	1.58	-	-	0.000	0.000	0.000	1.58	-	-					0.050		
5.250	0.000	0.000	0.000	0.001	-	-	0.000	0.000	0.000		0.001	-	-		0.000	0.000	0.000	1.83	-	-	0.000	0.000	0.000	1.83	-	-					0.053		
5.500	0.000	0.000	0.000	0.001	-	-	0.000	0.000	0.000		0.001	-	-		0.000	0.000	0.000	2.08	-	-	0.000	0.000	0.000	2.08	-	-					0.055		
5.750	0.000	0.000	0.000	0.001	-	-									0.000	0.000	0.000	2.33	-	-											0.058		
6.000	0.000	0.000	0.000	0.001	-	-									0.000	0.000	0.000	2.58	-	-											0.060		
Totals:					0	0						0	5	0	0				0	470				0	0	0	0						
Number of Trades:					0							0		0					0.00					0			0						

NATIONAL BANK (CR)

(Contract Size: 100 Securities, Exercise Style: American, Physical Delivery)

Call Options																Put Options																	
December 2025								January 2026								Other Months		December 2025						January 2026					Other Months		Exercise Price		
Exercise Price	Open price	Price max	Price min	Last price	Closing price	Volume	Open Interest	Open price	Price max	Price min	Last price	Closing price	Volume	Open Interest	Volume	Open Interest	Open price	Price max	Price min	Last price	Closing price	Volume	Open Interest	Open price	Price max	Price min	Last price	Closing price	Volume	Open Interest		Volume	Open Interest
5.600	0.000	0.000	0.000		7.58	-	-										0.000	0.000	0.000		0.001	-	-										0.056
6.000	0.000	0.000	0.000		7.18	-	-										0.000	0.000	0.000		0.001	-	-										0.060
6.400	0.000	0.000	0.000		6.78	-	-										0.000	0.000	0.000		0.001	-	-										0.064
6.800	0.000	0.000	0.000		6.38	-	-										0.000	0.000	0.000		0.001	-	-										0.068
7.200	0.000	0.000	0.000		5.98	-	-										0.000	0.000	0.000		0.001	-	-										0.072
7.600	0.000	0.000	0.000		5.58	-	-										0.000	0.000	0.000		0.001	-	-										0.076
8.000	0.000	0.000	0.000		5.18	-	-										0.000	0.000	0.000		0.001	-	-										0.080
8.250	0.000	0.000	0.000		4.93	-	-										0.000	0.000	0.000		0.001	-	-										0.083
8.400	0.000	0.000	0.000		4.78	-	-										0.000	0.000	0.000		0.001	-	-										0.084
8.500	0.000	0.000	0.000		4.68	-	-										0.000	0.000	0.000		0.001	-	-										0.085
8.750	0.000	0.000	0.000		4.43	-	-	0.000	0.000	0.000		4.44	-	-			0.000	0.000	0.000		0.001	-	-	0.000	0.000	0.000		0.001	-	-			0.088
8.800	0.000	0.000	0.000		4.38	-	-										0.000	0.000	0.000		0.001	-	-										0.088
9.000	0.000	0.000	0.000		4.18	-	-	0.000	0.000	0.000		4.19	-	-			0.000	0.000	0.000		0.001	-	-	0.000	0.000	0.000		0.001	-	-			0.090
9.200	0.000	0.000	0.000		3.98	-	-										0.000	0.000	0.000		0.001	-	-										0.092
9.250	0.000	0.000	0.000		3.93	-	-	0.000	0.000	0.000		3.95	-	-			0.000	0.000	0.000		0.001	-	-	0.000	0.000	0.000		0.001	-	-			0.093
9.500	0.000	0.000	0.000		3.68	-	-	0.000	0.000	0.000		3.70	-	-			0.000	0.000	0.000		0.001	-	-	0.000	0.000	0.000		0.001	-	-			0.095
9.600	0.000	0.000	0.000		3.58	-	-										0.000	0.000	0.000		0.001	-	-										0.096
9.750	0.000	0.000	0.000		3.43	-	-	0.000	0.000	0.000		3.45	-	-			0.000	0.000	0.000		0.001	-	-	0.000	0.000	0.000		0.001	-	-			0.098
10.000	0.000	0.000	0.000		3.18	-	-	0.000	0.000	0.000		3.20	-	-			0.000	0.000	0.000		0.001	-	-	0.000	0.000	0.000		0.001	-	-			0.100
10.500	0.000	0.000	0.000		2.68	-	-	0.000	0.000	0.000		2.70	-	-			0.000	0.000	0.000		0.001	-	-	0.000	0.000	0.000		0.002	-	-			0.105
11.000	0.000	0.000	0.000		2.18	-	-	0.000	0.000	0.000		2.21	-	-			0.000	0.000	0.000		0.001	-	-	0.000	0.000	0.000		0.008	-	-			0.110
11.500	0.000	0.000	0.000		1.68	-	-	0.000	0.000	0.000		1.73	-	-			0.000	0.000	0.000		0.002	-	-	0.000	0.000	0.000		0.030	-	-			0.115
12.000	0.000	0.000	0.000		1.18	-	-	0.000	0.000	0.000		1.29	-	-			0.000	0.000	0.000		0.001	-	-	0.000	0.000	0.000		0.085	-	-			0.120
12.500	0.000	0.000	0.000		0.682	-	-	0.000	0.000	0.000		0.893	-	-			0.000	0.000	0.000		0.001	-	15	0.000	0.000	0.000		0.193	-	-			0.125
13.000	0.000	0.000	0.000		0.233	-	-	0.000	0.000	0.000		0.581	-	-			0.000	0.000	0.000		0.051	-	120	0.000	0.000	0.000		0.380	-	-			0.130
13.500	0.000	0.000	0.000		0.025	-	6	0.000	0.000	0.000		0.344	-	-			0.000	0.000	0.000		0.343	-	-	0.000	0.000	0.000		0.644	-	-			0.135
14.000	0.000	0.000	0.000		0.001	-	20	0.000	0.000	0.000		0.192	-	15			0.000	0.000	0.000		0.820	-	-	0.000	0.000	0.000		0.992	-	-			0.140
14.500	0.000	0.000	0.000		0.001	-	-	0.000	0.000	0.000		0.097	-	-			0.000	0.000	0.000		1.32	-	-	0.000	0.000	0.000		1.40	-	-			0.145
15.000	0.000	0.000	0.000		0.002	-	-	0.000	0.000	0.000		0.044	-	-			0.000	0.000	0.000		1.82	-	-	0.000	0.000	0.000		1.85	-	-			0.150
15.500	0.000	0.000	0.000		0.001	-	-	0.000	0.000	0.000		0.019	-	-			0.000	0.000	0.000		2.32	-	-	0.000	0.000	0.000		2.33	-	-			0.155
16.000	0.000	0.000	0.000		0.001	-	-	0.000	0.000	0.000		0.008	-	-			0.000	0.000	0.000		2.82	-	-	0.000	0.000	0.000		2.82	-	-			0.160
16.500	0.000	0.000	0.000		0.001	-	-	0.000	0.000	0.000		0.003	-	-			0.000	0.000	0.000		3.32	-	-	0.000	0.000	0.000		3.32	-	-			0.165
17.000	0.000	0.000	0.000		0.001	-	-	0.000	0.000	0.000		0.001	-	-			0.000	0.000	0.000		3.82	-	-	0.000	0.000	0.000		3.82	-	-			0.170
17.500	0.000	0.000	0.000		0.001	-	-	0.000	0.000	0.000		0.001	-	-			0.000	0.000	0.000		4.32	-	-	0.000	0.000	0.000		4.32	-	-			0.175
18.000	0.000	0.000	0.000		0.001	-	-	0.000	0.000	0.000		0.001	-	-			0.000	0.000	0.000		4.82	-	-	0.000	0.000	0.000		4.82	-	-			0.180
18.500	0.000	0.000	0.000		0.001	-	-	0.000	0.000	0.000		0.001	-	-			0.000	0.000	0.000		5.32	-	-	0.000	0.000	0.000		5.32	-	-			0.185

NATIONAL BANK (CR)

(Contract Size: 100 Securities, Exercise Style: American, Physical Delivery)

Exercise Price	Call Options														Put Options										Exercise Price									
	December 2025						January 2026						Other Months		December 2025					January 2026						Other Months								
	Open price	Price max	Price min	Last price	Closing price	Volume	Open Interest	Open price	Price max	Price min	Last price	Closing price	Volume	Open Interest	Volume	Open Interest	Open price	Price max	Price min	Last price	Closing price	Volume	Open Interest	Open price		Price max	Price min	Last price	Closing price	Volume	Open Interest	Volume	Open Interest	
19.000	0.000	0.000	0.000		0.001	-	-										0.000	0.000	0.000		5.82	-	-											0.190
Totals:						0	26							0	15	0	0						0	135						0	10	0	0	
Number of Trades:						0						0						0.00										0						

OPAP (CR)

(Contract Size: 100 Securities, Exercise Style: American, Physical Delivery)

Exercise Price	Call Options														Put Options																		
	December 2025						January 2026						Other Months		December 2025						January 2026						Other Months						
	Open price	Price max	Price min	Last price	Closing price	Volume	Open Interest	Open price	Price max	Price min	Last price	Closing price	Volume	Open Interest	Volume	Open Interest	Open price	Price max	Price min	Last price	Closing price	Volume	Open Interest	Open price	Price max	Price min	Last price	Closing price	Volume	Open Interest	Volume	Open Interest	Exercise Price
10.000	0.000	0.000	0.000		8.00	-	-									0.000	0.000	0.000		0.003	-	-											0.100
11.000	0.000	0.000	0.000		7.00	-	-									0.000	0.000	0.000		0.001	-	-											0.110
12.000	0.000	0.000	0.000		6.00	-	-	0.000	0.000	0.000		6.02	-	-		0.000	0.000	0.000		0.001	-	-	0.000	0.000	0.000		0.001	-	-			0.120	
12.500	0.000	0.000	0.000		5.50	-	-	0.000	0.000	0.000		5.52	-	-		0.000	0.000	0.000		0.001	-	-	0.000	0.000	0.000		0.001	-	-			0.125	
13.000	0.000	0.000	0.000		5.00	-	-	0.000	0.000	0.000		5.02	-	-		0.000	0.000	0.000		0.001	-	-	0.000	0.000	0.000		0.001	-	-			0.130	
13.500	0.000	0.000	0.000		4.50	-	-	0.000	0.000	0.000		4.52	-	-		0.000	0.000	0.000		0.001	-	-	0.000	0.000	0.000		0.001	-	-			0.135	
14.000	0.000	0.000	0.000		4.00	-	-	0.000	0.000	0.000		4.02	-	-		0.000	0.000	0.000		0.001	-	-	0.000	0.000	0.000		0.001	-	-			0.140	
14.500	0.000	0.000	0.000		3.50	-	-	0.000	0.000	0.000		3.52	-	-		0.000	0.000	0.000		0.001	-	-	0.000	0.000	0.000		0.001	-	-			0.145	
15.000	0.000	0.000	0.000		3.00	-	-	0.000	0.000	0.000		3.03	-	-		0.000	0.000	0.000		0.001	-	-	0.000	0.000	0.000		0.001	-	-			0.150	
15.500	0.000	0.000	0.000		2.50	-	-	0.000	0.000	0.000		2.53	-	-		0.000	0.000	0.000		0.002	-	-	0.000	0.000	0.000		0.002	-	-			0.155	
16.000	0.000	0.000	0.000		2.00	-	-	0.000	0.000	0.000		2.04	-	-		0.000	0.000	0.000		0.001	-	-	0.000	0.000	0.000		0.011	-	-			0.160	
16.500	0.000	0.000	0.000		1.50	-	-	0.000	0.000	0.000		1.56	-	-		0.000	0.000	0.000		0.003	-	-	0.000	0.000	0.000		0.035	-	-			0.165	
17.000	0.000	0.000	0.000		1.00	-	-	0.000	0.000	0.000		1.13	-	-		0.000	0.000	0.000		0.001	-	30	0.000	0.000	0.000		0.099	-	-			0.170	
17.500	0.000	0.000	0.000		0.506	-	35	0.000	0.000	0.000		0.753	-	-		0.000	0.000	0.000		0.004	-	30	0.155	0.155	0.155	0.155	0.155	20	30			0.175	
18.000	0.000	0.000	0.000		0.113	-	15	0.000	0.000	0.000		0.456	-	-		0.000	0.000	0.000		0.111	-	15	0.000	0.000	0.000		0.429	-	-			0.180	
18.500	0.000	0.000	0.000		0.005	-	15	0.000	0.000	0.000		0.255	-	15		0.000	0.000	0.000		0.503	-	15	0.000	0.000	0.000		0.728	-	-			0.185	
19.000	0.000	0.000	0.000		0.006	-	-	0.000	0.000	0.000		0.125	-	115		0.000	0.000	0.000		1.00	-	50	0.000	0.000	0.000		1.10	-	-			0.190	
19.500	0.000	0.000	0.000		0.002	-	-	0.000	0.000	0.000		0.057	-	-		0.000	0.000	0.000		1.50	-	50	0.000	0.000	0.000		1.54	-	-			0.195	
20.000	0.000	0.000	0.000		0.001	-	-	0.000	0.000	0.000		0.022	-	-		0.000	0.000	0.000		2.00	-	-	0.000	0.000	0.000		2.01	-	-			0.200	
21.000	0.000	0.000	0.000		0.002	-	-	0.000	0.000	0.000		0.002	-	-		0.000	0.000	0.000		3.00	-	-	0.000	0.000	0.000		3.00	-	-			0.210	
22.000	0.000	0.000	0.000		0.001	-	-	0.000	0.000	0.000		0.001	-	-		0.000	0.000	0.000		4.00	-	-	0.000	0.000	0.000		4.00	-	-			0.220	
23.000	0.000	0.000	0.000		0.002	-	-	0.000	0.000	0.000		0.001	-	-		0.000	0.000	0.000		5.00	-	-	0.000	0.000	0.000		5.00	-	-			0.230	
24.000	0.000	0.000	0.000		0.002	-	-	0.000	0.000	0.000		0.001	-	-		0.000	0.000	0.000		6.00	-	-	0.000	0.000	0.000		6.00	-	-			0.240	
25.000	0.000	0.000	0.000		0.001	-	-	0.000	0.000	0.000		0.001	-	-		0.000	0.000	0.000		7.00	-	-	0.000	0.000	0.000		7.00	-	-			0.250	
26.000	0.000	0.000	0.000		0.002	-	-	0.000	0.000	0.000		0.001	-	-		0.000	0.000	0.000		8.00	-	-	0.000	0.000	0.000		8.00	-	-			0.260	
27.000	0.000	0.000	0.000		0.001	-	-	0.000	0.000	0.000		0.001	-	-		0.000	0.000	0.000		9.00	-	-	0.000	0.000	0.000		9.00	-	-			0.270	
28.000	0.000	0.000	0.000		0.001	-	-						-	-		0.000	0.000	0.000		10.00	-	-					-	-			0.280		
29.000	0.000	0.000	0.000		0.001	-	-						-	-		0.000	0.000	0.000		11.00	-	-					-	-			0.290		
30.000	0.000	0.000	0.000		0.001	-	-						-	-		0.000	0.000	0.000		12.00	-	-					-	-			0.300		
Totals:						0	65						0	130	0	0					0	190						20	165	0	0		
Number of Trades:						0							0		0						0.00							1		0			

OTE (CR)

(Contract Size: 100 Securities, Exercise Style: American, Physical Delivery)

Exercise Price	Call Options														Volume	Open Interest	Put Options														Volume	Open Interest	Exercise Price
	December 2025						January 2026						Other Months				December 2025						January 2026						Other Months				
	Open price	Price max	Price min	Last price	Closing price	Volume	Open Interest	Open price	Price max	Price min	Last price	Closing price	Volume	Open Interest			Open price	Price max	Price min	Last price	Closing price	Volume	Open Interest	Open price	Price max	Price min	Last price	Closing price	Volume	Open Interest			
9.600	0.000	0.000	0.000	7.19	-	-									0.000	0.000	0.000	0.001	-	-									0.096				
10.000	0.000	0.000	0.000	6.79	-	-									0.000	0.000	0.000	0.001	-	-									0.100				
10.500	0.000	0.000	0.000	6.29	-	-	0.000	0.000	0.000		6.31	-	-		0.000	0.000	0.000	0.001	-	-	0.000	0.000	0.000		0.001	-	-		0.105				
11.000	0.000	0.000	0.000	5.79	-	-	0.000	0.000	0.000		5.81	-	-		0.000	0.000	0.000	0.001	-	-	0.000	0.000	0.000		0.001	-	-		0.110				
11.500	0.000	0.000	0.000	5.29	-	-	0.000	0.000	0.000		5.31	-	-		0.000	0.000	0.000	0.001	-	-	0.000	0.000	0.000		0.001	-	-		0.115				
12.000	0.000	0.000	0.000	4.79	-	-	0.000	0.000	0.000		4.81	-	-		0.000	0.000	0.000	0.001	-	-	0.000	0.000	0.000		0.001	-	-		0.120				
12.500	0.000	0.000	0.000	4.29	-	-	0.000	0.000	0.000		4.31	-	-		0.000	0.000	0.000	0.001	-	-	0.000	0.000	0.000		0.001	-	-		0.125				
13.000	0.000	0.000	0.000	3.79	-	-	0.000	0.000	0.000		3.81	-	-		0.000	0.000	0.000	0.001	-	-	0.000	0.000	0.000		0.001	-	-		0.130				
13.500	0.000	0.000	0.000	3.29	-	-	0.000	0.000	0.000		3.31	-	-		0.000	0.000	0.000	0.001	-	-	0.000	0.000	0.000		0.001	-	-		0.135				
14.000	0.000	0.000	0.000	2.79	-	-	0.000	0.000	0.000		2.81	-	-		0.000	0.000	0.000	0.001	-	-	0.000	0.000	0.000		0.002	-	-		0.140				
14.500	0.000	0.000	0.000	2.29	-	-	0.000	0.000	0.000		2.32	-	-		0.000	0.000	0.000	0.001	-	-	0.000	0.000	0.000		0.003	-	-		0.145				
15.000	0.000	0.000	0.000	1.79	-	-	0.000	0.000	0.000		1.83	-	-		0.000	0.000	0.000	0.001	-	30	0.000	0.000	0.000		0.013	-	-		0.150				
15.500	0.000	0.000	0.000	1.29	-	-	0.000	0.000	0.000		1.36	-	-		0.000	0.000	0.000	0.001	-	30	0.000	0.000	0.000		0.045	-	-		0.155				
16.000	0.000	0.000	0.000	0.792	-	-	0.000	0.000	0.000		0.939	-	-		0.000	0.000	0.000	0.001	-	25	0.000	0.000	0.000		0.123	-	-		0.160				
16.500	0.000	0.000	0.000	0.310	-	15	0.000	0.000	0.000		0.589	-	-		0.000	0.000	0.000	0.018	-	-	0.000	0.000	0.000		0.272	-	-		0.165				
17.000	0.000	0.000	0.000	0.034	-	-	0.000	0.000	0.000		0.335	-	-		0.000	0.000	0.000	0.243	-	-	0.000	0.000	0.000		0.520	-	-		0.170				
17.500	0.000	0.000	0.000	0.007	-	-	0.000	0.000	0.000		0.169	-	-		0.000	0.000	0.000	0.710	-	-	0.000	0.000	0.000		0.855	-	-		0.175				
18.000	0.000	0.000	0.000	0.001	-	-	0.000	0.000	0.000		0.074	-	5		0.000	0.000	0.000	1.21	-	-	0.000	0.000	0.000		1.26	-	-		0.180				
18.500	0.000	0.000	0.000	0.001	-	-	0.000	0.000	0.000		0.030	-	-		0.000	0.000	0.000	1.71	-	-	0.000	0.000	0.000		1.72	-	-		0.185				
19.000	0.000	0.000	0.000	0.001	-	-	0.000	0.000	0.000		0.010	-	-		0.000	0.000	0.000	2.21	-	-	0.000	0.000	0.000		2.21	-	-		0.190				
19.500	0.000	0.000	0.000	0.001	-	-	0.000	0.000	0.000		0.003	-	-		0.000	0.000	0.000	2.71	-	-	0.000	0.000	0.000		2.71	-	-		0.195				
20.000	0.000	0.000	0.000	0.001	-	-	0.000	0.000	0.000		0.001	-	-		0.000	0.000	0.000	3.21	-	-	0.000	0.000	0.000		3.21	-	-		0.200				
21.000	0.000	0.000	0.000	0.001	-	-	0.000	0.000	0.000		0.001	-	-		0.000	0.000	0.000	4.21	-	-	0.000	0.000	0.000		4.21	-	-		0.210				
22.000	0.000	0.000	0.000	0.001	-	-	0.000	0.000	0.000		0.001	-	-		0.000	0.000	0.000	5.21	-	-	0.000	0.000	0.000		5.21	-	-		0.220				
23.000	0.000	0.000	0.000	0.001	-	-	0.000	0.000	0.000		0.001	-	-		0.000	0.000	0.000	6.21	-	-	0.000	0.000	0.000		6.21	-	-		0.230				
24.000	0.000	0.000	0.000	0.001	-	-	0.000	0.000	0.000		0.001	-	-		0.000	0.000	0.000	7.21	-	-	0.000	0.000	0.000		7.21	-	-		0.240				
25.000	0.000	0.000	0.000	0.001	-	-	0.000	0.000	0.000		0.001	-	-		0.000	0.000	0.000	8.21	-	-	0.000	0.000	0.000		8.21	-	-		0.250				
26.000	0.000	0.000	0.000	0.001	-	-						-	-		0.000	0.000	0.000	9.21	-	-					-	-			0.260				
Totals:					0	15						0	5	0	0				0	85					0	80	0	0					
Number of Trades:					0							0		0					0.00						0		0						

PPC (CR)

(Contract Size: 100 Securities, Exercise Style: American, Physical Delivery)

Exercise Price	Call Options														Volume	Open Interest	Put Options														Volume	Open Interest	Exercise Price
	December 2025						January 2026						Other Months				December 2025						January 2026						Other Months				
	Open price	Price max	Price min	Last price	Closing price	Volume	Open Interest	Open price	Price max	Price min	Last price	Closing price	Volume	Open Interest			Open price	Price max	Price min	Last price	Closing price	Volume	Open Interest	Open price	Price max	Price min	Last price	Closing price	Volume	Open Interest			
8.800	0.000	0.000	0.000	9.17	-	-									0.000	0.000	0.000	0.001	-	-											0.088		
9.200	0.000	0.000	0.000	8.77	-	-									0.000	0.000	0.000	0.001	-	-											0.092		
9.500	0.000	0.000	0.000	8.47	-	-	0.000	0.000	0.000		8.49	-	-		0.000	0.000	0.000	0.001	-	-	0.000	0.000	0.000		0.001	-	-			0.095			
9.600	0.000	0.000	0.000	8.37	-	-									0.000	0.000	0.000	0.001	-	-											0.096		
9.750	0.000	0.000	0.000	8.22	-	-	0.000	0.000	0.000		8.24	-	-		0.000	0.000	0.000	0.001	-	-	0.000	0.000	0.000		0.001	-	-			0.098			
10.000	0.000	0.000	0.000	7.97	-	-	0.000	0.000	0.000		7.99	-	-		0.000	0.000	0.000	0.001	-	-	0.000	0.000	0.000		0.001	-	-			0.100			
10.500	0.000	0.000	0.000	7.47	-	-	0.000	0.000	0.000		7.49	-	-		0.000	0.000	0.000	0.001	-	-	0.000	0.000	0.000		0.001	-	-			0.105			
11.000	0.000	0.000	0.000	6.97	-	-	0.000	0.000	0.000		6.99	-	-		0.000	0.000	0.000	0.001	-	-	0.000	0.000	0.000		0.001	-	-			0.110			
11.500	0.000	0.000	0.000	6.47	-	-	0.000	0.000	0.000		6.49	-	-		0.000	0.000	0.000	0.001	-	-	0.000	0.000	0.000		0.001	-	-			0.115			
12.000	0.000	0.000	0.000	5.97	-	-	0.000	0.000	0.000		5.99	-	-		0.000	0.000	0.000	0.001	-	-	0.000	0.000	0.000		0.001	-	-			0.120			
12.500	0.000	0.000	0.000	5.47	-	-	0.000	0.000	0.000		5.49	-	-		0.000	0.000	0.000	0.001	-	-	0.000	0.000	0.000		0.001	-	-			0.125			
13.000	0.000	0.000	0.000	4.97	-	-	0.000	0.000	0.000		4.99	-	-		0.000	0.000	0.000	0.001	-	-	0.000	0.000	0.000		0.001	-	-			0.130			
13.500	0.000	0.000	0.000	4.47	-	-	0.000	0.000	0.000		4.49	-	-		0.000	0.000	0.000	0.001	-	-	0.000	0.000	0.000		0.002	-	-			0.135			
14.000	0.000	0.000	0.000	3.97	-	-	0.000	0.000	0.000		3.99	-	-		0.000	0.000	0.000	0.001	-	-	0.000	0.000	0.000		0.001	-	-			0.140			
14.500	0.000	0.000	0.000	3.47	-	-	0.000	0.000	0.000		3.49	-	-		0.000	0.000	0.000	0.001	-	-	0.000	0.000	0.000		0.001	-	-			0.145			
15.000	0.000	0.000	0.000	2.97	-	-	0.000	0.000	0.000		3.00	-	-		0.000	0.000	0.000	0.001	-	-	0.000	0.000	0.000		0.001	-	-			0.150			
15.500	0.000	0.000	0.000	2.47	-	2	0.000	0.000	0.000		2.50	-	-		0.000	0.000	0.000	0.003	-	-	0.000	0.000	0.000		0.003	-	-			0.155			
16.000	0.000	0.000	0.000	1.97	-	3	0.000	0.000	0.000		2.01	-	-		0.000	0.000	0.000	0.001	-	2	0.000	0.000	0.000		0.012	-	-			0.160			
16.500	0.000	0.000	0.000	1.47	-	-	0.000	0.000	0.000		1.54	-	-		0.000	0.000	0.000	0.001	-	25	0.000	0.000	0.000		0.040	-	-			0.165			
17.000	0.000	0.000	0.000	0.972	-	20	0.000	0.000	0.000		1.10	-	-		0.000	0.000	0.000	0.001	-	-	0.000	0.000	0.000		0.107	-	-			0.170			
17.500	0.375	0.375	0.375	0.375	0.375	150	233	0.000	0.000	0.000		0.737	-	500	0.000	0.000	0.000	0.005	-	45	0.259	0.259	0.227	0.227	0.227	30	30			0.175			
18.000	0.000	0.000	0.000	0.102	-	15	0.320	0.320	0.320	0.320	0.320	300	-		0.000	0.000	0.000	0.130	-	-	0.000	0.000	0.000		0.449	-	-			0.180			
18.500	0.000	0.000	0.000	0.004	-	-	0.178	0.179	0.153	0.153	0.153	60	15		0.000	0.000	0.000	0.533	-	-	0.000	0.000	0.000		0.752	-	-			0.185			
19.000	0.000	0.000	0.000	0.001	-	-	0.068	0.069	0.068	0.069	0.069	30	-		0.000	0.000	0.000	1.03	-	-	0.000	0.000	0.000		1.13	-	-			0.190			
19.500	0.000	0.000	0.000	0.001	-	-	0.000	0.000	0.000		0.056	-	-		0.000	0.000	0.000	1.53	-	-	0.000	0.000	0.000		1.56	-	-			0.195			
20.000	0.000	0.000	0.000	0.001	-	-	0.000	0.000	0.000		0.021	-	-		0.000	0.000	0.000	2.03	-	-	0.000	0.000	0.000		2.04	-	-			0.200			
21.000	0.000	0.000	0.000	0.001	-	-	0.000	0.000	0.000		0.002	-	-		0.000	0.000	0.000	3.03	-	-	0.000	0.000	0.000		3.03	-	-			0.210			
22.000	0.000	0.000	0.000	0.001	-	-	0.000	0.000	0.000		0.001	-	-		0.000	0.000	0.000	4.03	-	-	0.000	0.000	0.000		4.03	-	-			0.220			
23.000	0.000	0.000	0.000	0.001	-	-	0.000	0.000	0.000		0.001	-	-		0.000	0.000	0.000	5.03	-	-	0.000	0.000	0.000		5.03	-	-			0.230			
24.000	0.000	0.000	0.000	0.001	-	-	0.000	0.000	0.000		0.001	-	-		0.000	0.000	0.000	6.03	-	-	0.000	0.000	0.000		6.03	-	-			0.240			
25.000	0.000	0.000	0.000	0.001	-	-	0.000	0.000	0.000		0.001	-	-		0.000	0.000	0.000	7.03	-	-	0.000	0.000	0.000		7.03	-	-			0.250			
26.000	0.000	0.000	0.000	0.001	-	-	0.000	0.000	0.000		0.001	-	-		0.000	0.000	0.000	8.03	-	-	0.000	0.000	0.000		8.03	-	-			0.260			
Totals:						150	273						390	515	0	0																	
Number of Trades:						2							9		0																		

Lending Products	Underlying Title	Multilateral Transactions[1]					Bilateral Transactions[2]		Stock Borrowing through OTC (volume)[3]
		Open Interest[5]	Volume(Offered)	Average Weighted	Transactions volume	Average Weighted	Transactions Volume	Average Weighted	Transactions Volume
ADMIEBOR	ADMIE (IPTO) HOLDING S.A. (CR)	---	---	---	---	---	---	6,833,955	
AEGNBOR	AEGEAN AIRLINES (CR)	---	---	---	---	---	---	473,302	
AKTRBOR	AKTOR S.A. HOLDING CO. (CR)	---	---	---	---	---	---	977,977	
ALPHABOR	ALPHA BANK (CR)	---	---	---	---	---	---	321,376,144	
AETFBOR	ALPHA ETF FTSE Athex Large Cap	---	---	---	---	---	---	---	
AIABOR	ATHENS INTL AIRPORT (CR)	20,143	---	---	---	---	---	389,594	
ACAGBOR	AUSTRIACARD (CB)	---	---	---	---	---	---	962	
OTOELBOR	AUTOHELLAS SA (CR)	1,000	---	---	---	---	---	62,435	
AVAXBOR	AVAX S.A. (CR)	---	---	---	---	---	---	---	
BOCHGRBOR	BANK OF CYPRUS (CR)	---	---	---	---	---	---	798,030	
EEEBOR	CC HBC AG (CR)	2,205	---	---	1,700	4.02%	---	106,141	
CENERBOR	CENERGY HOLDINGS (CB)	---	---	---	---	---	---	893,703	
CREDIABOR	CrediaBank (CR)	---	---	---	---	---	---	83,227	
DIMANDBOR	DIMAND (CR)	---	---	---	---	---	---	5,509	
ELLAKTORBOR	ELLAKTOR (CR)	161,481	---	---	59,899	5.49%	5,500	1.00%	85,042
ELHABOR	ELVALHALCOR (CR)	---	---	---	---	---	---	925,346	
EUROBBOR	EUROBANK (CR)	---	---	---	---	---	---	116,095,396	
EYDAPBOR	EYDAP S.A. (CR)	---	---	---	---	---	---	203,250	
FOYRKBOR	FOURLIS (CR)	9,197	---	---	---	---	---	25,590	
GEKTERNABOR	GEK TERNA (CR)	---	---	---	---	---	---	1,670,732	
SARBOR	GR. SARANTIS S.A. (CR)	139	---	---	---	---	---	24,385	
EXAEBOR	HELLENIC EXCHANGES-A.S.E. (CR)	500	---	---	---	---	---	346,369	
ELPEBOR	HELLENIQ ENERGY (CR)	---	---	---	---	---	---	635,427	
INTEKBOR	IDEAL HOLDINGS (CR)	---	---	---	---	---	---	24,454	
INTRKBOR	INTRACOM HOLDINGS (CR)	---	---	---	---	---	---	31,398	
INLOTBOR	INTRALOT (CR)	---	---	---	---	---	---	38,513,684	
BELABOR	JUMBO SA (CR)	---	---	---	---	---	---	278,475	
KRIBOR	KRI-KRI S.A. (CR)	2,924	---	---	---	---	---	250	
LAMDABOR	LAMDA DEVELOPMENT SA (CR)	2,000	---	---	---	---	---	274,300	
MTLNBOR	METLEN PLC (CR)	17,000	---	---	---	---	---	2,541,689	
MIGBOR	MIG (CR)	1,291	---	---	---	---	---	39,913	

## Stock Lending Notes

[1] - Multilateral contracts Lending or Borrowing as per Methods 8-1, 8-2 and 8-3-3 (According to ATHEX BoD Resolution No.17)

[2] - Bilateral Contracts Lending or Borrowing as per Methods 8-3-1 and 8-3-2 & Contracts as per Method 4 (According to ATHEX BoD Resolution No.20)

[3] - The information concerning OTC Stock Borrowing Transactions is based on the statements of the Dematerialised Securities System (DSS) operators involved and refers to volumes that have been registered up until the previous working day.

[4] - Average Price (Volume weighted)

[5] - The Data concerning Open Interest before the start of trading session

Lending Products	Underlying Title	Open Interest[5]	Multilateral Transactions[1]				Bilateral Transactions[2]		Stock Borrowing through OTC (volume)[3]
			Volume(Offered)	Average Weighted	Transactions volume	Average Weighted	Transactions Volume	Average Weighted	Transactions Volume
MOHBOR	MOTOR OIL (CR)	9,251	---	---	---	---	---	806,926	
ETEBOR	NATIONAL BANK (CR)	82,448	---	---	---	---	---	22,718,305	
NOVALBOR	NOVAL PROPERTY REIC (CR)	---	---	---	---	---	---	20,000	
OPAPBOR	OPAP (CR)	100	---	---	---	---	---	2,050,001	
OPTIMABOR	OPTIMA BANK (CR)	3,631	---	---	---	---	---	4,812,305	
HTOBOR	OTE (CR)	15,857	---	---	---	---	---	2,233,095	
PPABOR	P.P.A. S.A. (CR)	---	---	---	---	---	---	590,820	
PPCBOR	PPC (CR)	6,841	---	---	---	---	---	9,837,209	
PROFBOR	PROFILE SA (CR)	---	---	---	---	---	---	17,526	
QUESTBOR	QUEST HOLDINGS (CR)	391	---	---	---	---	---	13,052	
PLATBOR	THRACE PLASTICS SA (CR)	---	---	---	---	---	---	1,596	
TITCBOR	TITAN (CB)	10,585	---	---	---	---	---	89,167	
OLTHBOR	TPA SA (CR)	---	---	---	---	---	---	750	
VIOBOR	VIOHALCO SA/NV (CB)	12,175	---	---	---	---	---	---	

## Stock Lending Notes

[1] - Multilateral contracts Lending or Borrowing as per Methods 8-1, 8-2 and 8-3-3 (According to ATHEX BoD Resolution No.17)

[2] - Bilateral Contracts Lending or Borrowing as per Methods 8-3-1 and 8-3-2 & Contracts as per Method 4 (According to ATHEX BoD Resolution No.20)

[3] - The information concerning OTC Stock Borrowing Transactions is based on the statements of the Dematerialised Securities System (DSS) operators involved and refers to volumes that have been registered up until the previous working day.

[4] - Average Price (Volume weighted)

[5] - The Data concerning Open Interest before the start of trading session



## Sectors codification for listed companies

12003 -	ETF	10101010	Computer Services
10101015	Software	10102030	Computer Hardware
15101010	Telecommunications Equipment	15102015	Telecommunications Services
20101010	Health Care Facilities	20102010	Medical Equipment
20103015	Pharmaceuticals	30101010	Banks
30202000	Diversified Financial Services	30202010	Asset Managers & Custodians
30202015	Investment Services	30204000	Closed End Investments
30302010	Full Line Insurance	30302015	Insurance Brokers
30302025	Property and Casualty Insurance	35101010	Real Estate Holding and Development
35101015	Real Estate Services	35102000	Diversified REITs
35102030	Office REITs	35102045	Retail REITs.
40202015	Household Furnishings	40202020	Household Appliance
40203040	Electronic Entertainment	40204020	Clothing & Accessories
40301010	Entertainment	40301030	Publishing
40301035	Radio & TV Broadcasters	40401010	Diversified Retailers
40401020	Apparel Retailers	40401025	Home Improvement Retailers
40401030	Specialty Retailers	40501010	Airlines
40501015	Travel & Tourism	40501020	Casinos & Gambling
40501025	Hotels & Motels	45101015	Distillers & Vintners
45101020	Soft Drinks	45102010	Farming Fishing Ranching & Plantations
45102020	Food Products	45103010	Tobacco
45201010	Food Retailers & Wholesalers	45201020	Personal Products
50101010	Construction	50101020	Building Roof/Wallboard and Plumbing
50101030	Cement	50101035	Building Materials: Other
50202010	Electrical Components	50203015	Plastics
50203030	Containers & Packaging	50204000	Machinery: Industrial
50204020	Machinery: Construction & Handling	50205010	Industrial Suppliers
50205020	Back Office Support HR & Consulting	50205030	Forms & Bulk Printing Services
50206015	Commercial Vehicles & Parts	50206030	Marine Transportation
50206060	Transportation Services	55101000	Diversified Materials
55101020	Textile Products	55102000	General Mining
55102010	Iron & Steel	55102015	Metal Fabricating
55102035	Aluminum	60101020	Oil Refining and Marketing
65101010	Alternative Electricity	65101015	Conventional Electricity
65102000	Multi-Utilities	65102030	Water

# ATHEXGROUP

Athens Exchange Group

Λεωφ. Αθηνών 110 | 104 42 Αθήνα  
110 Athinon Ave | 104 42 Athens GR  
T +30 210 3366 800  
[www.athexgroup.gr](http://www.athexgroup.gr)