



Athens Stock Exchange



Market Mid-Month Insights January 2026



January Mid-Month Report

Executive Summary

- **ATHEX Main Market Indices** achieved a **strong start** during the first half of January 2026, continuing their broad-based strong performance of 2025 and reached highest level of the last 16-yr period
 - The ATHEX Composite Index is up 6.0% YTD
 - The FTSE/ATHEX Large Cap Index is up 6.6% YTD
- **Total market capitalization reached €154.4bn**, marking a YTD increase of 5.2%
 - The banking sector was a notable contributor, with its capitalization reaching €55.4bn (a 12.8% increase YTD)
- **Foreign investors' participation** exceeded **€87.9bn**, representing **68.7%** of total market capitalization and reached high level
- **Foreign investors' inflows reached €61.0mn** during the first half of January 2026 representing a strong start for the year

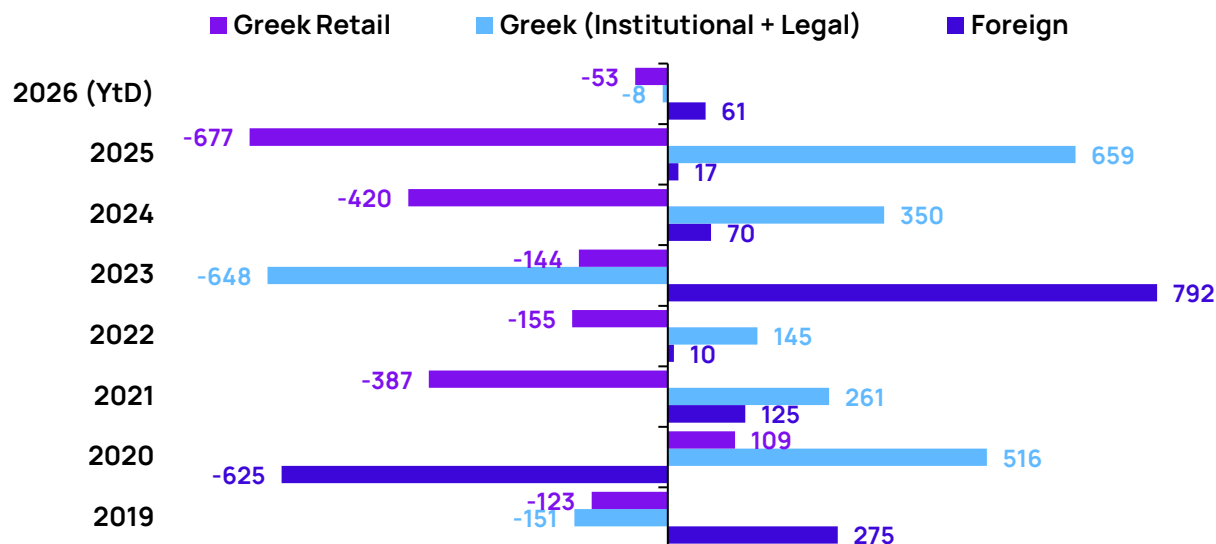
	Performance vs		
	15.01.2026	Previous Month	Previous Year
ATHEX Composite Index	2,247.69	5.99%	5.99%
FTSE/ATHEX Large Cap Index	5,706.13	6.63%	6.63%
Total Market Cap (€bn)	154.4	5.20%	5.20%
Banks Market Cap (€bn)	55.4	12.77%	12.77%

Source: ATHEX, Reference date 15.01.2026 (T)
ATHEX, Trading data 15.01.2026 (T)
ATHEX, Settlement data 19.01.2026 (T+2)

January Mid-Month Report

Market Liquidity

Capital Inflows / Outflows (€mn)



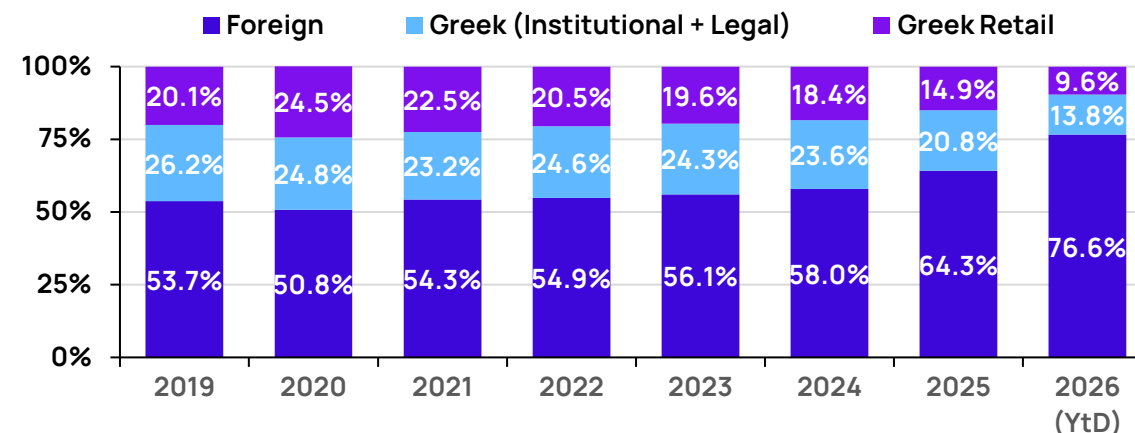
Trading Value Allocation

- **Foreign investors accounted for 76.6% of total transaction value** for first half of January 2026, re-establishing their position and high interest in the Greek stock market
- **This represents the highest participation rate in the last seven years**

Capital Flows

- **Foreign investors were buyers by €61.0mn** during the first half of January 2026, representing a strong start for the year
- **Greek retail investors were sellers by €52.5mn** during the first half of January 2026, while **Greek institutional and legal entities were sellers too, with net outflows of €8.4mn**

Trading Value Allocation



Source: ATHEX, Reference date 15.01.2026

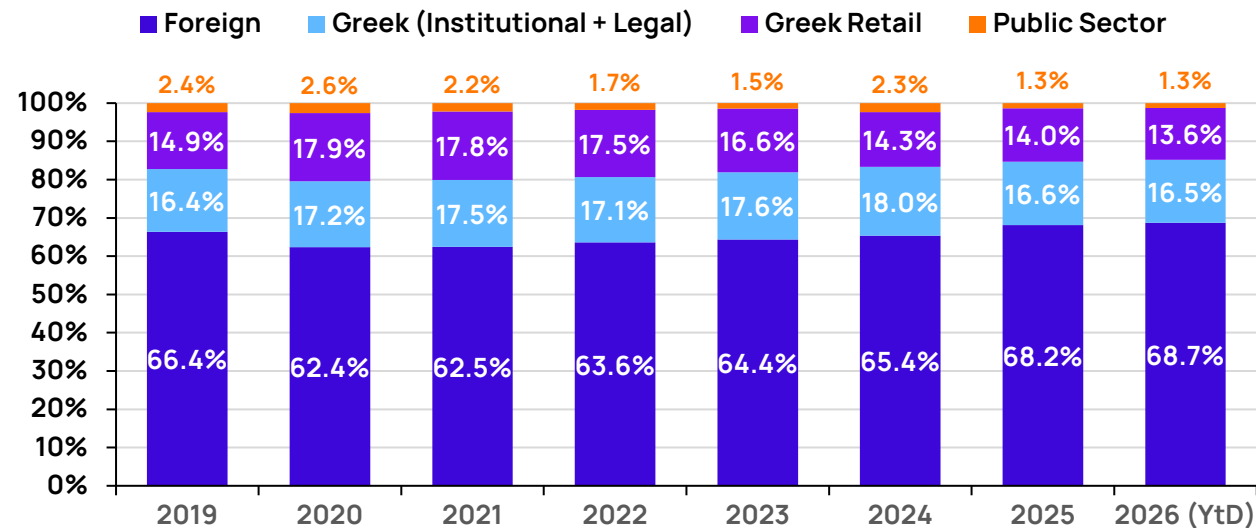
January Mid-Month Report

Market Valuation

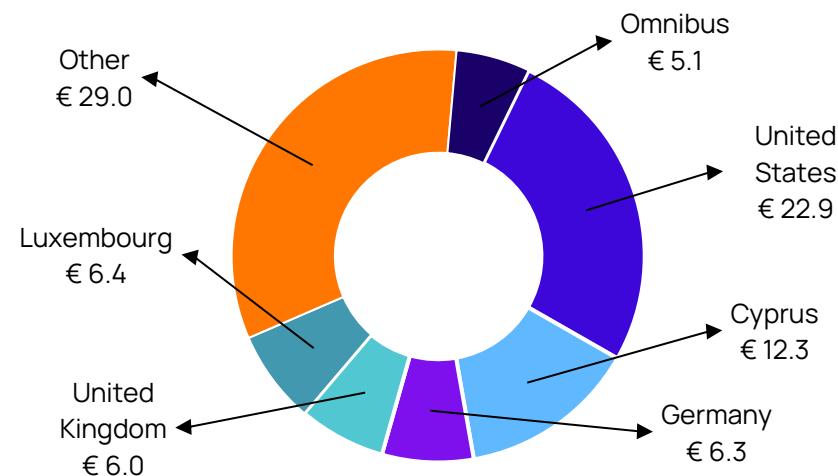
Total Market Capitalization & Allocation

- **Foreign investors have increased their participation** in the Athens Stock Exchange **at elevated levels, currently holding 68.7% of total market capitalization**, valued at €128.0bn. This reflects a **6.6% increase YTD**, relative to their holdings of €82.5 at the beginning of the year
- On January 15, 2026, the countries with the largest holdings were the USA (26.0%), Cyprus (14.0%), Luxembourg (7.3%), Germany (7.2%) and the United Kingdom (6.8%), while omnibus accounts remained stable to 5.8%

Capitalization Allocation



Greatest Participation (based on Mkt Capitalization €bn)



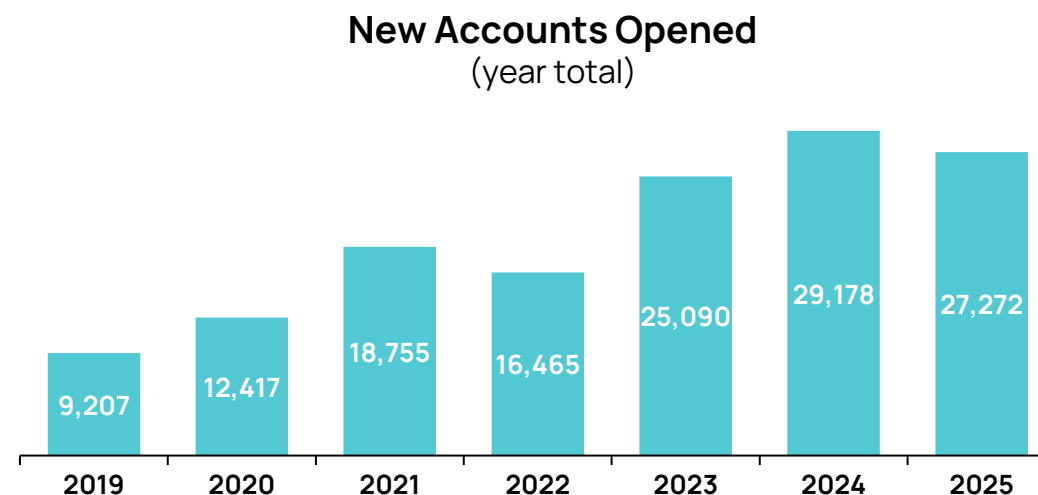
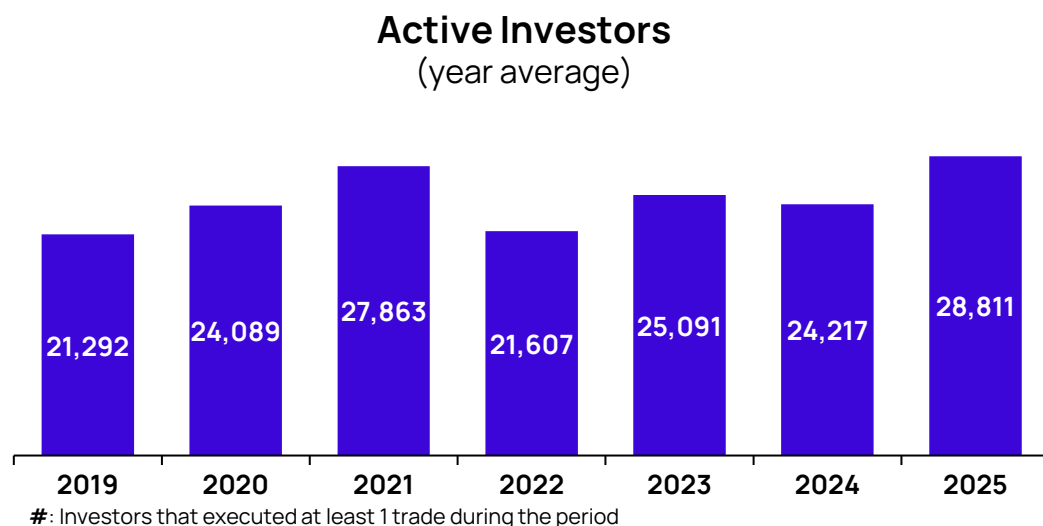
Source: ATHEX, Reference date 15.01.2026

January Mid-Month Report

Market Accessibility

Investor Accounts

- The **average number of active investors during 2025 increased by 19.0%** compared to the average number of 2024 (28,811 vs 24,217 investors, respectively)
- A total of **27,272 new accounts** were opened in 2025, marked a 3rd straight year with accounts opened >25,000



Source: ATHEX, Reference date 15.01.2026



For more information



sales@athexgroup.gr
athexstats@athexgroup.gr



+30 210 33 66 800



110 Athinon Ave., 104 42 Athens Greece

www.athexgroup.gr



Disclaimer

This presentation was prepared by Athens Exchange Group. Information contained herein has been obtained from company and external sources believed to be reliable, but not guaranteed as to its accuracy or completeness. Past performance is no guarantee of future results. This presentation is for informational purposes and is not to be construed as an offer to sell or a solicitation to buy shares of **ATHEXGROUP**.

