

26

Ημερήσιο Δελτίο
Συναλλακτικής Δραστηριότητας

Daily Official List
of Trading Activity



Disclaimer:

Hellenic Exchanges-Athens Stock Exchange S.A endeavours to ensure that the data and other material ("Information") presented on the Daily Official List are accurate and complete, but it is not liable for any errors or omissions of data or /and for the accuracy, credibility, updating and completeness of the aforesaid information nor it has any liability arising directly or indirectly from the use of the above Information.

The Company is not liable for the accuracy of the data included in listed companies' announcements. Only the sender of such an announcement is fully and solely liable for any infringement of third party's rights from the content of such announcement. All contents of the Daily Official List are provided only for information purposes and do not constitute investment advice or solicitation to invest in securities or other products listed for trading on the Exchange.

You acknowledge and agree that the Company is the owner of any property rights related to any Information appearing on the Daily Official List including intellectual property rights copyright, trademarks, etc.

The above data are a property of the Hellenic Exchanges-Athens Exchange and are copyright protected. Users are forbidden to reproduce, modify, copy, sale, transmit or redistribute, by all reproduction means and methods, part or the whole of the above data, without reference to their source.

The commercial exploitation of these data is, also, forbidden by third parties. Hellenic Exchanges-Athens Exchange does not carry any responsibility, direct or indirect, derived from usage or accidental alteration of the above data when used by third parties.

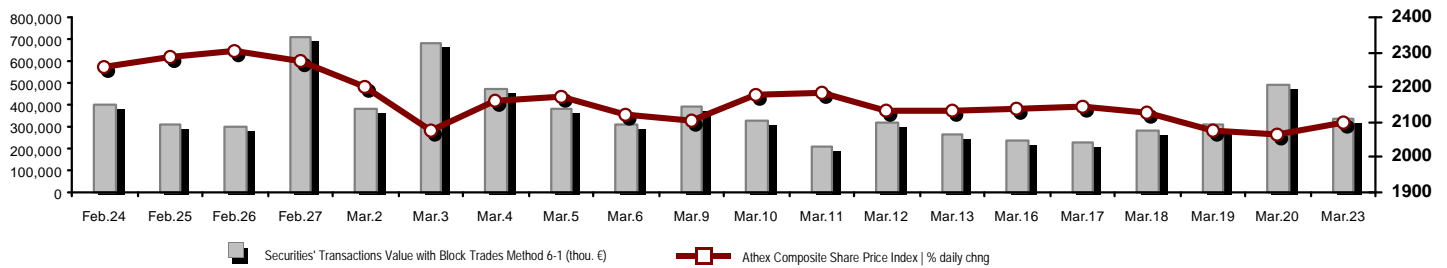
Hellenic Exchanges – Athens Stock Exchange S.A.

110 Athinon Ave., 10442 Athens, Tel: (210) 33.66.800, Fax: (210) 32.13.938

www.athexgroup.gr

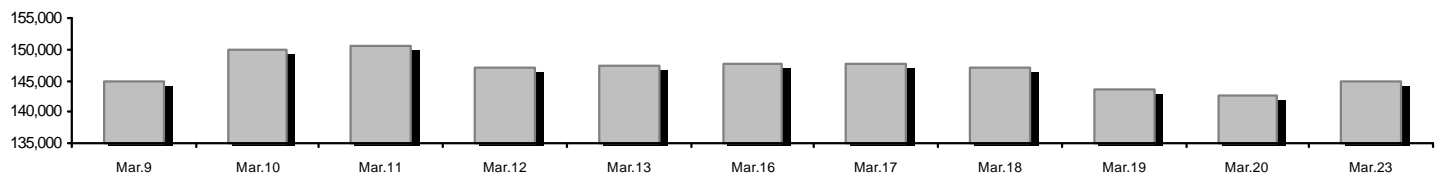
Summary of Markets

Athex Composite Share Price Index vs Shares and Derivatives Transactions Value

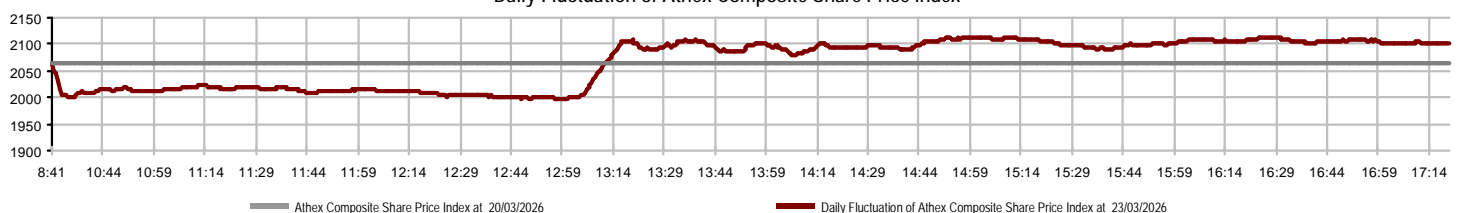


Athex Capitalisation (mill. €) **: 144,952.76	Derivatives Total Open Interest: 1,644,854
Daily change: mill. € %: 2,197.26 1.54%	in Index Futures % daily chng: 8,922 -12.12%
Yearly Avg Capitalisation: mill. € % chng prev year Avg: 153,628.64 20.31%	in Stock Futures % daily chng: 1,630,916 -18.77%
Athex Composite Share Price Index % daily chng: 2,101.57 1.78%	in Index Options % daily chng: 1,551 -72.41%
Athex Composite Share Price Index Capitalisation (mill. €): 135,537.06	in Stock Options % daily chng: 3,465 -41.24%
Daily change (mill. €): 2,281.22	
Securities' Transactions Value with Block Trades Method 6-1 (t): 336,730.77	Derivatives Contracts Volume: 64,162
Daily change: %: -153,172.39 -31.27%	Daily change: pieces %: -28,836 -31.01%
YtD Avg Trans. Value: thou. € % chng prev year Avg: 377,711.41 74.80%	YtD Avg Derivatives Contracts % chng prev year Avg: 98,829 71.64%
Blocks Transactions Value of Method 6-1 (thou. €): 17,250.11	Derivatives Trades Number: 4,735
Blocks Transactions Value of Method 6-2 & 6-3 (thou. €): 0.00	Daily change: number %: 451 10.53%
Bonds Transactions Value (thou.€): 1,406.14	YtD Avg Trades number % chng prev year Avg: 3,208 45.05%
Securities' Transactions Volume with Block Trades Method 6-1 (tho): 56,638.67	Lending Total Open Interest: 552,170
Daily change: thou. pieces %: -31,730.00 -35.91%	Daily change: pieces %: -76,006 -12.10%
YtD Avg Volume: % chng prev year Avg: 57,711.99 38.44%	Lending Volume (Multilateral/Bilateral): 328,641
Blocks Transactions Volume of Method 6-1 (thou. Pieces): 2,709.44	Daily change: pieces %: 163,441
Blocks Transactions Volume of Method 6-2 & 6-3 (thou. Pieces): 0.00	Multilateral Lending: 48,377
Bonds Transactions Volume: 1,414,000	Bilateral Lending: 280,264
Securities' Trades Number with Block Trades Method 6-1: 95,249	Lending Trades Number: 54
Daily change: number %: 26,995 39.55%	Daily change: %: 40
YtD Avg Trades number % chng prev year Avg: 76,902 53.47%	Multilateral Lending Trades Number: 42
Number of Blocks Method 6-1: 12	Bilateral Lending Trades Number: 12
Number of Blocks Method 6-2 & 6-3: 0	
Number of Bonds Transactions: 236	

Athex Capitalisation (mill. €) **



Daily Fluctuation of Athex Composite Share Price Index



Athex Indices

Index name	23/03/2026	20/03/2026	pts.	%	Min	Max	Year min	Year max	Year change
Athex Composite Share Price Index	2,101.57 #	2,064.77	36.80	1.78%	1,998.09	2,113.68	1,998.09	2,407.09	-0.90% €
Athex Composite Index Total Return Index	4,146.82 #	4,070.78	76.04	1.87%	3,942.63	4,170.72	3,942.63	4,745.66	-0.79% €
Athex ESG Index	2,487.74 #	2,440.52	47.22	1.93%	2,361.87	2,502.62	2,361.87	2,867.98	-0.58% €
ATHEX Small Cap Price Index	2,286.57 #	2,279.45	7.12	0.31%	2,214.80	2,287.07	2,193.29	2,627.20	-10.29% €
ATHEX EN.A. Growth Price Index	17,378.29 €	17,446.86	-68.57	-0.39%	17,115.27	17,492.49	16,564.67	20,788.55	-12.16% €
FTSE/Athex Large Cap	5,330.36 #	5,229.87	100.49	1.92%	5,057.48	5,364.26	5,057.48	6,153.73	-0.39% €
FTSE/Athex Mid Cap Index	2,613.72 #	2,579.92	33.80	1.31%	2,510.28	2,616.03	2,510.28	2,906.28	-7.48% €
FTSE/ATHEX High Dividend Yield Index	4,692.52 €	4,714.57	-22.05	-0.47%	4,565.14	4,722.29	4,495.63	5,149.57	-5.05% €
FTSE/Athex Market Index	1,255.11 #	1,230.24	24.87	2.02%	1,190.89	1,262.67	1,190.89	1,449.15	-0.47% €
FTSE/Athex Banks	2,303.38 #	2,227.12	76.26	3.42%	2,143.30	2,331.75	2,143.30	2,859.37	0.42% #
FTSE/ATHEX TECHNOLOGY & TELECOMMUNICAT	6,339.37 #	6,292.49	46.88	0.75%	6,126.49	6,369.60	6,027.65	6,900.98	-6.42% €
FTSE/ATHEX HEALTH CARE	5,262.89 €	5,273.14	-10.25	-0.19%	5,101.17	5,375.12	4,927.15	6,137.55	3.58% #
FTSE/ATHEX FINANCIAL SERVICES	10,773.77 #	10,419.42	354.35	3.40%	10,029.11	10,906.45	10,029.11	13,356.35	0.43% #
FTSE/ATHEX REAL ESTATE	5,234.95 €	5,258.94	-23.99	-0.46%	5,140.37	5,258.94	5,137.67	5,898.28	-6.79% €
FTSE/ATHEX CONSUMER DISCRETIONARY	4,702.35 €	4,714.48	-12.13	-0.26%	4,564.52	4,781.26	4,564.52	5,876.98	-19.49% €
FTSE/ATHEX CONSUMER STAPLES	9,248.30 #	9,135.21	113.09	1.24%	8,876.55	9,272.96	8,640.95	10,243.39	4.94% #
FTSE/ATHEX INDUSTRIALS	10,832.14 #	10,586.76	245.38	2.32%	10,165.74	10,853.16	10,051.45	12,182.07	7.77% #
FTSE/ATHEX BASIC MATERIALS	9,539.96 #	9,497.96	42.00	0.44%	8,894.28	9,576.53	8,894.28	11,861.41	0.15% #
FTSE/ATHEX ENERGY & UTILITIES	6,734.96 €	6,742.54	-7.58	-0.11%	6,504.88	6,778.82	6,127.28	7,506.29	-2.07% €
Athex All Share Index	480.74 #	473.45	7.29	1.54%	480.74	480.74	473.45	542.74	-0.73% €
Hellenic Mid & Small Cap Index	2,875.96 #	2,862.10	13.86	0.48%	2,761.30	2,880.82	2,761.30	3,115.91	-0.67% €
FTSE/Athex Large Cap Total Return	9,547.25 #	9,367.26	179.99	1.92%			9,367.26	11,012.64	-0.28% €
FTSE/Athex Mid Cap Total Return	3,750.06 #	3,701.57	48.49	1.31%			3,653.44	4,168.37	-7.48% €
MSCI GREECE REBASED	8,253.15 #	8,038.69	214.46	2.67%	7,755.87	8,354.49	7,755.87	10,138.65	-3.63% €
Hellenic Corporate Bond Index	143.68 €	143.95	-0.27	-0.19%			143.68	145.27	-0.47% €
Hellenic Corporate Bond Price Index	92.72 €	92.91	-0.19	-0.20%			92.72	93.97	-1.29% €

Note 1: FTSE/Med 100, Hellenic Corporate Bond Price Index and Hellenic Corporate Bond Index closing prices refer to the previous trading day of 19/03/2026.

Note 2: The Hellenic Mid & Small Cap Index is a Customized index calculated by the Athens Exchange.

Analytic Figures for Athex Market's Boards and Categories

	Total Traded Securities	Main Market	Surveillance	Exchange Traded Funds (ETFs)
Totals	123	122	0	1
Gain / Lose / Same:	63 / 44 / 16	62 / 44 / 16	0 / 0 / 0	1 / 0 / 0
Athex Capitalisation (mill. €) **	144,952.76	144,949.94	2.83	
Daily Average Trans/ons Value(thou.€)	377,711.41	377,645.75	6.83	506.67
Transactions Value	336,730.77	335,998.13	0.00	732.64
Main Board:	319,473.19	318,740.55	0.00	732.64
Blocks Board 6_2_3:	17,250.11	17,250.11	0.00	0.00
Forced Sales Board:	7.47	7.47	0.00	0.00
Special Terms Board:	0.00	0.00	0.00	0.00
Daily Average Transactions Volume	57,711,994	57,748,907	7,080	8,907
Transactions Volume	56,638,665	56,624,683	0	13,982
Main Board:	53,924,461	53,910,479	0	13,982
Blocks Board 6_2_3:	2,709,443	2,709,443	0	0
Forced Sales Board:	4,761	4,761	0	0
Special Terms Board:	0	0	0	0
Daily Average Number of Trades	76,902	76,717	14	172
Number of Trades	95,249	94,984	0	265
Main Board:	95,219	94,954	0	265
Blocks Board 6_2_3:	12	12	0	0
Forced Sales Board:	18	18	0	0
Special Terms Board:	0	0	0	0

Trading Details by Athex Sectors and Financial Instruments (ETFs)

Code	Sectors	Gain / Lose / Same	Number of Trades	Transactions Volume	Transactions Value	% of Total Trans. Value
3010	- Banks	6 / 1 / 1	44,148	43,957,607	216,868,736.69	64.40%
5510	- Basic Resources	5 / 5 / 0	3,799	810,971	5,351,167.59	1.59%
5010	- Construction & Materials	9 / 2 / 1	8,703	1,829,081	23,922,766.46	7.10%
4020	- Consumer Products & Services	3 / 1 / 0	128	62,973	19,646.40	0.01%
6010	- Energy	0 / 4 / 0	6,483	1,006,485	19,907,520.38	5.91%
12000	- Financial Instruments	1 / 0 / 0	265	13,982	732,637.48	0.22%
3020	- Financial Services	2 / 2 / 1	240	62,667	431,122.53	0.13%
4510	- Food Beverage & Tobacco	1 / 3 / 1	678	60,288	2,206,775.41	0.66%
2010	- Health Care	2 / 1 / 0	296	349,943	423,595.40	0.13%
5020	- Industrial Goods & Services	9 / 5 / 3	3,901	724,729	6,564,488.19	1.95%
3030	- Insurance	0 / 1 / 1	200	61,350	193,345.89	0.06%
4030	- Media	1 / 1 / 1	306	77,737	254,974.56	0.08%
4520	- Personal Care, Drug & Grocery Stores	1 / 1 / 0	398	22,557	231,051.14	0.07%
3510	- Real Estate	4 / 3 / 5	2,992	946,180	4,617,606.82	1.37%
4040	- Retail	3 / 7 / 0	3,666	706,866	8,077,979.47	2.40%
1010	- Technology	8 / 4 / 0	2,600	631,608	2,826,612.95	0.84%
1510	- Telecommunications	2 / 0 / 0	3,722	711,830	11,788,856.22	3.50%
4050	- Travel & Leisure	3 / 1 / 2	5,462	3,404,290	10,727,777.13	3.19%
6510	- Utilities	3 / 2 / 0	7,262	1,197,521	21,584,108.37	6.41%

Top 10 best & worst performing Shares

Main Market

With positive Price change			With negative Price change		
	Closing price	change		Closing price	change
DAIOS PLASTICS SA (CR)	6	6.19% #	PROODEFTIKH SA (CR)	0.34	-5.03% €
ALPHA BANK (CR)	3.255	5.34% #	CrediaBank (CR)	1.344	-4.00% €
MEVACO SA (CR)	9.15	5.17% #	MOTOR OIL (CR)	37.7	-3.63% €
BALLY'S INTRALOT (CR)	0.898	4.91% #	HELLENIQ ENERGY (CR)	9.69	-2.91% €
GEK TERNA (CR)	35.16	4.27% #	PAPOUTSANIS (CR)	3.59	-2.71% €
FRIGOGLASS SA (CR)	0.323	3.86% #	JUMBO SA (CR)	22.42	-2.44% €
ALUMIL (CR)	5.58	3.72% #	ATHENS MEDICAL CENTER SA (CR)	1.65	-2.37% €
PIRAEUS BANK (CR)	7.1	3.65% #	TZIRAKIAN PROFIL (CR)	1.67	-2.34% €
OPTIMA BANK (CR)	8.54	3.64% #	QUALCO GROUP (CR)	5.96	-2.29% €
AUSTRIACARD (CB)	7.15	3.62% #	ILYDA S.A. (CR)	4.33	-2.26% €
With the highest Transactions Value			With the highest Transactions Volume		
	Value (thou. €)	change		Volume	change
PIRAEUS BANK (CR)	76,250.15	3.65% #	ALPHA BANK (CR)	15,450,066	5.34% #
ALPHA BANK (CR)	48,719.63	5.34% #	EUROBANK (CR)	11,765,784	3.07% #
EUROBANK (CR)	39,624.68	3.07% #	PIRAEUS BANK (CR)	10,940,834	3.65% #
NATIONAL BANK (CR)	38,877.29	3.37% #	NATIONAL BANK (CR)	3,028,688	3.37% #
MOTOR OIL (CR)	13,913.67	-3.63% €	BALLY'S INTRALOT (CR)	2,673,245	4.91% #
GEK TERNA (CR)	13,004.98	4.27% #	CrediaBank (CR)	1,420,029	-4.00% €
OTE (CR)	11,777.95	0.36% #	BANK OF CYPRUS (CR)	998,048	0.70% #
PPC (CR)	10,241.66	0.99% #	OTE (CR)	710,101	0.36% #
METLEN PLC (CR)	9,293.28	1.52% #	LAMDA DEVELOPMENT SA (CR)	623,243	-1.14% €
BANK OF CYPRUS (CR)	8,494.22	0.70% #	HELLENIQ ENERGY (CR)	621,077	-2.91% €

Note: Stocks that are not included in the "Under Supervision" category, and the transactions value is more than 10,000 €.

Derivatives Summary

	Number of Trades	Volume	Open Interest
Index Futures	553	2,369	8,922
FTSE/Athex Banks	39	153	2,968
FTSE/Athex Large Cap	514	2,216	5,954
MSCI GREECE REBASED	0	0	0
Stock Futures	4,142	61,108	1,630,916
ADMIE (IPTO) HOLDING S.A. (CR)	1	10	8,621
AEGEAN AIRLINES (CR)	52	171	2,615
AKTOR S.A. HOLDING CO. (CR)	49	740	94,451
Allwyn AG (CR)	64	266	5,068
ALPHA BANK (CR)	895	22,001	60,432
ATHENS INTL AIRPORT (CR)	4	8	217
AUTOHELLAS SA (CR)	0	0	122
AVAX S.A. (CR)	20	97	2,172
BALLY'S INTRALOT (CR)	109	6,079	1,243,815
BANK OF CYPRUS (CR)	45	544	1,005
CC HBC AG (CR)	10	34	69
CENERGY HOLDINGS (CB)	69	389	3,523
CrediaBank (CR)	274	3,504	16,695
ELLAKTOR (CR)	5	9	1,525
ELVALHALCOR (CR)	50	224	3,170
EUROBANK (CR)	295	6,901	28,096
EYDAP S.A. (CR)	70	286	12,930
FOURLIS (CR)	11	36	5,289
GEK TERNA (CR)	58	191	6,152
HELLENIC EXCHANGES-A.S.E. (CR)	6	30	429
HELLENIQ ENERGY (CR)	121	467	4,781
INTRACOM HOLDINGS (CR)	80	400	10,887
JUMBO SA (CR)	29	47	3,756
LAMDA DEVELOPMENT SA (CR)	145	1,107	17,252
METLEN PLC (CR)	147	470	11,381
MIG (CR)	0	0	143
MOTOR OIL (CR)	33	67	247
NATIONAL BANK (CR)	228	2,091	12,584
OPTIMA BANK (CR)	20	64	426
OTE (CR)	16	45	1,033
P.P.A. S.A. (CR)	1	1	46
PIRAEUS BANK (CR)	942	13,411	50,935
PPC (CR)	161	816	18,050
QUEST HOLDINGS (CR)	1	2	204
TITAN (CB)	13	35	470
VIOHALCO SA/NV (CB)	118	565	2,325
Index Options	28	529	1,551
FTSE/Athex Large Cap	28	529	1,551
Stock Options	12	156	3,465
Allwyn AG (CR)	2	20	415
ALPHA BANK (CR)	3	30	20
NATIONAL BANK (CR)	2	35	354
OTE (CR)	1	15	135
PIRAEUS BANK (CR)	2	40	2,430
PPC (CR)	2	16	111
Total Derivatives Traded	4,735	64,162	1,644,854

Number of Outstanding Securities	Nominal Value	Dividends [1]			Date of Last Coupon		Note	Shares	Closing price	% change	Previous closing price/date	Open price	Price min	Price max	Last price	Avg price	Last Bid [7]	Last Ask [7]	P/E after tax	Year	Volume	Trades	Transactions Value[8]	Company Mkt Value (thou. €)	Year low	Year high	Sector[4]	
2023	2024	2025	Dividend [2]	Right																								
358,603,478	0.300	1.6123	1.4029	0.5	03/11/2025	25/06/2024	---	Allwyn AG (CR)	14.48	0.14 #	14.46	20/03/2026	14.05	14.05	15.02	14.48	14.498	3589@14.46	4724@14.77	---	---	374,226	2,351	5,425,560.86	5,192,578.36	14.05	19.03	40501020
2,315,261,358	0.290	0.026	0.0303	0.0485	01/12/2025	18/04/2017	---	ALPHA BANK (CR)	3.255	5.34 #	3.09	20/03/2026	3	2.95	3.29	3.255	3.153	5495@3.25	7837@3.26	---	---	15,450,066	12,032	48,719,634.71	7,536,175.72	2.95	4.489	30101010
58,492,542	1.00	---	0.1	---	23/06/2025	27/01/2025	---	ALTER EGO MEDIA (CR)	5.25	1.06 #	5.195	20/03/2026	5.02	4.95	5.25	5.25	5.097	200@5.09	585@5.25	---	---	47,333	227	241,271.18	307,085.85	4.95	6.425	40301035
36,353,868	1.00	0.1	0.11	---	01/07/2025	21/08/2023	---	AUSTRIACARD (CB)	7.15	3.62 #	6.9	20/03/2026	6.7	6.6	7.28	7.15	6.863	200@7.02	4@7.17	---	---	66,175	339	454,163.64	259,930.16	6.04	8.28	10101010
1,867,802,694	0.300	---	---	---	30/05/2013	10/10/2023	---	BALLY'S INTRALOT (CR)	0.898	4.91 #	0.856	20/03/2026	0.856	0.827	0.899	0.898	0.857	1457@0.897	10053@0.899	---	---	2,673,245	1,185	2,290,521.88	1,677,286.82	0.827	1.1	40501020
435,686,031	0.100	---	0.48	0.2	22/09/2025	23/09/2024	---	BANK OF CYPRUS (CR)	8.6	0.70 #	8.54	20/03/2026	8.28	8.18	8.78	8.6	8.511	13644@8.58	6260@8.62	---	---	998,048	1,962	8,494,223.52	3,746,899.87	7.94	9.84	30101010
212,384,903	0.08	0.14	---	---	24/06/2025	07/12/2016	---	CENERGY HOLDINGS (CB)	17.9	2.29 #	17.5	20/03/2026	16.8	16.7	18.08	17.9	17.48	237@17.90	1000@18.00	---	---	246,572	1,716	4,310,072.06	3,801,689.76	15.12	22.35	50202010
373,239,562	6.70	0.93	1.03	---	29/05/2025	29/04/2013	---	CC HBC AG (CR)	49.48	2.06 #	48.48	20/03/2026	47.5	47.38	49.6	49.48	48.705	1@49.46	264@49.48	---	---	31,061	347	1,512,830.36	846,893.53	42.5	55.75	45101020
3,631,510,801	0.220	0.0933	0.105	0.0468	06/11/2025	20/05/2019	---	EUROBANK (CR)	3.424	3.07 #	3.322	20/03/2026	3.162	3.162	3.484	3.424	3.368	8014@3.42	2020@3.43	---	---	11,765,784	6,544	39,624,683.03	4,434,292.98	3.162	4.392	30101010
51,889,670	1.00	0.12	0.15	---	27/06/2025	23/07/2019	---	FOURLIS (CR)	4.395	0.34 #	4.38	20/03/2026	4.27	4.26	4.395	4.395	4.301	1300@4.34	86@4.40	---	---	227,553	550	978,794.88	228,055.10	4.04	4.725	40401010
305,635,185	2.18	0.9	0.75	0.2	19/01/2026	01/10/2003	---	HELLENIQ ENERGY (CR)	9.69	-2.91 €	9.98	20/03/2026	9.71	9.29	9.875	9.69	9.599	28@9.68	5000@9.70	---	---	621,077	2,768	5,961,523.63	2,961,604.94	8.4	10.4	60101020
56,003,921	1.55	---	---	---	30/08/1993	29/01/2026	---	IDEAL HOLDINGS (CR)	5.65	0.53 #	5.62	20/03/2026	5.56	5.55	5.66	5.65	5.591	20@5.63	450@5.66	---	---	61,836	140	345,722.23	316,422.15	5.3	6.71	10102030
83,600,000	0.690	0.0504	0.1209	---	22/09/2025	02/07/2024	---	INTRACOM HOLDINGS (CR)	2.94	2.08 #	2.88	20/03/2026	2.85	2.76	2.95	2.94	2.838	123@2.94	919@2.95	---	---	161,635	701	458,720.91	245,784.00	2.7	3.85	10101010
134,365,561	0.880	1.4726	0.5063	---	23/03/2026	05/03/2014	---	JUMBO SA (CR)	22.42	-2.44 €	22.98	20/03/2026	22.2	21.82	22.98	22.42	22.479	815@22.42	173@22.56	---	---	241,868	2,312	5,436,852.44	3,012,475.88	21.82	28.7	40401010
176,736,715	0.300	---	---	---	30/05/2007	27/11/2019	---	LAMDA DEVELOPMENT SA (CR)	6.05	-1.14 €	6.12	20/03/2026	5.96	5.94	6.16	6.05	6.049	1300@6.04	43@6.06	---	---	623,243	2,337	3,770,027.56	1,069,257.13	5.9	7.76	35101010
143,022,980	1.00	---	---	---	04/08/2025	---	---	METLEN PLC (CR)	36	1.52 #	35.46	20/03/2026	34.4	34.1	36.4	36	35.337	200@35.92	2@36.04	---	---	262,992	2,651	9,293,277.22	5,148,827.28	32.9	47.68	65102000
31,400,000	0.400	---	---	---	26/04/2007	10/05/2023	---	MIG (CR)	3.06	-1.29 €	3.1	20/03/2026	3.04	3.04	3.06	3.06	3.042	61@3.05	98@3.06	---	---	5,364	53	16,319.30	96,084.00	2.82	3.85	30202000
126,502,434	0.500	0.0304	0.0302	---	15/05/2025	28/07/2021	---	PREMIA (CR)	1.318	0.77 #	1.308	20/03/2026	1.288	1.28	1.326	1.32	1.298	253@1.31	500@1.32	---	---	65,059	209	84,470.33	166,730.21	1.236	1.49	35102000
70,029,804	1.00	---	---	---	15/05/2025	---	---	QUALCO GROUP (CR)	5.96	-2.29 €	6.1	20/03/2026	5.87	5.8	5.99	5.96	5.891	121@5.91	649@5.96	---	---	40,711	151	239,842.69	417,377.63	5.08	6.73	10101015
78,325,475	0.85	3	---	---	30/06/2025	23/07/2019	---	TITAN (CB)	45.25	0.89 #	44.85	20/03/2026	43.5	42.6	45.8	45.25	44.436	177@45.20	400@45.35	---	---	134,013	2,134	5,955,040.20	3,544,227.74	42.6	59	50101030
259,189,761	0.12	0.16	---	---	24/06/2025	26/02/2016	---	VIOHALCO SA/NV (CB)	12.98	0.62 #	12.9	20/03/2026	12.2	12	13.02	12.98	12.71	459@12.92	460@13.00	---	---	274,347	1,186	3,486,989.66	3,364,283.10	11.68	15.78	55102015
148,321,516	0.300	0.03	0.07	---	02/09/2025	22/01/2020	---	AVAX S.A. (CR)	3.11	1.14 #	3.075	20/03/2026	2.99	2.91	3.125	3.11	2.998	35@3.10	6@3.12	---	---	399,172	1,164	1,196,657.18	461,279.91	2.79	3.645	50101010
232,000,000	2.12	0.0582	0.1207	0.1207	25/09/2025	19/06/2017	---	ADMIE (IPTO) HOLDING S.A. (CR)	2.82	-0.88 €	2.845	20/03/2026	2.8	2.76	2.885	2.82	2.819	2754@2.82	385@2.84	---	2024	166,438	428	469,223.41	654,240.00	2.76	3.125	65101015
90,167,100	0.500	0.7515	0.8041	---	20/05/2025	24/05/2021	---	AEGEAN AIRLINES (CR)	12	---	12	20/03/2026	11.6	11.46	12.28	12	11.799	451@11.98	253@12.02	---	---	240,607	1,635	2,838,929.74	1,082,005.20	10.8	15.36	40501010
204,002,463	0.300	---	---	---	12/08/2008	07/01/2025	---	AKTOR S.A. HOLDING CO. (CR)	10.3	0.98 #	10.2	20/03/2026	10.2	9.74	10.44	10.3	10.025	2772@10.30	500@10.40	---	---	282,151	1,246	2,828,439.18	2,101,225.37	9.5	11.7	50101010
103,423,291	0.570	---	0.4134	---	25/06/2025	28/08/2024	---	GEK TERNA (CR)	35.16	4.27 #	33.72	20/03/2026	32.52	32.28	35.4	35.16	33.891	355@34.90	159@35.02	---	---	383,728	2,937	13,004,984.10	3,636,362.91	25.28	37.58	50101010
369,270,000	2.48	0.25	0.4	---	21/07/2025	12/12/2001	---	PPC (CR)	18.46	0.99 #	18.28	20/03/2026	17.7	17.54	18.62	18.46	18.224	134@18.46	229@18.48	---	---	562,002	3,118	10,241,663.64	6,816,724.20	16.28	20.56	65101015
309,544,087	1.00	0.33	0.7862	---	23/04/2025	07/02/2024	---	ATHENS INTL AIRPORT (CR)	10.84	2.85 #	10.54	20/03/2026	10.54	10.3	10.84	10.84	10.578	90@10.69	113@10.88	---	2024	133,636	1,023	1,413,563.99	3,355,457.90	9.92	12	50206060
914,715,153	1.00	0.3643	0.4442	0.221	10/11/2025	29/08/2018	---	NATIONAL BANK (CR)	13.025	3.37 #	12.6	20/03/2026	12.1	12.06	13.49	13.025	12.836	1400@13.02	2402@13.03	---	---	3,028,688	6,248	38,877,290.64	11,914,164.87	12.06	16.005	30101010
27,728,682	0.260	(0.06)	0.065	---	14/07/2025	24/07/2024	---	EKTER SA (CR)	3.7	0.82 #	3.67	20/03/2026	3.59	3.505	3.88	3.7	3.633	250@3.70	136@3.71	---	---	148,586	457	539,781.77	102,596.12	3.31	4.59	50101010
375,241,586	0.390	0.04	0.0901	---	26/06/2025	14/07/2006	---	ELVALHALCOR (CR)	3.455	-1.29 €	3.5	20/03/2026	3.38	3.21	3.6	3.455	3.397	1868@3.45	392@3.48	---	---	453,694	2,229	1,541,193.83	1,296,459.68	3.21	5.07	55102015
348,192,005	0.040	---	---	0.5029	22/12/2025	24/03/2025	---	ELLAKTOR (CR)	1.268	1.28 #	1.252	20/03/2026	1.22	1.212	1.28	1.268	1.238	40@1.26	411@1.27	---	---	228,732	521	283,113.21	441,507.46	1.134	1.516	50101010
60,348,000	0.420	0.2504	0.3025	---	23/06/2025	04/08/2021	---	HELLENIC EXCHANGES-A.S.E. (CR)	7	---	7	20/03/2026	7	6.9	7.1	7	6.996	2414@7.00	6@7.01	---	---	44,129	97	308,719.67	422,436.00	5.72	7.26	30202015
106,500,000	0.600	0.1	0.07	---	22/07/2025	13/09/2021	---	EYDAP S.A. (CR)	9.3	1.64 #	9.15	20/03/2026	9	8.81	9.31	9.3	9.118	5@9.28	1001@9.32	---	---	148,866	912	1,357,421.48	990,450.00	7.02	9.38	65102030
114,320,400	0.100	---	---	---	26/11/2021	05/08/2019	---	IKTINOS HELLAS SA (CR)	0.34	-0.73 €	0.3425	20/03/2026	0.3425	0.3275	0.348	0.34	0											

Daily Official List

Year: 147 Trading Day No: 55

Section 2: Analytic Figures of Shares Transactions

Monday, 23 March, 2026

Number of Outstanding Securities	Nominal Value	Dividends [1]			Date of Last Coupon		Note	Shares	Closing price	% change	Previous closing price/date	Open price	Price min	Price max	Last price	Avg price	Last Bid [7]	Last Ask [7]	P/E after tax	Year	Volume	Trades	Transactions Value[8]	Company Mkt Value (thou. €)	Year low	Year high	Sector[4]	
2023	2024	2025	Dividend [2]	Right																								
221,322,426	1.15	(0.1467)	(0.19)	---	23/06/2025	09/07/2025	---	OPTIMA BANK (CR)	8.54	3.64 #	8.24	20/03/2026	8.18	7.93	8.72	8.54	8.335	500@8.51	699@8.56	---	---	345,058	1,709	2,876,030.33	1,890,093.52	7.59	10.1	30101010
1,235,953,028	0.930	0.0632	---	---	10/07/2024	03/06/2025	---	PIRAEUS BANK (CR)	7.1	3.65 #	6.85	20/03/2026	6.65	6.53	7.3	7.1	6.969	2223@7.10	700@7.12	---	---	10,940,834	14,287	76,250,147.39	8,775,266.50	6.53	8.99	30101010
Main Market - Medium Liquidity Class																												
13,126,020	0.660	0.1376	0.1713	---	16/12/2025	04/09/2020	---	AS COMPANY SA (CR)	3.77	-0.79 €	3.8	20/03/2026	3.78	3.67	3.79	3.77	3.726	188@3.75	125@3.78	---	---	21,340	76	79,522.84	49,485.10	3.62	4.17	40401030
14,000,000	1.95	0.26	0.5	---	24/06/2025	26/03/2024	---	ALPHA REAL ESTATE (CR)	7.12	---	7.12	20/03/2026	7.06	7.06	7.16	7.12	7.122	18@7.12	140@7.16	---	---	2,532	32	18,034.04	99,680.00	6.94	7.58	35101015
3,150,744	0.360	0.563	0.5842	---	27/05/2025	02/06/2020	---	ALPHA TRUST HOLDINGS (CR)	14.9	1.02 #	14.75	20/03/2026	14.9	14.75	14.9	14.9	14.889	100@14.50	100@14.95	---	---	850	11	12,655.50	46,946.09	11.9	15.95	30202010
48,624,764	0.080	0.7	0.85	---	10/04/2025	05/12/2022	---	AUTOHELLAS SA (CR)	11.1	1.83 #	10.9	20/03/2026	10.86	10.8	11.28	11.1	10.996	333@11.08	1139@11.10	---	---	122,624	432	1,348,381.50	539,734.88	10.8	13.44	40401030
178,157,803	0.040	---	---	---	01/07/2008	21/02/2020	---	AVE (CR)	0.451	---	0.451	20/03/2026	0.454	0.43	0.454	0.451	0.442	2000@0.442	1891@0.451	---	---	30,095	69	13,316.16	80,349.17	0.423	0.49	40301010
47,149,827	2.10	---	0.135	0.08	05/11/2025	27/12/2024	---	BRIQ PROPERTIES (CR)	2.94	-2.00 €	3	20/03/2026	2.97	2.92	2.97	2.97	2.942	1000@2.96	19@2.97	---	---	25,513	53	75,057.04	138,620.49	2.86	3.12	35102000
101,123,806	0.360	---	---	---	22/07/2010	28/06/2011	---	CENTRIC HOLDINGS (CR)	0.302	0.33 #	0.301	20/03/2026	0.298	0.29	0.302	0.302	0.296	1000@0.297	1245@0.302	---	---	49,792	74	14,719.45	30,539.39	0.29	0.42	40203040
784,500	10.00	0.5008	0.4	0.15	02/12/2025	31/07/2018	---	CNL CAPITAL (CR)	6.65	2.31 #	6.5	20/03/2026	6.45	6.4	6.65	6.65	6.534	240@6.65	1024@7.00	---	2024	2,282	13	14,911.70	5,216.93	6.3	7.6	30202010
10,567,700	0.300	---	---	---	06/10/2005	13/02/2002	---	CPI SA (CR)	0.53	0.38 #	0.528	20/03/2026	0.504	0.502	0.53	0.53	0.514	600@0.516	202@0.530	---	---	5,882	34	3,025.07	5,600.88	0.5	0.646	10102030
1,618,012,407	0.050	---	---	---	04/06/2008	16/10/2024	---	CrediaBank (CR)	1.344	-4.00 €	1.4	20/03/2026	1.27	1.27	1.39	1.344	1.331	250@1.34	320@1.36	---	---	1,420,029	1,264	1,890,633.32	2,174,608.68	1.116	1.722	30101010
18,680,300	0.050	---	---	---	06/07/2022	---	---	DIMAND (CR)	12.65	---	12.65	20/03/2026	12.4	12.2	12.65	12.65	12.402	200@12.35	324@12.65	---	---	23,340	103	289,466.75	236,305.80	10.95	13.5	35101010
15,333,480	0.100	---	0.04	---	07/07/2025	02/02/2026	---	E.I.N.S. (CR)	1.57	0.64 #	1.56	20/03/2026	1.56	1.48	1.582	1.57	1.534	1000@1.55	1090@1.58	---	---	129,339	272	198,437.78	24,073.56	1.38	2.115	50205020
121,168,897	0.040	---	---	---	07/07/2010	16/01/2024	5160	FRIGOGLASS SA (CR)	0.323	3.86 #	0.311	20/03/2026	0.328	0.291	0.328	0.323	0.307	5@0.314	2842@0.323	---	2024	88,789	53	27,248.54	39,137.55	0.291	0.5	50204000
169,043,561	0.300	---	0.02	---	17/07/2025	28/11/2022	---	LAVIPHARM SA (CR)	1.21	0.83 #	1.2	20/03/2026	1.162	1.14	1.25	1.21	1.191	940@1.20	1010@1.23	---	---	335,393	194	399,485.74	204,542.71	0.937	1.458	20103015
4,740,000	0.860	---	---	---	14/03/2003	---	---	LOGISMOS S.A. (CR)	2.12	0.95 #	2.1	20/03/2026	2.12	2.12	2.12	2.12	2.12	500@1.91	964@2.12	---	2024	300	6	636.00	10,048.80	2.02	2.58	10101015
17,120,280	0.940	0.12	0.3	---	26/05/2025	26/06/2023	---	LOULIS FOOD (CR)	3.53	-1.40 €	3.58	20/03/2026	3.55	3.46	3.59	3.54	3.527	350@3.52	286@3.99	---	---	4,988	28	17,590.38	60,434.59	3.45	4.1	45102020
4,419,616	1.58	0.06	0.13	---	07/07/2025	04/03/2015	---	MEDICON S.A (CR)	2.46	0.82 #	2.44	20/03/2026	2.46	2.46	2.46	2.46	2.46	500@2.40	580@2.49	---	---	229	2	563.34	10,872.26	2.32	2.75	20102010
468,700	2.8	2.4	---	---	12/06/2025	21/05/2004	---	MERMEREN KOMB. A.D. PR. (GDR)	35.6	---	35.6	20/03/2026	---	---	---	---	---	29@32.60	313@34.80	---	2024	---	---	---	16,685.72	31	36.2	55102000
10,500,000	0.950	0.15	0.25	---	04/07/2025	21/07/2023	---	MEVACO SA (CR)	9.15	5.17 #	8.7	20/03/2026	8.45	8.4	9.15	9.15	8.611	5@9.10	18@9.15	---	2024	9,257	46	79,712.50	96,075.00	8.3	9.85	55102015
153,908,095	0.870	0.0229	0.0248	---	11/09/2025	02/08/2024	---	ORILINA PROPERTIES REIC (CR)	0.822	1.48 #	0.81	20/03/2026	0.824	0.788	0.824	0.822	0.811	2500@0.810	720@0.820	---	---	21,767	40	17,649.95	126,512.45	0.78	0.886	35102000
14,101,683	0.100	0.0526	0.1091	---	03/06/2025	02/11/2021	---	PERFORMANCE TECHNOLOGIES (CR)	7.27	3.12 #	7.05	20/03/2026	6.9	6.88	7.38	7.27	7.041	200@7.22	50@7.26	---	---	24,647	94	173,540.05	102,519.24	6.62	8.92	10101010
24,823,934	0.230	0.049	0.0647	---	01/07/2025	08/06/2022	---	PROFILE SA (CR)	7.35	0.82 #	7.29	20/03/2026	7.16	6.92	7.4	7.35	7.165	20@7.22	3139@7.35	---	---	59,527	217	426,492.30	182,455.91	6	8.12	10101010
35,377,749	0.280	---	---	---	18/07/2005	22/12/2025	---	QUALITY & RELIABILITY SA (CR)	1.16	-0.69 €	1.168	20/03/2026	1.14	1.1	1.166	1.16	1.128	298@1.15	3420@1.16	---	---	91,288	290	103,000.57	41,038.19	1	1.43	10101010
107,222,688	0.440	0.22	0.3	---	23/06/2025	16/03/2022	---	QUEST HOLDINGS (CR)	6.34	3.09 #	6.15	20/03/2026	6.1	6.07	6.36	6.34	6.188	700@6.20	564@6.34	---	---	33,005	199	204,230.46	679,791.84	6.07	7.22	10101010
21,500,000	0.400	0.04	0.0509	---	19/08/2025	06/08/2021	---	REAL CONSULTING (CR)	5.06	-0.78 €	5.1	20/03/2026	5.02	4.95	5.2	5.06	5.036	900@4.98	2950@5.10	---	---	62,477	233	314,646.44	108,790.00	4.95	6.56	10101010
6,456,530	1.08	0.16	0.15	---	21/07/2025	02/08/2010	---	SPACE HELLAS SA (CR)	6.32	0.96 #	6.26	20/03/2026	6.18	6.18	6.36	6.34	6.307	30@6.26	222@6.36	---	---	1,729	28	10,904.88	40,805.27	6	8.48	15101010
121,132,042	1.60	0.08	0.1	0.0651	30/12/2025	10/11/2023	---	TRADE ESTATES REIC (CR)	1.87	0.27 #	1.865	20/03/2026	1.855	1.84	1.875	1.87	1.865	2426@1.87	1940@1.88	---	---	149,872	106	279,560.40	226,516.92	1.81	2.02	35102045
17,190,046	0.300	---	---	---	16/11/1992	09/10/2025	---	UNIBIOS (CR)	2.68	1.13 #	2.65	20/03/2026	2.52	2.51	2.7	2.68	2.582	35@2.67	2612@2.70	---	---	35,522	143	91,722.90	46,069.32	2.13	2.97	50204000
7,595,160	0.600	---	---	---	10/09/2019	18/08/2010	---	YKNOT (CR)	1.43	-2.05 €	1.46	20/03/2026	1.4	1.395	1.46	1.43	1.42	99@1.41	931@1.43	---	---	74,653	148	105,975.16	10,861.08	1.395	2.41	40501015
32,413,681	0.370	---	---	---	15/07/2009	11/05/2000	---	ALUMIL (CR)	5.58	3.72 #	5.38	20/03/2026	5.32	5.12	5.58	5.58	5.323	300@5.54	149@5.58	---	---	31,214	156	166,143.46	180,868.34	5	6.88	55102035
3,734,164	3.44	0.4954	0.5896	---	14/10/2025	19/07/2022	---	ANDROMEDA SA (CR)	7.84	-0.76 €	7.9	20/03/2026	7.86	7.76	7.9	7.84	7.819	50@7.74	426@7.84	---	2024	10,042	66	78,516.36	29,275.85	7.76	9.1	30204000
15,300,000	0.300	---	0.01	---	09/10/2025	13/12/1999	---	ATTICA PUBLICATIONS SA (CR)	1.26	-2.33 €	1.29	20/03/2026	1.29	1.25	1.29	1.26	1.253	32@1.26	87@1.28	---	---	309	10	387.22	19,278.00	1.17	1.44	40301030
23,986,500	1.00	---	---	---	26/06/2009	25/08/2025	---	BIOKARPET S.A.(CR)	1.55	0.65 #	1.54	20/03/2026	1.48	1.48	1.555	1.55	1.524	304@1.53	479@1.55	---	---	14,199	75	21,633.49	37,179.08	1.45	2.06	50101035
6,325,000	0.600	0.145	0.07	---	28/07/2025	17/02/2014	---	VOYATZOGLOU (CR)	2.04	---	2.04	20/03/2026	2.04	2	2.04	2.04	2.011	100@2.00	170@2.04	---	---	1						

Daily Official List

Year: 147 Trading Day No: 55

Section 2: Analytic Figures of Shares Transactions

Monday, 23 March, 2026

Number of Outstanding Securities	Nominal Value	Dividends [1]			Date of Last Coupon		Note	Shares	Closing price	% change	Previous closing price/date	Open price	Price min	Price max	Last price	Avg price	Last Bid [7]	Last Ask [7]	P/E after tax	Year	Volume	Trades	Transactions Value[8]	Company Mkt Value (thou. €)	Year low	Year high	Sector[4]	
		2023	2024	2025	Dividend [2]	Right																						
15,878,748	0.480	---	---	---	10/07/2006	22/03/2004	---	DOMIKI KRITIS SA (CR)	1.99	1.02 #	1.97	20/03/2026	1.955	1.92	1.99	1.99	1.961	10@1.95	788@1.99	---	---	9,212	42	18,061.79	31,598.71	1.89	2.65	50101010
34,720,000	0.310	---	---	---	16/06/2010	01/08/2007	---	DROMEAS SA (CR)	0.33	0.30 #	0.329	20/03/2026	0.315	0.315	0.33	0.33	0.324	500@0.321	223@0.330	---	---	10,089	21	3,272.60	11,457.60	0.31	0.39	40202015
13,673,200	0.420	0.05	0.05	---	19/08/2025	26/07/2001	---	EVROFARMA (CR)	3.4	-1.16 €	3.44	20/03/2026	3.13	3.1	3.4	3.4	3.32	200@3.33	100@3.39	---	---	1,792	28	5,949.19	46,488.88	3.02	4.07	45102020
18,146,007	1.00	---	---	---	23/08/2023	10/09/2010	---	ELASTRON (CR)	2.12	0.95 #	2.1	20/03/2026	2.08	2.02	2.12	2.12	2.078	105@2.08	20@2.13	---	---	22,082	83	45,886.00	38,469.53	2.02	2.65	55102010
3,307,500	0.210	0.4	0.4	---	23/10/2025	30/11/2022	---	ELVE SA (CR)	5.3	-0.93 €	5.35	20/03/2026	5.3	5.3	5.3	5.3	5.3	50@5.15	177@5.30	---	2024	10	1	53.00	17,529.75	5	5.8	40204020
23,828,130	0.500	0.108	0.1366	---	14/07/2025	17/02/2009	---	ELINOIL S.A. (CR)	2.23	-0.89 €	2.25	20/03/2026	2.25	2.19	2.25	2.23	2.196	1019@2.20	799@2.23	---	---	2,056	13	4,514.62	53,136.73	2.11	2.59	60101020
19,864,886	5.60	0.672	0.672	---	23/04/2025	02/07/2008	---	BANK OF GREECE (CR)	15.1	---	15.1	20/03/2026	14.95	14.8	15.15	15.1	14.955	11@15.10	65@15.15	---	2025	9,100	102	136,093.75	299,959.78	14.8	17.5	30101010
26,730,187	0.520	---	0.07	---	09/07/2025	01/08/2017	---	ELTON SA (CR)	1.715	-0.29 €	1.72	20/03/2026	1.7	1.62	1.715	1.715	1.683	150@1.70	2000@1.72	---	---	27,196	72	45,783.25	45,842.27	1.62	2.22	50205010
36,300,000	1.12	0.0276	0.055	---	01/07/2025	12/12/2007	---	THESSALONIKA WATER & SEWERAGE	3.94	-0.25 €	3.95	20/03/2026	3.85	3.81	4	3.94	3.889	735@3.90	729@3.94	---	---	57,223	153	222,522.62	143,022.00	3.4	4.02	65102030
143,352,325	0.260	---	---	---	29/08/2022	28/04/2025	---	EVROPI HOLDINGS S.A. (CR)	1.94	-0.51 €	1.95	20/03/2026	1.9	1.86	2	1.94	1.936	1710@1.94	550@1.97	---	---	41,679	90	80,677.77	278,103.51	1.77	2.34	30302025
86,735,980	0.310	0.02	---	---	22/07/2024	07/09/2023	---	ATHENS MEDICAL CENTER SA (CR)	1.65	-2.37 €	1.69	20/03/2026	1.69	1.625	1.69	1.65	1.644	980@1.64	95@1.65	---	---	14,321	100	23,546.32	143,114.37	1.565	2.07	20101010
14,111,198	0.450	(0.0133)	0.07	---	31/07/2025	09/01/2025	---	ILYDA S.A. (CR)	4.33	-2.26 €	4.43	20/03/2026	4.12	4.12	4.47	4.33	4.253	216@4.30	18@4.38	---	2024	24,125	196	102,592.59	61,101.49	3.74	5.52	10101015
45,417,399	0.100	---	---	---	25/07/2008	02/04/2024	---	INTERWOOD-XYLEMPORIA (CR)	0.208	0.97 #	0.206	20/03/2026	0.206	0.206	0.211	0.21	0.208	500@0.210	600@0.211	---	---	14,730	18	3,061.88	11,343.59	0.201	0.274	50101020
18,567,912	0.590	0.16	0.201	---	02/07/2025	26/01/2021	---	INTERLIFE G.C.I.(CR)	5.86	---	5.86	20/03/2026	5.82	5.56	5.96	5.86	5.728	525@5.86	580@5.94	---	2024	19,671	110	112,668.12	108,807.96	5.56	6.98	30302025
8,424,900	0.500	---	---	---	12/07/2010	04/07/2019	---	INTERTECH SA (CR)	1.3	---	1.3	20/03/2026	---	---	---	---	---	120@1.18	402@1.27	---	2024	---	---	---	10,952.37	0.99	1.5	50205010
19,804,134	0.150	---	---	---	01/07/2004	06/11/2017	---	KEKROPS SA (CR)	1.695	-1.45 €	1.72	20/03/2026	1.67	1.65	1.74	1.73	1.695	2@1.70	165@1.73	---	2024	4,687	25	7,944.86	33,568.01	1.53	2.35	35101010
11,510,102	0.890	---	---	---	24/06/2005	06/10/1999	---	NAFPAKTOS TEXTILE (CR)	1.36	-2.86 €	1.4	20/03/2026	1.4	1.305	1.4	1.36	1.329	250@1.31	490@1.36	---	---	3,971	37	5,279.35	15,653.74	1.305	1.69	55101020
21,224,340	0.420	---	---	---	06/09/2022	25/04/2006	---	KORDELLOS BROS SA (CR)	0.443	-0.22 €	0.444	20/03/2026	0.443	0.443	0.443	0.443	0.443	100@0.418	999@0.441	---	2024	30	1	13.29	9,402.38	0.366	0.554	55102010
33,065,136	0.380	0.3506	0.4007	---	21/08/2025	16/09/2013	---	KRI-KRI S.A. (CR)	20	-1.72 €	20.35	20/03/2026	19.24	19.18	20.2	20	19.696	2@20.00	2@20.20	---	2024	21,796	227	429,295.48	661,302.72	19.18	24.65	45102020
6,200,000	0.500	---	---	---	22/06/2010	01/11/1995	---	MINERVA KNITWEAR (CR)	0.53	6.64 #	0.497	20/03/2026	0.49	0.487	0.53	0.512	0.52	1000@0.500	42@0.530	---	---	3,082	32	1,601.35	3,286.00	0.473	0.772	40204020
5,939,268	0.620	---	---	---	10/07/2003	03/01/2002	---	LANAKAM SA (CR)	1.28	-0.77 €	1.29	20/03/2026	1.29	1.18	1.36	1.28	1.275	93@1.19	500@1.25	---	---	1,166	18	1,486.88	7,602.26	0.96	1.43	40401020
9,819,370	0.500	---	---	---	14/08/2007	09/01/2004	---	MATHIOS REFRACTORY SA (CR)	0.645	0.78 #	0.64	20/03/2026	0.62	0.62	0.645	0.645	0.62	150@0.615	98@0.645	---	---	215	5	133.38	6,333.49	0.62	0.97	55101000
30,150,000	0.360	0.122	0.1335	---	17/06/2025	25/04/2019	---	MOTODYNAMICS S.A. (CR)	2.38	-0.83 €	2.4	20/03/2026	2.4	2.35	2.44	2.38	2.394	5050@2.36	380@2.38	---	---	21,409	69	51,258.74	71,757.00	2.23	2.7	40401030
6,340,000	0.600	0.2	0.23	0.23	09/12/2025	11/01/2024	---	NAKAS MUSIC	3.52	-1.12 €	3.56	20/03/2026	3.24	3.24	3.56	3.52	3.431	8@3.50	10@3.52	---	---	322	15	1,104.80	22,316.80	3.24	3.92	40401030
126,431,958	2.50	0.025	0.043	---	03/06/2025	05/06/2024	---	NOVAL PROPERTY REIC (CR)	2.63	---	2.63	20/03/2026	2.61	2.58	2.63	2.63	2.609	1400@2.60	12067@2.63	---	2024	27,315	51	71,255.95	332,516.05	2.58	2.92	35102045
10,080,000	3.00	1.3	2	---	16/05/2025	27/08/2001	---	TPA SA (CR)	35.5	1.72 #	34.9	20/03/2026	34.9	34.3	35.5	35.5	34.849	29@35.50	19@35.60	---	---	493	21	17,180.60	357,840.00	34	38.8	50206060
25,000,000	2.00	1.336	1.92	---	04/08/2025	08/08/2003	---	P.P.A. S.A. (CR)	35.4	-1.94 €	36.1	20/03/2026	35.8	35.4	36.7	35.4	35.842	36@35.40	50@36.55	---	2024	7,270	282	260,574.40	885,000.00	35.4	41.1	50206060
68,926,799	0.240	---	---	---	07/07/2023	---	---	ONYX TOURISTIKI S.A. (CR)	1.4	-1.41 €	1.42	20/03/2026	1.4	1.38	1.45	1.4	1.401	500@1.39	5285@1.40	---	---	34,125	88	47,793.74	96,497.52	1.33	2.22	40401020
4,971,466	1.46	---	---	---	04/07/2007	08/10/2003	---	PAIRIS SA (CR)	0.886	---	0.886	20/03/2026	---	---	---	---	---	100@0.782	900@0.884	---	---	---	---	---	4,404.72	0.73	0.984	50203030
27,098,594	0.540	0.0702	0.0605	0.0404	07/10/2025	14/01/2021	---	PAPOUTSANIS (CR)	3.59	-2.71 €	3.69	20/03/2026	3.72	3.51	3.74	3.59	3.562	9@3.55	197@3.59	---	2025	7,410	56	26,396.62	97,283.95	3.32	4.06	45201020
7,070,400	0.930	0.8645	0.3242	---	11/07/2025	06/05/2016	---	PETROPOULOS PETROS (CR)	8.02	-0.74 €	8.08	20/03/2026	8.08	7.94	8.08	8.06	8.024	200@8.02	101@8.06	---	---	2,939	17	23,583.14	56,704.61	7.9	8.98	50206015
43,741,452	0.660	0.2388	0.2391	0.07	19/01/2026	01/11/1999	---	THRACE PLASTICS SA (CR)	3.735	0.67 #	3.71	20/03/2026	3.66	3.61	3.755	3.735	3.669	310@3.69	20@3.75	---	---	28,027	134	102,817.78	163,374.32	3.55	4.535	50203015
24,319,250	0.300	---	---	---	09/07/2002	04/07/2007	5165	PROODEFTIKH SA (CR)	0.34	-5.03 €	0.358	20/03/2026	0.358	0.326	0.358	0.34	0.336	1@0.338	2462@0.342	---	---	140,228	58	47,067.86	8,268.55	0.316	0.5	50101010
21,912,599	0.300	0.0485	0.0483	---	29/04/2025	23/02/2007	---	REVOIL (CR)	1.58	-0.32 €	1.585	20/03/2026	1.6	1.55	1.625	1.58	1.6	500@1.57	500@1.63	---	---	17,382	76	27,812.23	34,621.91	1.55	1.86	60101020
13,582,223	1.35	---	---	---	24/06/2008	02/02/2016	---	SIDMA STEEL (CR)	1.525	-1.29 €	1.545	20/03/2026	1.54	1.48	1.565	1.54	1.51	100@1.51	100@1.55	---	---	5,959	31	8,996.12	20,712.89	1.455	2.12	55102010
40,693,350	5.00	---	---	---	03/07/2006	26/05/2015	---	TECHNICAL OLYMPIC SA (CR)	2.21	---	2.21	20/03/2026	2.21	2.16	2.21	2.21	2.18	700@2.19	715@2.21	---	---	3,748	34	8,169.24	89,932.30	2.12	2.61	50206030
3,048,000	0.300																											

Number of Outstanding Securities	Nominal Value	Dividends [1] 2023 2024 2025	Date of Last Coupon Dividend [2] Right	Note	Shares	Closing price	% change	Previous closing price/date	Open price	Price min	Price max	Last price	Avg price	Last Bid [7]	Last Ask [7]	P/E after tax	Year	Volume	Trades	Transactions Value[8]	Company Mkt Value (thou. €)	Year low	Year high	Sector[4]
243,164,193	0.300	0.07 0.07	12/09/2025 05/12/2023	---	ATTICA HOLDINGS (CR)	1.615	0.62 #	1.605 20/03/2026	1.62	1.51	1.62	1.615	1.553	100@1.60	1075@1.62	---	---	41,509	142	64,469.49	392,710.17	1.51	2.06	40501015
11,943,624	0.540	0.15 0.165	01/07/2025 30/08/2019	---	FLEXOPACK SA (CR)	7.55	-1.31 €	7.65 20/03/2026	7.5	7.5	7.8	7.8	7.542	100@7.25	98@7.80	---	---	1,452	6	10,950.60	90,174.36	7.5	8.6	50203030
244,737,498	0.500	0.02 0.03	02/04/2025 28/12/2023	---	TRASTOR REAL EST. INV. CO.(CR)	1.22	0.83 #	1.21 20/03/2026	1.22	1.19	1.23	1.22	1.211	200@1.17	56@1.22	---	2025	2,695	29	3,264.29	298,579.75	5.17	1.38	35102000
18,810,000	0.400	0.0381 0.0591	20/10/2025 14/11/2007	---	VARVERIS - MODA BAGNO SA (CR)	5.8	0.69 #	5.76 20/03/2026	5.64	5.62	5.8	5.8	5.695	50@5.66	47@5.76	---	---	1,925	18	10,963.50	109,098.00	5.16	6.14	40401025
3,417,600	0.100	0.016	04/07/2024 02/04/2024	---	INTERWOOD-XYLEMPORIA (PR)	0.555	---	0.555 20/03/2026	0.605	0.59	0.605	0.59	0.604	300@0.530	62@0.585	---	---	37	2	22.34	11,343.59	0.4	0.64	50101020
2,760,000	11.83	12.4 14	30/05/2025 16/07/1990	---	KARELIA (CR)	370	---	370 20/03/2026	370	366	372	372	370.369	2@372.00	12@374.00	---	---	651	48	241,110.00	1,021,200.00	354	382	45103010
21,364,000	1.12	---	21/08/2023 08/03/2023	---	LAMPASA HOTEL SA (CR)	46.4	---	46.4 20/03/2026	46.4	46.4	46.4	46.4	46.4	50@46.20	---	---	---	50	1	2,320.00	991,289.60	42.2	46.8	40501025
38,566,614	0.700	---	21/07/2008 07/07/2025	---	MOUZAKIS (CR)	0.58	---	0.58 20/03/2026	---	---	---	---	---	300@0.565	1245@0.600	---	---	---	---	---	22,368.64	0.55	0.69	55101020
42,500,000	1.00	0.0383 0.0538 0.1673	21/11/2025 13/09/2023	---	MPLK KEDROS (CR)	4.34	---	4.34 20/03/2026	4.35	4.35	4.35	4.35	4.35	500@4.30	200@4.37	---	---	3	3	13.05	184,450.00	4.23	4.4	35102000
27,379,200	0.980	0.5001 0.52	25/08/2025 29/08/2022	---	CRETE PLASTICS SA (CR)	13.8	---	13.8 20/03/2026	14.2	14.2	14.2	14.2	14.2	6@13.40	301@14.20	---	---	1	1	14.20	377,832.96	13.2	15.9	50203015
255,494,534	2.71	0.247 0.705 0.216	15/12/2025 30/09/2021	---	PRODEA (CR)	5.6	---	5.6 20/03/2026	5.6	5.6	5.65	5.65	5.601	201@5.45	592@5.65	---	---	154	4	862.60	1,430,769.39	5.2	6.1	35102000
4,181,450	0.500	---	21/08/2000 05/03/2002	---	FLOUR MILLS SARANTOPOULOS SA	1.46	---	1.46 20/03/2026	---	---	---	---	---	---	---	---	---	---	---	---	6,104.92	1.12	1.46	45102020
1,011,000	1.00	---	01/07/2004 11/12/2012	5193	TRIA ALFA SA (CR)	5.1	---	5.1 20/03/2026	---	---	---	---	---	100@4.64	90@5.50	---	2024	---	---	---	5,156.10	4.9	7.5	55101020

Exchange Traded Funds (ETFs)

1,255,078	---	---	15/06/2016	---	ALPHA ETF FTSE Athex Large Cap	53.67	1.28 #	52.99 20/03/2026	51.22	51.03	54.29	53.67	52.399	40@53.23	55@54.09	---	---	13,982	265	732,637.48	---	51.03	66.71	12003
-----------	-----	-----	------------	-----	--------------------------------	-------	--------	------------------	-------	-------	-------	-------	--------	----------	----------	-----	-----	--------	-----	------------	-----	-------	-------	-------

Surveillance

8,321,682	0.670	---	17/08/2007 23/11/1999	---	N. LEVENTERIS (CR)	0.292	---	0.292 20/03/2026	---	---	---	---	---	---	8105@0.300	---	2024	---	---	---	2,825.31	0.252	0.32	55102010
2,160,524	0.670	---	03/12/2018 23/11/1999	---	N. LEVENTERIS (PR)	0.183	---	0.183 20/03/2026	---	---	---	---	---	450@0.183	---	---	2024	---	---	---	2,825.31	0.165	0.2	55102010

Suspension Status

13,191,620	0.620	---	04/08/2010 09/09/2002	5232	YALCO - CONSTANTINOU (CR)	0.16	---	0.16 30/05/2025	---	---	---	---	---	---	26032@0.162	---	---	---	---	---	2,110.66	0.16	0.16	40202020
27,100,914	0.650	---	01/08/2007 07/04/2000	5093	AKRITAS SA (CR)	1.08	---	1.08 05/03/2026	---	---	---	---	---	---	---	---	---	---	---	---	29,268.99	1.02	1.08	50101035
17,579,754	4.16	---	18/08/2006 02/08/2010	---	BIOTER SA (CR)	0.206	---	0.206 30/05/2025	---	---	---	---	---	---	---	---	---	---	---	---	3,621.43	0.206	0.206	50101010
3,961,300	1.28	---	29/06/2004 03/08/2000	5248	DUROS SA (CR)	0.25	---	0.25 24/04/2023	---	---	---	---	---	---	---	---	---	---	---	---	990.33	0.25	0.25	40204020
15,842,391	1.51	---	15/07/2009 12/05/2000	5141	BITROS HOLDING SA (CR)	0.51	---	0.51 30/05/2025	---	---	---	---	---	---	---	---	---	---	---	---	8,079.62	0.51	0.51	55102010
28,438,268	0.070	---	21/08/2006 24/11/1999	5253	SPIROY AGRICULTURE SA (CR)	0.138	---	0.138 30/05/2025	---	---	---	---	---	---	---	---	---	---	---	---	3,924.48	0.138	0.138	45102010

Shares' Notes

Code	Note text
()	- Adjusted dividends.
*	- Last adjusted closing price.
[1]	- Net dividends.
[2]	- The "Date of Last Coupon" for New listings refers to the date company's stocks started to trade in Athex
[3]	- The Company Market Value is referred to the number of outstanding shares
[4]	- Sectors codification can be found in Appendix A
[5]	- The Market Value refers to the total number of shares listed (including their several classes) in the exchange by the company.
[6]	- P/E greater than 100
[7]	- Last view of the Order Book before the end of the trading session
[8]	- All Blocks Methods' Transactions Value are included.
5093	- Transfer to the Surveillance Category as of 8/4/2015.
5141	- Transfer to the Surveillance Category as of 10/05/2017.
5160	- Transfer to the Surveillance Category as of 15/04/2016.
5165	- Transfer to the Surveillance Category as of 15/02/2018.
5193	- Transfer to the Surveillance Category as of 25/10/2018.
5232	- Transfer to the Under Surveillance Category from 08/04/2011.
5248	- Transfer to the Surveillance Category as of 06/09/20116.
5253	- Transfer to the Surveillance Category as of 14/5/2021.

Securities Blocks Details

Securities	Block Volume	Price	Block Trade Value	Time of approval	Note
AUTOHELLAS SA (CR)	30,000	10.90	327,000.00	10:51:39	20
PIRAEUS BANK (CR)	150,000	6.67	1,000,500.00	11:33:11	20
GEK TERNA (CR)	35,257	32.34	1,140,211.38	11:48:47	20
AKTOR S.A. HOLDING CO. (CR)	45,000	10.02	450,900.00	13:40:12	20
PPC (CR)	50,000	18.43	921,500.00	14:13:36	20
LAVIPHARM SA (CR)	200,000	1.20	240,000.00	16:46:58	20
PIRAEUS BANK (CR)	500,000	7.11	3,556,000.00	16:53:18	20
EUROBANK (CR)	1,286,707	3.35	4,307,895.04	16:58:01	20
NATIONAL BANK (CR)	114,501	13.15	1,505,688.15	16:58:24	20
OTE (CR)	70,358	16.76	1,179,200.08	16:59:05	20
OTE (CR)	140,000	16.58	2,321,200.00	17:11:18	20
EUROBANK (CR)	87,620	3.42	300,010.88	17:18:31	20

Blocks Notes

9 - Method 6-1 / Special Fees

10 - Method 6-1 / Special Fees, SDS

14 - Method 6-3 / Settlement, Incomplete Buy and Sell

18 - Method 6-2 / SPOT 1

19 - Method 6-2 / SPOT 2

20 - Method 6-1 and Method 6-1 Same Day Settlement

21 - Other Pre-agreed

Shares Rights Details

Occured date	Exercise from	Exercise until	Trading until	Rights	Price min	Price max	Closing price	Last Bid	Last Ask	Volume	Trades	Transactions Value
--------------	---------------	----------------	---------------	--------	-----------	-----------	---------------	----------	----------	--------	--------	--------------------

No Rights Transactions.

Forced Sales Details

Securities	Category of Security	Transactions Volume	Number of Trades	Transactions Value	Note
E.I.N.S. (CR)	Stocks	1,587	6	2,491.59	1

Forced Sales Notes

- 1 - Compulsory Public Forced Sales
- 2 - Forced Sales of Fixed Registered Shares
- 3 - Forced Sales of Remaining Fractional Shares

Exchange Traded Funds (ETFs) Characteristics

	Transactions Date (T)	Creation / Redemption	Units (T-1)	New Units (T-1)	Redemption Units (T-1)	Units (T) [1]	Fund Assets [2]	Net Unit Price	Dividend per Unit	Dividend Date
ALPHA ETF FTSE Athex Large Cap	23/03/2026	5,000	1,255,078	---	---	1,255,078	66,026,870.00	52.6078	1.15	01/07/2025

ETFs Notes

[1] - Units (T) = Units (T-1) + New Units (T-1) - Redemption Units (T-1)

[2] - The Creation / Redemption Units of T-1 are included.

Non Convertible Corporate Bonds - Regulated Market

Num Listed Bonds	Nominal price	Issue price	Today's Rate	Exp. Date	Duration (years)	Note	Coupon		Trading Unit	Corporate Bonds	Accrued Int.	Yield.T.Mat	Price min	Price max	Closing price	Previous closing price/date	Volume	Transactions Value	Last order		Date	ear min	Year max	
							Common	Preferred											Price	Buy / Sell				
150,000	1,000.00	1,000.00	2.65	22/10/2026	5	---	9	---	1	CPLP SHIPPING HOLDINGS PLC (Non Convertible)	11.4097	3.1690	99.4500	99.5000	99.4800	99.4200	20/03/2026	5,000	5,031.05	99.4600	B	23/03/2026	99.0100	100.5000
320,000	1,000.00	1,000.00	3.40	21/07/2027	7	---	12	---	1	LAMDA DEVELOPMENT S.A. (Non Convertible)	6.0444	3.5870	98.6100	99.4900	98.8584	99.7000	20/03/2026	146,000	145,215.69	98.6300	B	23/03/2026	97.5000	100.0000
200,000	1,000.00	1,000.00	1.90	23/03/2028	7	---	11	---	1	MOTOR OIL CORINTH REFINERIES SA (Non Convertible)	0.1583	2.9420	97.4000	97.4999	97.4599	97.8000	20/03/2026	5,000	4,873.79	97.4000	B	23/03/2026	96.8000	98.0000
150,000	1,000.00	1,000.00	2.60	22/10/2026	7	---	13	---	1	TERNA ENERGY FINANCE S.A. (Non Convertible)	11.1944	3.3290	99.0100	99.2500	99.2500	99.1000	19/03/2026	41,000	41,092.67	99.0201	B	23/03/2026	98.4189	99.7794
100,000	1,000.00	1,000.00	2.80	25/01/2027	5	---	9	---	1	PREMIA S.A. (Non Convertible)	4.5889	4.0710	98.5500	98.5600	98.5520	98.4510	19/03/2026	22,000	21,782.40	98.5601	B	23/03/2026	97.7000	99.5000
500,000	1,000.00	1,000.00	4.00	10/07/2030	7	---	6	---	1	METLEN ENERGY & METALS S.A. (Non Convertible)	8.1111	3.5210	99.9215	100.7500	100.3500	100.6500	20/03/2026	251,000	253,853.19	100.3500	B	23/03/2026	98.3000	101.4000
500,000	1,000.00	1,000.00	3.80	18/11/2032	7	---	1	---	1	LAMDA DEVELOPMENT S.A. (Non convertible)	13.5111	4.0580	97.5000	98.6800	98.3500	98.6090	20/03/2026	136,000	135,375.09	98.0000	B	23/03/2026	97.5000	99.9999
140,000	1,000.00	1,000.00	4.70	15/12/2030	5	---	1	---	1	AKTOR S.A. (Non convertible)	13.1861	3.9550	101.5300	102.8000	102.8000	102.9800	20/03/2026	17,000	17,499.46	101.8101	B	23/03/2026	100.6000	103.4900
500,000	1,000.00	1,000.00	3.20	29/09/2032	7	---	1	---	1	GEK TERNA S.A. (Non Convertible)	15.8222	3.6720	97.0000	97.7500	97.1814	97.4500	20/03/2026	35,000	34,567.28	97.0000	B	23/03/2026	95.2001	99.3790
500,000	1,000.00	1,000.00	2.75	03/07/2027	7	---	12	---	1	GEK TERNA S.A. (Non Convertible)	6.1111	3.1330	97.8000	98.9000	98.9000	99.1900	20/03/2026	135,000	133,511.79	98.5000	B	23/03/2026	97.8000	99.5000
300,000	1,000.00	1,000.00	2.30	20/07/2028	7	---	10	---	1	PRODEA REIC S.A.(Non Convertible)	4.1528	3.9480	95.5000	96.0000	95.5110	95.6500	20/03/2026	103,000	98,839.83	95.5110	B	23/03/2026	95.0000	97.5000
250,000	1,000.00	1,000.00	3.70	04/07/2032	7	---	2	---	1	AEGEAN AIRLINES S.A. (Non Convertible)	8.2222	3.5750	99.5000	100.4000	100.1487	99.6600	20/03/2026	98,000	98,951.47	99.8000	B	23/03/2026	98.0875	102.0999
250,000	1,000.00	1,000.00	2.45	16/11/2028	7	---	9	---	1	ELVALHALCOR S.A. (Non Convertible)	8.7792	3.6440	96.0000	96.5000	96.1078	96.2670	20/03/2026	51,000	49,462.74	96.0000	B	23/03/2026	94.9873	98.0000
120,000	1,000.00	1,000.00	2.65	06/12/2028	7	---	9	---	1	NOVAL PROPERTY REIC (Non Convertible)	7.9500	3.4810	96.4000	97.5000	96.9090	97.0000	20/03/2026	20,000	19,540.80	96.6000	B	23/03/2026	95.2500	99.9900
300,000	1,000.00	1,000.00	2.30	14/12/2028	7	---	9	---	1	GEK TERNA S.A. (Non Convertible)	6.4528	3.7220	95.0000	95.7700	95.4990	96.0000	20/03/2026	92,000	88,452.76	95.3600	B	23/03/2026	95.0000	97.2100
100,000	1,000.00	1,000.00	2.95	11/02/2027	5	---	9	---	1	SAFE BULKERS PARTICIPATIONS PLC (Non Convertible)	3.5236	4.2660	98.4000	98.4000	98.4000	98.4000	20/03/2026	25,000	24,688.09	98.6100	B	23/03/2026	98.1500	99.8500
100,000	1,000.00	1,000.00	4.40	26/07/2029	7	---	8	---	1	CPLP SHIPPING HOLDINGS PLC (Non Convertible)	7.2111	3.5270	100.9000	100.9000	100.9000	100.9890	20/03/2026	2,000	2,032.42	100.8500	B	23/03/2026	99.5100	102.8500
99,697	1,000.00	1,000.00	5.50	15/12/2028	5	---	5	---	1	IDEAL HOLDINGS S.A. (Non Convertible)	15.4306	4.1730	101.2000	102.8000	101.9834	102.8000	20/03/2026	35,000	36,234.27	101.5000	B	23/03/2026	101.9834	104.1000
200,000	1,000.00	1,000.00	4.25	23/01/2029	5	---	5	---	1	AUTOHELLAS S.A. (Non Convertible)	7.3194	3.6220	100.3003	101.0000	100.7583	101.3090	20/03/2026	49,000	49,670.17	100.4000	B	23/03/2026	100.0735	102.0000

Corporate Bonds Notes

Transactions Volume = (Pieces) * (Nominal Price). Transactions Value = (Pieces) * (Nominal Price) * (price %) + (Accrued interest).

The price of a Bond is stated as a percentage (%) of Bond's Nominal Price.

Nominal Price in Euros (€), except if it is noted differently.

Non Convertible Corporate Bonds - Regulated Market

Num Listed Bonds	Nominal price	Issue price	Today's Rate	Exp. Date	Duration (years)	Note	Coupon		Trading Unit	Corporate Bonds	Accrued Int.	Yield.T.Mat	Price min	Price max	Closing price	Previous closing price/date	Volume	Transactions Value	Last order		ear min	Year max		
							Common	Preferred											Price	Buy / Sell			Date	
130,000	1,000.00	1,000.00	6.00	27/02/2029	5	---	5	---	1	INTRALOT S.A. (Non Convertible)	4.5000	4.6500	101.3000	102.5000	102.0000	102.5000	19/03/2026	58,000	59,132.31	101.5002	B	23/03/2026	101.0000	103.2200
250,000	1,000.00	1,000.00	3.75	25/02/2033	7	---	1	---	1	CAPITAL CLEAN ENERGY CARRIERS CORP. (Non Convert)	3.0208	4.1430	97.8000	97.8000	97.8000	97.7000	20/03/2026	88,000	86,329.83	97.5001	B	23/03/2026	95.0002	99.9895

Corporate Bonds Notes

Transactions Volume = (Pieces) * (Nominal Price). Transactions Value = (Pieces) * (Nominal Price) * (price %) + (Accrued interest).

The price of a Bond is stated as a percentage (%) of Bond's Nominal Price.

Nominal Price in Euros (€), except if it is noted differently.

Government Bonds

Number Listed Bonds	Nominal price	Today's Rate	Accrued Interest Calc	Exp. Date [1]	Duration (years)	Note	Coupons Date	Curr. coupon value	Trading Unit	Government Bonds	Price min	Price max	Closing price	Previous closing price/date	Volume	Transactions Value	Price	Last order Buy / Sell	Date
4,000,000	1,000.00	4.13	Actual/Actual	15/06/2054	30	---	15/06	4.13	1	GGB-FXD-150654-30Y-4.125-1.000	---	---	---	---	---	---	---	---	---
4,700,000	1,000.00	1.88	Actual/Actual	04/02/2035	15	---	04/02	1.88	1	GGB-FXD-040235-15Y-1.875-1.000	---	---	---	---	---	---	---	---	---
6,000,000	1,000.00	0.75	Actual/Actual	18/06/2031	10	---	18/06	0.75	1	GGB-FXD-180631-10Y-0.750-1.000	---	---	---	---	---	---	---	---	---
3,600,000	1,000.00	3.88	Actual/Actual	15/06/2028	5	---	15/06	3.88	1	GGB-FXD-150628-05Y-3.875-1.000	---	---	---	---	---	---	---	---	---
5,962,747,327	1.00	3.75	Actual/Actual	30/01/2028	10	---	/02 - 02/02 - 31/	3.75	1	GGB-FXD-300128-10Y-3.750-1.000	---	---	---	85.4610 13/07/2018	---	---	1.0000	B	28/11/2018
7,067,309,386	1.00	3.90	Actual/Actual	30/01/2033	15	---	/02 - 02/02 - 31/	3.90	1	GGB-FXD-300133-15Y-3.900-1.000	---	---	---	78.6730 13/07/2018	---	---	1.0000	B	28/11/2018
5,622,848,349	1.00	4.00	Actual/Actual	30/01/2037	19	---	/02 - 02/02 - 31/	4.00	1	GGB-FXD-300137-19Y-4.000-1.000	---	---	---	77.0370 13/07/2018	---	---	1.0000	B	28/11/2018
5,476,770,669	1.00	4.20	Actual/Actual	30/01/2042	24	---	/02 - 02/02 - 31/	4.20	1	GGB-FXD-300142-24Y-4.200-1.000	---	---	---	77.7640 13/07/2018	---	---	1.0000	B	28/11/2018
4,950,000	1,000.00	3.38	Actual/Actual	15/06/2034	10	---	15/06	3.38	1	GGB-FXD-150634-10Y-3.375-1.000	---	---	---	---	---	---	---	---	---
41,118,344	1.00	4.30	Actual/Actual	24/02/2027	15	---	24/02	4.30	1	GGB-FXD-240227-15Y-2.000-1.000	---	---	---	10.0000 22/06/2015	---	---	---	---	---
45,137,734	1.00	4.30	Actual/Actual	24/02/2028	16	---	24/02	4.30	1	GGB-FXD-240228-16Y-2.000-1.000	---	---	---	10.0000 22/06/2015	---	---	---	---	---
61,768,888	1.00	4.30	Actual/Actual	24/02/2029	17	---	24/02	4.30	1	GGB-FXD-240229-17Y-2.000-1.000	---	---	---	10.0000 22/06/2015	---	---	---	---	---
54,567,744	1.00	4.30	Actual/Actual	24/02/2030	18	---	24/02	4.30	1	GGB-FXD-240230-18Y-2.000-1.000	---	---	---	10.0000 22/06/2015	---	---	---	---	---
37,541,515	1.00	4.30	Actual/Actual	24/02/2031	19	---	24/02	4.30	1	GGB-FXD-240231-19Y-2.000-1.000	---	---	---	10.0000 22/06/2015	---	---	---	---	---
37,558,317	1.00	4.30	Actual/Actual	24/02/2032	20	---	24/02	4.30	1	GGB-FXD-240232-20Y-2.000-1.000	---	---	---	10.0000 22/06/2015	---	---	---	---	---
37,473,732	1.00	4.30	Actual/Actual	24/02/2033	21	---	24/02	4.30	1	GGB-FXD-240233-21Y-2.000-1.000	---	---	---	10.0000 22/06/2015	---	---	---	---	---
33,888,293	1.00	4.30	Actual/Actual	24/02/2034	22	---	24/02	4.30	1	GGB-FXD-240234-22Y-2.000-1.000	---	---	---	10.0000 22/06/2015	---	---	---	---	---
35,177,800	1.00	4.30	Actual/Actual	24/02/2035	23	---	24/02	4.30	1	GGB-FXD-240235-23Y-2.000-1.000	---	---	---	10.0000 22/06/2015	---	---	---	---	---
35,547,268	1.00	4.30	Actual/Actual	24/02/2036	24	---	24/02	4.30	1	GGB-FXD-240236-24Y-2.000-1.000	---	---	---	10.0000 22/06/2015	---	---	---	---	---
40,246,306	1.00	4.30	Actual/Actual	24/02/2037	25	---	24/02	4.30	1	GGB-FXD-240237-25Y-2.000-1.000	---	---	---	10.0000 22/06/2015	---	---	---	---	---
37,643,952	1.00	4.30	Actual/Actual	24/02/2038	26	---	24/02	4.30	1	GGB-FXD-240238-26Y-2.000-1.000	---	---	---	10.0000 22/06/2015	---	---	---	---	---
36,977,100	1.00	4.30	Actual/Actual	24/02/2039	27	---	24/02	4.30	1	GGB-FXD-240239-27Y-2.000-1.000	---	---	---	10.0000 22/06/2015	---	---	---	---	---
41,615,000	1.00	4.30	Actual/Actual	24/02/2040	28	---	24/02	4.30	1	GGB-FXD-240240-28Y-2.000-1.000	---	---	---	10.0000 22/06/2015	---	---	---	---	---
42,227,208	1.00	4.30	Actual/Actual	24/02/2041	29	---	24/02	4.30	1	GGB-FXD-240241-29Y-2.000-1.000	---	---	---	10.0000 22/06/2015	---	---	---	---	---
68,288,487	1.00	4.30	Actual/Actual	24/02/2042	30	---	24/02	4.30	1	GGB-FXD-240242-30Y-2.000-1.000	---	---	---	10.0000 22/06/2015	---	---	---	---	---
4,700,000	1,000.00	3.88	Actual/Actual	12/03/2029	10	---	12/03	3.88	1	GGB-FXD-120329-10Y-3.875-1.000	---	---	---	---	---	---	100.0000	B	15/10/2019
5,500,000	1,000.00	1.50	Actual/Actual	18/06/2030	10	---	18/06	1.50	1	GGB-FXD-180630-10Y-1.500-1.000	---	---	---	---	---	---	---	---	---
5,500,000	1,000.00	4.38	Actual/Actual	18/07/2038	15	---	18/07	4.38	1	GGB-FXD-180738-15Y-4.375-1.000	---	---	---	---	---	---	---	---	---
40,000	1,000.00	2.72	FLR Actual/360	18/09/2026	1	---	18/09 - 18/03	---	1	GGB-FLT-180926-01Y-2.717-1.000	---	---	---	---	---	---	---	---	---
4,300,000	1,000.00	3.38	Actual/Actual	16/06/2036	10	---	16/06	3.38	1	GGB-FXD-160636-10Y-3.375-1000.00	---	---	---	---	---	---	---	---	---
5,364,250	1,000.00	3.25	Actual/Actual	20/03/2050	30	---	20/03	3.25	1	GGB-FXD-200350-30Y-3.250-1.000	---	---	---	---	---	---	---	---	---
4,500,000	1,000.00	3.63	Actual/Actual	15/06/2035	10	---	15/06	3.63	1	GGB-FXD-150635-10Y-3.625-1000.00	---	---	---	---	---	---	---	---	---
3,924,361	1,000.00	2.00	Actual/Actual	22/04/2027	7	---	22/04	2.00	1	GGB-FXD-220427-07Y-2.000-1.000	---	---	---	---	---	---	99.9000	B	22/04/2020
2,298,012	1,000.00	1.88	Actual/Actual	23/07/2026	7	---	23/07	1.88	1	GGB-FXD-230726-07Y-1.875-1.000	---	---	---	---	---	---	---	---	---
4,900,000	1,000.00	4.25	Actual/Actual	15/06/2033	10	---	15/06	4.25	1	GGB-FXD-150633-10Y-4.250-1.000	---	---	---	---	---	---	---	---	---

Government Bonds Notes

Transactions Volume = (Pieces) * (Nominal Price). Transactions Value = (Pieces) * (Nominal Price) * (price %) + (Accrued interest).

The Value of current coupon for the issues with NV 0.01 euro refers to NV 100 euros

FLR: Floating Interest Rate.

[1] - The Expiration Date of the interest bearing period and the Date for coupon payment.

Government Bonds

Number Listed Bonds	Nominal price	Today's Rate	Accrued Interest Calc	Exp. Date [1]	Duration (years)	Note	Coupons Date	Curr. coupon value	Trading Unit	Government Bonds	Price min	Price max	Closing price	Previous closing price/date	Volume	Transactions Value	Price	Last order Buy / Sell	Date
3,500,000	1,000.00	1.88	Actual/Actual	24/01/2052	30	---	24/01	1.88	1	GGB-FXD-240152-30Y-1.875-1.000	---	---	---	---	---	---	---	---	---
3,700,000	1,000.00	1.75	Actual/Actual	18/06/2032	10	---	18/06	1.75	1	GGB-FXD-180632-10Y-1.750-1.000	---	---	---	---	---	---	---	---	---
2,200,000	1,000.00	1.13	FLR Actual/360	15/12/2027	5	---	- 15/03 - 15/09 -	---	1	GGB-FLT-151227-05Y-1.130-1.000	---	---	---	---	---	---	102.1600	B	30/12/2022

Government Bonds Notes

Transactions Volume = (Pieces) * (Nominal Price). Transactions Value = (Pieces) * (Nominal Price) * (price %) + (Accrued interest).

The Value of current coupon for the issues with NV 0.01 euro refers to NV 100 euros

FLR: Floating Interest Rate.

[1] - The Expiration Date of the interest bearing period and the Date for coupon payment.

Treasury Bills & Zero Coupon Government Bonds

Issue Date	13-Week Maturity									26-Week Maturity									52-Week Maturity								
	Exp. Date	Initial Rate	Num Listed Bonds	Nominal price	Issue price	Last Trade Price	Last Trade Date	Volume Traded	Note	Exp. Date	Initial Rate	Num Listed Bonds	Nominal price	Issue price	Last Trade Price	Last Trade Date	Volume Traded	Note	Exp. Date	Initial Rate	Num Listed Bonds	Nominal price	Issue price	Last Trade Price	Last Trade Date	Volume Traded	Note
06/06/2025	---	---	---	---	---	---	---	---	---	---	---	---	---	---	---	---	---	---	06/06/2026	1.84	600,000	1,000.00	981.74	---	---	---	---
05/09/2025	---	---	---	---	---	---	---	---	---	---	---	---	---	---	---	---	---	---	04/09/2026	1.97	600,000	1,000.00	0.00	---	---	---	---
05/12/2025	---	---	---	---	---	---	---	---	---	---	---	---	---	---	---	---	---	---	04/12/2026	2.03	600,000	1,000.00	997.90	---	---	---	---
06/03/2026	---	---	---	---	---	---	---	---	---	---	---	---	---	---	---	---	---	---	05/03/2027	1.97	500,000	1,000.00	980.45	---	---	---	---

Bonds in Circulation	Currency / Min nominal traded Value	Coupons Payment Date	Current Coupon Value	Note	Coupon	Trading Unit	Issue Date	Duration (years)	Today's Interest	A.I.C in days	Bonds	Last price of previous days		Last Outcry in Cash (euro)			Trades in Pieces	Life min	Life Max
												Price	Buy / Sell	Price	Buy / Sell	Date			
Corporate Bonds in Foreign Currency and Euro																			
103,746	GBP / 10	01/12	0.25	---	67	1	01/12/1930	98	2.5	360	National Mortgage Bank	2.27	05/02/1996	2.27	S	05/02/1996	---	2.27	2.27
0	GBP / 10	01/12	0.25	---	69	1	01/12/1928	100	2.5	360	National Mortgage Bank	---	---	---	---	---	---	---	---

Government Bonds Notes

A.I.C: Accrued Interest Calculation base.

FLR: Floating Interest Rate.

The minimum tradeable Nominal Value for all Demeterialised Government Titles is 100 Euros.

(μτφρ-0)

Underlying Asset				Derivatives Market													
Price max	Price min	Closing price	change	Delivery Month	Open price	Price max	Price min	Last price	Closing price	Last Bid	Last Ask	Fixing price*	Life high	Life low	Trades	Volume	Open Interest
FTSE/Athex Large Cap				(Trade Unit: 1 Index Point x 2E, Cash Settlement)													
5,364.26	5,057.48	5,330.36	1.92%	April 2026	5,150.00	5,400.00	5,055.50	5,350.00	5,350.00	---	---	---	5,883.25	---	498	2,097	5,796
				May 2026	5,100.50	5,344.25	5,060.00	5,332.25	5,332.25	---	---	---	5,447.50	---	16	119	158
				June 2026	---	---	---	---	5,256.25	---	---	---	---	---	---	---	---
				September 2026	---	---	---	---	5,282.75	---	---	---	---	---	---	---	---
				December 2026	---	---	---	---	5,309.25	---	---	---	---	---	---	---	---
				March 2027	---	---	---	---	5,335.75	---	---	---	---	---	---	---	---
FTSE/Athex Banks				(Trade Unit: 1 Index Point x 15E, Cash Settlement)													
2,331.75	2,143.30	2,303.38	3.42%	June 2026	2,138.00	2,307.00	2,130.00	2,294.00	2,294.00	---	---	---	2,338.00	---	39	153	2,968
				September 2026	---	---	---	---	2,249.75	---	---	---	---	---	---	---	---
				December 2026	---	---	---	---	2,261.00	---	---	---	---	---	---	---	---
				March 2027	---	---	---	---	2,272.25	---	---	---	---	---	---	---	---
MSCI GREECE REBASED				(Trade Unit: 1 Index Point x 2E, Cash Settlement)													
8,354.49	7,755.87	8,253.15	2.67%	April 2026	---	---	---	---	7,965.50	---	---	---	9,279.50	---	---	---	---
				May 2026	---	---	---	---	8,063.75	---	---	---	---	---	---	---	---
				June 2026	---	---	---	---	8,079.25	---	---	---	---	---	---	---	---
				July 2026	---	---	---	---	8,091.75	---	---	---	---	---	---	---	---
				August 2026	---	---	---	---	8,107.50	---	---	---	---	---	---	---	---
				September 2026	---	---	---	---	8,120.00	---	---	---	---	---	---	---	---
				December 2026	---	---	---	---	8,160.50	---	---	---	---	---	---	---	---
				March 2027	---	---	---	---	8,201.25	---	---	---	---	---	---	---	---

Derivatives notes - <https://www.athexgroup.gr/en/market-data/statistics/eod-closing-prices/>

Fixing prices and final open positions can be retrieved from the following path <http://www.athexgroup.gr/en/market-data/statistics/eod-closing-prices>

Underlying Asset				Derivatives Market													
Price max	Price min	Closing price	change	Delivery Month	Open price	Price max	Price min	Last price	Closing price	Last Bid	Last Ask	Fixing price*	Life high	Life low	Trades	Volume	Open Interest
ADMIE (IPTO) HOLDING S.A. (CR)				(Contract Size: 100 Securities, Physical Delivery)													
2.885	2.76	2.82	-0.88%	June 2026	2.87	2.87	2.87	2.87	2.87	---	---	---	2.92	---	1	10	8,621
				September 2026	---	---	---	---	2.87	---	---	---	---	---	---	---	---
				December 2026	---	---	---	---	2.89	---	---	---	---	---	---	---	---
				March 2027	---	---	---	---	2.90	---	---	---	---	---	---	---	---
AEGEAN AIRLINES (CR)				(Contract Size: 100 Securities, Physical Delivery)													
12.28	11.46	12	0.00%	June 2026	10.84	11.46	10.70	11.18	11.18	---	---	---	15.15	---	52	171	2,615
				September 2026	---	---	---	---	12.12	---	---	---	---	---	---	---	---
				December 2026	---	---	---	---	12.18	---	---	---	---	---	---	---	---
				March 2027	---	---	---	---	12.24	---	---	---	---	---	---	---	---
AKTOR S.A. HOLDING CO. (CR)				(Contract Size: 100 Securities, Physical Delivery)													
10.44	9.74	10.3	0.98%	June 2026	9.98	10.49	9.80	10.22	10.22	---	---	---	10.83	---	49	740	94,451
				September 2026	---	---	---	---	10.30	---	---	---	---	---	---	---	---
				December 2026	---	---	---	---	10.35	---	---	---	---	---	---	---	---
				March 2027	---	---	---	---	10.41	---	---	---	---	---	---	---	---
Allwyn AG (CR)				(Contract Size: 100 Securities, Physical Delivery)													
15.02	14.05	14.48	0.14%	June 2026	13.40	14.21	13.28	14.00	14.00	---	---	---	15.54	---	64	266	5,068
				September 2026	---	---	---	---	14.61	---	---	---	---	---	---	---	---
				December 2026	---	---	---	---	14.68	---	---	---	---	---	---	---	---
				March 2027	---	---	---	---	14.75	---	---	---	---	---	---	---	---
ALPHA BANK (CR)				(Contract Size: 100 Securities, Physical Delivery)													
3.29	2.95	3.255	5.34%	June 2026	3.03	3.30	2.96	3.27	3.27	---	---	---	4.50	---	895	22,001	60,432
				September 2026	---	---	---	---	3.12	---	---	---	---	---	---	---	---
				December 2026	---	---	---	---	3.14	---	---	---	---	---	---	---	---
				March 2027	---	---	---	---	3.15	---	---	---	---	---	---	---	---
ATHENS INTL AIRPORT (CR)				(Contract Size: 100 Securities, Physical Delivery)													
10.84	10.3	10.84	2.85%	June 2026	9.81	9.83	9.74	9.74	9.74	---	---	---	11.47	---	4	8	217
				September 2026	---	---	---	---	10.65	---	---	---	---	---	---	---	---
				December 2026	---	---	---	---	10.70	---	---	---	---	---	---	---	---
				March 2027	---	---	---	---	10.75	---	---	---	---	---	---	---	---
AUTOHELLAS SA (CR)				(Contract Size: 100 Securities, Physical Delivery)													
11.28	10.8	11.1	1.83%	June 2026	---	---	---	---	10.21	---	---	---	11.05	---	---	---	122
				September 2026	---	---	---	---	11.01	---	---	---	---	---	---	---	---
				December 2026	---	---	---	---	11.07	---	---	---	---	---	---	---	---
				March 2027	---	---	---	---	11.12	---	---	---	---	---	---	---	---

Derivatives notes - <https://www.athexgroup.gr/en/market-data/statistics/eod-closing-prices/>

Fixing prices and final open positions can be retrieved from the following path <http://www.athexgroup.gr/en/market-data/statistics/eod-closing-prices>

Underlying Asset				Derivatives Market													
Price max	Price min	Closing price	change	Delivery Month	Open price	Price max	Price min	Last price	Closing price	Last Bid	Last Ask	Fixing price*	Life high	Life low	Trades	Volume	Open Interest
AVAX S.A. (CR)				(Contract Size: 100 Securities, Physical Delivery)													
3.125	2.91	3.11	1.14%	June 2026	2.93	3.14	2.91	3.14	3.14	---	---	---	3.24	---	20	97	2,172
				September 2026	---	---	---	---	3.11	---	---	---	---	---	---	---	---
				December 2026	---	---	---	---	3.12	---	---	---	---	---	---	---	---
				March 2027	---	---	---	---	3.14	---	---	---	---	---	---	---	---
BALLY'S INTRALOT (CR)				(Contract Size: 100 Securities, Physical Delivery)													
0.899	0.827	0.898	4.91%	June 2026	0.839	0.921	0.830	0.921	0.921	---	---	---	1.10	---	109	6,079	1,243,815
				September 2026	---	---	---	---	0.865	---	---	---	---	---	---	---	---
				December 2026	---	---	---	---	0.869	---	---	---	---	---	---	---	---
				March 2027	---	---	---	---	0.873	---	---	---	---	---	---	---	---
BANK OF CYPRUS (CR)				(Contract Size: 100 Securities, Physical Delivery)													
8.78	8.18	8.6	0.70%	June 2026	7.91	8.26	7.89	8.12	8.12	---	---	---	9.07	---	45	544	1,005
				September 2026	---	---	---	---	8.63	---	---	---	---	---	---	---	---
				December 2026	---	---	---	---	8.67	---	---	---	---	---	---	---	---
				March 2027	---	---	---	---	8.71	---	---	---	---	---	---	---	---
CC HBC AG (CR)				(Contract Size: 100 Securities, Physical Delivery)													
49.6	47.38	49.48	2.06%	June 2026	47.08	48.22	47.08	47.80	47.80	---	---	---	52.01	---	10	34	69
				September 2026	---	---	---	---	48.97	---	---	---	---	---	---	---	---
				December 2026	---	---	---	---	49.22	---	---	---	---	---	---	---	---
				March 2027	---	---	---	---	49.46	---	---	---	---	---	---	---	---
CENERGY HOLDINGS (CB)				(Contract Size: 100 Securities, Physical Delivery)													
18.08	16.7	17.9	2.29%	June 2026	17.02	18.23	16.75	18.10	18.10	---	---	---	21.05	---	69	389	3,523
				September 2026	---	---	---	---	17.68	---	---	---	---	---	---	---	---
				December 2026	---	---	---	---	17.77	---	---	---	---	---	---	---	---
				March 2027	---	---	---	---	17.85	---	---	---	---	---	---	---	---
CrediaBank (CR)				(Contract Size: 100 Securities, Physical Delivery)													
1.39	1.27	1.344	-4.00%	June 2026	1.25	1.29	1.20	1.27	1.27	---	---	---	1.38	---	274	3,504	16,695
				September 2026	---	---	---	---	1.41	---	---	---	---	---	---	---	---
				December 2026	---	---	---	---	1.42	---	---	---	---	---	---	---	---
				March 2027	---	---	---	---	1.43	---	---	---	---	---	---	---	---
ELLAKTOR (CR)				(Contract Size: 100 Securities, Physical Delivery)													
1.28	1.212	1.268	1.28%	June 2026	1.16	1.24	1.16	1.21	1.21	---	---	---	1.34	---	5	9	1,525
				September 2026	---	---	---	---	1.26	---	---	---	---	---	---	---	---
				December 2026	---	---	---	---	1.27	---	---	---	---	---	---	---	---
				March 2027	---	---	---	---	1.28	---	---	---	---	---	---	---	---

Derivatives notes - <https://www.athexgroup.gr/en/market-data/statistics/eod-closing-prices/>

Fixing prices and final open positions can be retrieved from the following path <http://www.athexgroup.gr/en/market-data/statistics/eod-closing-prices>

Underlying Asset				Derivatives Market													
Price max	Price min	Closing price	change	Delivery Month	Open price	Price max	Price min	Last price	Closing price	Last Bid	Last Ask	Fixing price*	Life high	Life low	Trades	Volume	Open Interest
ELVALHALCOR (CR)				(Contract Size: 100 Securities, Physical Delivery)													
3.6	3.21	3.455	-1.29%	June 2026	3.36	3.56	3.26	3.45	3.45	---	---	---	4.03	---	50	224	3,170
				September 2026	---	---	---	---	3.54	---	---	---	---	---	---	---	---
				December 2026	---	---	---	---	3.55	---	---	---	---	---	---	---	---
				March 2027	---	---	---	---	3.57	---	---	---	---	---	---	---	---
EUROBANK (CR)				(Contract Size: 100 Securities, Physical Delivery)													
3.484	3.162	3.424	3.07%	June 2026	3.23	3.42	3.13	3.39	3.39	---	---	---	3.90	---	295	6,901	28,096
				September 2026	---	---	---	---	3.36	---	---	---	---	---	---	---	---
				December 2026	---	---	---	---	3.37	---	---	---	---	---	---	---	---
				March 2027	---	---	---	---	3.39	---	---	---	---	---	---	---	---
EYDAP S.A. (CR)				(Contract Size: 100 Securities, Physical Delivery)													
9.31	8.81	9.3	1.64%	June 2026	9.01	9.33	8.83	9.33	9.33	---	---	---	9.41	---	70	286	12,930
				September 2026	---	---	---	---	9.24	---	---	---	---	---	---	---	---
				December 2026	---	---	---	---	9.29	---	---	---	---	---	---	---	---
				March 2027	---	---	---	---	9.34	---	---	---	---	---	---	---	---
FOURLIS (CR)				(Contract Size: 100 Securities, Physical Delivery)													
4.395	4.26	4.395	0.34%	June 2026	4.31	4.39	4.29	4.39	4.39	---	---	---	4.64	---	11	36	5,289
				September 2026	---	---	---	---	4.42	---	---	---	---	---	---	---	---
				December 2026	---	---	---	---	4.45	---	---	---	---	---	---	---	---
				March 2027	---	---	---	---	4.47	---	---	---	---	---	---	---	---
GEK TERNA (CR)				(Contract Size: 100 Securities, Physical Delivery)													
35.4	32.28	35.16	4.27%	June 2026	32.80	35.50	32.40	35.30	35.30	---	---	---	37.20	---	58	191	6,152
				September 2026	---	---	---	---	34.06	---	---	---	---	---	---	---	---
				December 2026	---	---	---	---	34.23	---	---	---	---	---	---	---	---
				March 2027	---	---	---	---	34.40	---	---	---	---	---	---	---	---
HELLENIC EXCHANGES-A.S.E. (CR)				(Contract Size: 100 Securities, Physical Delivery)													
7.1	6.9	7	0.00%	June 2026	6.89	6.95	6.89	6.95	6.95	---	---	---	7.14	---	6	30	429
				September 2026	---	---	---	---	7.07	---	---	---	---	---	---	---	---
				December 2026	---	---	---	---	7.11	---	---	---	---	---	---	---	---
				March 2027	---	---	---	---	7.14	---	---	---	---	---	---	---	---
HELLENiQ ENERGY (CR)				(Contract Size: 100 Securities, Physical Delivery)													
9.875	9.29	9.69	-2.91%	June 2026	9.94	9.94	9.33	9.72	9.72	---	---	---	10.55	---	121	467	4,781
				September 2026	---	---	---	---	10.08	---	---	---	---	---	---	---	---
				December 2026	---	---	---	---	10.13	---	---	---	---	---	---	---	---
				March 2027	---	---	---	---	10.18	---	---	---	---	---	---	---	---

Derivatives notes - <https://www.athexgroup.gr/en/market-data/statistics/eod-closing-prices/>

Fixing prices and final open positions can be retrieved from the following path <http://www.athexgroup.gr/en/market-data/statistics/eod-closing-prices>

Underlying Asset				Derivatives Market													
Price max	Price min	Closing price	change	Delivery Month	Open price	Price max	Price min	Last price	Closing price	Last Bid	Last Ask	Fixing price*	Life high	Life low	Trades	Volume	Open Interest
INTRACOM HOLDINGS (CR)																	
(Contract Size: 100 Securities, Physical Delivery)																	
2.95	2.76	2.94	2.08%	June 2026	2.80	2.96	2.75	2.93	2.93	---	---	---	3.19	---	80	400	10,887
---	---	---	---	September 2026	---	---	---	---	2.91	---	---	---	---	---	---	---	---
---	---	---	---	December 2026	---	---	---	---	2.92	---	---	---	---	---	---	---	---
---	---	---	---	March 2027	---	---	---	---	2.94	---	---	---	---	---	---	---	---
JUMBO SA (CR)																	
(Contract Size: 100 Securities, Physical Delivery)																	
22.98	21.82	22.42	-2.44%	June 2026	22.04	23.05	21.60	23.05	23.05	---	---	---	25.68	---	29	47	3,756
---	---	---	---	September 2026	---	---	---	---	23.21	---	---	---	---	---	---	---	---
---	---	---	---	December 2026	---	---	---	---	23.33	---	---	---	---	---	---	---	---
---	---	---	---	March 2027	---	---	---	---	23.44	---	---	---	---	---	---	---	---
LAMDA DEVELOPMENT SA (CR)																	
(Contract Size: 100 Securities, Physical Delivery)																	
6.16	5.94	6.05	-1.14%	June 2026	6.00	6.20	5.98	6.18	6.18	---	---	---	7.09	---	145	1,107	17,252
---	---	---	---	September 2026	---	---	---	---	6.18	---	---	---	---	---	---	---	---
---	---	---	---	December 2026	---	---	---	---	6.21	---	---	---	---	---	---	---	---
---	---	---	---	March 2027	---	---	---	---	6.24	---	---	---	---	---	---	---	---
METLEN PLC (CR)																	
(Contract Size: 100 Securities, Physical Delivery)																	
36.4	34.1	36	1.52%	June 2026	34.75	36.48	34.46	36.15	36.15	---	---	---	47.90	---	147	470	11,381
---	---	---	---	September 2026	---	---	---	---	35.82	---	---	---	---	---	---	---	---
---	---	---	---	December 2026	---	---	---	---	36.00	---	---	---	---	---	---	---	---
---	---	---	---	March 2027	---	---	---	---	36.18	---	---	---	---	---	---	---	---
MIG (CR)																	
(Contract Size: 100 Securities, Physical Delivery)																	
3.06	3.04	3.06	-1.29%	June 2026	---	---	---	---	3.16	---	---	---	3.43	---	---	---	143
---	---	---	---	September 2026	---	---	---	---	3.13	---	---	---	---	---	---	---	---
---	---	---	---	December 2026	---	---	---	---	3.15	---	---	---	---	---	---	---	---
---	---	---	---	March 2027	---	---	---	---	3.16	---	---	---	---	---	---	---	---
MOTOR OIL (CR)																	
(Contract Size: 100 Securities, Physical Delivery)																	
38.78	37.48	37.7	-3.63%	June 2026	38.44	38.60	37.64	37.74	37.74	---	---	---	39.66	---	33	67	247
---	---	---	---	September 2026	---	---	---	---	39.52	---	---	---	---	---	---	---	---
---	---	---	---	December 2026	---	---	---	---	39.71	---	---	---	---	---	---	---	---
---	---	---	---	March 2027	---	---	---	---	39.91	---	---	---	---	---	---	---	---
NATIONAL BANK (CR)																	
(Contract Size: 100 Securities, Physical Delivery)																	
13.49	12.06	13.025	3.37%	June 2026	12.12	13.25	12.00	12.87	12.87	---	---	---	15.76	---	228	2,091	12,584
---	---	---	---	September 2026	---	---	---	---	12.73	---	---	---	---	---	---	---	---
---	---	---	---	December 2026	---	---	---	---	12.79	---	---	---	---	---	---	---	---
---	---	---	---	March 2027	---	---	---	---	12.85	---	---	---	---	---	---	---	---

Derivatives notes - <https://www.athexgroup.gr/en/market-data/statistics/eod-closing-prices/>

Fixing prices and final open positions can be retrieved from the following path <http://www.athexgroup.gr/en/market-data/statistics/eod-closing-prices>

Underlying Asset				Derivatives Market													
Price max	Price min	Closing price	change	Delivery Month	Open price	Price max	Price min	Last price	Closing price	Last Bid	Last Ask	Fixing price*	Life high	Life low	Trades	Volume	Open Interest
OPTIMA BANK (CR)				(Contract Size: 100 Securities, Physical Delivery)													
8.72	7.93	8.54	3.64%	June 2026	7.94	8.72	7.94	8.61	8.61	---	---	---	9.40	---	20	64	426
				September 2026	---	---	---	---	8.32	---	---	---	---	---	---	---	---
				December 2026	---	---	---	---	8.36	---	---	---	---	---	---	---	---
				March 2027	---	---	---	---	8.41	---	---	---	---	---	---	---	---
OTE (CR)				(Contract Size: 100 Securities, Physical Delivery)													
16.84	16.13	16.54	0.36%	June 2026	16.40	16.81	16.12	16.81	16.81	---	---	---	17.66	---	16	45	1,033
				September 2026	---	---	---	---	16.65	---	---	---	---	---	---	---	---
				December 2026	---	---	---	---	16.73	---	---	---	---	---	---	---	---
				March 2027	---	---	---	---	16.81	---	---	---	---	---	---	---	---
P.P.A. S.A. (CR)				(Contract Size: 100 Securities, Physical Delivery)													
36.7	35.4	35.4	-1.94%	June 2026	36.18	36.18	36.18	36.18	36.18	---	---	---	38.56	---	1	1	46
				September 2026	---	---	---	---	36.47	---	---	---	---	---	---	---	---
				December 2026	---	---	---	---	36.65	---	---	---	---	---	---	---	---
				March 2027	---	---	---	---	36.83	---	---	---	---	---	---	---	---
PIRAEUS BANK (CR)				(Contract Size: 100 Securities, Physical Delivery)													
7.3	6.53	7.1	3.65%	June 2026	6.80	7.29	6.60	7.13	7.13	---	---	---	8.90	---	942	13,411	50,935
				September 2026	---	---	---	---	6.92	---	---	---	---	---	---	---	---
				December 2026	---	---	---	---	6.95	---	---	---	---	---	---	---	---
				March 2027	---	---	---	---	6.99	---	---	---	---	---	---	---	---
PPC (CR)				(Contract Size: 100 Securities, Physical Delivery)													
18.62	17.54	18.46	0.99%	June 2026	18.10	18.77	17.64	18.57	18.57	---	---	---	18.90	---	161	816	18,050
				September 2026	---	---	---	---	18.46	---	---	---	---	---	---	---	---
				December 2026	---	---	---	---	18.56	---	---	---	---	---	---	---	---
				March 2027	---	---	---	---	18.65	---	---	---	---	---	---	---	---
QUEST HOLDINGS (CR)				(Contract Size: 100 Securities, Physical Delivery)													
6.36	6.07	6.34	3.09%	June 2026	6.18	6.18	6.18	6.18	6.18	---	---	---	6.57	---	1	2	204
				September 2026	---	---	---	---	6.21	---	---	---	---	---	---	---	---
				December 2026	---	---	---	---	6.24	---	---	---	---	---	---	---	---
				March 2027	---	---	---	---	6.27	---	---	---	---	---	---	---	---
TITAN (CB)				(Contract Size: 100 Securities, Physical Delivery)													
45.8	42.6	45.25	0.89%	June 2026	44.04	45.08	43.13	45.08	45.08	---	---	---	46.61	---	13	35	470
				September 2026	---	---	---	---	45.30	---	---	---	---	---	---	---	---
				December 2026	---	---	---	---	45.53	---	---	---	---	---	---	---	---
				March 2027	---	---	---	---	45.76	---	---	---	---	---	---	---	---

Derivatives notes - <https://www.athexgroup.gr/en/market-data/statistics/eod-closing-prices/>

Fixing prices and final open positions can be retrieved from the following path <http://www.athexgroup.gr/en/market-data/statistics/eod-closing-prices>

Underlying Asset				Derivatives Market											Open Interest		
Price max	Price min	Closing price	change	Delivery Month	Open price	Price max	Price min	Last price	Closing price	Last Bid	Last Ask	Fixing price*	Life high	Life low	Trades	Volume	Open Interest
VIOHALCO SA/NV (CB)				(Contract Size: 100 Securities, Physical Delivery)													
13.02	12	12.98	0.62%	June 2026	12.79	13.02	12.20	12.91	12.91	---	---	---	14.85	---	118	565	2,325
				September 2026	---	---	---	---	13.03	---	---	---	---	---	---	---	---
				December 2026	---	---	---	---	13.10	---	---	---	---	---	---	---	---
				March 2027	---	---	---	---	13.16	---	---	---	---	---	---	---	---

Derivatives notes - <https://www.athexgroup.gr/en/market-data/statistics/eod-closing-prices/>

Fixing prices and final open positions can be retrieved from the following path <http://www.athexgroup.gr/en/market-data/statistics/eod-closing-prices>

FTSE/Athex Large Cap

(Trade Unit: 1 Index Point x 2€ - Exercise Style: European, Cash Settlement)

Exerise Price	Call Options														Put Options														Exerise Price				
	April 2026							May 2026							Other Months		April 2026							May 2026							Other Months		
	Open price	Price max	Price min	Last price	Closing price	Volume	Open Interest	Open price	Price max	Price min	Last price	Closing price	Volume	Open Interest	Volume	Open Interest	Open price	Price max	Price min	Last price	Closing price	Volume	Open Interest	Open price	Price max	Price min	Last price	Closing price		Volume	Open Interest	Volume	Open Interest
4,000	-	-	-	-	-	-	-	-	-	-	-	-	-	-	-	-	-	-	-	-	-	-	-	-	-	-	-	-	-	-	-	4,000	
4,100	-	-	-	-	-	-	-	-	-	-	-	-	-	-	-	-	-	-	-	-	-	-	-	-	-	-	-	-	-	-	-	4,100	
4,200	-	-	-	-	-	-	-	-	-	-	-	-	-	-	-	-	-	-	-	-	-	-	-	-	-	-	-	-	-	-	-	4,200	
4,300	-	-	-	-	-	-	-	-	-	-	-	-	-	-	-	-	-	-	-	-	-	-	-	-	-	-	-	-	-	-	-	4,300	
4,400	-	-	-	-	-	-	-	-	-	-	-	-	-	-	-	-	-	-	-	-	-	-	-	-	-	-	-	-	-	-	-	4,400	
4,450	-	-	-	-	-	-	-	-	-	-	-	-	-	-	-	-	-	-	-	-	-	-	-	-	-	-	-	-	-	-	-	4,450	
4,500	-	-	-	-	-	-	-	-	-	-	-	-	-	-	-	-	-	-	-	-	-	-	-	-	-	-	-	-	-	-	-	4,500	
4,550	-	-	-	-	-	-	-	-	-	-	-	-	-	-	-	-	-	-	-	-	-	-	-	-	-	-	-	-	-	-	-	4,550	
4,600	-	-	-	-	-	-	-	-	-	-	-	-	-	-	-	-	-	-	-	-	-	-	-	-	-	-	-	-	-	-	-	4,600	
4,650	-	-	-	-	-	-	-	-	-	-	-	-	-	-	-	-	-	-	-	-	-	-	-	-	-	-	-	-	-	-	-	4,650	
4,700	-	-	-	-	-	-	-	-	-	-	-	-	-	-	-	-	-	-	-	-	-	-	-	-	-	-	-	-	-	-	-	4,700	
4,750	0.00	0.00	0.00	-	517.00	-	-	0.00	0.00	0.00	-	553.00	-	-	-	0.00	0.00	0.00	-	30.00	-	-	0.00	0.00	0.00	-	80.50	-	-	-	4,750		
4,800	0.00	0.00	0.00	-	475.00	-	-	0.00	0.00	0.00	-	516.00	-	-	-	0.00	0.00	0.00	-	37.75	-	-	0.00	0.00	0.00	-	93.50	-	-	-	4,800		
4,850	0.00	0.00	0.00	-	435.00	-	-	0.00	0.00	0.00	-	480.00	-	-	-	0.00	0.00	0.00	-	47.25	-	-	0.00	0.00	0.00	-	108.00	-	-	-	4,850		
4,900	0.00	0.00	0.00	-	396.00	-	-	0.00	0.00	0.00	-	446.00	-	-	-	0.00	0.00	0.00	-	58.50	-	-	0.00	0.00	0.00	-	123.00	-	-	-	4,900		
4,950	0.00	0.00	0.00	-	359.00	-	-	0.00	0.00	0.00	-	413.00	-	-	-	0.00	0.00	0.00	-	71.00	-	-	0.00	0.00	0.00	-	140.00	-	-	-	4,950		
5,000	0.00	0.00	0.00	-	324.00	-	-	0.00	0.00	0.00	-	382.00	-	-	-	0.00	0.00	0.00	-	86.00	-	-	0.00	0.00	0.00	-	159.00	-	-	-	5,000		
5,050	230.00	230.00	230.00	230.00	230.00	30	-	274.00	286.00	263.00	286.00	286.00	60	-	-	170.00	230.00	170.00	176.00	176.00	100	-	251.00	264.00	238.00	238.00	238.00	90	-	-	5,050		
5,100	202.00	202.00	202.00	202.00	202.00	30	-	262.00	262.00	262.00	262.00	262.00	30	-	-	202.00	202.00	202.00	202.00	202.00	30	-	261.00	261.00	261.00	261.00	261.00	30	-	-	5,100		
5,150	177.00	177.00	177.00	177.00	177.00	30	-	236.00	236.00	236.00	236.00	236.00	30	-	-	0.00	177.00	0.00	-	142.00	-	15	288.00	288.00	288.00	288.00	288.00	30	-	-	5,150		
5,200	0.00	0.00	0.00	-	203.00	-	20	0.00	0.00	0.00	-	272.00	-	-	-	0.00	0.00	0.00	-	166.00	-	1	0.00	0.00	0.00	-	248.00	-	-	-	5,200		
5,250	0.00	0.00	0.00	-	179.00	-	90	0.00	0.00	0.00	-	248.00	-	-	-	0.00	0.00	0.00	-	191.00	-	72	0.00	0.00	0.00	-	275.00	-	-	-	5,250		
5,300	0.00	0.00	0.00	-	156.00	-	-	0.00	0.00	0.00	-	226.00	-	-	-	172.00	0.00	172.00	172.00	172.00	30	62	0.00	0.00	0.00	-	302.00	-	-	-	5,300		
5,350	95.00	190.00	95.00	190.00	190.00	2	120	0.00	0.00	0.00	-	205.00	-	-	-	203.00	190.00	203.00	203.00	203.00	1	119	0.00	0.00	0.00	-	332.00	-	-	-	5,350		
5,400	150.00	150.00	150.00	150.00	150.00	1	61	0.00	0.00	0.00	-	186.00	-	-	-	0.00	150.00	0.00	-	279.00	-	31	0.00	0.00	0.00	-	362.00	-	-	-	5,400		
5,450	0.00	0.00	0.00	-	101.00	-	12	0.00	0.00	0.00	-	168.00	-	-	-	0.00	0.00	0.00	-	313.00	-	91	0.00	0.00	0.00	-	394.00	-	-	-	5,450		
5,500	0.00	0.00	0.00	-	86.50	-	95	0.00	0.00	0.00	-	152.00	-	-	-	0.00	0.00	0.00	-	348.00	-	91	0.00	0.00	0.00	-	427.00	-	-	-	5,500		
5,550	0.00	0.00	0.00	-	73.50	-	34	0.00	0.00	0.00	-	137.00	-	-	-	0.00	0.00	0.00	-	385.00	-	89	0.00	0.00	0.00	-	462.00	-	-	-	5,550		
5,600	0.00	0.00	0.00	-	62.00	-	35	0.00	0.00	0.00	-	123.00	-	-	-	0.00	0.00	0.00	-	424.00	-	2	0.00	0.00	0.00	-	498.00	-	-	-	5,600		
5,650	0.00	0.00	0.00	-	52.50	-	1	0.00	0.00	0.00	-	110.00	-	-	-	0.00	0.00	0.00	-	464.00	-	30	0.00	0.00	0.00	-	535.00	-	-	-	5,650		
5,700	0.00	0.00	0.00	-	43.75	-	5	0.00	0.00	0.00	-	98.00	-	-	-	0.00	0.00	0.00	-	505.00	-	90	0.00	0.00	0.00	-	573.00	-	-	-	5,700		
5,750	0.00	0.00	0.00	-	36.50	-	-	0.00	0.00	0.00	-	87.50	-	-	-	0.00	0.00	0.00	-	548.00	-	30	0.00	0.00	0.00	-	612.00	-	-	-	5,750		
5,800	0.00	0.00	0.00	-	30.00	-	81	0.00	0.00	0.00	-	78.00	-	-	-	0.00	0.00	0.00	-	591.00	-	61	0.00	0.00	0.00	-	653.00	-	-	-	5,800		
5,850	0.00	0.00	0.00	-	24.75	-	92	0.00	0.00	0.00	-	69.00	-	-	-	0.00	0.00	0.00	-	636.00	-	31	0.00	0.00	0.00	-	694.00	-	-	-	5,850		
5,900	15.00	20.00	10.00	20.00	20.00	5	60	0.00	0.00	0.00	-	61.00	-	-	-	0.00	20.00	0.00	-	681.00	-	30	0.00	0.00	0.00	-	736.00	-	-	-	5,900		
5,950	0.00	0.00	0.00	-	16.50	-	-	0.00	0.00	0.00	-	54.00	-	-	-	0.00	0.00	0.00	-	727.00	-	-	0.00	0.00	0.00	-	778.00	-	-	-	5,950		

FTSE/Athex Large Cap

(Trade Unit: 1 Index Point x 2€ - Exercise Style: European, Cash Settlement)

Call Options															Put Options																				
Exercise Price	April 2026						May 2026						Other Months		April 2026						May 2026						Other Months		Exercise Price						
	Open price	Price max	Price min	Last price	Closing price	Volume	Open Interest	Open price	Price max	Price min	Last price	Closing price	Volume	Open Interest	Volume	Open Interest	Open price	Price max	Price min	Last price	Closing price	Volume	Open Interest	Open price	Price max	Price min	Last price	Closing price		Volume	Open Interest	Volume	Open Interest		
6,000	0.00	0.00	0.00	-	13.50	-	-	0.00	0.00	0.00	-	47.50	-	-			0.00	0.00	0.00	-	774.00	-	-	0.00	0.00	0.00	-	822.00	-	-			6,000		
6,050	0.00	0.00	0.00	-	10.75	-	-	0.00	0.00	0.00	-	41.75	-	-			0.00	0.00	0.00	-	822.00	-	-	0.00	0.00	0.00	-	866.00	-	-			6,050		
6,100	0.00	0.00	0.00	-	8.70	-	-	0.00	0.00	0.00	-	36.75	-	-			0.00	0.00	0.00	-	869.00	-	-	0.00	0.00	0.00	-	911.00	-	-			6,100		
6,150	0.00	0.00	0.00	-	6.90	-	-	0.00	0.00	0.00	-	32.25	-	-			0.00	0.00	0.00	-	917.00	-	-	0.00	0.00	0.00	-	956.00	-	-			6,150		
6,200	0.00	0.00	0.00	-	5.50	-	-	0.00	0.00	0.00	-	28.00	-	-			0.00	0.00	0.00	-	966.00	-	-	0.00	0.00	0.00	-	1,002.00	-	-			6,200		
6,250	0.00	0.00	0.00	-	4.30	-	-	0.00	0.00	0.00	-	24.50	-	-			0.00	0.00	0.00	-	1,015.00	-	-	0.00	0.00	0.00	-	1,048.00	-	-			6,250		
6,300	0.00	0.00	0.00	-	3.40	-	-	0.00	0.00	0.00	-	21.25	-	-			0.00	0.00	0.00	-	1,064.00	-	-	0.00	0.00	0.00	-	1,094.00	-	-			6,300		
6,350	0.00	0.00	0.00	-	2.70	-	-	0.00	0.00	0.00	-	18.50	-	-			0.00	0.00	0.00	-	1,113.00	-	-	0.00	0.00	0.00	-	1,142.00	-	-			6,350		
6,400	0.00	0.00	0.00	-	2.10	-	-	-	-	-	-	-	-	-			0.00	0.00	0.00	-	1,162.00	-	-	-	-	-	-	-	-	-			6,400		
6,450	0.00	0.00	0.00	-	1.60	-	-	-	-	-	-	-	-	-			0.00	0.00	0.00	-	1,212.00	-	-	-	-	-	-	-	-	-			6,450		
6,500	0.00	0.00	0.00	-	1.20	-	-	-	-	-	-	-	-	-			0.00	0.00	0.00	-	1,261.00	-	-	-	-	-	-	-	-	-			6,500		
6,550	0.00	0.00	0.00	-	0.96	-	-	-	-	-	-	-	-	-			0.00	0.00	0.00	-	1,311.00	-	-	-	-	-	-	-	-	-			6,550		
6,600	0.00	0.00	0.00	-	0.73	-	-	-	-	-	-	-	-	-			0.00	0.00	0.00	-	1,361.00	-	-	-	-	-	-	-	-	-			6,600		
6,650	0.00	0.00	0.00	-	0.56	-	-	-	-	-	-	-	-	-			0.00	0.00	0.00	-	1,410.00	-	-	-	-	-	-	-	-	-			6,650		
Totals:						98	706							120	0	0	0							161	845							150	0	0	0
Number of Trades:						10							6	0							7							5	0						

Allwyn AG (CR)

(Contract Size: 100 Securities, Exercise Style: American, Physical Delivery)

Call Options														Put Options																		
April 2026							May 2026							Other Months		April 2026							May 2026							Other Months		Exercise Price
Open price	Price max	Price min	Last price	Closing price	Volume	Open Interest	Open price	Price max	Price min	Last price	Closing price	Volume	Open Interest	Volume	Open Interest	Open price	Price max	Price min	Last price	Closing price	Volume	Open Interest	Open price	Price max	Price min	Last price	Closing price	Volume	Open Interest	Volume	Open Interest	
9.500	0.000	0.000	0.000	4.97	-	-	0.000	0.000	0.000	0.000	0.001	-	-			0.000	0.000	0.000	0.001	-	-	0.000	0.000	0.000	0.000	0.001	-	-			0.095	
9.750	0.000	0.000	0.000	4.73	-	-	0.000	0.000	0.000	0.000	0.001	-	-			0.000	0.000	0.000	0.001	-	-	0.000	0.000	0.000	0.000	0.001	-	-			0.098	
10.000	0.000	0.000	0.000	4.48	-	-	0.000	0.000	0.000	0.000	0.001	-	-			0.000	0.000	0.000	0.001	-	-	0.000	0.000	0.000	0.000	0.001	-	-			0.100	
10.500	0.000	0.000	0.000	3.98	-	-	0.000	0.000	0.000	0.000	0.001	-	-			0.000	0.000	0.000	0.001	-	-	0.000	0.000	0.000	0.000	0.001	-	-			0.105	
11.000	0.000	0.000	0.000	3.48	-	-	0.000	0.000	0.000	0.000	0.001	-	-			0.000	0.000	0.000	0.001	-	-	0.000	0.000	0.000	0.000	0.001	-	-			0.110	
11.500	0.000	0.000	0.000	2.98	-	-	0.000	0.000	0.000	0.000	0.001	-	-			0.000	0.000	0.000	0.001	-	-	0.000	0.000	0.000	0.000	0.001	-	-			0.115	
12.000	0.000	0.000	0.000	2.48	-	-	0.000	0.000	0.000	0.000	0.001	-	-			0.000	0.000	0.000	0.002	-	-	0.000	0.000	0.000	0.000	0.001	-	-			0.120	
12.500	0.000	0.000	0.000	1.99	-	-	0.000	0.000	0.000	0.000	0.001	-	-			0.000	0.000	0.000	0.009	-	-	0.000	0.000	0.000	0.000	0.001	-	-			0.125	
13.000	0.000	0.000	0.000	1.51	-	-	0.000	0.000	0.000	0.000	0.001	-	-			0.000	0.000	0.000	0.033	-	-	0.000	0.000	0.000	0.000	0.001	-	-			0.130	
13.500	0.000	0.000	0.000	1.08	-	-	0.000	0.000	0.000	0.000	0.001	-	-			0.184	0.184	0.184	0.184	0.184	15	-	0.000	0.000	0.000	0.001	-	-			0.135	
14.000	0.000	0.000	0.000	0.710	-	-	0.000	0.000	0.000	0.000	0.001	-	-			0.000	0.000	0.000	0.229	-	45	0.700	0.700	0.700	0.700	0.700	5	0			0.140	
14.500	0.000	0.000	0.000	0.423	-	-	0.000	0.000	0.000	0.000	0.001	-	-			0.000	0.000	0.000	0.442	-	70	0.000	0.000	0.000	0.000	0.001	-	-			0.145	
15.000	0.000	0.000	0.000	0.229	-	15	0.000	0.000	0.000	0.000	0.001	-	-			0.000	0.000	0.000	0.749	-	90	0.000	0.000	0.000	0.000	0.001	-	-			0.150	
15.500	0.000	0.000	0.000	0.111	-	90	0.000	0.000	0.000	0.000	0.001	-	-			0.000	0.000	0.000	1.13	-	5	0.000	0.000	0.000	0.000	0.001	-	-			0.155	
16.000	0.000	0.000	0.000	0.048	-	-	0.000	0.000	0.000	0.000	0.001	-	-			0.000	0.000	0.000	1.57	-	-	0.000	0.000	0.000	0.000	0.001	-	-			0.160	
16.500	0.000	0.000	0.000	0.019	-	-	0.000	0.000	0.000	0.000	0.001	-	-			0.000	0.000	0.000	2.05	-	-	0.000	0.000	0.000	0.000	0.001	-	-			0.165	
17.000	0.000	0.000	0.000	0.007	-	-	0.000	0.000	0.000	0.000	0.001	-	-			0.000	0.000	0.000	2.54	-	-	0.000	0.000	0.000	0.000	0.001	-	-			0.170	
17.500	0.000	0.000	0.000	0.002	-	-	0.000	0.000	0.000	0.000	0.001	-	-			0.000	0.000	0.000	3.04	-	-	0.000	0.000	0.000	0.000	0.001	-	-			0.175	
18.000	0.000	0.000	0.000	0.001	-	-	0.000	0.000	0.000	0.000	0.001	-	-			0.000	0.000	0.000	3.54	-	-	0.000	0.000	0.000	0.000	0.001	-	-			0.180	
18.500	0.000	0.000	0.000	0.001	-	-	0.000	0.000	0.000	0.000	0.001	-	-			0.000	0.000	0.000	4.04	-	-	0.000	0.000	0.000	0.000	0.001	-	-			0.185	
19.000	0.000	0.000	0.000	0.001	-	-	0.000	0.000	0.000	0.000	0.001	-	-			0.000	0.000	0.000	4.54	-	50	0.000	0.000	0.000	0.000	0.001	-	-			0.190	
19.500	0.000	0.000	0.000	0.001	-	-	0.000	0.000	0.000	0.000	0.001	-	-			0.000	0.000	0.000	5.04	-	50	0.000	0.000	0.000	0.000	0.001	-	-			0.195	
20.000	0.000	0.000	0.000	0.001	-	-	0.000	0.000	0.000	0.000	0.001	-	-			0.000	0.000	0.000	5.54	-	-	0.000	0.000	0.000	0.000	0.001	-	-			0.200	
21.000	0.000	0.000	0.000	0.001	-	-	0.000	0.000	0.000	0.000	0.001	-	-			0.000	0.000	0.000	6.54	-	-	0.000	0.000	0.000	0.000	0.001	-	-			0.210	
22.000	0.000	0.000	0.000	0.001	-	-	0.000	0.000	0.000	0.000	0.001	-	-			0.000	0.000	0.000	7.54	-	-	0.000	0.000	0.000	0.000	0.001	-	-			0.220	
23.000	0.000	0.000	0.000	0.001	-	-	0.000	0.000	0.000	0.000	0.001	-	-			0.000	0.000	0.000	8.54	-	-	0.000	0.000	0.000	0.000	0.001	-	-			0.230	
24.000	0.000	0.000	0.000	0.001	-	-						-	-			0.000	0.000	0.000	9.54	-	-						-	-			0.240	
25.000	0.000	0.000	0.000	0.001	-	-						-	-			0.000	0.000	0.000	10.54	-	-						-	-			0.250	
26.000	0.000	0.000	0.000	0.001	-	-						-	-			0.000	0.000	0.000	11.54	-	-						-	-			0.260	
27.000					-	-						-	-								-	-						-	-			0.270
28.000					-	-						-	-								-	-						-	-			0.280
29.000					-	-						-	-								-	-						-	-			0.290
30.000					-	-						-	-								-	-						-	-			0.300
Totals:					0	105						0	0	0	0	0	310						5	0	0	0						
Number of Trades:					0							0		0			1.00						1		0							

ALPHA BANK (CR)

(Contract Size: 100 Securities, Exercise Style: American, Physical Delivery)

Call Options																	Put Options															
Exercise Price	April 2026						May 2026						Other Months		April 2026						May 2026						Other Months		Exercise Price			
	Open price	Price max	Price min	Last price	Closing price	Volume	Open Interest	Open price	Price max	Price min	Last price	Closing price	Volume	Open Interest	Volume	Open Interest	Open price	Price max	Price min	Last price	Closing price	Volume	Open Interest	Open price	Price max	Price min	Last price	Closing price		Volume	Open Interest	Volume
2.000						-	-						-	-								-	-									0.020
2.100	0.000	0.000	0.000		0.993	-	-	0.000	0.000	0.000		0.001	-	-			0.000	0.000	0.000		0.001	-	-	0.000	0.000	0.000		0.001	-	-		0.021
2.200	0.000	0.000	0.000		0.894	-	-	0.000	0.000	0.000		0.001	-	-			0.000	0.000	0.000		0.001	-	-	0.000	0.000	0.000		0.001	-	-		0.022
2.300	0.000	0.000	0.000		0.794	-	-	0.000	0.000	0.000		0.001	-	-			0.000	0.000	0.000		0.001	-	-	0.000	0.000	0.000		0.001	-	-		0.023
2.400	0.000	0.000	0.000		0.696	-	-	0.000	0.000	0.000		0.001	-	-			0.000	0.000	0.000		0.002	-	-	0.000	0.000	0.000		0.001	-	-		0.024
2.500	0.000	0.000	0.000		0.598	-	-	0.000	0.000	0.000		0.001	-	-			0.000	0.000	0.000		0.005	-	-	0.000	0.000	0.000		0.001	-	-		0.025
2.600	0.000	0.000	0.000		0.504	-	-	0.000	0.000	0.000		0.001	-	-			0.000	0.000	0.000		0.010	-	-	0.000	0.000	0.000		0.001	-	-		0.026
2.700	0.000	0.000	0.000		0.415	-	-	0.000	0.000	0.000		0.001	-	-			0.000	0.000	0.000		0.021	-	-	0.000	0.000	0.000		0.001	-	-		0.027
2.800	0.000	0.000	0.000		0.333	-	-	0.000	0.000	0.000		0.001	-	-			0.000	0.000	0.000		0.038	-	-	0.000	0.000	0.000		0.001	-	-		0.028
2.900	0.000	0.000	0.000		0.259	-	-	0.287	0.287	0.287	0.287	0.287	5	-			0.000	0.000	0.000		0.065	-	-	0.000	0.000	0.000		0.001	-	-		0.029
3.000	0.000	0.000	0.000		0.196	-	-	0.000	0.000	0.000		0.001	-	-			0.101	0.101	0.101	0.101	0.101	10	-	0.000	0.000	0.000		0.001	-	-		0.030
3.100	0.000	0.000	0.000		0.143	-	-	0.000	0.000	0.000		0.001	-	-			0.000	0.000	0.000		0.149	-	-	0.000	0.000	0.000		0.001	-	-		0.031
3.200	0.000	0.000	0.000		0.101	-	15	0.000	0.000	0.000		0.001	-	-			0.000	0.000	0.000		0.207	-	-	0.000	0.000	0.000		0.001	-	-		0.032
3.300	0.000	0.000	0.000		0.069	-	-	0.181	0.181	0.181	0.181	0.181	15	-			0.000	0.000	0.000		0.275	-	-	0.000	0.000	0.000		0.001	-	-		0.033
3.400	0.000	0.000	0.000		0.046	-	-	0.000	0.000	0.000		0.001	-	-			0.000	0.000	0.000		0.352	-	-	0.000	0.000	0.000		0.001	-	-		0.034
3.500	0.000	0.000	0.000		0.030	-	-	0.000	0.000	0.000		0.001	-	-			0.000	0.000	0.000		0.436	-	-	0.000	0.000	0.000		0.001	-	-		0.035
3.600	0.000	0.000	0.000		0.019	-	-	0.000	0.000	0.000		0.001	-	-			0.000	0.000	0.000		0.525	-	-	0.000	0.000	0.000		0.001	-	-		0.036
3.700	0.000	0.000	0.000		0.012	-	5	0.000	0.000	0.000		0.001	-	-			0.000	0.000	0.000		0.618	-	-	0.000	0.000	0.000		0.001	-	-		0.037
3.800	0.000	0.000	0.000		0.007	-	-	0.000	0.000	0.000		0.001	-	-			0.000	0.000	0.000		0.714	-	-	0.000	0.000	0.000		0.001	-	-		0.038
3.900	0.000	0.000	0.000		0.004	-	-	0.000	0.000	0.000		0.001	-	-			0.000	0.000	0.000		0.811	-	-	0.000	0.000	0.000		0.001	-	-		0.039
4.000	0.000	0.000	0.000		0.002	-	-	0.000	0.000	0.000		0.001	-	-			0.000	0.000	0.000		0.910	-	-	0.000	0.000	0.000		0.001	-	-		0.040
4.250	0.000	0.000	0.000		0.001	-	-	0.000	0.000	0.000		0.001	-	-			0.000	0.000	0.000		1.16	-	-	0.000	0.000	0.000		0.001	-	-		0.043
4.400						-	-						-	-								-	-									0.044
4.500	0.000	0.000	0.000		0.001	-	-	0.000	0.000	0.000		0.001	-	-			0.000	0.000	0.000		1.41	-	-	0.000	0.000	0.000		0.001	-	-		0.045
4.750	0.000	0.000	0.000		0.003	-	-	0.000	0.000	0.000		0.001	-	-			0.000	0.000	0.000		1.66	-	-	0.000	0.000	0.000		0.001	-	-		0.048
4.800						-	-						-	-								-	-									0.048
5.000	0.000	0.000	0.000		0.001	-	-	0.000	0.000	0.000		0.001	-	-			0.000	0.000	0.000		1.91	-	-	0.000	0.000	0.000		0.001	-	-		0.050
5.250	0.000	0.000	0.000		0.001	-	-	0.000	0.000	0.000		0.001	-	-			0.000	0.000	0.000		2.16	-	-	0.000	0.000	0.000		0.001	-	-		0.053
5.500	0.000	0.000	0.000		0.001	-	-	0.000	0.000	0.000		0.001	-	-			0.000	0.000	0.000		2.41	-	-	0.000	0.000	0.000		0.001	-	-		0.055
5.750	0.000	0.000	0.000		0.001	-	-	0.000	0.000	0.000		0.001	-	-			0.000	0.000	0.000		2.66	-	-	0.000	0.000	0.000		0.001	-	-		0.058
6.000	0.000	0.000	0.000		0.001	-	-						-	-			0.000	0.000	0.000		2.91	-	-					-	-			0.060
6.250	0.000	0.000	0.000		0.001	-	-						-	-			0.000	0.000	0.000		3.16	-	-					-	-			0.063
6.500	0.000	0.000	0.000		0.001	-	-						-	-			0.000	0.000	0.000		3.41	-	-					-	-			0.065
6.750	0.000	0.000	0.000		0.001	-	-						-	-			0.000	0.000	0.000		3.66	-	-					-	-			0.068
7.000	0.000	0.000	0.000		0.001	-	-						-	-			0.000	0.000	0.000		3.91	-	-					-	-			0.070

ALPHA BANK (CR)

(Contract Size: 100 Securities, Exercise Style: American, Physical Delivery)

	Call Options														Put Options																						
	April 2026							May 2026							Other Months		April 2026							May 2026							Other Months						
Exercise Price	Open price	Price max	Price min	Last price	Closing price	Volume	Open Interest	Open price	Price max	Price min	Last price	Closing price	Volume	Open Interest	Volume	Open Interest	Open price	Price max	Price min	Last price	Closing price	Volume	Open Interest	Open price	Price max	Price min	Last price	Closing price	Volume	Open Interest	Volume	Open Interest	Exercise Price				
Totals:						0	20						20	0	0	0						0	0						0	0	0	0					
Number of Trades:						0							2		0							1.00							0		0						

NATIONAL BANK (CR)

(Contract Size: 100 Securities, Exercise Style: American, Physical Delivery)

Call Options																	Put Options														
April 2026																	May 2026										Other Months				
Exercise Price	Open price	Price max	Price min	Last price	Closing price	Volume	Open Interest	Open price	Price max	Price min	Last price	Closing price	Volume	Open Interest	Volume	Open Interest	Open price	Price max	Price min	Last price	Closing price	Volume	Open Interest	Volume	Open Interest	Exercise Price					
8.250						-	-																				0.083				
8.400						-	-																				0.084				
8.500						-	-																				0.085				
8.750	0.000	0.000	0.000		3.86	-	-	0.000	0.000	0.000		0.001	-	-			0.000	0.000	0.000		0.001	-	-				0.088				
8.800						-	-																				0.088				
9.000	0.000	0.000	0.000		3.62	-	-	0.000	0.000	0.000		0.001	-	-			0.000	0.000	0.000		0.001	-	-				0.090				
9.200						-	-																				0.092				
9.250	0.000	0.000	0.000		3.37	-	-	0.000	0.000	0.000		0.001	-	-			0.000	0.000	0.000		0.001	-	-				0.093				
9.500	0.000	0.000	0.000		3.12	-	-	0.000	0.000	0.000		0.001	-	-			0.000	0.000	0.000		0.001	-	-				0.095				
9.600						-	-																				0.096				
9.750	0.000	0.000	0.000		2.87	-	-	0.000	0.000	0.000		0.001	-	-			0.000	0.000	0.000		0.001	-	-				0.098				
10.000	0.000	0.000	0.000		2.63	-	-	0.000	0.000	0.000		0.001	-	-			0.000	0.000	0.000		0.001	-	-				0.100				
10.500	0.000	0.000	0.000		2.16	-	-	0.000	0.000	0.000		0.001	-	-			0.000	0.000	0.000		0.001	-	-				0.105				
11.000	0.000	0.000	0.000		1.71	-	-	0.000	0.000	0.000		0.001	-	-			0.000	0.000	0.000		0.001	-	-				0.110				
11.500	0.000	0.000	0.000		1.31	-	-	0.000	0.000	0.000		0.001	-	-			0.000	0.000	0.000		0.001	-	-				0.115				
12.000	0.000	0.000	0.000		0.966	-	-	0.000	0.000	0.000		0.001	-	-			0.000	0.000	0.000		0.001	-	-				0.120				
12.500	0.000	0.000	0.000		0.679	-	-	0.000	0.000	0.000		0.001	-	-			0.000	0.000	0.000		0.001	-	-				0.125				
13.000	0.000	0.000	0.000		0.456	-	-	0.000	0.000	0.000		0.001	-	-			0.000	0.000	0.000		0.001	-	-				0.130				
13.500	0.000	0.000	0.000		0.292	-	30	0.800	0.800	0.800	0.800	0.800	35	-			0.000	0.000	0.000		0.001	-	-				0.135				
14.000	0.000	0.000	0.000		0.180	-	-	0.000	0.000	0.000		0.001	-	-			0.000	0.000	0.000		0.001	-	-				0.140				
14.500	0.000	0.000	0.000		0.106	-	-	0.000	0.000	0.000		0.001	-	-			0.000	0.000	0.000		0.001	-	-				0.145				
15.000	0.000	0.000	0.000		0.060	-	-	0.000	0.000	0.000		0.001	-	-			0.000	0.000	0.000		0.001	-	-				0.150				
15.500	0.000	0.000	0.000		0.033	-	-	0.000	0.000	0.000		0.001	-	-			0.000	0.000	0.000		0.001	-	-				0.155				
16.000	0.000	0.000	0.000		0.018	-	-	0.000	0.000	0.000		0.001	-	-			0.000	0.000	0.000		0.001	-	-				0.160				
16.500	0.000	0.000	0.000		0.009	-	-	0.000	0.000	0.000		0.001	-	-			0.000	0.000	0.000		0.001	-	-				0.165				
17.000	0.000	0.000	0.000		0.004	-	-	0.000	0.000	0.000		0.001	-	-			0.000	0.000	0.000		0.001	-	-				0.170				
17.500	0.000	0.000	0.000		0.002	-	-	0.000	0.000	0.000		0.001	-	-			0.000	0.000	0.000		0.001	-	-				0.175				
18.000	0.000	0.000	0.000		0.001	-	-	0.000	0.000	0.000		0.001	-	-			0.000	0.000	0.000		0.001	-	-				0.180				
18.500	0.000	0.000	0.000		0.001	-	-	0.000	0.000	0.000		0.001	-	-			0.000	0.000	0.000		0.001	-	-				0.185				
19.000	0.000	0.000	0.000		0.002	-	-	0.000	0.000	0.000		0.001	-	-			0.000	0.000	0.000		0.001	-	-				0.190				
19.500	0.000	0.000	0.000		0.001	-	-	0.000	0.000	0.000		0.001	-	-			0.000	0.000	0.000		0.001	-	-				0.195				
20.000	0.000	0.000	0.000		0.001	-	-																				0.200				
21.000	0.000	0.000	0.000		0.001	-	-																				0.210				
22.000	0.000	0.000	0.000		0.001	-	-																				0.220				
Totals:						0	30					35	0			0	0							0	15			0	0	0	309
Number of Trades:						0						2				0								0.00				0		0	

OTE (CR)

(Contract Size: 100 Securities, Exercise Style: American, Physical Delivery)

Call Options																Put Options																		
April 2026								May 2026								Other Months		April 2026						May 2026					Other Months		Exercise Price			
Exerise Price	Open price	Price max	Price min	Last price	Closing price	Volume	Open Interest	Open price	Price max	Price min	Last price	Closing price	Volume	Open Interest	Volume	Open Interest	Open price	Price max	Price min	Last price	Closing price	Volume	Open Interest	Open price	Price max	Price min	Last price	Closing price	Volume	Open Interest		Volume	Open Interest	
10.000						-	-							-	-									-	-									0.100
10.500						-	-							-	-									-	-									0.105
11.000	0.000	0.000	0.000		5.50	-	-	0.000	0.000	0.000		0.001	-	-			0.000	0.000	0.000		0.001	-	-	0.000	0.000	0.000		0.001	-	-			0.110	
11.500	0.000	0.000	0.000		5.00	-	-	0.000	0.000	0.000		0.001	-	-			0.000	0.000	0.000		0.001	-	-	0.000	0.000	0.000		0.001	-	-			0.115	
12.000	0.000	0.000	0.000		4.50	-	-	0.000	0.000	0.000		0.001	-	-			0.000	0.000	0.000		0.001	-	-	0.000	0.000	0.000		0.001	-	-			0.120	
12.500	0.000	0.000	0.000		4.00	-	-	0.000	0.000	0.000		0.001	-	-			0.000	0.000	0.000		0.001	-	-	0.000	0.000	0.000		0.001	-	-			0.125	
13.000	0.000	0.000	0.000		3.50	-	-	0.000	0.000	0.000		0.001	-	-			0.000	0.000	0.000		0.001	-	-	0.000	0.000	0.000		0.001	-	-			0.130	
13.500	0.000	0.000	0.000		3.00	-	-	0.000	0.000	0.000		0.001	-	-			0.000	0.000	0.000		0.001	-	-	0.000	0.000	0.000		0.001	-	-			0.135	
14.000	0.000	0.000	0.000		2.51	-	-	0.000	0.000	0.000		0.001	-	-			0.000	0.000	0.000		0.001	-	-	0.000	0.000	0.000		0.001	-	-			0.140	
14.500	0.000	0.000	0.000		2.02	-	-	0.000	0.000	0.000		0.001	-	-			0.000	0.000	0.000		0.001	-	-	0.000	0.000	0.000		0.001	-	-			0.145	
15.000	0.000	0.000	0.000		1.55	-	-	0.000	0.000	0.000		0.001	-	-			0.000	0.000	0.000		0.001	-	-	0.000	0.000	0.000		0.001	-	-			0.150	
15.500	0.000	0.000	0.000		1.12	-	-	0.000	0.000	0.000		0.001	-	-			0.000	0.000	0.000		0.001	-	-	0.000	0.000	0.000		0.001	-	-			0.155	
16.000	0.000	0.000	0.000		0.758	-	-	0.000	0.000	0.000		0.001	-	-			0.000	0.000	0.000		0.001	-	-	0.000	0.000	0.000		0.001	-	-			0.160	
16.500	0.000	0.000	0.000		0.469	-	-	0.000	0.000	0.000		0.001	-	-			0.000	0.000	0.000		0.001	-	-	0.000	0.000	0.000		0.001	-	-			0.165	
17.000	0.261	0.261	0.261	0.261	0.261	15	15	0.000	0.000	0.000		0.001	-	-			0.000	0.000	0.000		0.001	-	-	0.000	0.000	0.000		0.001	-	-			0.170	
17.500	0.000	0.000	0.000		0.137	-	15	0.000	0.000	0.000		0.001	-	-			0.000	0.000	0.000		0.001	-	-	0.000	0.000	0.000		0.001	-	-			0.175	
18.000	0.000	0.000	0.000		0.066	-	-	0.000	0.000	0.000		0.001	-	-			0.000	0.000	0.000		0.001	-	-	0.000	0.000	0.000		0.001	-	-			0.180	
18.500	0.000	0.000	0.000		0.028	-	-	0.000	0.000	0.000		0.001	-	-			0.000	0.000	0.000		0.001	-	-	0.000	0.000	0.000		0.001	-	-			0.185	
19.000	0.000	0.000	0.000		0.011	-	-	0.000	0.000	0.000		0.001	-	-			0.000	0.000	0.000		0.001	-	-	0.000	0.000	0.000		0.001	-	-			0.190	
19.500	0.000	0.000	0.000		0.004	-	-	0.000	0.000	0.000		0.001	-	-			0.000	0.000	0.000		0.001	-	-	0.000	0.000	0.000		0.001	-	-			0.195	
20.000	0.000	0.000	0.000		0.001	-	-	0.000	0.000	0.000		0.001	-	-			0.000	0.000	0.000		0.001	-	-	0.000	0.000	0.000		0.001	-	-			0.200	
21.000	0.000	0.000	0.000		0.001	-	-	0.000	0.000	0.000		0.001	-	-			0.000	0.000	0.000		0.001	-	-	0.000	0.000	0.000		0.001	-	-			0.210	
22.000	0.000	0.000	0.000		0.001	-	-	0.000	0.000	0.000		0.001	-	-			0.000	0.000	0.000		0.001	-	-	0.000	0.000	0.000		0.001	-	-			0.220	
23.000	0.000	0.000	0.000		0.001	-	-	0.000	0.000	0.000		0.001	-	-			0.000	0.000	0.000		0.001	-	-	0.000	0.000	0.000		0.001	-	-			0.230	
24.000	0.000	0.000	0.000		0.001	-	-	0.000	0.000	0.000		0.001	-	-			0.000	0.000	0.000		0.001	-	-	0.000	0.000	0.000		0.001	-	-			0.240	
25.000	0.000	0.000	0.000		0.001	-	-	0.000	0.000	0.000		0.001	-	-			0.000	0.000	0.000		0.001	-	-	0.000	0.000	0.000		0.001	-	-			0.250	
26.000	0.000	0.000	0.000		0.001	-	-	0.000	0.000	0.000		0.001	-	-			0.000	0.000	0.000		0.001	-	-	0.000	0.000	0.000		0.001	-	-			0.260	
Totals:						15	30						0	0	0	0						15	105							0	0	0	0	
Number of Trades:						1							0		0							0.00								0		0		

PIRAEUS BANK (CR)

(Contract Size: 100 Securities, Exercise Style: American, Physical Delivery)

Call Options														Put Options																			
Exercise Price	April 2026						May 2026						Other Months		April 2026						May 2026						Other Months		Exercise Price				
	Open price	Price max	Price min	Last price	Closing price	Volume	Open Interest	Open price	Price max	Price min	Last price	Closing price	Volume	Open Interest	Volume	Open Interest	Open price	Price max	Price min	Last price	Closing price	Volume	Open Interest	Open price	Price max	Price min	Last price	Closing price		Volume	Open Interest	Volume	Open Interest
4.250	0.000	0.000	0.000		2.61	-	-	0.000	0.000	0.000		0.001	-	-			0.000	0.000	0.000		0.001	-	-	0.000	0.000	0.000		0.001	-	-			0.043
4.500	0.000	0.000	0.000		2.36	-	-	0.000	0.000	0.000		0.001	-	-			0.000	0.000	0.000		0.001	-	-	0.000	0.000	0.000		0.001	-	-			0.045
4.750	0.000	0.000	0.000		2.11	-	-	0.000	0.000	0.000		0.001	-	-			0.000	0.000	0.000		0.002	-	-	0.000	0.000	0.000		0.001	-	-			0.048
5.000	0.000	0.000	0.000		1.86	-	-	0.000	0.000	0.000		0.001	-	-			0.000	0.000	0.000		0.006	-	-	0.000	0.000	0.000		0.001	-	-			0.050
5.250	0.000	0.000	0.000		1.62	-	-	0.000	0.000	0.000		0.001	-	-			0.000	0.000	0.000		0.014	-	-	0.000	0.000	0.000		0.001	-	-			0.053
5.500	0.000	0.000	0.000		1.39	-	-	0.000	0.000	0.000		0.001	-	-			0.000	0.000	0.000		0.030	-	-	0.000	0.000	0.000		0.001	-	-			0.055
5.750	0.000	0.000	0.000		1.17	-	-	0.000	0.000	0.000		0.001	-	-			0.000	0.000	0.000		0.057	-	-	0.000	0.000	0.000		0.001	-	-			0.058
6.000	0.000	0.000	0.000		0.959	-	-	0.000	0.000	0.000		0.001	-	-			0.000	0.000	0.000		0.100	-	-	0.000	0.000	0.000		0.001	-	-			0.060
6.250	0.000	0.000	0.000		0.773	-	-	0.000	0.000	0.000		0.001	-	-			0.000	0.000	0.000		0.164	-	-	0.000	0.000	0.000		0.001	-	-			0.063
6.500	0.000	0.000	0.000		0.610	-	-	0.000	0.000	0.000		0.001	-	-			0.000	0.000	0.000		0.250	-	-	0.000	0.000	0.000		0.001	-	-			0.065
6.750	0.000	0.000	0.000		0.471	-	-	0.000	0.000	0.000		0.001	-	-			0.000	0.000	0.000		0.361	-	-	0.000	0.000	0.000		0.001	-	-			0.068
7.000	0.000	0.000	0.000		0.355	-	-	0.000	0.000	0.000		0.001	-	-			0.000	0.000	0.000		0.495	-	30	0.000	0.000	0.000		0.001	-	-			0.070
7.250	0.000	0.000	0.000		0.262	-	-	0.000	0.000	0.000		0.001	-	-			0.000	0.000	0.000		0.651	-	-	0.000	0.000	0.000		0.001	-	-			0.073
7.500	0.000	0.000	0.000		0.187	-	1,200	0.410	0.410	0.410	0.410	0.410	40	-			0.000	0.000	0.000		0.827	-	-	0.000	0.000	0.000		0.001	-	-			0.075
7.750	0.000	0.000	0.000		0.132	-	1,200	0.000	0.000	0.000		0.001	-	-			0.000	0.000	0.000		1.02	-	-	0.000	0.000	0.000		0.001	-	-			0.078
8.000	0.000	0.000	0.000		0.092	-	-	0.000	0.000	0.000		0.001	-	-			0.000	0.000	0.000		1.23	-	-	0.000	0.000	0.000		0.001	-	-			0.080
8.250	0.000	0.000	0.000		0.062	-	-	0.000	0.000	0.000		0.001	-	-			0.000	0.000	0.000		1.45	-	-	0.000	0.000	0.000		0.001	-	-			0.083
8.500	0.000	0.000	0.000		0.040	-	-	0.000	0.000	0.000		0.001	-	-			0.000	0.000	0.000		1.68	-	-	0.000	0.000	0.000		0.001	-	-			0.085
8.750	0.000	0.000	0.000		0.027	-	-	0.000	0.000	0.000		0.001	-	-			0.000	0.000	0.000		1.92	-	-	0.000	0.000	0.000		0.001	-	-			0.088
9.000	0.000	0.000	0.000		0.017	-	-	0.000	0.000	0.000		0.001	-	-			0.000	0.000	0.000		2.16	-	-	0.000	0.000	0.000		0.001	-	-			0.090
9.250	0.000	0.000	0.000		0.010	-	-	0.000	0.000	0.000		0.001	-	-			0.000	0.000	0.000		2.40	-	-	0.000	0.000	0.000		0.001	-	-			0.093
9.500	0.000	0.000	0.000		0.007	-	-	0.000	0.000	0.000		0.001	-	-			0.000	0.000	0.000		2.65	-	-	0.000	0.000	0.000		0.001	-	-			0.095
9.750	0.000	0.000	0.000		0.004	-	-	0.000	0.000	0.000		0.001	-	-			0.000	0.000	0.000		2.90	-	-	0.000	0.000	0.000		0.001	-	-			0.098
10.000	0.000	0.000	0.000		0.002	-	-	0.000	0.000	0.000		0.001	-	-			0.000	0.000	0.000		3.15	-	-	0.000	0.000	0.000		0.001	-	-			0.100
10.500	0.000	0.000	0.000		0.001	-	-	0.000	0.000	0.000		0.001	-	-			0.000	0.000	0.000		3.65	-	-	0.000	0.000	0.000		0.001	-	-			0.105
11.000	0.000	0.000	0.000		0.001	-	-	0.000	0.000	0.000		0.001	-	-			0.000	0.000	0.000		4.15	-	-	0.000	0.000	0.000		0.001	-	-			0.110
11.500	0.000	0.000	0.000		0.001	-	-						-	-			0.000	0.000	0.000		4.65	-	-					-	-			0.115	
12.000	0.000	0.000	0.000		0.001	-	-						-	-			0.000	0.000	0.000		5.15	-	-					-	-			0.120	
12.500	0.000	0.000	0.000		0.001	-	-						-	-			0.000	0.000	0.000		5.65	-	-					-	-			0.125	
13.000	0.000	0.000	0.000		0.001	-	-						-	-			0.000	0.000	0.000		6.15	-	-					-	-			0.130	
Totals:						0	2,400						40	0	0	0						30						0	0	0	0		
Number of Trades:						0							2		0							0.00						0		0			

PPC (CR)

(Contract Size: 100 Securities, Exercise Style: American, Physical Delivery)

Exercise Price	Call Options														Volume	Open Interest	Put Options														Volume	Open Interest	Exercise Price				
	April 2026							May 2026									Other Months		April 2026							May 2026								Other Months			
	Open price	Price max	Price min	Last price	Closing price	Volume	Open Interest	Open price	Price max	Price min	Last price	Closing price	Volume	Open Interest			Open price	Price max	Price min	Last price	Closing price	Volume	Open Interest	Open price	Price max	Price min	Last price	Closing price	Volume	Open Interest				Volume	Open Interest		
9.200						-	-							-	-																	0.092					
9.500						-	-							-	-																	0.095					
9.600						-	-							-	-																	0.096					
9.750						-	-							-	-																	0.098					
10.000						-	-							-	-																	0.100					
10.500						-	-							-	-																	0.105					
11.000						-	-							-	-																	0.110					
11.500						-	-							-	-																	0.115					
12.000	0.000	0.000	0.000		6.30	-	-	0.000	0.000	0.000		0.001	-	-	0.000	0.000	0.000		0.001	-	-	0.000	0.000	0.000		0.001	-	-			0.120						
12.500	0.000	0.000	0.000		5.80	-	-	0.000	0.000	0.000		0.001	-	-	0.000	0.000	0.000		0.001	-	-	0.000	0.000	0.000		0.001	-	-			0.125						
13.000	0.000	0.000	0.000		5.30	-	-	0.000	0.000	0.000		0.001	-	-	0.000	0.000	0.000		0.001	-	-	0.000	0.000	0.000		0.001	-	-			0.130						
13.500	0.000	0.000	0.000		4.80	-	-	0.000	0.000	0.000		0.001	-	-	0.000	0.000	0.000		0.001	-	-	0.000	0.000	0.000		0.001	-	-			0.135						
14.000	0.000	0.000	0.000		4.30	-	-	0.000	0.000	0.000		0.001	-	-	0.000	0.000	0.000		0.001	-	-	0.000	0.000	0.000		0.001	-	-			0.140						
14.500	0.000	0.000	0.000		3.80	-	-	0.000	0.000	0.000		0.001	-	-	0.000	0.000	0.000		0.001	-	-	0.000	0.000	0.000		0.001	-	-			0.145						
15.000	0.000	0.000	0.000		3.30	-	-	0.000	0.000	0.000		0.001	-	-	0.000	0.000	0.000		0.001	-	-	0.000	0.000	0.000		0.001	-	-			0.150						
15.500	0.000	0.000	0.000		2.81	-	-	0.000	0.000	0.000		0.001	-	-	0.000	0.000	0.000		0.006	-	-	0.000	0.000	0.000		0.001	-	-			0.155						
16.000	0.000	0.000	0.000		2.32	-	-	0.000	0.000	0.000		0.001	-	-	0.000	0.000	0.000		0.018	-	-	0.000	0.000	0.000		0.001	-	-			0.160						
16.500	0.000	0.000	0.000		1.85	-	-	0.000	0.000	0.000		0.001	-	-	0.000	0.000	0.000		0.049	-	30	0.000	0.000	0.000		0.001	-	-			0.165						
17.000	0.000	0.000	0.000		1.42	-	45	0.000	0.000	0.000		0.001	-	-	0.000	0.000	0.000		0.113	-	-	0.000	0.000	0.000		0.001	-	-			0.170						
17.500	0.000	0.000	0.000		1.03	-	2	0.000	0.000	0.000		0.001	-	-	0.000	0.000	0.000		0.224	-	-	0.000	0.000	0.000		0.001	-	-			0.175						
18.000	0.000	0.000	0.000		0.711	-	-	0.000	0.000	0.000		0.001	-	-	0.000	0.000	0.000		0.405	-	-	0.000	0.000	0.000		0.001	-	-			0.180						
18.500	0.293	0.293	0.293	0.293	0.293	15	15	0.637	0.637	0.637	0.637	0.637	1	-	0.000	0.000	0.000		0.655	-	-	0.000	0.000	0.000		0.001	-	-			0.185						
19.000	0.000	0.000	0.000		0.278	-	9	0.000	0.000	0.000		0.001	-	-	0.000	0.000	0.000		0.973	-	-	0.000	0.000	0.000		0.001	-	-			0.190						
19.500	0.000	0.000	0.000		0.156	-	10	0.000	0.000	0.000		0.001	-	-	0.000	0.000	0.000		1.35	-	-	0.000	0.000	0.000		0.001	-	-			0.195						
20.000	0.000	0.000	0.000		0.084	-	-	0.000	0.000	0.000		0.001	-	-	0.000	0.000	0.000		1.78	-	-	0.000	0.000	0.000		0.001	-	-			0.200						
21.000	0.000	0.000	0.000		0.019	-	-	0.000	0.000	0.000		0.001	-	-	0.000	0.000	0.000		2.73	-	-	0.000	0.000	0.000		0.001	-	-			0.210						
22.000	0.000	0.000	0.000		0.003	-	-	0.000	0.000	0.000		0.001	-	-	0.000	0.000	0.000		3.72	-	-	0.000	0.000	0.000		0.001	-	-			0.220						
23.000	0.000	0.000	0.000		0.001	-	-	0.000	0.000	0.000		0.001	-	-	0.000	0.000	0.000		4.72	-	-	0.000	0.000	0.000		0.001	-	-			0.230						
24.000	0.000	0.000	0.000		0.001	-	-	0.000	0.000	0.000		0.001	-	-	0.000	0.000	0.000		5.72	-	-	0.000	0.000	0.000		0.001	-	-			0.240						
25.000	0.000	0.000	0.000		0.001	-	-	0.000	0.000	0.000		0.001	-	-	0.000	0.000	0.000		6.72	-	-	0.000	0.000	0.000		0.001	-	-			0.250						
26.000	0.000	0.000	0.000		0.001	-	-	0.000	0.000	0.000		0.001	-	-	0.000	0.000	0.000		7.72	-	-	0.000	0.000	0.000		0.001	-	-			0.260						
27.000	0.000	0.000	0.000		0.001	-	-	0.000	0.000	0.000		0.001	-	-	0.000	0.000	0.000		8.72	-	-	0.000	0.000	0.000		0.001	-	-			0.270						
28.000	0.000	0.000	0.000		0.001	-	-	0.000	0.000	0.000		0.001	-	-	0.000	0.000	0.000		9.72	-	-	0.000	0.000	0.000		0.001	-	-			0.280						
29.000	0.000	0.000	0.000		0.001	-	-							-	-											-	-				0.290						
30.000	0.000	0.000	0.000		0.001	-	-							-	-											-	-				0.300						

PPC (CR)

(Contract Size: 100 Securities, Exercise Style: American, Physical Delivery)

		Call Options														Put Options																		
		April 2026						May 2026						Other Months		April 2026						May 2026						Other Months						
Exercise Price	Open price	Price max	Price min	Last price	Closing price	Volume	Open Interest	Open price	Price max	Price min	Last price	Closing price	Volume	Open Interest	Volume	Open Interest	Open price	Price max	Price min	Last price	Closing price	Volume	Open Interest	Open price	Price max	Price min	Last price	Closing price	Volume	Open Interest	Volume	Open Interest	Exercise Price	
Totals:						15	81						1	0	0	0							15	30						0	0	0	0	
Number of Trades:							1						1	0									0.00						0	0				

Lending Products	Underlying Title	Multilateral Transactions[1]					Bilateral Transactions[2]		Stock Borrowing through OTC (volume)[3]
		Open Interest[5]	Volume(Offered)	Average Weighted	Transactions volume	Average Weighted	Transactions Volume	Average Weighted	Transactions Volume
ADMIEBOR	ADMIE (IPTO) HOLDING S.A. (CR)	1,000	---	---	---	---	---	6,860,655	
AEGNBOR	AEGEAN AIRLINES (CR)	24,938	---	---	1,111	3.70%	---	395,907	
AKTRBOR	AKTOR S.A. HOLDING CO. (CR)	---	---	---	---	---	---	602,939	
ALWNBOR	Allwyn AG (CR)	66,857	---	---	6,300	3.70%	66,000	4.00%	7,527,866
ALPHABOR	ALPHA BANK (CR)	8,000	---	---	---	---	---	208,584,872	
AETFBOR	ALPHA ETF FTSE Athex Large Cap	---	---	---	---	---	---	2,000	
AEMBOR	ALTER EGO MEDIA (CR)	---	---	---	---	---	---	---	
AIABOR	ATHENS INTL AIRPORT (CR)	18,851	---	---	6,554	4.26%	24,800	2.19%	284,123
ACAGBOR	AUSTRIACARD (CB)	---	---	---	---	---	---	962	
OTOELBOR	AUTOHELLAS SA (CR)	7,400	---	---	4,274	5.49%	27,343	5.00%	77,626
AVAXBOR	AVAX S.A. (CR)	7,900	---	---	---	---	138,000	4.00%	241,000
BYLOTBOR	BALLY'S INTRALOT (CR)	---	---	---	---	---	---	34,541,964	
BOCHGRBOR	BANK OF CYPRUS (CR)	---	---	---	---	---	---	496,645	
EEEBOR	CC HBC AG (CR)	15,250	---	---	410	3.98%	10,000	1.50%	103,050
CENERBOR	CENERGY HOLDINGS (CB)	16,272	---	---	---	---	---	1,571,487	
CREDIABOR	CrediaBank (CR)	4,500	---	---	1,821	5.49%	---	---	145,836
DIMANDBOR	DIMAND (CR)	---	---	---	---	---	---	14,342	
ELLAKTORBOR	ELLAKTOR (CR)	143,985	---	---	---	---	---	734,581	
ELHABOR	ELVALHALCOR (CR)	11,714	---	---	---	---	---	563,909	
EUROBBOR	EUROBANK (CR)	2,382	---	---	---	---	---	120,922,958	
EYDAPBOR	EYDAP S.A. (CR)	---	---	---	---	---	---	208,367	
FOYRKBOR	FOURLIS (CR)	2,500	---	---	---	---	---	110,434	
GEKTERNABOR	GEK TERNA (CR)	12,668	---	---	---	---	---	1,213,764	
SARBOR	GR. SARANTIS S.A. (CR)	4,508	---	---	800	4.10%	---	---	114,240
EXAEBOR	HELLENIC EXCHANGES-A.S.E. (CR)	9,403	---	---	3,407	5.49%	---	---	339,370
ELPEBOR	HELLENIQ ENERGY (CR)	---	---	---	---	---	---	748,062	
INTEKBOR	IDEAL HOLDINGS (CR)	---	---	---	---	---	---	46,182	
INTRKBOR	INTRACOM HOLDINGS (CR)	---	---	---	---	---	---	237,862	
BELABOR	JUMBO SA (CR)	---	---	---	---	---	---	816,151	
KRIBOR	KRI-KRI S.A. (CR)	2,999	---	---	---	---	---	250	
LAMDABOR	LAMDA DEVELOPMENT SA (CR)	---	---	---	---	---	---	240,198	

Stock Lending Notes

[1] - Multilateral contracts Lending or Borrowing as per Methods 8-1, 8-2 and 8-3-3 (According to ATHEX BoD Resolution No.17)

[2] - Bilateral Contracts Lending or Borrowing as per Methods 8-3-1 and 8-3-2 & Contracts as per Method 4 (According to ATHEX BoD Resolution No.20)

[3] - The information concerning OTC Stock Borrowing Transactions is based on the statements of the Dematerialised Securities System (DSS) operators involved and refers to volumes that have been registered up until the previous working day.

[4] - Average Price (Volume weighted)

[5] - The Data concerning Open Interest before the start of trading session

Lending Products	Underlying Title	Open Interest[5]	Multilateral Transactions[1]				Bilateral Transactions[2]		Stock Borrowing through OTC (volume)[3]
			Volume(Offered)	Average Weighted	Transactions volume	Average Weighted	Transactions Volume	Average Weighted	Transactions Volume
MTLNBOR	METLEN PLC (CR)	21,307	---	---	12,000	3.79%	---	---	1,253,002
MIGBOR	MIG (CR)	1,495	---	---	---	---	---	---	39,913
MOHBOR	MOTOR OIL (CR)	35,379	---	---	4,900	3.70%	---	---	761,382
ETEBOR	NATIONAL BANK (CR)	56,465	---	---	---	---	121	5.00%	23,160,480
NOVALBOR	NOVAL PROPERTY REIC (CR)	---	---	---	---	---	---	---	20,000
OPTIMABOR	OPTIMA BANK (CR)	200	---	---	---	---	---	---	5,187,542
HTOBOR	OTE (CR)	2,000	---	---	6,800	3.70%	13,000	1.50%	3,821,973
PPABOR	P.P.A. S.A. (CR)	4,500	---	---	---	---	---	---	601,067
TPEIRBOR	PIRAEUS BANK (CR)	3,000	---	---	---	---	---	---	10,610,634
PPCBOR	PPC (CR)	50,370	---	---	---	---	---	---	10,083,172
PROFBOR	PROFILE SA (CR)	4,655	---	---	---	---	---	---	17,526
QLCOBOR	QUALCO GROUP (CR)	---	---	---	---	---	---	---	956,144
QUESTBOR	QUEST HOLDINGS (CR)	4,191	---	---	---	---	---	---	49,696
TITCBOR	TITAN (CB)	7,481	---	---	---	---	1,000	1.50%	110,882
OLTHBOR	TPA SA (CR)	---	---	---	---	---	---	---	750
TRESTATESBOR	TRADE ESTATES REIC (CR)	---	---	---	---	---	---	---	---
VIOBOR	VIOHALCO SA/IV (CB)	---	---	---	---	---	---	---	---

Stock Lending Notes

[1] - Multilateral contracts Lending or Borrowing as per Methods 8-1, 8-2 and 8-3-3 (According to ATHEX BoD Resolution No.17)

[2] - Bilateral Contracts Lending or Borrowing as per Methods 8-3-1 and 8-3-2 & Contracts as per Method 4 (According to ATHEX BoD Resolution No.20)

[3] - The information concerning OTC Stock Borrowing Transactions is based on the statements of the Dematerialised Securities System (DSS) operators involved and refers to volumes that have been registered up until the previous working day.

[4] - Average Price (Volume weighted)

[5] - The Data concerning Open Interest before the start of trading session

Sectors codification for listed companies

12003 -	ETF	10101010	Computer Services
10101015	Software	10102030	Computer Hardware
15101010	Telecommunications Equipment	15102015	Telecommunications Services
20101010	Health Care Facilities	20102010	Medical Equipment
20103015	Pharmaceuticals	30101010	Banks
30202000	Diversified Financial Services	30202010	Asset Managers & Custodians
30202015	Investment Services	30204000	Closed End Investments
30302010	Full Line Insurance	30302015	Insurance Brokers
30302025	Property and Casualty Insurance	35101010	Real Estate Holding and Development
35101015	Real Estate Services	35102000	Diversified REITs
35102045	Retail REITs.	40202015	Household Furnishings
40202020	Household Appliance	40203040	Electronic Entertainment
40204020	Clothing & Accessories	40301010	Entertainment
40301030	Publishing	40301035	Radio & TV Broadcasters
40401010	Diversified Retailers	40401020	Apparel Retailers
40401025	Home Improvement Retailers	40401030	Specialty Retailers
40501010	Airlines	40501015	Travel & Tourism
40501020	Casinos & Gambling	40501025	Hotels & Motels
45101015	Distillers & Vintners	45101020	Soft Drinks
45102010	Farming Fishing Ranching & Plantations	45102020	Food Products
45103010	Tobacco	45201010	Food Retailers & Wholesalers
45201020	Personal Products	50101010	Construction
50101020	Building Roof/Wallboard and Plumbing	50101030	Cement
50101035	Building Materials: Other	50202010	Electrical Components
50203015	Plastics	50203030	Containers & Packaging
50204000	Machinery: Industrial	50204020	Machinery: Construction & Handling
50205010	Industrial Suppliers	50205020	Back Office Support HR & Consulting
50205030	Forms & Bulk Printing Services	50206015	Commercial Vehicles & Parts
50206030	Marine Transportation	50206060	Transportation Services
55101000	Diversified Materials	55101020	Textile Products
55102000	General Mining	55102010	Iron & Steel
55102015	Metal Fabricating	55102035	Aluminum
60101020	Oil Refining and Marketing	65101010	Alternative Electricity
65101015	Conventional Electricity	65102000	Multi-Utilities
65102030	Water		

ATHEXGROUP

Athens Exchange Group

Λεωφ. Αθηνών 110 | 104 42 Αθήνα
110 Athinon Ave | 104 42 Athens GR
T +30 210 3366 800
www.athexgroup.gr