

26

Ημερήσιο Δελτίο
Συναλλακτικής Δραστηριότητας

Daily Official List
of Trading Activity



Disclaimer:

Hellenic Exchanges-Athens Stock Exchange S.A endeavours to ensure that the data and other material ("Information") presented on the Daily Official List are accurate and complete, but it is not liable for any errors or omissions of data or /and for the accuracy, credibility, updating and completeness of the aforesaid information nor it has any liability arising directly or indirectly from the use of the above Information.

The Company is not liable for the accuracy of the data included in listed companies' announcements. Only the sender of such an announcement is fully and solely liable for any infringement of third party's rights from the content of such announcement, All contents of the Daily Official List are provided only for information purposes and do not constitute investment advice or solicitation to invest in securities or other products listed for trading on the Exchange.

You acknowledge and agree that the Company is the owner of any property rights related to any Information appearing on the Daily Official List including intellectual property rights copyright, trademarks, etc.

The above data are a property of the Hellenic Exchanges-Athens Exchange and are copyright protected. Users are forbidden to reproduce, modify, copy, sale, transmit or redistribute, by all reproduction means and methods, part or the whole of the above data, without reference to their source.

The commercial exploitation of these data is, also, forbidden by third parties. Hellenic Exchanges-Athens Exchange does not carry any responsibility, direct or indirect, derived from usage or accidental alteration of the above data when used by third parties.

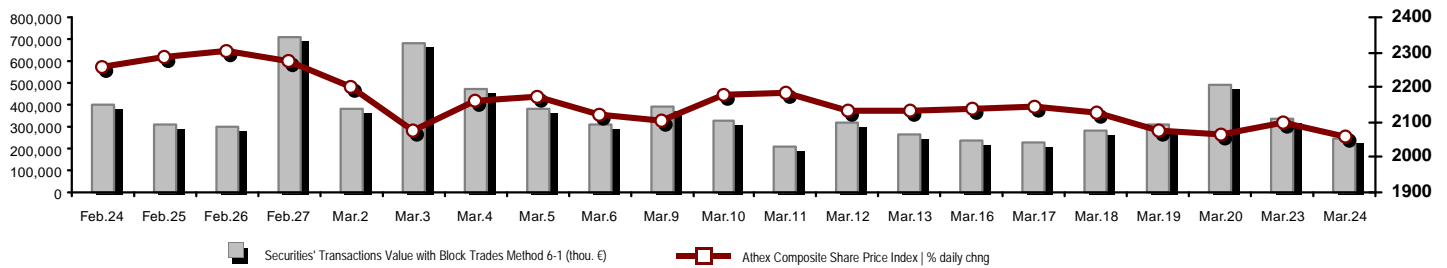
Hellenic Exchanges – Athens Stock Exchange S.A.

110 Athinon Ave.,10442 Athens, Tel: (210) 33.66.800, Fax: (210) 32.13.938

www.athexgroup.gr

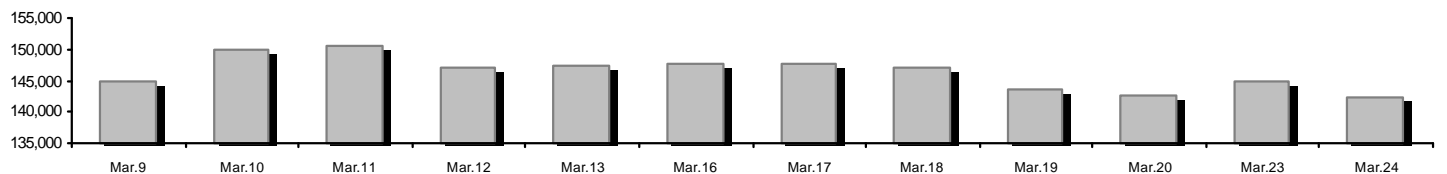
Summary of Markets

Athex Composite Share Price Index vs Shares and Derivatives Transactions Value

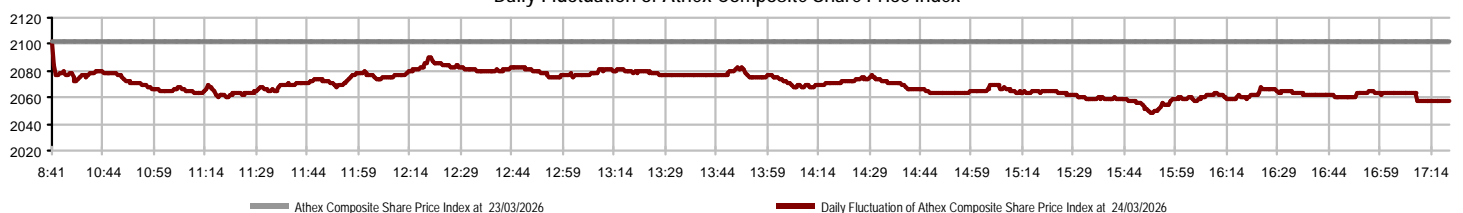


Athex Capitalisation (mill. €) **: 142,291.30	Derivatives Total Open Interest: 1,643,204
Daily change: mill. € %: -2,661.46 -1.84%	in Index Futures % daily chng: 8,982 0.67%
Yearly Avg Capitalisation: mill. € % chng prev year Avg: 153,426.18 20.15%	in Stock Futures % daily chng: 1,628,645 -0.14%
Athex Composite Share Price Index % daily chng: 2,058.02 -2.07%	in Index Options % daily chng: 1,984 27.92%
Athex Composite Share Price Index Capitalisation (mill. €): 132,913.41	in Stock Options % daily chng: 3,593 3.69%
Daily change (mill. €): -2,623.65	
Securities' Transactions Value with Block Trades Method 6-1 (t): 242,031.69	Derivatives Contracts Volume: 27,000
Daily change: %: -94,699.08 -28.12%	Daily change: pieces %: -37,162 -57.92%
YtD Avg Trans. Value: thou. € % chng prev year Avg: 375,288.56 73.68%	YtD Avg Derivatives Contracts % chng prev year Avg: 97,546 69.41%
Blocks Transactions Value of Method 6-1 (thou. €): 33,654.65	Derivatives Trades Number: 2,026
Blocks Transactions Value of Method 6-2 & 6-3 (thou. €): 42.79	Daily change: number %: -2,709 -57.21%
Bonds Transactions Value (thou.€): 1,144.75	YtD Avg Trades number % chng prev year Avg: 3,187 44.10%
Securities' Transactions Volume with Block Trades Method 6-1 (tho): 39,107.43	Lending Total Open Interest: 554,059
Daily change: thou. pieces %: -17,531.23 -30.95%	Daily change: pieces %: 1,889 0.34%
YtD Avg Volume: % chng prev year Avg: 57,379.77 37.64%	Lending Volume (Multilateral/Bilateral): 24,015
Blocks Transactions Volume of Method 6-1 (thou. Pieces): 6,837.89	Daily change: pieces %: -304,626
Blocks Transactions Volume of Method 6-2 & 6-3 (thou. Pieces): 4.99	Multilateral Lending: 9,015
Bonds Transactions Volume: 1,144,000	Bilateral Lending: 15,000
Securities' Trades Number with Block Trades Method 6-1: 62,107	Lending Trades Number: 14
Daily change: number %: -33,142 -34.80%	Daily change: %: -40
YtD Avg Trades number % chng prev year Avg: 76,638 52.95%	Multilateral Lending Trades Number: 12
Number of Blocks Method 6-1: 17	Bilateral Lending Trades Number: 2
Number of Blocks Method 6-2 & 6-3: 3	
Number of Bonds Transactions: 195	

Athex Capitalisation (mill. €) **



Daily Fluctuation of Athex Composite Share Price Index



Athex Indices

Index name	24/03/2026	23/03/2026	pts.	%	Min	Max	Year min	Year max	Year change
Athex Composite Share Price Index	2,058.02	2,101.57	-43.55	-2.07%	2,048.49	2,101.57	1,998.09	2,407.09	-2.96%
Athex Composite Index Total Return Index	4,060.88	4,146.82	-85.94	-2.07%	4,042.07	4,146.82	3,942.63	4,745.66	-2.85%
Athex ESG Index	2,436.28	2,487.74	-51.46	-2.07%	2,423.91	2,487.74	2,361.87	2,867.98	-2.64%
ATHEX Small Cap Price Index	2,292.44	2,286.57	5.87	0.26%	2,269.20	2,294.83	2,193.29	2,627.20	-10.06%
ATHEX EN.A. Growth Price Index	17,176.07	17,378.29	-202.22	-1.16%	17,125.55	17,378.29	16,564.67	20,788.55	-13.19%
FTSE/Athex Large Cap	5,218.39	5,330.36	-111.97	-2.10%	5,192.20	5,330.36	5,057.48	6,153.73	-2.48%
FTSE/Athex Mid Cap Index	2,589.86	2,613.72	-23.86	-0.91%	2,571.97	2,613.72	2,510.28	2,906.28	-8.32%
FTSE/ATHEX High Dividend Yield Index	4,650.02	4,692.52	-42.50	-0.91%	4,637.73	4,695.09	4,495.63	5,149.57	-5.91%
FTSE/Athex Market Index	1,227.55	1,255.11	-27.56	-2.20%	1,222.06	1,255.11	1,190.89	1,449.15	-2.66%
FTSE/Athex Banks	2,233.85	2,303.38	-69.53	-3.02%	2,226.16	2,303.38	2,143.30	2,859.37	-2.62%
FTSE/ATHEX TECHNOLOGY & TELECOMMUNICAT	6,286.26	6,339.37	-53.11	-0.84%	6,243.30	6,347.61	6,027.65	6,900.98	-7.21%
FTSE/ATHEX HEALTH CARE	5,240.49	5,262.89	-22.40	-0.43%	5,154.67	5,262.89	4,927.15	6,137.55	3.14%
FTSE/ATHEX FINANCIAL SERVICES	10,450.81	10,773.77	-322.96	-3.00%	10,415.05	10,773.77	10,029.11	13,356.35	-2.58%
FTSE/ATHEX REAL ESTATE	5,194.44	5,234.95	-40.51	-0.77%	5,190.92	5,243.52	5,137.67	5,898.28	-7.51%
FTSE/ATHEX CONSUMER DISCRETIONARY	4,628.00	4,702.35	-74.35	-1.58%	4,611.96	4,739.58	4,564.52	5,876.98	-20.76%
FTSE/ATHEX CONSUMER STAPLES	9,230.98	9,248.30	-17.32	-0.19%	9,093.72	9,253.68	8,640.95	10,243.39	4.75%
FTSE/ATHEX INDUSTRIALS	10,716.22	10,832.14	-115.92	-1.07%	10,653.88	10,858.60	10,051.45	12,182.07	6.61%
FTSE/ATHEX BASIC MATERIALS	9,276.55	9,539.96	-263.41	-2.76%	9,257.67	9,583.33	8,894.28	11,861.41	-2.62%
FTSE/ATHEX ENERGY & UTILITIES	6,587.07	6,734.96	-147.89	-2.20%	6,542.18	6,734.96	6,127.28	7,506.29	-4.22%
Athex All Share Index	471.91	480.74	-8.83	-1.84%	471.91	471.91	471.91	542.74	-2.55%
Hellenic Mid & Small Cap Index	2,853.45	2,875.96	-22.51	-0.78%	2,843.80	2,878.02	2,761.30	3,115.91	-1.45%
FTSE/Athex Large Cap Total Return	9,346.70	9,547.25	-200.55	-2.10%			9,346.70	11,012.64	-2.37%
FTSE/Athex Mid Cap Total Return	3,715.83	3,750.06	-34.23	-0.91%			3,653.44	4,168.37	-8.32%
MSCI GREECE REBASED	8,007.84	8,253.15	-245.31	-2.97%	7,982.86	8,253.15	7,755.87	10,138.65	-6.49%
Hellenic Corporate Bond Index	143.68	143.68	0.00	0.00%			143.68	145.27	-0.47%
Hellenic Corporate Bond Price Index	92.69	92.72	-0.03	-0.03%			92.69	93.97	-1.32%

Note 1: FTSE/Med 100, Hellenic Corporate Bond Price Index and Hellenic Corporate Bond Index closing prices refer to the previous trading day of 20/03/2026.

Note 2: The Hellenic Mid & Small Cap Index is a Customized index calculated by the Athens Exchange.

Analytic Figures for Athex Market's Boards and Categories

	Total Traded Securities	Main Market	Surveillance	Exchange Traded Funds (ETFs)
Totals	123	121	1	1
Gain / Lose / Same:	32 / 71 / 20	32 / 70 / 19	0 / 0 / 1	0 / 1 / 0
Athex Capitalisation (mill. €) **	142,291.30	142,288.47	2.83	
Daily Average Trans/ons Value(thou.€)	375,288.56	375,215.48	6.71	506.97
Transactions Value	242,074.48	241,550.58	0.29	523.61
Main Board:	208,377.05	207,853.14	0.29	523.61
Blocks Board 6_2_3:	33,697.43	33,697.43	0.00	0.00
Forced Sales Board:	0.00	0.00	0.00	0.00
Special Terms Board:	0.00	0.00	0.00	0.00
Daily Average Transactions Volume	57,379,770	57,415,919	6,972	8,924
Transactions Volume	39,112,421	39,101,544	1,000	9,877
Main Board:	32,269,543	32,258,666	1,000	9,877
Blocks Board 6_2_3:	6,842,878	6,842,878	0	0
Forced Sales Board:	0	0	0	0
Special Terms Board:	0	0	0	0
Daily Average Number of Trades	76,638	76,455	14	171
Number of Trades	62,110	62,004	1	105
Main Board:	62,090	61,984	1	105
Blocks Board 6_2_3:	20	20	0	0
Forced Sales Board:	0	0	0	0
Special Terms Board:	0	0	0	0

Trading Details by Athex Sectors and Financial Instruments (ETFs)

Code	Sectors	Gain / Lose / Same	Number of Trades	Transactions Volume	Transactions Value	% of Total Trans. Value
3010	- Banks	1 / 6 / 1	24,939	30,586,591	149,665,847.61	61.83%
5510	- Basic Resources	1 / 9 / 2	1,611	294,090	1,836,848.39	0.76%
5010	- Construction & Materials	3 / 7 / 2	6,171	1,010,848	13,862,976.22	5.73%
4020	- Consumer Products & Services	2 / 2 / 0	69	36,201	12,025.95	0.00%
6010	- Energy	1 / 2 / 1	4,402	620,943	13,659,356.43	5.64%
12000	- Financial Instruments	0 / 1 / 0	105	9,877	523,609.74	0.22%
3020	- Financial Services	1 / 3 / 1	141	79,645	551,097.93	0.23%
4510	- Food Beverage & Tobacco	1 / 2 / 2	481	51,715	2,314,695.29	0.96%
2010	- Health Care	0 / 1 / 1	148	62,373	79,290.20	0.03%
5020	- Industrial Goods & Services	6 / 9 / 3	2,312	357,341	3,621,508.35	1.50%
3030	- Insurance	1 / 1 / 0	116	19,111	58,623.17	0.02%
4030	- Media	2 / 1 / 0	121	25,886	123,739.84	0.05%
4520	- Personal Care, Drug & Grocery Stores	1 / 0 / 1	329	14,260	172,767.26	0.07%
3510	- Real Estate	1 / 7 / 4	1,757	455,116	2,153,887.40	0.89%
4040	- Retail	6 / 4 / 0	3,495	1,048,677	14,157,461.98	5.85%
1010	- Technology	2 / 7 / 2	1,758	355,795	1,747,353.25	0.72%
1510	- Telecommunications	0 / 2 / 0	2,502	414,006	6,835,923.51	2.82%
4050	- Travel & Leisure	1 / 4 / 0	4,190	2,670,844	9,580,390.15	3.96%
6510	- Utilities	2 / 3 / 0	7,463	999,102	21,117,077.98	8.72%

Top 10 best & worst performing Shares

Main Market

With positive Price change	Closing price	change	With negative Price change	Closing price	change
Y/KNOT (CR)	1.48	3.50% #	NATIONAL BANK (CR)	12.4	-4.80% €
MOTODYNAMICS S.A. (CR)	2.45	2.94% #	VIOHALCO SA/NV (CB)	12.38	-4.62% €
CENERGY HOLDINGS (CB)	18.34	2.46% #	AVAX S.A. (CR)	2.97	-4.50% €
EVROPI HOLDINGS S.A. (CR)	1.975	1.80% #	ALTER EGO MEDIA (CR)	5.02	-4.38% €
GR. SARANTIS S.A. (CR)	13.98	1.01% #	ALUMIL (CR)	5.34	-4.30% €
EYDAP S.A. (CR)	9.39	0.97% #	EUROBANK (CR)	3.28	-4.21% €
ILYDA S.A. (CR)	4.37	0.92% #	AUSTRIACARD (CB)	6.89	-3.64% €
OPTIMA BANK (CR)	8.61	0.82% #	PERFORMANCE TECHNOLOGIES (CR)	7.01	-3.58% €
ONYX TOURISTIKI S.A. (CR)	1.41	0.71% #	GEK TERNA (CR)	33.96	-3.41% €
MOTOR OIL (CR)	37.94	0.64% #	METLEN PLC (CR)	34.8	-3.33% €
With the highest Transactions Value	Value (thou. €)	change	With the highest Transactions Volume	Volume	change
NATIONAL BANK (CR)	46,610.01	-4.80% €	EUROBANK (CR)	11,818,605	-4.21% €
EUROBANK (CR)	39,082.07	-4.21% €	ALPHA BANK (CR)	10,185,737	-1.72% €
ALPHA BANK (CR)	32,598.93	-1.72% €	NATIONAL BANK (CR)	3,697,995	-4.80% €
PIRAEUS BANK (CR)	25,406.01	-1.32% €	PIRAEUS BANK (CR)	3,643,263	-1.32% €
JUMBO SA (CR)	11,631.63	-1.07% €	BALLY'S INTRALOT (CR)	2,007,857	-0.44% €
MOTOR OIL (CR)	10,599.20	0.64% #	CrediaBank (CR)	641,681	-1.04% €
METLEN PLC (CR)	10,585.47	-3.33% €	JUMBO SA (CR)	516,040	-1.07% €
PPC (CR)	9,077.80	-3.25% €	PPC (CR)	506,101	-3.25% €
GEK TERNA (CR)	7,447.39	-3.41% €	Allwyn AG (CR)	463,235	-2.76% €
OTE (CR)	6,830.63	-0.24% €	BANK OF CYPRUS (CR)	458,150	-1.86% €

Note: Stocks that are not included in the "Under Supervision" category, and the transactions value is more than 10,000 €.

Derivatives Summary

	Number of Trades	Volume	Open Interest
Index Futures	398	1,960	8,982
FTSE/Athex Banks	6	57	2,963
FTSE/Athex Large Cap	392	1,903	6,019
MSCI GREECE REBASED	0	0	0
Stock Futures	1,578	23,895	1,628,645
ADMIE (IPTO) HOLDING S.A. (CR)	2	5	8,631
AEGEAN AIRLINES (CR)	38	222	2,590
AKTOR S.A. HOLDING CO. (CR)	19	333	94,631
Allwyn AG (CR)	42	184	4,938
ALPHA BANK (CR)	236	3,077	57,989
ATHENS INTL AIRPORT (CR)	0	0	209
AUTOHELLAS SA (CR)	1	5	122
AVAX S.A. (CR)	6	19	2,145
BALLY'S INTRALOT (CR)	26	6,703	1,242,911
BANK OF CYPRUS (CR)	2	21	1,470
CC HBC AG (CR)	2	8	95
CENERGY HOLDINGS (CB)	47	360	3,653
CrediaBank (CR)	39	987	17,676
ELLAKTOR (CR)	0	0	1,522
ELVALHALCOR (CR)	17	57	3,118
EUROBANK (CR)	230	6,904	27,841
EYDAP S.A. (CR)	12	37	12,827
FOURLIS (CR)	55	295	5,325
GEK TERNA (CR)	26	68	6,139
HELLENIC EXCHANGES-A.S.E. (CR)	0	0	429
HELLENIQ ENERGY (CR)	56	251	4,639
INTRACOM HOLDINGS (CR)	17	69	10,866
JUMBO SA (CR)	9	21	3,775
LAMDA DEVELOPMENT SA (CR)	56	269	17,716
METLEN PLC (CR)	98	348	11,223
MIG (CR)	1	5	143
MOTOR OIL (CR)	3	4	224
NATIONAL BANK (CR)	122	548	12,562
OPTIMA BANK (CR)	4	17	437
OTE (CR)	4	30	1,015
P.P.A. S.A. (CR)	0	0	47
PIRAEUS BANK (CR)	296	2,636	50,373
PPC (CR)	82	298	18,250
QUEST HOLDINGS (CR)	0	0	206
TITAN (CB)	8	35	480
VIOHALCO SA/NV (CB)	22	79	2,428
Index Options	45	1,104	1,984
FTSE/Athex Large Cap	45	1,104	1,984
Stock Options	5	41	3,593
Allwyn AG (CR)	2	20	435
ALPHA BANK (CR)	0	0	50
NATIONAL BANK (CR)	1	15	389
OTE (CR)	0	0	135
PIRAEUS BANK (CR)	0	0	2,470
PPC (CR)	2	6	114
Total Derivatives Traded	2,026	27,000	1,643,204

Number of Outstanding Securities	Nominal Value	Dividends [1]			Date of Last Coupon		Note	Shares	Closing price	% change	Previous closing price/date	Open price	Price min	Price max	Last price	Avg price	Last Bid [7]	Last Ask [7]	P/E after tax	Year	Volume	Trades	Transactions Value[8]	Company Mkt Value (thou. €)	Year low	Year high	Sector[4]	
2023	2024	2025	Dividend [2]	Right																								
358,603,478	0.300	1.6123	1.4029	0.5	03/11/2025	25/06/2024	---	Allwyn AG (CR)	14.08	-2.76	€ 14.48	23/03/2026	14.58	14.05	14.66	14.08	14.263	2239@14.07	2500@14.18	---	---	463,235	2,282	6,606,907.70	5,049,136.97	14.05	19.03	40501020
2,315,261,358	0.290	0.026	0.0303	0.0485	01/12/2025	18/04/2017	---	ALPHA BANK (CR)	3.199	-1.72	€ 3.255	23/03/2026	3.25	3.161	3.25	3.199	3.2	46241@3.20	14611@3.20	---	---	10,185,737	6,305	32,598,932.66	7,406,521.08	2.95	4.489	30101010
58,492,542	1.00	---	0.1	---	23/06/2025	27/01/2025	---	ALTER EGO MEDIA (CR)	5.02	-4.38	€ 5.25	23/03/2026	5.25	5.02	5.25	5.02	5.112	98@5.02	400@5.05	---	---	24,028	100	122,830.91	293,632.56	4.95	6.425	40301035
36,353,868	1.00	0.1	0.11	---	01/07/2025	21/08/2023	---	AUSTRIACARD (CB)	6.89	-3.64	€ 7.15	23/03/2026	7.09	6.69	7.09	6.89	6.825	20@6.84	200@6.91	---	---	73,099	456	498,877.94	250,478.15	6.04	8.28	10101010
1,867,802,694	0.300	---	---	---	30/05/2013	10/10/2023	---	BALLY'S INTRALOT (CR)	0.894	-0.44	€ 0.898	23/03/2026	0.898	0.87	0.908	0.894	0.892	6490@0.888	6066@0.894	---	---	2,007,857	706	1,791,733.97	1,669,815.61	0.827	1.1	40501020
435,686,031	0.100	---	0.48	0.2	22/09/2025	23/09/2024	---	BANK OF CYPRUS (CR)	8.44	-1.86	€ 8.6	23/03/2026	8.6	8.38	8.62	8.44	8.467	5473@8.42	1161@8.46	---	---	458,150	1,252	3,879,025.96	3,677,190.10	7.94	9.84	30101010
212,384,903	0.08	0.14	---	---	24/06/2025	07/12/2016	---	CENERGY HOLDINGS (CB)	18.34	2.46	# 17.9	23/03/2026	18	17.84	18.46	18.34	18.253	120@18.20	283@18.34	---	---	143,948	1,039	2,627,531.58	3,895,139.12	15.12	22.35	50202010
373,239,562	6.70	0.93	1.03	---	29/05/2025	29/04/2013	---	CC HBC AG (CR)	48.84	-1.29	€ 49.48	23/03/2026	48.48	48	49.2	48.84	48.532	303@48.84	150@49.30	---	---	37,406	276	1,815,401.74	1,829,020.21	42.5	55.75	45101020
3,631,510,801	0.220	0.0933	0.105	0.0468	06/11/2025	20/05/2019	---	EUROBANK (CR)	3.28	-4.21	€ 3.424	23/03/2026	3.34	3.28	3.39	3.28	3.307	4559@3.28	1000@3.30	---	---	11,818,605	5,457	39,082,069.75	1,911,355.43	3.162	4.392	30101010
51,889,670	1.00	0.12	0.15	---	27/06/2025	23/07/2019	---	FOURLIS (CR)	4.335	-1.37	€ 4.395	23/03/2026	4.4	4.32	4.4	4.335	4.341	817@4.34	486@4.36	---	---	397,277	310	1,724,553.20	224,941.72	4.04	4.725	40401010
305,635,185	2.18	0.9	0.75	0.2	19/01/2026	01/10/2003	---	HELLENIO ENERGY (CR)	9.465	-2.32	€ 9.69	23/03/2026	9.69	9.36	9.69	9.465	9.522	119@9.45	100@9.52	---	---	317,665	1,331	3,024,741.31	2,892,837.03	8.4	10.4	60101020
56,003,921	1.55	---	---	---	30/08/1993	29/01/2026	---	IDEAL HOLDINGS (CR)	5.61	-0.71	€ 5.65	23/03/2026	5.65	5.56	5.68	5.61	5.61	5@5.61	37@5.64	---	---	38,522	83	216,104.98	314,182.00	5.3	6.71	10102030
83,600,000	0.690	0.0504	0.1209	---	22/09/2025	02/07/2024	---	INTRACOM HOLDINGS (CR)	2.875	-2.21	€ 2.94	23/03/2026	2.95	2.84	2.96	2.875	2.884	180@2.87	482@2.87	---	---	91,152	405	262,863.03	240,350.00	2.7	3.85	10101010
134,365,561	0.880	1.4726	0.5063	---	23/03/2026	05/03/2014	---	JUMBO SA (CR)	22.18	-1.07	€ 22.42	23/03/2026	22.46	22.12	22.84	22.18	22.54	2002@22.18	500@22.30	---	---	516,040	2,639	11,631,630.10	2,980,228.14	21.82	28.7	40401010
176,736,715	0.300	---	---	---	30/05/2007	27/11/2019	---	LAMDA DEVELOPMENT SA (CR)	6.02	-0.50	€ 6.05	23/03/2026	6.08	5.99	6.11	6.02	6.041	1153@6.01	1000@6.03	---	---	281,101	1,190	1,698,149.28	1,063,955.02	5.9	7.76	35101010
143,022,980	1.00	---	---	---	04/08/2025	---	---	METLEN PLC (CR)	34.8	-3.33	€ 36	23/03/2026	35.4	34.56	35.5	34.8	34.903	100@34.76	297@34.88	---	---	303,281	3,387	10,585,467.50	4,977,199.70	32.9	47.68	65102000
31,400,000	0.400	---	---	---	26/04/2007	10/05/2023	---	MIG (CR)	3.03	-0.98	€ 3.06	23/03/2026	3.06	2.96	3.08	3.03	3.017	100@3.01	36@3.03	---	---	3,558	42	10,734.84	95,142.00	2.82	3.85	30202000
126,502,434	0.500	0.0304	0.0302	---	15/05/2025	28/07/2021	---	PREMIA (CR)	1.3	-1.37	€ 1.318	23/03/2026	1.308	1.294	1.316	1.3	1.304	9358@1.30	247@1.30	---	---	54,805	208	71,479.18	164,453.16	1.236	1.49	35102000
70,029,804	1.00	---	---	---	15/05/2025	---	---	QUALCO GROUP (CR)	5.96	---	~ 5.96	23/03/2026	5.95	5.85	5.96	5.96	5.921	205@5.84	1805@5.96	---	---	28,545	108	169,012.49	417,377.63	5.08	6.73	10101015
78,325,475	0.85	3	---	---	30/06/2025	23/07/2019	---	TITAN (CB)	45.5	0.55	# 45.25	23/03/2026	45.25	44.35	45.55	45.5	45.167	53@45.45	25@45.55	---	---	81,363	1,525	3,674,919.10	3,563,809.11	42.6	59	50101030
259,189,761	0.12	0.16	---	---	24/06/2025	26/02/2016	---	VIOHALCO SA/NV (CB)	12.38	-4.62	€ 12.98	23/03/2026	12.94	12.38	12.94	12.38	12.639	400@12.36	51@12.58	---	---	88,453	586	1,117,961.52	3,208,769.24	11.68	15.78	55102015
148,321,516	0.300	0.03	0.07	---	02/09/2025	22/01/2020	---	AVAX S.A. (CR)	2.97	-4.50	€ 3.11	23/03/2026	3.04	2.95	3.11	2.97	3.017	1850@2.96	38@2.98	---	---	369,928	1,013	1,116,102.73	440,514.90	2.79	3.645	50101010
232,000,000	2.12	0.0582	0.1207	0.1207	25/09/2025	19/06/2017	---	ADMIE (IPTO) HOLDING S.A. (CR)	2.83	0.36	# 2.82	23/03/2026	2.805	2.8	2.855	2.83	2.822	155@2.81	313@2.83	---	2024	40,143	176	113,298.31	656,560.00	2.76	3.125	65101015
90,167,100	0.500	0.7515	0.8041	---	20/05/2025	24/05/2021	---	AEGEAN AIRLINES (CR)	11.92	-0.67	€ 12	23/03/2026	12.18	11.82	12.18	11.92	11.908	2776@11.90	302@11.96	---	---	84,938	931	1,011,460.44	1,074,791.83	10.8	15.36	40501010
204,002,463	0.300	---	---	---	12/08/2008	07/01/2025	---	AKTOR S.A. HOLDING CO. (CR)	10.22	-0.78	€ 10.3	23/03/2026	10.3	10.04	10.38	10.22	10.183	804@10.16	516@10.22	---	---	117,621	624	1,197,684.28	2,084,905.17	9.5	11.7	50101010
103,423,291	0.570	---	0.4134	---	25/06/2025	28/08/2024	---	GEK TERNA (CR)	33.96	-3.41	€ 35.16	23/03/2026	35.16	33.8	35.16	33.96	34.315	53@33.94	20@33.98	---	---	217,032	2,384	7,447,394.62	3,512,254.96	25.28	37.58	50101010
369,270,000	2.48	0.25	0.4	---	21/07/2025	12/12/2001	---	PPC (CR)	17.86	-3.25	€ 18.46	23/03/2026	18.2	17.64	18.49	17.86	17.937	500@17.84	20440@17.88	---	---	506,101	3,076	9,077,803.37	6,595,162.20	16.28	20.56	65101015
309,544,087	1.00	0.33	0.7862	---	23/04/2025	07/02/2024	---	ATHENS INTL AIRPORT (CR)	10.6	-2.21	€ 10.84	23/03/2026	10.84	10.6	10.84	10.6	10.69	738@10.60	6@10.61	---	2024	55,595	676	594,324.71	3,281,167.32	9.92	12	50206060
914,715,153	1.00	0.3643	0.4442	0.221	10/11/2025	29/08/2018	---	NATIONAL BANK (CR)	12.4	-4.80	€ 13.025	23/03/2026	12.865	12.4	12.935	12.4	12.604	30@12.38	4000@12.73	---	---	3,697,995	3,932	46,610,006.22	1,342,467.90	12.06	16.005	30101010
27,728,682	0.260	(0.06)	0.065	---	14/07/2025	24/07/2024	---	EKTER SA (CR)	3.655	-1.22	€ 3.7	23/03/2026	3.71	3.58	3.75	3.655	3.62	350@3.60	8@3.66	---	---	73,964	323	267,744.28	101,348.33	3.31	4.59	50101010
375,241,586	0.390	0.04	0.0901	---	26/06/2025	14/07/2006	---	ELVALHALCOR (CR)	3.425	-0.87	€ 3.455	23/03/2026	3.5	3.39	3.54	3.425	3.459	247@3.42	1015@3.43	---	---	166,946	829	577,470.59	1,285,202.43	3.21	5.07	55102015
348,192,005	0.040	---	---	0.5029	22/12/2025	24/03/2025	---	ELLAKTOR (CR)	1.248	-1.58	€ 1.268	23/03/2026	1.268	1.232	1.268	1.248	1.244	500@1.23	2420@1.25	---	---	94,706	191	117,843.18	434,543.62	1.134	1.516	50101010
60,348,000	0.420	0.2504	0.3025	---	23/06/2025	04/08/2021	---	HELLENIC EXCHANGES-A.S.E. (CR)	7	---	~ 7	23/03/2026	7	6.95	7.02	7	7.001	30430@7.00	560@7.03	---	---	73,606	64	515,336.83	422,436.00	5.72	7.26	30202015
106,500,000	0.600	0.1	0.07	---	22/07/2025	13/09/2021	---	EYDAP S.A. (CR)	9.39	0.97	# 9.3	23/03/2026	9.29	9.14	9.56	9.39	9.366	63@9.30	63@9.44	---	---	138,496	770	1,297,197.98	1,000,035.00	7.02	9.56	65102030
114,320,400	0.100	---	---	---	26/11/2021	05/08/2019	---	IKTINOS HELLAS SA (CR)	0.3465	1.91	# 0.34	23/03/2026	0.333															

Number of Outstanding Securities	Nominal Value	Dividends [1]			Date of Last Coupon		Note	Shares	Closing price	% change	Previous closing price/date	Open price	Price min	Price max	Last price	Avg price	Last Bid [7]	Last Ask [7]	P/E after tax	Year	Volume	Trades	Transactions Value[8]	Company Mkt Value (thou. €)	Year low	Year high	Sector[4]	
2023	2024	2025	Dividend [2]	Right																								
221,322,426	1.15	(0.1467)	(0.19)	---	23/06/2025	09/07/2025	---	OPTIMA BANK (CR)	8.61	0.82 #	8.54	23/03/2026	8.5	8.41	8.63	8.61	8.521	52@8.55	40@8.62	---	---	135,582	865	1,155,336.83	1,905,586.09	7.59	10.1	30101010
1,235,953,028	0.930	0.0632	---	---	10/07/2024	03/06/2025	---	PIRAEUS BANK (CR)	7.006	-1.32 €	7.1	23/03/2026	7.03	6.868	7.04	7.006	6.973	267@7.00	845@7.01	---	---	3,643,263	6,411	25,406,006.85	8,659,086.91	6.53	8.99	30101010
Main Market - Medium Liquidity Class																												
13,126,020	0.660	0.1376	0.1713	---	16/12/2025	04/09/2020	---	AS COMPANY SA (CR)	3.78	0.26 #	3.77	23/03/2026	3.77	3.69	3.78	3.78	3.742	100@3.74	152@3.78	---	---	12,220	24	45,727.35	49,616.36	3.62	4.17	40401030
14,000,000	1.95	0.26	0.5	---	24/06/2025	26/03/2024	---	ALPHA REAL ESTATE (CR)	7.1	-0.28 €	7.12	23/03/2026	7.06	7.02	7.14	7.1	7.103	70@7.06	90@7.10	---	---	3,630	57	25,785.10	99,400.00	6.94	7.58	35101015
3,150,744	0.360	0.563	0.5842	---	27/05/2025	02/06/2020	---	ALPHA TRUST HOLDINGS (CR)	14.95	0.34 #	14.9	23/03/2026	14.95	14.95	14.95	14.95	14.95	50@14.35	5@14.90	---	---	800	8	11,960.00	47,103.62	11.9	15.95	30202010
48,624,764	0.080	0.7	0.85	---	10/04/2025	05/12/2022	---	AUTOHELLAS SA (CR)	11	-0.90 €	11.1	23/03/2026	11	10.84	11.1	11	10.985	26@10.98	500@11.04	---	---	50,486	301	554,607.58	534,872.40	10.8	13.44	40401030
178,157,803	0.040	---	---	---	01/07/2008	21/02/2020	---	AVE (CR)	0.453	0.44 #	0.451	23/03/2026	0.453	0.445	0.453	0.453	0.451	250@0.447	3167@0.453	---	---	1,773	14	799.70	80,705.48	0.423	0.49	40301010
47,149,827	2.10	---	0.135	0.08	05/11/2025	27/12/2024	---	BRIQ PROPERTIES (CR)	2.94	---	2.94	23/03/2026	2.96	2.94	3	2.94	2.974	6000@2.95	2056@2.97	---	---	36,275	61	107,896.50	138,620.49	2.86	3.12	35102000
101,123,806	0.360	---	---	---	22/07/2010	28/06/2011	---	CENTRIC HOLDINGS (CR)	0.306	1.32 #	0.302	23/03/2026	0.297	0.291	0.306	0.306	0.296	3000@0.297	3270@0.306	---	---	29,571	45	8,762.66	30,943.88	0.29	0.42	40203040
784,500	10.00	0.5008	0.4	0.15	02/12/2025	31/07/2018	---	CNL CAPITAL (CR)	6.6	-0.75 €	6.65	23/03/2026	6.6	6.6	6.6	6.6	6.6	100@6.55	100@6.65	---	2024	27	1	178.20	5,177.70	6.3	7.6	30202010
10,567,700	0.300	---	---	---	06/10/2005	13/02/2002	---	CPI SA (CR)	0.53	---	0.53	23/03/2026	---	---	---	---	---	250@0.512	1000@0.528	---	---	---	---	---	5,600.88	0.5	0.646	10102030
1,618,012,407	0.050	---	---	---	04/06/2008	16/10/2024	---	CrediaBank (CR)	1.33	-1.04 €	1.344	23/03/2026	1.34	1.304	1.354	1.33	1.324	200@1.32	4000@1.34	---	---	641,681	657	849,494.84	2,151,956.50	1.116	1.722	30101010
18,680,300	0.050	---	---	---	06/07/2022	---	---	DIMAND (CR)	12.3	-2.77 €	12.65	23/03/2026	12.5	12.2	12.5	12.3	12.353	200@12.15	7427@12.30	---	---	11,160	52	137,854.30	229,767.69	10.95	13.5	35101010
15,333,480	0.100	---	0.04	---	07/07/2025	02/02/2026	---	E.I.N.S. (CR)	1.544	-1.66 €	1.57	23/03/2026	1.546	1.512	1.546	1.544	1.524	1000@1.51	1477@1.54	---	---	39,505	159	60,221.87	23,674.89	1.38	2.115	50205020
121,168,897	0.040	---	---	---	07/07/2010	16/01/2024	5160	FRIGOGLASS SA (CR)	0.319	-1.24 €	0.323	23/03/2026	0.306	0.306	0.325	0.319	0.316	600@0.313	3882@0.319	---	2024	27,171	31	8,577.31	38,652.88	0.291	0.5	50204000
169,043,561	0.300	---	0.02	---	17/07/2025	28/11/2022	---	LAVIPHARM SA (CR)	1.2	-0.83 €	1.21	23/03/2026	1.19	1.176	1.208	1.2	1.193	1100@1.18	5414@1.20	---	---	50,966	78	60,818.56	202,852.27	0.937	1.458	20103015
4,740,000	0.860	---	---	---	14/03/2003	---	---	LOGISMOS S.A. (CR)	2.12	---	2.12	23/03/2026	2.02	1.96	2.12	2.12	2.081	500@2.10	69@2.12	---	2024	2,854	21	5,938.34	10,048.80	1.96	2.58	10101015
17,120,280	0.940	0.12	0.3	---	26/05/2025	26/06/2023	---	LOULIS FOOD (CR)	3.59	1.70 #	3.53	23/03/2026	3.51	3.42	3.6	3.59	3.472	200@3.43	10@3.59	---	---	1,979	23	6,870.25	61,461.81	3.42	4.1	45102020
4,419,616	1.58	0.06	0.13	---	07/07/2025	04/03/2015	---	MEDICON S.A (CR)	2.46	---	2.46	23/03/2026	---	---	---	---	---	271@2.40	200@2.46	---	---	---	---	---	10,872.26	2.32	2.75	20102010
468,700	2.8	2.4	---	---	12/06/2025	21/05/2004	---	MERMEREN KOMB. A.D. PR. (GDR)	34.4	-3.37 €	35.6	23/03/2026	34.8	34	34.8	34	34.4	31@33.20	69@35.00	---	2024	200	5	6,880.00	16,123.28	31	36.2	55102000
10,500,000	0.950	0.15	0.25	---	04/07/2025	21/07/2023	---	MEVACO SA (CR)	9.1	-0.55 €	9.15	23/03/2026	9	8.7	9.1	9.1	8.99	115@8.70	1105@9.10	---	2024	605	13	5,438.85	95,550.00	8.3	9.85	55102015
153,908,095	0.870	0.0229	0.0248	---	11/09/2025	02/08/2024	---	ORILINA PROPERTIES REIC (CR)	0.812	-1.22 €	0.822	23/03/2026	0.822	0.812	0.822	0.812	0.818	500@0.796	120@0.812	---	---	18,309	28	14,977.51	124,973.37	0.78	0.886	35102000
14,101,683	0.100	0.0526	0.1091	---	03/06/2025	02/11/2021	---	PERFORMANCE TECHNOLOGIES (CR)	7.01	-3.58 €	7.27	23/03/2026	7.27	6.96	7.27	7.01	7.109	135@6.99	382@7.02	---	---	10,280	67	73,085.54	98,852.80	6.62	8.92	10101010
24,823,934	0.230	0.049	0.0647	---	01/07/2025	08/06/2022	---	PROFILE SA (CR)	7.11	-3.27 €	7.35	23/03/2026	7.22	7.04	7.22	7.11	7.103	483@7.05	470@7.13	---	---	29,725	245	211,141.88	176,498.17	6	8.12	10101010
35,377,749	0.280	---	---	---	18/07/2005	22/12/2025	---	QUALITY & RELIABILITY SA (CR)	1.156	-0.34 €	1.16	23/03/2026	1.15	1.142	1.164	1.156	1.157	962@1.14	777@1.16	---	---	26,962	68	31,184.14	40,896.68	1	1.43	10101010
107,222,688	0.440	0.22	0.3	---	23/06/2025	16/03/2022	---	QUEST HOLDINGS (CR)	6.35	0.16 #	6.34	23/03/2026	6.34	6.2	6.35	6.35	6.286	50@6.33	494@6.35	---	---	12,020	75	75,562.64	680,864.07	6.07	7.22	10101010
21,500,000	0.400	0.04	0.0509	---	19/08/2025	06/08/2021	---	REAL CONSULTING (CR)	5.04	-0.39 €	5.06	23/03/2026	5.06	4.95	5.1	5.04	5.003	300@4.96	45@5.04	---	---	28,236	100	141,262.81	108,360.00	4.95	6.56	10101010
6,456,530	1.08	0.16	0.15	---	21/07/2025	02/08/2010	---	SPACE HELLAS SA (CR)	6.2	-1.90 €	6.32	23/03/2026	6.24	6.1	6.24	6.2	6.15	1000@6.14	150@6.26	---	---	860	5	5,289.20	40,030.49	6	8.48	15101010
121,132,042	1.60	0.08	0.1	0.0651	30/12/2025	10/11/2023	---	TRADE ESTATES REIC (CR)	1.875	0.27 #	1.87	23/03/2026	1.89	1.87	1.89	1.875	1.882	1007@1.88	2000@1.89	---	---	34,253	74	64,453.58	227,122.58	1.81	2.02	35102045
17,190,046	0.300	---	---	---	16/11/1992	09/10/2025	---	UNIBIOS (CR)	2.67	-0.37 €	2.68	23/03/2026	2.74	2.64	2.75	2.67	2.694	640@2.65	550@2.68	---	---	19,834	84	53,435.55	45,897.42	2.13	2.97	50204000
7,595,160	0.600	---	---	---	10/09/2019	18/08/2010	---	YKNOT (CR)	1.48	3.50 #	1.43	23/03/2026	1.45	1.42	1.555	1.48	1.477	100@1.46	30@1.48	---	---	107,832	213	159,313.06	11,240.84	1.395	2.41	40501015
32,413,681	0.370	---	---	---	15/07/2009	11/05/2000	---	ALUMIL (CR)	5.34	-4.30 €	5.58	23/03/2026	5.62	5.34	5.62	5.34	5.442	974@5.34	200@5.48	---	---	18,552	69	100,966.66	173,089.06	5	6.88	55102035
3,734,164	3.44	0.4954	0.5896	---	14/10/2025	19/07/2022	---	ANDROMEDA SA (CR)	7.82	-0.26 €	7.84	23/03/2026	7.84	7.7	7.88	7.88	7.792	50@7.68	406@7.88	---	2024	1,654	26	12,888.06	29,201.16	7.7	9.1	30204000
15,300,000	0.300	---	0.01	---	09/10/2025	13/12/1999	---	ATTICA PUBLICATIONS SA (CR)	1.29	2.38 #	1.26	23/03/2026	1.28	1.27	1.29	1.29	1.285	200@1.22	27@1.29	---	---	85	7	109.23	19,737.00	1.17	1.44	40301030
23,986,500	1.00	---	---	---	26/06/2009	25/08/2025	---	BIOKARPET S.A.(CR)	1.525	-1.61 €	1.55	23/03/2026	1.53	1.525	1.56	1.525	1.537	300@1.53	400@1.55	---	---	10,148	33	15,594.73	36,579.41	1.45	2.06	50101035
6,325,000	0.600	0.145	0.07	---	28/07/2025	17/02/2014	---	VOYATZOGLOU (CR)	2.02	-0.98 €	2.04	23/03/2026	2.06	2	2.06	2.02	2.023	290@2.00	80@2.02	---	---	790	9	1,598.00	12,776.50	1.96	2.44	50205010

Daily Official List

Year: 147 Trading Day No: 56

Section 2: Analytic Figures of Shares Transactions

Tuesday, 24 March, 2026

Number of Outstanding Securities	Nominal Value	Dividends [1]			Date of Last Coupon		Note	Shares	Closing price	% change	Previous closing price/date	Open price	Price min	Price max	Last price	Avg price	Last Bid [7]	Last Ask [7]	P/E after tax	Year	Volume	Trades	Transactions Value[8]	Company Mkt Value (thou. €)	Year low	Year high	Sector[4]	
		2023	2024	2025	Dividend [2]	Right																						
15,878,748	0.480	---	---	---	10/07/2006	22/03/2004	---	DOMIKI KRITIS SA (CR)	1.99	---	1.99	23/03/2026	1.975	1.96	2.02	1.99	1.999	500@1.88	450@1.99	---	---	8,249	21	16,485.63	31,598.71	1.89	2.65	50101010
34,720,000	0.310	---	---	---	16/06/2010	01/08/2007	---	DROMEAS SA (CR)	0.32	-3.03	0.33	23/03/2026	0.32	0.32	0.32	0.32	0.32	1000@0.320	100@0.329	---	---	2,300	2	736.00	11,110.40	0.31	0.39	40202015
13,673,200	0.420	0.05	0.05	---	19/08/2025	26/07/2001	---	EVROFARMA (CR)	3.4	---	3.4	23/03/2026	3.4	3.4	3.4	3.4	50@3.30	100@3.36	---	---	100	1	340.00	46,488.88	3.02	4.07	45102020	
18,146,007	1.00	---	---	---	23/08/2023	10/09/2010	---	ELASTRON (CR)	2.1	-0.94	2.12	23/03/2026	2.17	2.07	2.17	2.1	2.08	10@2.08	1871@2.10	---	---	6,639	18	13,809.82	38,106.61	2.02	2.65	55102010
3,307,500	0.210	0.4	0.4	---	23/10/2025	30/11/2022	---	ELVE SA (CR)	5.25	-0.94	5.3	23/03/2026	5.25	5.25	5.25	5.25	5.25	50@5.15	765@5.25	---	2024	35	2	183.75	17,364.38	5	5.8	40204020
23,828,130	0.500	0.108	0.1366	---	14/07/2025	17/02/2009	---	ELINOIL S.A. (CR)	2.23	---	2.23	23/03/2026	2.18	2.17	2.23	2.23	2.184	60@2.18	405@2.23	---	---	258	5	563.39	53,136.73	2.11	2.59	60101020
19,864,886	5.60	0.672	0.672	---	23/04/2025	02/07/2008	---	BANK OF GREECE (CR)	15.1	---	15.1	23/03/2026	15.35	15	15.35	15.1	15.234	1136@15.10	25@15.20	---	2025	5,578	60	84,974.50	299,959.78	14.8	17.5	30101010
26,730,187	0.520	---	0.07	---	09/07/2025	01/08/2017	---	ELTON SA (CR)	1.7	-0.88	1.715	23/03/2026	1.72	1.66	1.72	1.7	1.69	200@1.66	17@1.70	---	---	8,047	32	13,601.12	45,441.32	1.62	2.22	50205010
36,300,000	1.12	0.0276	0.055	---	01/07/2025	12/12/2007	---	THESSALONIKA WATER & SEWERAGE	3.91	-0.76	3.94	23/03/2026	3.93	3.87	3.94	3.91	3.909	100@3.89	980@3.92	---	---	11,081	54	43,310.82	141,933.00	3.4	4.02	65102030
143,352,325	0.260	---	---	---	29/08/2022	28/04/2025	---	EVROPI HOLDINGS S.A. (CR)	1.975	1.80	1.94	23/03/2026	1.95	1.89	1.975	1.975	1.945	150@1.92	4500@1.98	---	---	13,616	74	26,478.89	283,120.84	1.77	2.34	30302025
86,735,980	0.310	0.02	---	---	22/07/2024	07/09/2023	---	ATHENS MEDICAL CENTER SA (CR)	1.65	---	1.65	23/03/2026	1.615	1.6	1.65	1.65	1.619	100@1.63	1249@1.65	---	---	11,407	70	18,471.64	143,114.37	1.565	2.07	20101010
14,111,198	0.450	(0.0133)	0.07	---	31/07/2025	09/01/2025	---	ILYDA S.A. (CR)	4.37	0.92	4.33	23/03/2026	4.33	4.16	4.46	4.37	4.328	88@4.26	305@4.37	---	2024	14,400	130	62,319.46	61,665.94	3.74	5.52	10101015
45,417,399	0.100	---	---	---	25/07/2008	02/04/2024	---	INTERWOOD-XYLEMPORIA (CR)	0.205	-1.44	0.208	23/03/2026	0.209	0.204	0.21	0.205	0.208	2855@0.204	1500@0.207	---	---	27,880	31	5,806.63	11,207.33	0.201	0.274	50101020
18,567,912	0.590	0.16	0.201	---	02/07/2025	26/01/2021	---	INTERLIFE G.C.I.(CR)	5.72	-2.39	5.86	23/03/2026	5.9	5.72	5.94	5.72	5.85	215@5.72	72@5.76	---	2024	5,495	42	32,144.28	106,208.46	5.56	6.98	30302025
8,424,900	0.500	---	---	---	12/07/2010	04/07/2019	---	INTERTECH SA (CR)	1.26	-3.08	1.3	23/03/2026	1.255	1.255	1.26	1.26	1.256	30@1.18	903@1.26	---	2024	729	8	915.78	10,615.37	0.99	1.5	50205010
19,804,134	0.150	---	---	---	01/07/2004	06/11/2017	---	KEKROPS SA (CR)	1.665	-1.77	1.695	23/03/2026	1.73	1.65	1.73	1.665	1.673	853@1.67	300@1.70	---	2024	4,653	24	7,786.47	32,973.88	1.53	2.35	50101010
11,510,102	0.890	---	---	---	24/06/2005	06/10/1999	---	NAFPAKTOS TEXTILE (CR)	1.36	---	1.36	23/03/2026	1.36	1.33	1.37	1.36	1.346	300@1.32	510@1.36	---	---	1,950	17	2,624.75	15,653.74	1.305	1.69	55101020
21,224,340	0.420	---	---	---	06/09/2022	25/04/2006	---	KORDELLOS BROS SA (CR)	0.418	-5.64	0.443	23/03/2026	0.411	0.411	0.44	0.418	0.418	1000@0.411	999@0.440	---	2024	2,079	15	869.66	8,871.77	0.366	0.554	55102010
33,065,136	0.380	0.3506	0.4007	---	21/08/2025	16/09/2013	---	KRI-KRI S.A. (CR)	19.96	-0.20	20	23/03/2026	20	19.6	20	19.96	19.856	2216@19.90	462@19.92	---	2024	11,519	129	228,721.30	659,980.11	19.18	24.65	45102020
6,200,000	0.500	---	---	---	22/06/2010	01/11/1995	---	MINERVA KNITWEAR (CR)	0.552	4.15	0.53	23/03/2026	0.522	0.522	0.558	0.54	0.546	317@0.540	45@0.552	---	---	4,295	20	2,343.54	3,422.40	0.473	0.772	40204020
5,939,268	0.620	---	---	---	10/07/2003	03/01/2002	---	LANAKAM SA (CR)	1.34	4.69	1.28	23/03/2026	1.34	1.34	1.34	1.34	1.34	25@1.11	5050@1.28	---	---	1	1	1.34	7,958.62	0.96	1.43	40401020
9,819,370	0.500	---	---	---	14/08/2007	09/01/2004	---	MATHIOS REFRACTORY SA (CR)	0.635	-1.55	0.645	23/03/2026	0.635	0.62	0.65	0.635	0.633	200@0.620	79@0.635	---	---	1,440	22	911.08	6,235.30	0.62	0.97	55101000
30,150,000	0.360	0.122	0.1335	---	17/06/2025	25/04/2019	---	MOTODYNAMICS S.A. (CR)	2.45	2.94	2.38	23/03/2026	2.4	2.35	2.46	2.46	2.424	100@2.39	585@2.46	---	---	15,423	64	37,391.38	73,867.50	2.23	2.7	40401030
6,340,000	0.600	0.2	0.23	0.23	09/12/2025	11/01/2024	---	NAKAS MUSIC	3.56	1.14	3.52	23/03/2026	3.56	3.5	3.56	3.56	3.543	70@3.40	92@3.56	---	---	72	9	255.12	22,570.40	3.24	3.92	40401030
126,431,958	2.50	0.025	0.043	---	03/06/2025	05/06/2024	---	NOVAL PROPERTY REIC (CR)	2.63	---	2.63	23/03/2026	2.63	2.61	2.63	2.63	2.62	1322@2.61	8236@2.63	---	2024	6,404	16	16,781.12	332,516.05	2.58	2.92	35102045
10,080,000	3.00	1.3	2	---	16/05/2025	27/08/2001	---	TPA SA (CR)	35.5	---	35.5	23/03/2026	35.7	35.5	35.7	35.5	35.589	50@34.60	480@35.40	---	---	45	2	1,601.50	357,840.00	34	38.8	50206060
25,000,000	2.00	1.336	1.92	---	04/08/2025	08/08/2003	---	P.P.A. S.A. (CR)	35.6	0.57	35.4	23/03/2026	35.8	35.6	35.85	35.6	35.781	50@35.55	170@35.95	---	2024	1,324	33	47,373.60	890,000.00	35.4	41.1	50206060
68,926,799	0.240	---	---	---	07/07/2023	---	---	ONYX TOURISTIKI S.A. (CR)	1.41	0.71	1.4	23/03/2026	1.415	1.385	1.415	1.41	1.4	1500@1.41	2639@1.41	---	---	20,011	63	28,020.06	97,186.79	1.33	2.22	40401020
4,971,466	1.46	---	---	---	04/07/2007	08/10/2003	---	PAIRIS SA (CR)	0.886	---	0.886	23/03/2026	---	---	---	---	---	115@0.782	100@0.870	---	---	---	---	---	4,404.72	0.73	0.984	50203030
27,098,594	0.540	0.0702	0.0605	0.0404	07/10/2025	14/01/2021	---	PAPOUTSANIS (CR)	3.59	---	3.59	23/03/2026	3.58	3.54	3.59	3.59	3.559	1912@3.53	83@3.59	---	2025	2,438	36	8,675.66	97,283.95	3.32	4.06	45201020
7,070,400	0.930	0.8645	0.3242	---	11/07/2025	06/05/2016	---	PETROPOULOS PETROS (CR)	8.04	0.25	8.02	23/03/2026	8.06	7.96	8.06	8.04	8.03	300@7.98	190@8.04	---	---	3,270	19	26,256.60	56,846.02	7.9	8.98	50206015
43,741,452	0.660	0.2388	0.2391	0.07	19/01/2026	01/11/1999	---	THRACE PLASTICS SA (CR)	3.67	-1.74	3.735	23/03/2026	3.75	3.625	3.75	3.67	3.653	321@3.64	320@3.67	---	---	38,124	119	139,257.34	160,531.13	3.55	4.535	50203015
24,319,250	0.300	---	---	---	09/07/2002	04/07/2007	5165	PROODEFTIKH SA (CR)	0.342	0.59	0.34	23/03/2026	0.336	0.336	0.346	0.342	0.342	2500@0.334	890@0.344	---	---	6,003	11	2,051.29	8,317.18	0.316	0.5	50101010
21,912,599	0.300	0.0485	0.0483	---	29/04/2025	23/02/2007	---	REVOIL (CR)	1.565	-0.95	1.58	23/03/2026	1.575	1.535	1.58	1.565	1.551	20@1.57	150@1.61	---	---	22,478	63	34,853.53	34,293.22	1.535	1.86	60101020
13,582,223	1.35	---	---	---	24/06/2008	02/02/2016	---	SIDMA STEEL (CR)	1.515	-0.66	1.525	23/03/2026	1.525	1.5	1.53	1.525	1.509	300@1.50	96@1.53	---	---	4,870	20	7,349.03	20,577.07	1.455	2.12	55102010
40,693,350	5.00	---	---	---	03/07/2006	26/05/2015	---	TECHNICAL OLYMPIC SA (CR)	2.23	0.91	2.21	23/03/2026	2.21	2.16	2.23	2.23	2.182	100@2.20	476@2.23	---	---	4,219	34	9,206.29	90,746.17	2.12	2.61	50206030
3,048,000	0.300	---	---	---	06/07/2007																							

Number of Outstanding Securities	Nominal Value	Dividends [1]			Date of Last Coupon		Note	Shares	Closing price	% change	Previous closing price/date	Open price	Price min	Price max	Last price	Avg price	Last Bid [7]	Last Ask [7]	P/E after tax	Year	Volume	Trades	Transactions Value[8]	Company Mkt Value (thou. €)	Year low	Year high	Sector[4]	
243,164,193	0.300	0.07	0.07	---	12/09/2025	05/12/2023	---	ATTICA HOLDINGS (CR)	1.57	-2.79	€ 1.615	23/03/2026	1.6	1.54	1.6	1.57	1.572	104@1.57	---	---	6,982	58	10,974.98	381,767.78	1.51	2.06	40501015	
11,943,624	0.540	0.15	0.165	---	01/07/2025	30/08/2019	---	FLEXOPACK SA (CR)	7.65	1.32	# 7.55	23/03/2026	7.65	7.65	7.7	7.7	7.65	274@7.65	---	---	728	4	5,569.30	91,368.72	7.5	8.6	50203030	
244,737,498	0.500	0.02	0.03	---	02/04/2025	28/12/2023	---	TRASTOR REAL EST. INV. CO.(CR)	1.2	-1.64	€ 1.22	23/03/2026	1.23	1.2	1.23	1.22	1.206	100@1.19	---	2025	3,496	36	4,217.60	293,685.00	1.17	1.38	35102000	
18,810,000	0.400	0.0381	0.0591	---	20/10/2025	14/11/2007	---	VARVERIS - MODA BAGNO SA (CR)	5.82	0.34	# 5.8	23/03/2026	5.72	5.66	5.88	5.82	5.765	50@5.78	---	---	2,243	21	12,930.32	109,474.20	5.16	6.14	40401025	
3,417,600	0.100	0.016	---	---	04/07/2024	02/04/2024	---	INTERWOOD-XYLEMPORIA (PR)	0.555	---	↘ 0.555	23/03/2026	0.605	0.55	0.605	0.55	0.585	500@0.520	---	---	27	2	15.79	11,207.33	0.4	0.64	50101020	
2,760,000	11.83	12.4	14	---	30/05/2025	16/07/1990	---	KARELIA (CR)	370	---	↘ 370	23/03/2026	372	370	374	370	370.411	13@368.00	---	---	711	52	263,362.00	1,021,200.00	354	382	45103010	
21,364,000	1.12	---	---	---	21/08/2023	08/03/2023	---	LAMPASA HOTEL SA (CR)	46.4	---	↘ 46.4	23/03/2026	---	---	---	---	---	53@46.40	---	---	---	---	---	991,289.60	42.2	46.8	40501025	
38,566,614	0.700	---	---	---	21/07/2008	07/07/2025	---	MOUZAKIS (CR)	0.58	---	↘ 0.58	23/03/2026	---	---	---	---	---	300@0.565	---	---	---	---	---	22,368.64	0.55	0.69	55101020	
42,500,000	1.00	0.0383	0.0538	0.1673	21/11/2025	13/09/2023	---	MPL KEDROS (CR)	4.34	---	↘ 4.34	23/03/2026	4.34	4.34	4.38	4.38	4.34	500@4.30	---	---	1,002	7	4,348.76	184,450.00	4.23	4.4	35102000	
27,379,200	0.980	0.5001	0.52	---	25/08/2025	29/08/2022	---	CRETE PLASTICS SA (CR)	13.8	---	↘ 13.8	23/03/2026	14.2	14.2	14.2	14.2	14.2	1@13.40	---	---	1	1	14.20	377,832.96	13.2	15.9	50203015	
255,494,534	2.71	0.247	0.705	0.216	15/12/2025	30/09/2021	---	PRODEA (CR)	5.6	---	↘ 5.6	23/03/2026	5.65	5.55	5.65	5.55	5.643	160@5.45	---	---	28	4	158.00	1,430,769.39	5.2	6.1	35102000	
4,181,450	0.500	---	---	---	21/08/2000	05/03/2002	---	FLOUR MILLS SARANTOPOULOS SA	1.46	---	↘ 1.46	23/03/2026	---	---	---	---	---	---	600@1.60	---	---	---	---	---	6,104.92	1.12	1.46	45102020
1,011,000	1.00	---	---	---	01/07/2004	11/12/2012	5193	TRIA ALFA SA (CR)	5.1	---	↘ 5.1	23/03/2026	---	---	---	---	---	50@4.66	---	2024	---	---	---	---	5,156.10	4.9	7.5	55101020

Exchange Traded Funds (ETFs)

1,255,078	---	---	---	---	15/06/2016	---	---	ALPHA ETF FTSE Athex Large Cap	52.82	-1.58	€ 53.67	23/03/2026	53.5	52.66	53.5	52.82	53.013	11@52.70	---	---	9,877	105	523,609.74	---	51.03	66.71	12003
-----------	-----	-----	-----	-----	------------	-----	-----	--------------------------------	-------	-------	---------	------------	------	-------	------	-------	--------	----------	-----	-----	-------	-----	------------	-----	-------	-------	-------

Surveillance

8,321,682	0.670	---	---	---	17/08/2007	23/11/1999	---	N. LEVENTERIS (CR)	0.292	---	↘ 0.292	23/03/2026	0.292	0.292	0.292	0.292	0.292	---	700@0.290	---	2024	1,000	1	292.00	2,825.31	0.252	0.32	55102010	
2,160,524	0.670	---	---	---	03/12/2018	23/11/1999	---	N. LEVENTERIS (PR)	0.183	---	↘ 0.183	23/03/2026	---	---	---	---	---	---	---	---	2024	---	---	---	---	2,825.31	0.165	0.2	55102010

Suspension Status

13,191,620	0.620	---	---	---	04/08/2010	09/09/2002	5232	YALCO - CONSTANTINOU (CR)	0.16	---	↘ 0.16	30/05/2025	---	---	---	---	---	---	26032@0.162	---	---	---	---	---	2,110.66	0.16	0.16	40202020
27,100,914	0.650	---	---	---	01/08/2007	07/04/2000	5093	AKRITAS SA (CR)	1.08	---	↘ 1.08	05/03/2026	---	---	---	---	---	---	---	---	---	---	---	---	29,268.99	1.02	1.08	50101035
17,579,754	4.16	---	---	---	18/08/2006	02/08/2010	---	BIOTER SA (CR)	0.206	---	↘ 0.206	30/05/2025	---	---	---	---	---	---	---	---	---	---	---	---	3,621.43	0.206	0.206	50101010
3,961,300	1.28	---	---	---	29/06/2004	03/08/2000	5248	DUROS SA (CR)	0.25	---	↘ 0.25	24/04/2023	---	---	---	---	---	---	---	---	---	---	---	---	990.33	0.25	0.25	40204020
15,842,391	1.51	---	---	---	15/07/2009	12/05/2000	5141	BITROS HOLDING SA (CR)	0.51	---	↘ 0.51	30/05/2025	---	---	---	---	---	---	---	---	---	---	---	---	8,079.62	0.51	0.51	55102010
28,438,268	0.070	---	---	---	21/08/2006	24/11/1999	5253	SPIROY AGRICULTURE SA (CR)	0.138	---	↘ 0.138	30/05/2025	---	---	---	---	---	---	---	---	---	---	---	---	3,924.48	0.138	0.138	45102010

Shares' Notes

Code	Note text
()	- Adjusted dividends.
*	- Last adjusted closing price.
[1]	- Net dividends.
[2]	- The "Date of Last Coupon" for New listings refers to the date company's stocks started to trade in Athex
[3]	- The Company Market Value is referred to the number of outstanding shares
[4]	- Sectors codification can be found in Appendix A
[5]	- The Market Value refers to the total number of shares listed (including their several classes) in the exchange by the company.
[6]	- P/E greater than 100
[7]	- Last view of the Order Book before the end of the trading session
[8]	- All Blocks Methods' Transactions Value are included.
5093	- Transfer to the Surveillance Category as of 8/4/2015.
5141	- Transfer to the Surveillance Category as of 10/05/2017.
5160	- Transfer to the Surveillance Category as of 15/04/2016.
5165	- Transfer to the Surveillance Category as of 15/02/2018.
5193	- Transfer to the Surveillance Category as of 25/10/2018.
5232	- Transfer to the Under Surveillance Category from 08/04/2011.
5248	- Transfer to the Surveillance Category as of 06/09/20116.
5253	- Transfer to the Surveillance Category as of 14/5/2021.

Securities Blocks Details

Securities	Block Volume	Price	Block Trade Value	Time of approval	Note
ATHENS INTL AIRPORT (CR)	3,254	10.65	34,663.56	10:49:15	14
NATIONAL BANK (CR)	437,776	12.78	5,592,588.40	10:51:20	20
EYDAP S.A. (CR)	10,000	9.23	92,300.00	11:18:39	20
AKTOR S.A. HOLDING CO. (CR)	25,000	10.20	255,000.00	12:58:17	20
BALLY'S INTRALOT (CR)	560,000	0.899	503,440.00	12:58:52	20
JUMBO SA (CR)	50,000	22.70	1,135,000.00	13:25:44	20
NATIONAL BANK (CR)	362,734	12.78	4,634,833.69	14:00:34	20
ALPHA BANK (CR)	1,044,722	3.21	3,354,602.34	14:01:12	20
HELLENIC EXCHANGES-A.S.E. (CR)	1,000	7.14	7,140.00	14:07:12	18
PIRAEUS BANK (CR)	134,385	6.93	931,019.28	14:58:44	20
PIRAEUS BANK (CR)	134,386	6.93	930,757.44	14:59:58	20
Y/KNOT (CR)	30,000	1.43	42,900.00	15:43:35	20
EUROBANK (CR)	778,072	3.30	2,569,193.74	16:05:41	20
EUROBANK (CR)	707,361	3.30	2,334,291.30	16:09:21	20
NATIONAL BANK (CR)	250,000	12.70	3,175,000.00	16:28:03	20
ALPHA BANK (CR)	356,379	3.21	1,143,620.21	16:28:49	20
CrediaBank (CR)	736	1.34	984.77	16:29:34	18
ALPHA BANK (CR)	200,000	3.20	640,400.00	16:34:59	20
PIRAEUS BANK (CR)	150,000	6.99	1,048,500.00	17:01:05	20
EUROBANK (CR)	1,607,073	3.28	5,271,199.44	17:11:02	20

Blocks Notes

- 9 - Method 6-1 / Special Fees
- 10 - Method 6-1 / Special Fees, SDS
- 14 - Method 6-3 / Settlement, Incomplete Buy and Sell
- 18 - Method 6-2 / SPOT 1
- 19 - Method 6-2 / SPOT 2
- 20 - Method 6-1 and Method 6-1 Same Day Settlement
- 21 - Other Pre-agreed

Shares Rights Details

Occured date	Exercise from	Exercise until	Trading until	Rights	Price min	Price max	Closing price	Last Bid	Last Ask	Volume	Trades	Transactions Value
--------------	---------------	----------------	---------------	--------	-----------	-----------	---------------	----------	----------	--------	--------	--------------------

No Rights Transactions.

Forced Sales Details

Securities	Category of Security	Transactions Volume	Number of Trades	Transactions Value	Note
------------	----------------------	------------------------	---------------------	-----------------------	------

No Forced Transactions.

Forced Sales Notes

- 1 - Compulsory Public Forced Sales
- 2 - Forced Sales of Fixed Registered Shares
- 3 - Forced Sales of Remaining Fractional Shares

Exchange Traded Funds (ETFs) Characteristics

	Transactions Date (T)	Creation / Redemption	Units (T-1)	New Units (T-1)	Redemption Units (T-1)	Units (T) [1]	Fund Assets [2]	Net Unit Price	Dividend per Unit	Dividend Date
ALPHA ETF FTSE Athex Large Cap	24/03/2026	5,000	1,255,078	---	---	1,255,078	67,346,390.00	53.6591	1.15	01/07/2025

ETFs Notes

[1] - Units (T) = Units (T-1) + New Units (T-1) - Redemption Units (T-1)

[2] - The Creation / Redemption Units of T-1 are included.

Non Convertible Corporate Bonds - Regulated Market

Num Listed Bonds	Nominal price	Issue price	Today's Rate	Exp. Date	Duration (years)	Note	Coupon		Trading Unit	Corporate Bonds	Accrued Int.	Yield.T.Mat	Price min	Price max	Closing price	Previous closing price/date	Volume	Transactions Value	Last order		Date	ear min	Year max	
							Common	Preferred											Price	Buy / Sell				
150,000	1,000.00	1,000.00	2.65	22/10/2026	5	---	9	---	1	CPLP SHIPPING HOLDINGS PLC (Non Convertible)	11.4833	3.1420	99.4000	99.5000	99.5000	99.4800	23/03/2026	156,000	156,889.50	99.3000	B	24/03/2026	99.0100	100.5000
320,000	1,000.00	1,000.00	3.40	21/07/2027	7	---	12	---	1	LAMDA DEVELOPMENT S.A. (Non Convertible)	6.1389	3.4950	98.5800	99.0000	99.0000	98.8580	23/03/2026	94,000	93,400.26	99.0000	B	24/03/2026	97.5000	100.0000
200,000	1,000.00	1,000.00	1.90	23/03/2028	7	---	11	---	1	MOTOR OIL CORINTH REFINERIES SA (Non Convertible)	0.2111	2.9580	97.3000	97.5000	97.4300	97.4600	23/03/2026	4,000	3,898.04	97.3000	B	24/03/2026	96.8000	98.0000
150,000	1,000.00	1,000.00	2.60	22/10/2026	7	---	13	---	1	TERNA ENERGY FINANCE S.A. (Non Convertible)	11.2667	3.4080	99.2000	99.2000	99.2000	99.2500	23/03/2026	10,000	10,032.67	99.0310	B	24/03/2026	98.4189	99.7794
100,000	1,000.00	1,000.00	2.80	25/01/2027	5	---	9	---	1	PREMIA S.A. (Non Convertible)	4.6667	4.0750	---	---	---	98.5520	23/03/2026	---	---	98.7660	B	24/03/2026	97.7000	99.5000
500,000	1,000.00	1,000.00	4.00	10/07/2030	7	---	6	---	1	METLEN ENERGY & METALS S.A. (Non Convertible)	8.2222	3.5740	100.0000	100.6000	100.1268	100.3500	23/03/2026	64,000	64,607.34	100.2300	B	24/03/2026	98.3000	101.4000
500,000	1,000.00	1,000.00	3.80	18/11/2032	7	---	1	---	1	LAMDA DEVELOPMENT S.A. (Non convertible)	13.6167	4.1010	98.1200	98.5500	98.1200	98.3500	23/03/2026	221,000	220,445.08	98.1200	B	24/03/2026	97.5000	99.9999
140,000	1,000.00	1,000.00	4.70	15/12/2030	5	---	1	---	1	AKTOR S.A. (Non convertible)	13.3167	4.1470	102.0000	102.8000	102.0000	102.8000	23/03/2026	60,000	62,334.00	102.0000	B	24/03/2026	100.6000	103.4900
500,000	1,000.00	1,000.00	3.20	29/09/2032	7	---	1	---	1	GEK TERNA S.A. (Non Convertible)	15.9111	3.7100	96.6000	97.6900	96.9830	97.1810	23/03/2026	30,000	29,572.23	96.6000	B	24/03/2026	95.2001	99.3790
500,000	1,000.00	1,000.00	2.75	03/07/2027	7	---	12	---	1	GEK TERNA S.A. (Non Convertible)	6.1875	3.2160	98.1500	98.9500	98.7828	98.9000	23/03/2026	83,000	82,503.26	98.2100	B	24/03/2026	97.8000	99.5000
300,000	1,000.00	1,000.00	2.30	20/07/2028	7	---	10	---	1	PRODEA REIC S.A.(Non Convertible)	4.2167	3.8460	95.5500	95.8000	95.7500	95.5110	23/03/2026	22,000	21,149.27	95.5600	B	24/03/2026	95.0000	97.5000
250,000	1,000.00	1,000.00	3.70	04/07/2032	7	---	2	---	1	AEGEAN AIRLINES S.A. (Non Convertible)	8.3250	3.6250	99.8000	100.0000	99.8800	100.1490	23/03/2026	5,000	5,035.63	99.8000	B	24/03/2026	98.0875	102.0999
250,000	1,000.00	1,000.00	2.45	16/11/2028	7	---	9	---	1	ELVALHALCOR S.A. (Non Convertible)	8.8472	3.6290	96.0000	96.1500	96.1500	96.1080	23/03/2026	45,000	43,623.12	96.0200	B	24/03/2026	94.9873	98.0000
120,000	1,000.00	1,000.00	2.65	06/12/2028	7	---	9	---	1	NOVAL PROPERTY REIC (Non Convertible)	8.0236	3.7260	96.0600	97.3000	96.2500	96.9090	23/03/2026	57,000	55,608.32	96.1500	B	24/03/2026	95.2500	99.9900
300,000	1,000.00	1,000.00	2.30	14/12/2028	7	---	9	---	1	GEK TERNA S.A. (Non Convertible)	6.5167	3.7790	95.3500	95.3600	95.3525	95.4990	23/03/2026	4,000	3,840.17	95.2300	B	24/03/2026	95.0000	97.2100
100,000	1,000.00	1,000.00	2.95	11/02/2027	5	---	9	---	1	SAFE BULKERS PARTICIPATIONS PLC (Non Convertible)	3.6056	4.3130	98.2000	98.4500	98.3594	98.4000	23/03/2026	69,000	68,116.79	98.2000	B	24/03/2026	98.1500	99.8500
100,000	1,000.00	1,000.00	4.40	26/07/2029	7	---	8	---	1	CPLP SHIPPING HOLDINGS PLC (Non Convertible)	7.3333	3.5440	100.7001	100.9000	100.8375	100.9000	23/03/2026	8,000	8,125.67	100.7000	B	24/03/2026	99.5100	102.8500
99,697	1,000.00	1,000.00	5.50	15/12/2028	5	---	5	---	1	IDEAL HOLDINGS S.A. (Non Convertible)	15.5833	4.1660	101.1000	102.4000	102.0000	101.9830	23/03/2026	70,000	72,304.88	101.7500	B	24/03/2026	101.9834	104.1000
200,000	1,000.00	1,000.00	4.25	23/01/2029	5	---	5	---	1	AUTOHELLAS S.A. (Non Convertible)	7.4375	3.5520	99.9500	100.9999	100.9574	100.7580	23/03/2026	82,000	82,745.34	100.1000	B	24/03/2026	100.0735	102.0000

Corporate Bonds Notes

Transactions Volume = (Pieces) * (Nominal Price). Transactions Value = (Pieces) * (Nominal Price) * (price %) + (Accrued interest).

The price of a Bond is stated as a percentage (%) of Bond's Nominal Price.

Nominal Price in Euros (€), except if it is noted differently.

Non Convertible Corporate Bonds - Regulated Market

Num Listed Bonds	Nominal price	Issue price	Today's Rate	Exp. Date	Duration (years)	Note	Coupon		Trading Unit	Corporate Bonds	Accrued Int.	Yield.T.Mat	Price min	Price max	Closing price	Previous closing price/date	Volume	Transactions Value	Last order			ear min	Year max	
							Common	Preferred											Price	Buy / Sell	Date			
130,000	1,000.00	1,000.00	6.00	27/02/2029	5	---	5	---	1	INTRALOT S.A. (Non Convertible)	4.6667	4.6490	101.5102	102.4900	102.0000	102.0000	23/03/2026	41,000	41,961.06	101.5200	B	24/03/2026	101.0000	103.2200
250,000	1,000.00	1,000.00	3.75	25/02/2033	7	---	1	---	1	CAPITAL CLEAN ENERGY CARRIERS CORP. (Non Convert)	3.1250	4.1990	96.7500	97.5000	97.4999	97.8000	23/03/2026	19,000	18,561.88	96.8100	B	24/03/2026	95.0002	99.9895

Corporate Bonds Notes

Transactions Volume = (Pieces) * (Nominal Price). Transactions Value = (Pieces) * (Nominal Price) * (price %) + (Accrued interest).

The price of a Bond is stated as a percentage (%) of Bond's Nominal Price.

Nominal Price in Euros (€), except if it is noted differently.

Government Bonds

Number Listed Bonds	Nominal price	Today's Rate	Accrued Interest Calc	Exp. Date [1]	Duration (years)	Note	Coupons Date	Curr. coupon value	Trading Unit	Government Bonds	Price min	Price max	Closing price	Previous closing price/date	Volume	Transactions Value	Price	Last order Buy / Sell	Date
4,000,000	1,000.00	4.13	Actual/Actual	15/06/2054	30	---	15/06	4.13	1	GGB-FXD-150654-30Y-4.125-1.000	---	---	---	---	---	---	---	---	---
4,700,000	1,000.00	1.88	Actual/Actual	04/02/2035	15	---	04/02	1.88	1	GGB-FXD-040235-15Y-1.875-1.000	---	---	---	---	---	---	---	---	---
6,000,000	1,000.00	0.75	Actual/Actual	18/06/2031	10	---	18/06	0.75	1	GGB-FXD-180631-10Y-0.750-1.000	---	---	---	---	---	---	---	---	---
3,600,000	1,000.00	3.88	Actual/Actual	15/06/2028	5	---	15/06	3.88	1	GGB-FXD-150628-05Y-3.875-1.000	---	---	---	---	---	---	---	---	---
5,962,747,327	1.00	3.75	Actual/Actual	30/01/2028	10	---	/02 - 02/02 - 31/	3.75	1	GGB-FXD-300128-10Y-3.750-1.000	---	---	---	85.4610 13/07/2018	---	---	1.0000	B	28/11/2018
7,067,309,386	1.00	3.90	Actual/Actual	30/01/2033	15	---	/02 - 02/02 - 31/	3.90	1	GGB-FXD-300133-15Y-3.900-1.000	---	---	---	78.6730 13/07/2018	---	---	1.0000	B	28/11/2018
5,622,848,349	1.00	4.00	Actual/Actual	30/01/2037	19	---	/02 - 02/02 - 31/	4.00	1	GGB-FXD-300137-19Y-4.000-1.000	---	---	---	77.0370 13/07/2018	---	---	1.0000	B	28/11/2018
5,476,770,669	1.00	4.20	Actual/Actual	30/01/2042	24	---	/02 - 02/02 - 31/	4.20	1	GGB-FXD-300142-24Y-4.200-1.000	---	---	---	77.7640 13/07/2018	---	---	1.0000	B	28/11/2018
4,950,000	1,000.00	3.38	Actual/Actual	15/06/2034	10	---	15/06	3.38	1	GGB-FXD-150634-10Y-3.375-1.000	---	---	---	---	---	---	---	---	---
41,118,344	1.00	4.30	Actual/Actual	24/02/2027	15	---	24/02	4.30	1	GGB-FXD-240227-15Y-2.000-1.000	---	---	---	10.0000 22/06/2015	---	---	---	---	---
45,137,734	1.00	4.30	Actual/Actual	24/02/2028	16	---	24/02	4.30	1	GGB-FXD-240228-16Y-2.000-1.000	---	---	---	10.0000 22/06/2015	---	---	---	---	---
61,768,888	1.00	4.30	Actual/Actual	24/02/2029	17	---	24/02	4.30	1	GGB-FXD-240229-17Y-2.000-1.000	---	---	---	10.0000 22/06/2015	---	---	---	---	---
54,567,744	1.00	4.30	Actual/Actual	24/02/2030	18	---	24/02	4.30	1	GGB-FXD-240230-18Y-2.000-1.000	---	---	---	10.0000 22/06/2015	---	---	---	---	---
37,541,515	1.00	4.30	Actual/Actual	24/02/2031	19	---	24/02	4.30	1	GGB-FXD-240231-19Y-2.000-1.000	---	---	---	10.0000 22/06/2015	---	---	---	---	---
37,558,317	1.00	4.30	Actual/Actual	24/02/2032	20	---	24/02	4.30	1	GGB-FXD-240232-20Y-2.000-1.000	---	---	---	10.0000 22/06/2015	---	---	---	---	---
37,473,732	1.00	4.30	Actual/Actual	24/02/2033	21	---	24/02	4.30	1	GGB-FXD-240233-21Y-2.000-1.000	---	---	---	10.0000 22/06/2015	---	---	---	---	---
33,888,293	1.00	4.30	Actual/Actual	24/02/2034	22	---	24/02	4.30	1	GGB-FXD-240234-22Y-2.000-1.000	---	---	---	10.0000 22/06/2015	---	---	---	---	---
35,177,800	1.00	4.30	Actual/Actual	24/02/2035	23	---	24/02	4.30	1	GGB-FXD-240235-23Y-2.000-1.000	---	---	---	10.0000 22/06/2015	---	---	---	---	---
35,547,268	1.00	4.30	Actual/Actual	24/02/2036	24	---	24/02	4.30	1	GGB-FXD-240236-24Y-2.000-1.000	---	---	---	10.0000 22/06/2015	---	---	---	---	---
40,246,306	1.00	4.30	Actual/Actual	24/02/2037	25	---	24/02	4.30	1	GGB-FXD-240237-25Y-2.000-1.000	---	---	---	10.0000 22/06/2015	---	---	---	---	---
37,643,952	1.00	4.30	Actual/Actual	24/02/2038	26	---	24/02	4.30	1	GGB-FXD-240238-26Y-2.000-1.000	---	---	---	10.0000 22/06/2015	---	---	---	---	---
36,977,100	1.00	4.30	Actual/Actual	24/02/2039	27	---	24/02	4.30	1	GGB-FXD-240239-27Y-2.000-1.000	---	---	---	10.0000 22/06/2015	---	---	---	---	---
41,615,000	1.00	4.30	Actual/Actual	24/02/2040	28	---	24/02	4.30	1	GGB-FXD-240240-28Y-2.000-1.000	---	---	---	10.0000 22/06/2015	---	---	---	---	---
42,227,208	1.00	4.30	Actual/Actual	24/02/2041	29	---	24/02	4.30	1	GGB-FXD-240241-29Y-2.000-1.000	---	---	---	10.0000 22/06/2015	---	---	---	---	---
68,288,487	1.00	4.30	Actual/Actual	24/02/2042	30	---	24/02	4.30	1	GGB-FXD-240242-30Y-2.000-1.000	---	---	---	10.0000 22/06/2015	---	---	---	---	---
4,700,000	1,000.00	3.88	Actual/Actual	12/03/2029	10	---	12/03	3.88	1	GGB-FXD-120329-10Y-3.875-1.000	---	---	---	---	---	---	100.0000	B	15/10/2019
5,500,000	1,000.00	1.50	Actual/Actual	18/06/2030	10	---	18/06	1.50	1	GGB-FXD-180630-10Y-1.500-1.000	---	---	---	---	---	---	---	---	---
5,500,000	1,000.00	4.38	Actual/Actual	18/07/2038	15	---	18/07	4.38	1	GGB-FXD-180738-15Y-4.375-1.000	---	---	---	---	---	---	---	---	---
40,000	1,000.00	2.72	FLR Actual/360	18/09/2026	1	---	18/09 - 18/03	---	1	GGB-FLT-180926-01Y-2.717-1.000	---	---	---	---	---	---	---	---	---
4,300,000	1,000.00	3.38	Actual/Actual	16/06/2036	10	---	16/06	3.38	1	GGB-FXD-160636-10Y-3.375-1000.00	---	---	---	---	---	---	---	---	---
5,364,250	1,000.00	3.25	Actual/Actual	20/03/2050	30	---	20/03	3.25	1	GGB-FXD-200350-30Y-3.250-1.000	---	---	---	---	---	---	---	---	---
4,500,000	1,000.00	3.63	Actual/Actual	15/06/2035	10	---	15/06	3.63	1	GGB-FXD-150635-10Y-3.625-1000.00	---	---	---	---	---	---	---	---	---
3,924,361	1,000.00	2.00	Actual/Actual	22/04/2027	7	---	22/04	2.00	1	GGB-FXD-220427-07Y-2.000-1.000	---	---	---	---	---	---	99.9000	B	22/04/2020
2,298,012	1,000.00	1.88	Actual/Actual	23/07/2026	7	---	23/07	1.88	1	GGB-FXD-230726-07Y-1.875-1.000	---	---	---	---	---	---	---	---	---
4,900,000	1,000.00	4.25	Actual/Actual	15/06/2033	10	---	15/06	4.25	1	GGB-FXD-150633-10Y-4.250-1.000	---	---	---	---	---	---	---	---	---

Government Bonds Notes

Transactions Volume = (Pieces) * (Nominal Price). Transactions Value = (Pieces) * (Nominal Price) * (price %) + (Accrued interest).

The Value of current coupon for the issues with NV 0.01 euro refers to NV 100 euros

FLR: Floating Interest Rate.

[1] - The Expiration Date of the interest bearing period and the Date for coupon payment.

Government Bonds

Number Listed Bonds	Nominal price	Today's Rate	Accrued Interest Calc	Exp. Date [1]	Duration (years)	Note	Coupons Date	Curr. coupon value	Trading Unit	Government Bonds	Price min	Price max	Closing price	Previous closing price/date	Volume	Transactions Value	Price	Last order Buy / Sell	Date
3,500,000	1,000.00	1.88	Actual/Actual	24/01/2052	30	---	24/01	1.88	1	GGB-FXD-240152-30Y-1.875-1.000	---	---	---	---	---	---	---	---	---
3,700,000	1,000.00	1.75	Actual/Actual	18/06/2032	10	---	18/06	1.75	1	GGB-FXD-180632-10Y-1.750-1.000	---	---	---	---	---	---	---	---	---
2,200,000	1,000.00	1.13	FLR Actual/360	15/12/2027	5	---	- 15/03 - 15/09 -	---	1	GGB-FLT-151227-05Y-1.130-1.000	---	---	---	---	---	---	102.1600	B	30/12/2022

Government Bonds Notes

Transactions Volume = (Pieces) * (Nominal Price). Transactions Value = (Pieces) * (Nominal Price) * (price %) + (Accrued interest).

The Value of current coupon for the issues with NV 0.01 euro refers to NV 100 euros

FLR: Floating Interest Rate.

[1] - The Expiration Date of the interest bearing period and the Date for coupon payment.

Treasury Bills & Zero Coupon Government Bonds

Issue Date	13-Week Maturity									26-Week Maturity									52-Week Maturity								
	Exp. Date	Initial Rate	Num Listed Bonds	Nominal price	Issue price	Last Trade Price	Last Trade Date	Volume Traded	Note	Exp. Date	Initial Rate	Num Listed Bonds	Nominal price	Issue price	Last Trade Price	Last Trade Date	Volume Traded	Note	Exp. Date	Initial Rate	Num Listed Bonds	Nominal price	Issue price	Last Trade Price	Last Trade Date	Volume Traded	Note
06/06/2025	---	---	---	---	---	---	---	---	---	---	---	---	---	---	---	---	---	---	06/06/2026	1.84	600,000	1,000.00	981.74	---	---	---	---
05/09/2025	---	---	---	---	---	---	---	---	---	---	---	---	---	---	---	---	---	---	04/09/2026	1.97	600,000	1,000.00	0.00	---	---	---	---
05/12/2025	---	---	---	---	---	---	---	---	---	---	---	---	---	---	---	---	---	---	04/12/2026	2.03	600,000	1,000.00	997.90	---	---	---	---
06/03/2026	---	---	---	---	---	---	---	---	---	---	---	---	---	---	---	---	---	---	05/03/2027	1.97	500,000	1,000.00	980.45	---	---	---	---

Bonds in Circulation	Currency / Min nominal traded Value	Coupons Payment Date	Current Coupon Value	Note	Coupon	Trading Unit	Issue Date	Duration (years)	Today's Interest	A.I.C in days	Bonds	Last price of previous days		Last Outcry in Cash (euro)			Trades in Pieces	Life min	Life Max
												Price	Buy / Sell	Price	Buy / Sell	Date			
Corporate Bonds in Foreign Currency and Euro																			
103,746	GBP / 10	01/12	0.25	---	67	1	01/12/1930	98	2.5	360	National Mortgage Bank	2.27	05/02/1996	2.27	S	05/02/1996	---	2.27	2.27
0	GBP / 10	01/12	0.25	---	69	1	01/12/1928	100	2.5	360	National Mortgage Bank	---	---	---	---	---	---	---	---

Government Bonds Notes

A.I.C: Accrued Interest Calculation base.

FLR: Floating Interest Rate.

The minimum tradeable Nominal Value for all Demeterialised Government Titles is 100 Euros.

(μτφρ-0)

Underlying Asset				Derivatives Market													
Price max	Price min	Closing price	change	Delivery Month	Open price	Price max	Price min	Last price	Closing price	Last Bid	Last Ask	Fixing price*	Life high	Life low	Trades	Volume	Open Interest
FTSE/Athex Large Cap				(Trade Unit: 1 Index Point x 2E, Cash Settlement)													
5,330.36	5,192.20	5,218.39	-2.10%	April 2026	5,319.00	5,319.00	5,192.75	5,224.00	5,224.00	---	---		5,883.25	---	373	1,774	5,819
				May 2026	5,229.25	5,249.00	5,188.50	5,226.00	5,226.00	---	---		5,447.50	---	19	129	200
				June 2026	---	---	---	---	5,356.50	---	---		---	---	---	---	---
				September 2026	---	---	---	---	5,383.25	---	---		---	---	---	---	---
				December 2026	---	---	---	---	5,410.25	---	---		---	---	---	---	---
				March 2027	---	---	---	---	5,437.25	---	---		---	---	---	---	---
FTSE/Athex Banks				(Trade Unit: 1 Index Point x 15E, Cash Settlement)													
2,303.38	2,226.16	2,233.85	-3.02%	June 2026	2,244.00	2,247.00	2,233.25	2,233.25	2,233.25	---	---		2,338.00	---	6	57	2,963
				September 2026	---	---	---	---	2,326.25	---	---		---	---	---	---	---
				December 2026	---	---	---	---	2,338.00	---	---		---	---	---	---	---
				March 2027	---	---	---	---	2,349.50	---	---		---	---	---	---	---
MSCI GREECE REBASED				(Trade Unit: 1 Index Point x 2E, Cash Settlement)													
8,253.15	7,982.86	8,007.84	-2.97%	April 2026	---	---	---	---	8,178.00	---	---		9,279.50	---	---	---	---
				May 2026	---	---	---	---	8,277.50	---	---		---	---	---	---	---
				June 2026	---	---	---	---	8,293.50	---	---		---	---	---	---	---
				July 2026	---	---	---	---	8,306.25	---	---		---	---	---	---	---
				August 2026	---	---	---	---	8,322.50	---	---		---	---	---	---	---
				September 2026	---	---	---	---	8,335.25	---	---		---	---	---	---	---
				December 2026	---	---	---	---	8,377.00	---	---		---	---	---	---	---
				March 2027	---	---	---	---	8,418.75	---	---		---	---	---	---	---

Derivatives notes - <https://www.athexgroup.gr/en/market-data/statistics/eod-closing-prices/>

Fixing prices and final open positions can be retrieved from the following path <http://www.athexgroup.gr/en/market-data/statistics/eod-closing-prices>

Underlying Asset				Derivatives Market													
Price max	Price min	Closing price	change	Delivery Month	Open price	Price max	Price min	Last price	Closing price	Last Bid	Last Ask	Fixing price*	Life high	Life low	Trades	Volume	Open Interest
ADMIE (IPTO) HOLDING S.A. (CR)				(Contract Size: 100 Securities, Physical Delivery)													
2.855	2.8	2.83	0.36%	June 2026	2.84	2.84	2.84	2.84	2.84	---	---	---	2.92	---	2	5	8,631
				September 2026	---	---	---	---	2.85	---	---	---	---	---	---	---	---
				December 2026	---	---	---	---	2.86	---	---	---	---	---	---	---	---
				March 2027	---	---	---	---	2.88	---	---	---	---	---	---	---	---
AEGEAN AIRLINES (CR)				(Contract Size: 100 Securities, Physical Delivery)													
12.18	11.82	11.92	-0.67%	June 2026	11.08	11.20	10.95	11.18	11.18	---	---	---	15.15	---	38	222	2,590
				September 2026	---	---	---	---	12.12	---	---	---	---	---	---	---	---
				December 2026	---	---	---	---	12.18	---	---	---	---	---	---	---	---
				March 2027	---	---	---	---	12.24	---	---	---	---	---	---	---	---
AKTOR S.A. HOLDING CO. (CR)				(Contract Size: 100 Securities, Physical Delivery)													
10.38	10.04	10.22	-0.78%	June 2026	10.21	10.21	10.14	10.14	10.14	---	---	---	10.83	---	19	333	94,631
				September 2026	---	---	---	---	10.40	---	---	---	---	---	---	---	---
				December 2026	---	---	---	---	10.45	---	---	---	---	---	---	---	---
				March 2027	---	---	---	---	10.51	---	---	---	---	---	---	---	---
Allwyn AG (CR)				(Contract Size: 100 Securities, Physical Delivery)													
14.66	14.05	14.08	-2.76%	June 2026	13.77	13.90	13.37	13.50	13.50	---	---	---	15.54	---	42	184	4,938
				September 2026	---	---	---	---	14.62	---	---	---	---	---	---	---	---
				December 2026	---	---	---	---	14.70	---	---	---	---	---	---	---	---
				March 2027	---	---	---	---	14.77	---	---	---	---	---	---	---	---
ALPHA BANK (CR)				(Contract Size: 100 Securities, Physical Delivery)													
3.25	3.161	3.199	-1.72%	June 2026	3.22	3.26	3.18	3.21	3.21	---	---	---	4.50	---	236	3,077	57,989
				September 2026	---	---	---	---	3.29	---	---	---	---	---	---	---	---
				December 2026	---	---	---	---	3.30	---	---	---	---	---	---	---	---
				March 2027	---	---	---	---	3.32	---	---	---	---	---	---	---	---
ATHENS INTL AIRPORT (CR)				(Contract Size: 100 Securities, Physical Delivery)													
10.84	10.6	10.6	-2.21%	June 2026	---	---	---	---	10.07	---	---	---	11.47	---	---	---	209
				September 2026	---	---	---	---	10.95	---	---	---	---	---	---	---	---
				December 2026	---	---	---	---	11.00	---	---	---	---	---	---	---	---
				March 2027	---	---	---	---	11.06	---	---	---	---	---	---	---	---
AUTOHELLAS SA (CR)				(Contract Size: 100 Securities, Physical Delivery)													
11.1	10.84	11	-0.90%	June 2026	10.24	10.24	10.24	10.24	10.24	---	---	---	11.05	---	1	5	122
				September 2026	---	---	---	---	11.21	---	---	---	---	---	---	---	---
				December 2026	---	---	---	---	11.27	---	---	---	---	---	---	---	---
				March 2027	---	---	---	---	11.32	---	---	---	---	---	---	---	---

Derivatives notes - <https://www.athexgroup.gr/en/market-data/statistics/eod-closing-prices/>

Fixing prices and final open positions can be retrieved from the following path <http://www.athexgroup.gr/en/market-data/statistics/eod-closing-prices>

Underlying Asset				Derivatives Market													
Price max	Price min	Closing price	change	Delivery Month	Open price	Price max	Price min	Last price	Closing price	Last Bid	Last Ask	Fixing price*	Life high	Life low	Trades	Volume	Open Interest
AVAX S.A. (CR)				(Contract Size: 100 Securities, Physical Delivery)													
3.11	2.95	2.97	-4.50%	June 2026	3.09	3.09	2.97	3.03	3.03	---	---	---	3.24	---	6	19	2,145
				September 2026	---	---	---	---	3.14	---	---	---	---	---	---	---	---
				December 2026	---	---	---	---	3.16	---	---	---	---	---	---	---	---
				March 2027	---	---	---	---	3.17	---	---	---	---	---	---	---	---
BALLY'S INTRALOT (CR)				(Contract Size: 100 Securities, Physical Delivery)													
0.908	0.87	0.894	-0.44%	June 2026	0.890	0.910	0.876	0.890	0.890	---	---	---	1.10	---	26	6,703	1,242,911
				September 2026	---	---	---	---	0.907	---	---	---	---	---	---	---	---
				December 2026	---	---	---	---	0.911	---	---	---	---	---	---	---	---
				March 2027	---	---	---	---	0.916	---	---	---	---	---	---	---	---
BANK OF CYPRUS (CR)				(Contract Size: 100 Securities, Physical Delivery)													
8.62	8.38	8.44	-1.86%	June 2026	8.04	8.04	7.95	7.95	7.95	---	---	---	9.07	---	2	21	1,470
				September 2026	---	---	---	---	8.69	---	---	---	---	---	---	---	---
				December 2026	---	---	---	---	8.73	---	---	---	---	---	---	---	---
				March 2027	---	---	---	---	8.77	---	---	---	---	---	---	---	---
CC HBC AG (CR)				(Contract Size: 100 Securities, Physical Delivery)													
49.2	48	48.84	-1.29%	June 2026	47.60	47.60	47.35	47.35	47.35	---	---	---	52.01	---	2	8	95
				September 2026	---	---	---	---	49.97	---	---	---	---	---	---	---	---
				December 2026	---	---	---	---	50.22	---	---	---	---	---	---	---	---
				March 2027	---	---	---	---	50.47	---	---	---	---	---	---	---	---
CENERGY HOLDINGS (CB)				(Contract Size: 100 Securities, Physical Delivery)													
18.46	17.84	18.34	2.46%	June 2026	18.00	18.55	17.95	18.42	18.42	---	---	---	21.05	---	47	360	3,653
				September 2026	---	---	---	---	18.08	---	---	---	---	---	---	---	---
				December 2026	---	---	---	---	18.17	---	---	---	---	---	---	---	---
				March 2027	---	---	---	---	18.26	---	---	---	---	---	---	---	---
CrediaBank (CR)				(Contract Size: 100 Securities, Physical Delivery)													
1.354	1.304	1.33	-1.04%	June 2026	1.26	1.26	1.23	1.25	1.25	---	---	---	1.38	---	39	987	17,676
				September 2026	---	---	---	---	1.36	---	---	---	---	---	---	---	---
				December 2026	---	---	---	---	1.36	---	---	---	---	---	---	---	---
				March 2027	---	---	---	---	1.37	---	---	---	---	---	---	---	---
ELLAKTOR (CR)				(Contract Size: 100 Securities, Physical Delivery)													
1.268	1.232	1.248	-1.58%	June 2026	---	---	---	---	1.24	---	---	---	1.34	---	---	---	1,522
				September 2026	---	---	---	---	1.28	---	---	---	---	---	---	---	---
				December 2026	---	---	---	---	1.29	---	---	---	---	---	---	---	---
				March 2027	---	---	---	---	1.29	---	---	---	---	---	---	---	---

Derivatives notes - <https://www.athexgroup.gr/en/market-data/statistics/eod-closing-prices/>

Fixing prices and final open positions can be retrieved from the following path <http://www.athexgroup.gr/en/market-data/statistics/eod-closing-prices>

Underlying Asset				Derivatives Market													
Price max	Price min	Closing price	change	Delivery Month	Open price	Price max	Price min	Last price	Closing price	Last Bid	Last Ask	Fixing price*	Life high	Life low	Trades	Volume	Open Interest
ELVALHALCOR (CR)				(Contract Size: 100 Securities, Physical Delivery)													
3.54	3.39	3.425	-0.87%	June 2026	3.45	3.50	3.39	3.43	3.43	---	---	---	4.03	---	17	57	3,118
				September 2026	---	---	---	---	3.49	---	---	---	---	---	---	---	---
				December 2026	---	---	---	---	3.51	---	---	---	---	---	---	---	---
				March 2027	---	---	---	---	3.52	---	---	---	---	---	---	---	---
EUROBANK (CR)				(Contract Size: 100 Securities, Physical Delivery)													
3.39	3.28	3.28	-4.21%	June 2026	3.35	3.35	3.24	3.30	3.30	---	---	---	3.90	---	230	6,904	27,841
				September 2026	---	---	---	---	3.46	---	---	---	---	---	---	---	---
				December 2026	---	---	---	---	3.48	---	---	---	---	---	---	---	---
				March 2027	---	---	---	---	3.49	---	---	---	---	---	---	---	---
EYDAP S.A. (CR)				(Contract Size: 100 Securities, Physical Delivery)													
9.56	9.14	9.39	0.97%	June 2026	9.29	9.55	9.29	9.41	9.41	---	---	---	9.55	---	12	37	12,827
				September 2026	---	---	---	---	9.39	---	---	---	---	---	---	---	---
				December 2026	---	---	---	---	9.44	---	---	---	---	---	---	---	---
				March 2027	---	---	---	---	9.49	---	---	---	---	---	---	---	---
FOURLIS (CR)				(Contract Size: 100 Securities, Physical Delivery)													
4.4	4.32	4.335	-1.37%	June 2026	4.39	4.39	4.30	4.38	4.38	---	---	---	4.64	---	55	295	5,325
				September 2026	---	---	---	---	4.44	---	---	---	---	---	---	---	---
				December 2026	---	---	---	---	4.46	---	---	---	---	---	---	---	---
				March 2027	---	---	---	---	4.48	---	---	---	---	---	---	---	---
GEK TERNA (CR)				(Contract Size: 100 Securities, Physical Delivery)													
35.16	33.8	33.96	-3.41%	June 2026	34.70	35.03	34.05	34.05	34.05	---	---	---	37.20	---	26	68	6,139
				September 2026	---	---	---	---	35.51	---	---	---	---	---	---	---	---
				December 2026	---	---	---	---	35.69	---	---	---	---	---	---	---	---
				March 2027	---	---	---	---	35.87	---	---	---	---	---	---	---	---
HELLENIC EXCHANGES-A.S.E. (CR)				(Contract Size: 100 Securities, Physical Delivery)													
7.02	6.95	7	0.00%	June 2026	---	---	---	---	6.99	---	---	---	7.14	---	---	---	429
				September 2026	---	---	---	---	7.07	---	---	---	---	---	---	---	---
				December 2026	---	---	---	---	7.11	---	---	---	---	---	---	---	---
				March 2027	---	---	---	---	7.14	---	---	---	---	---	---	---	---
HELLENiQ ENERGY (CR)				(Contract Size: 100 Securities, Physical Delivery)													
9.69	9.36	9.465	-2.32%	June 2026	9.65	9.67	9.40	9.51	9.51	---	---	---	10.55	---	56	251	4,639
				September 2026	---	---	---	---	9.79	---	---	---	---	---	---	---	---
				December 2026	---	---	---	---	9.84	---	---	---	---	---	---	---	---
				March 2027	---	---	---	---	9.88	---	---	---	---	---	---	---	---

Derivatives notes - <https://www.athexgroup.gr/en/market-data/statistics/eod-closing-prices/>

Fixing prices and final open positions can be retrieved from the following path <http://www.athexgroup.gr/en/market-data/statistics/eod-closing-prices>

Underlying Asset				Derivatives Market													
Price max	Price min	Closing price	change	Delivery Month	Open price	Price max	Price min	Last price	Closing price	Last Bid	Last Ask	Fixing price*	Life high	Life low	Trades	Volume	Open Interest
INTRACOM HOLDINGS (CR)																	
(Contract Size: 100 Securities, Physical Delivery)																	
2.96	2.84	2.875	-2.21%	June 2026	2.95	2.95	2.86	2.86	2.86	---	---	---	3.19	---	17	69	10,866
---	---	---	---	September 2026	---	---	---	---	2.97	---	---	---	---	---	---	---	---
---	---	---	---	December 2026	---	---	---	---	2.98	---	---	---	---	---	---	---	---
---	---	---	---	March 2027	---	---	---	---	3.00	---	---	---	---	---	---	---	---
JUMBO SA (CR)																	
(Contract Size: 100 Securities, Physical Delivery)																	
22.84	22.12	22.18	-1.07%	June 2026	22.64	22.85	22.40	22.58	22.58	---	---	---	25.68	---	9	21	3,775
---	---	---	---	September 2026	---	---	---	---	22.64	---	---	---	---	---	---	---	---
---	---	---	---	December 2026	---	---	---	---	22.76	---	---	---	---	---	---	---	---
---	---	---	---	March 2027	---	---	---	---	22.87	---	---	---	---	---	---	---	---
LAMDA DEVELOPMENT SA (CR)																	
(Contract Size: 100 Securities, Physical Delivery)																	
6.11	5.99	6.02	-0.50%	June 2026	6.10	6.14	6.06	6.08	6.08	---	---	---	7.09	---	56	269	17,716
---	---	---	---	September 2026	---	---	---	---	6.11	---	---	---	---	---	---	---	---
---	---	---	---	December 2026	---	---	---	---	6.14	---	---	---	---	---	---	---	---
---	---	---	---	March 2027	---	---	---	---	6.17	---	---	---	---	---	---	---	---
METLEN PLC (CR)																	
(Contract Size: 100 Securities, Physical Delivery)																	
35.5	34.56	34.8	-3.33%	June 2026	35.71	35.79	34.74	34.74	34.74	---	---	---	47.90	---	98	348	11,223
---	---	---	---	September 2026	---	---	---	---	36.36	---	---	---	---	---	---	---	---
---	---	---	---	December 2026	---	---	---	---	36.54	---	---	---	---	---	---	---	---
---	---	---	---	March 2027	---	---	---	---	36.72	---	---	---	---	---	---	---	---
MIG (CR)																	
(Contract Size: 100 Securities, Physical Delivery)																	
3.08	2.96	3.03	-0.98%	June 2026	3.05	3.05	3.05	3.05	3.05	---	---	---	3.43	---	1	5	143
---	---	---	---	September 2026	---	---	---	---	3.09	---	---	---	---	---	---	---	---
---	---	---	---	December 2026	---	---	---	---	3.11	---	---	---	---	---	---	---	---
---	---	---	---	March 2027	---	---	---	---	3.12	---	---	---	---	---	---	---	---
MOTOR OIL (CR)																	
(Contract Size: 100 Securities, Physical Delivery)																	
38.22	37.18	37.94	0.64%	June 2026	37.90	38.00	37.90	38.00	38.00	---	---	---	39.66	---	3	4	224
---	---	---	---	September 2026	---	---	---	---	38.07	---	---	---	---	---	---	---	---
---	---	---	---	December 2026	---	---	---	---	38.27	---	---	---	---	---	---	---	---
---	---	---	---	March 2027	---	---	---	---	38.46	---	---	---	---	---	---	---	---
NATIONAL BANK (CR)																	
(Contract Size: 100 Securities, Physical Delivery)																	
12.935	12.4	12.4	-4.80%	June 2026	12.77	12.77	12.25	12.33	12.33	---	---	---	15.76	---	122	548	12,562
---	---	---	---	September 2026	---	---	---	---	13.15	---	---	---	---	---	---	---	---
---	---	---	---	December 2026	---	---	---	---	13.22	---	---	---	---	---	---	---	---
---	---	---	---	March 2027	---	---	---	---	13.29	---	---	---	---	---	---	---	---

Derivatives notes - <https://www.athexgroup.gr/en/market-data/statistics/eod-closing-prices/>

Fixing prices and final open positions can be retrieved from the following path <http://www.athexgroup.gr/en/market-data/statistics/eod-closing-prices>

Underlying Asset				Derivatives Market													
Price max	Price min	Closing price	change	Delivery Month	Open price	Price max	Price min	Last price	Closing price	Last Bid	Last Ask	Fixing price*	Life high	Life low	Trades	Volume	Open Interest
OPTIMA BANK (CR)				(Contract Size: 100 Securities, Physical Delivery)													
8.63	8.41	8.61	0.82%	June 2026	8.56	8.56	8.49	8.54	8.54	---	---	---	9.40	---	4	17	437
				September 2026	---	---	---	---	8.62	---	---	---	---	---	---	---	---
				December 2026	---	---	---	---	8.67	---	---	---	---	---	---	---	---
				March 2027	---	---	---	---	8.71	---	---	---	---	---	---	---	---
OTE (CR)				(Contract Size: 100 Securities, Physical Delivery)													
16.69	16.42	16.5	-0.24%	June 2026	16.75	16.75	16.48	16.48	16.48	---	---	---	17.66	---	4	30	1,015
				September 2026	---	---	---	---	16.70	---	---	---	---	---	---	---	---
				December 2026	---	---	---	---	16.79	---	---	---	---	---	---	---	---
				March 2027	---	---	---	---	16.87	---	---	---	---	---	---	---	---
P.P.A. S.A. (CR)				(Contract Size: 100 Securities, Physical Delivery)													
35.85	35.6	35.6	0.57%	June 2026	---	---	---	---	36.72	---	---	---	38.56	---	---	---	47
				September 2026	---	---	---	---	35.75	---	---	---	---	---	---	---	---
				December 2026	---	---	---	---	35.93	---	---	---	---	---	---	---	---
				March 2027	---	---	---	---	36.11	---	---	---	---	---	---	---	---
PIRAEUS BANK (CR)				(Contract Size: 100 Securities, Physical Delivery)													
7.04	6.868	7.006	-1.32%	June 2026	7.07	7.13	6.91	7.01	7.01	---	---	---	8.90	---	296	2,636	50,373
				September 2026	---	---	---	---	7.17	---	---	---	---	---	---	---	---
				December 2026	---	---	---	---	7.21	---	---	---	---	---	---	---	---
				March 2027	---	---	---	---	7.24	---	---	---	---	---	---	---	---
PPC (CR)				(Contract Size: 100 Securities, Physical Delivery)													
18.49	17.64	17.86	-3.25%	June 2026	18.32	18.55	17.77	17.91	17.91	---	---	---	18.90	---	82	298	18,250
				September 2026	---	---	---	---	18.64	---	---	---	---	---	---	---	---
				December 2026	---	---	---	---	18.74	---	---	---	---	---	---	---	---
				March 2027	---	---	---	---	18.83	---	---	---	---	---	---	---	---
QUEST HOLDINGS (CR)				(Contract Size: 100 Securities, Physical Delivery)													
6.35	6.2	6.35	0.16%	June 2026	---	---	---	---	6.22	---	---	---	6.57	---	---	---	206
				September 2026	---	---	---	---	6.40	---	---	---	---	---	---	---	---
				December 2026	---	---	---	---	6.44	---	---	---	---	---	---	---	---
				March 2027	---	---	---	---	6.47	---	---	---	---	---	---	---	---
TITAN (CB)				(Contract Size: 100 Securities, Physical Delivery)													
45.55	44.35	45.5	0.55%	June 2026	44.91	45.45	44.91	45.12	45.12	---	---	---	46.61	---	8	35	480
				September 2026	---	---	---	---	45.70	---	---	---	---	---	---	---	---
				December 2026	---	---	---	---	45.93	---	---	---	---	---	---	---	---
				March 2027	---	---	---	---	46.16	---	---	---	---	---	---	---	---

Derivatives notes - <https://www.athexgroup.gr/en/market-data/statistics/eod-closing-prices/>

Fixing prices and final open positions can be retrieved from the following path <http://www.athexgroup.gr/en/market-data/statistics/eod-closing-prices>

Underlying Asset				Derivatives Market													
Price max	Price min	Closing price	change	Delivery Month	Open price	Price max	Price min	Last price	Closing price	Last Bid	Last Ask	Fixing price*	Life high	Life low	Trades	Volume	Open Interest
VIOHALCO SA/NV (CB)				(Contract Size: 100 Securities, Physical Delivery)													
12.94	12.38	12.38	-4.62%	June 2026	12.78	12.97	12.38	12.38	12.38	---	---	---	14.85	---	22	79	2,428
				September 2026	---	---	---	---	13.11	---	---	---	---	---	---	---	---
				December 2026	---	---	---	---	13.17	---	---	---	---	---	---	---	---
				March 2027	---	---	---	---	13.24	---	---	---	---	---	---	---	---

Derivatives notes - <https://www.athexgroup.gr/en/market-data/statistics/eod-closing-prices/>

Fixing prices and final open positions can be retrieved from the following path <http://www.athexgroup.gr/en/market-data/statistics/eod-closing-prices>

FTSE/Athex Large Cap

(Trade Unit: 1 Index Point x 2€ - Exercise Style: European, Cash Settlement)

Exercise Price	Call Options														Put Options																	
	April 2026							May 2026							Other Months		April 2026							May 2026							Other Months	
	Open price	Price max	Price min	Last price	Closing price	Volume	Open Interest	Open price	Price max	Price min	Last price	Closing price	Volume	Open Interest	Volume	Open Interest	Open price	Price max	Price min	Last price	Closing price	Volume	Open Interest	Open price	Price max	Price min	Last price	Closing price	Volume	Open Interest	Volume	Open Interest
4,000	-	-	-	-	-	-	-	-	-	-	-	-	-	-	-	-	-	-	-	-	-	-	-	-	-	-	-	-	-	-	-	4,000
4,100	-	-	-	-	-	-	-	-	-	-	-	-	-	-	-	-	-	-	-	-	-	-	-	-	-	-	-	-	-	-	-	4,100
4,200	-	-	-	-	-	-	-	-	-	-	-	-	-	-	-	-	-	-	-	-	-	-	-	-	-	-	-	-	-	-	-	4,200
4,300	-	-	-	-	-	-	-	-	-	-	-	-	-	-	-	-	-	-	-	-	-	-	-	-	-	-	-	-	-	-	-	4,300
4,400	-	-	-	-	-	-	-	-	-	-	-	-	-	-	-	-	-	-	-	-	-	-	-	-	-	-	-	-	-	-	-	4,400
4,450	-	-	-	-	-	-	-	-	-	-	-	-	-	-	-	-	-	-	-	-	-	-	-	-	-	-	-	-	-	-	-	4,450
4,500	-	-	-	-	-	-	-	-	-	-	-	-	-	-	-	-	-	-	-	-	-	-	-	-	-	-	-	-	-	-	-	4,500
4,550	-	-	-	-	-	-	-	-	-	-	-	-	-	-	-	-	-	-	-	-	-	-	-	-	-	-	-	-	-	-	-	4,550
4,600	-	-	-	-	-	-	-	-	-	-	-	-	-	-	-	-	-	-	-	-	-	-	-	-	-	-	-	-	-	-	-	4,600
4,650	-	-	-	-	-	-	-	-	-	-	-	-	-	-	-	-	-	-	-	-	-	-	-	-	-	-	-	-	-	-	-	4,650
4,700	-	-	-	-	-	-	-	-	-	-	-	-	-	-	-	-	-	-	-	-	-	-	-	-	-	-	-	-	-	-	-	4,700
4,750	0.00	0.00	0.00	-	611.00	-	-	0.00	0.00	0.00	-	642.00	-	-	-	0.00	0.00	0.00	-	8.10	-	-	0.00	0.00	0.00	-	55.50	-	-	-	4,750	
4,800	0.00	0.00	0.00	-	564.00	-	-	0.00	0.00	0.00	-	601.00	-	-	-	0.00	0.00	0.00	-	11.25	-	-	0.00	0.00	0.00	-	65.50	-	-	-	4,800	
4,850	0.00	0.00	0.00	-	518.00	-	-	0.00	0.00	0.00	-	563.00	-	-	-	0.00	0.00	0.00	-	15.50	-	-	0.00	0.00	0.00	-	76.50	-	-	-	4,850	
4,900	0.00	0.00	0.00	-	474.00	-	-	0.00	0.00	0.00	-	525.00	-	-	-	0.00	0.00	0.00	-	21.00	-	-	0.00	0.00	0.00	-	88.50	-	-	-	4,900	
4,950	0.00	0.00	0.00	-	431.00	-	-	0.00	0.00	0.00	-	489.00	-	-	-	0.00	0.00	0.00	-	27.75	-	-	0.00	0.00	0.00	-	102.00	-	-	-	4,950	
5,000	0.00	0.00	0.00	-	389.00	-	-	0.00	0.00	0.00	-	454.00	-	-	-	0.00	0.00	0.00	-	36.25	-	-	0.00	0.00	0.00	-	118.00	-	-	-	5,000	
5,050	0.00	0.00	0.00	-	350.00	-	30	0.00	0.00	0.00	-	421.00	-	33	-	0.00	0.00	0.00	-	46.50	-	70	0.00	0.00	0.00	-	134.00	-	60	-	5,050	
5,100	0.00	0.00	0.00	-	312.00	-	30	0.00	0.00	0.00	-	389.00	-	30	-	0.00	0.00	0.00	-	59.00	-	30	0.00	0.00	0.00	-	152.00	-	30	-	5,100	
5,150	0.00	0.00	0.00	-	276.00	-	30	303.00	303.00	303.00	303.00	303.00	30	30	-	0.00	0.00	0.00	-	73.00	-	15	0.00	0.00	0.00	-	172.00	-	30	-	5,150	
5,200	213.00	213.00	212.00	212.00	212.00	90	20	300.00	300.00	285.00	285.00	285.00	45	-	-	169.00	213.00	166.00	177.00	177.00	122	1	254.00	256.00	250.00	250.00	250.00	120	-	-	5,200	
5,250	187.00	187.00	181.00	181.00	181.00	31	90	247.00	264.00	247.00	264.00	264.00	90	-	-	194.00	187.00	171.00	199.00	199.00	95	72	272.00	296.00	270.00	296.00	296.00	90	-	-	5,250	
5,300	178.00	178.00	178.00	178.00	178.00	30	-	223.00	230.00	223.00	230.00	230.00	60	-	-	180.00	178.00	180.00	244.00	244.00	91	90	297.00	323.00	297.00	323.00	323.00	150	-	-	5,300	
5,350	176.00	176.00	176.00	176.00	176.00	30	120	0.00	0.00	0.00	-	253.00	-	-	-	0.00	176.00	0.00	-	155.00	-	120	337.00	337.00	337.00	337.00	337.00	30	-	-	5,350	
5,400	0.00	0.00	0.00	-	136.00	-	61	0.00	0.00	0.00	-	231.00	-	-	-	0.00	0.00	0.00	-	182.00	-	31	0.00	0.00	0.00	-	293.00	-	-	-	5,400	
5,450	0.00	0.00	0.00	-	115.00	-	12	0.00	0.00	0.00	-	210.00	-	-	-	0.00	0.00	0.00	-	211.00	-	91	0.00	0.00	0.00	-	322.00	-	-	-	5,450	
5,500	0.00	0.00	0.00	-	96.50	-	95	0.00	0.00	0.00	-	190.00	-	-	-	0.00	0.00	0.00	-	243.00	-	91	0.00	0.00	0.00	-	352.00	-	-	-	5,500	
5,550	0.00	0.00	0.00	-	80.50	-	34	0.00	0.00	0.00	-	172.00	-	-	-	0.00	0.00	0.00	-	277.00	-	89	0.00	0.00	0.00	-	383.00	-	-	-	5,550	
5,600	0.00	0.00	0.00	-	66.50	-	35	0.00	0.00	0.00	-	155.00	-	-	-	0.00	0.00	0.00	-	313.00	-	2	0.00	0.00	0.00	-	416.00	-	-	-	5,600	
5,650	0.00	0.00	0.00	-	54.50	-	1	0.00	0.00	0.00	-	139.00	-	-	-	0.00	0.00	0.00	-	351.00	-	30	0.00	0.00	0.00	-	451.00	-	-	-	5,650	
5,700	0.00	0.00	0.00	-	44.50	-	5	0.00	0.00	0.00	-	125.00	-	-	-	0.00	0.00	0.00	-	391.00	-	90	0.00	0.00	0.00	-	486.00	-	-	-	5,700	
5,750	0.00	0.00	0.00	-	36.00	-	-	0.00	0.00	0.00	-	112.00	-	-	-	0.00	0.00	0.00	-	432.00	-	30	0.00	0.00	0.00	-	523.00	-	-	-	5,750	
5,800	0.00	0.00	0.00	-	28.75	-	81	0.00	0.00	0.00	-	100.00	-	-	-	0.00	0.00	0.00	-	475.00	-	61	0.00	0.00	0.00	-	561.00	-	-	-	5,800	
5,850	0.00	0.00	0.00	-	22.75	-	92	0.00	0.00	0.00	-	89.00	-	-	-	0.00	0.00	0.00	-	519.00	-	31	0.00	0.00	0.00	-	600.00	-	-	-	5,850	
5,900	0.00	0.00	0.00	-	18.00	-	61	0.00	0.00	0.00	-	79.00	-	-	-	0.00	0.00	0.00	-	564.00	-	30	0.00	0.00	0.00	-	640.00	-	-	-	5,900	
5,950	0.00	0.00	0.00	-	14.00	-	-	0.00	0.00	0.00	-	70.00	-	-	-	0.00	0.00	0.00	-	610.00	-	-	0.00	0.00	0.00	-	681.00	-	-	-	5,950	

FTSE/Athex Large Cap

(Trade Unit: 1 Index Point x 2€ - Exercise Style: European, Cash Settlement)

Call Options															Put Options																		
Exercise Price	April 2026						May 2026						Other Months		April 2026					May 2026					Other Months		Exercise Price						
	Open price	Price max	Price min	Last price	Closing price	Volume	Open Interest	Open price	Price max	Price min	Last price	Closing price	Volume	Open Interest	Volume	Open Interest	Open price	Price max	Price min	Last price	Closing price	Volume	Open Interest	Open price	Price max	Price min		Last price	Closing price	Volume	Open Interest	Volume	Open Interest
6,000	0.00	0.00	0.00	-	11.00	-	-	0.00	0.00	0.00	-	62.00	-	-			0.00	0.00	0.00	-	657.00	-	-	0.00	0.00	0.00	-	722.00	-	-			6,000
6,050	0.00	0.00	0.00	-	8.40	-	-	0.00	0.00	0.00	-	55.00	-	-			0.00	0.00	0.00	-	704.00	-	-	0.00	0.00	0.00	-	765.00	-	-			6,050
6,100	0.00	0.00	0.00	-	6.40	-	-	0.00	0.00	0.00	-	48.25	-	-			0.00	0.00	0.00	-	752.00	-	-	0.00	0.00	0.00	-	808.00	-	-			6,100
6,150	0.00	0.00	0.00	-	4.90	-	-	0.00	0.00	0.00	-	42.50	-	-			0.00	0.00	0.00	-	800.00	-	-	0.00	0.00	0.00	-	852.00	-	-			6,150
6,200	0.00	0.00	0.00	-	3.70	-	-	0.00	0.00	0.00	-	37.25	-	-			0.00	0.00	0.00	-	849.00	-	-	0.00	0.00	0.00	-	897.00	-	-			6,200
6,250	0.00	0.00	0.00	-	2.70	-	-	0.00	0.00	0.00	-	32.50	-	-			0.00	0.00	0.00	-	898.00	-	-	0.00	0.00	0.00	-	942.00	-	-			6,250
6,300	0.00	0.00	0.00	-	2.00	-	-	0.00	0.00	0.00	-	28.25	-	-			0.00	0.00	0.00	-	947.00	-	-	0.00	0.00	0.00	-	988.00	-	-			6,300
6,350	0.00	0.00	0.00	-	1.50	-	-	0.00	0.00	0.00	-	24.75	-	-			0.00	0.00	0.00	-	997.00	-	-	0.00	0.00	0.00	-	1,034.00	-	-			6,350
6,400	0.00	0.00	0.00	-	1.10	-	-	-	-	-	-	-	-	-			0.00	0.00	0.00	-	1,046.00	-	-	-	-	-	-	-	-	-			6,400
6,450	0.00	0.00	0.00	-	0.79	-	-	-	-	-	-	-	-	-			0.00	0.00	0.00	-	1,096.00	-	-	-	-	-	-	-	-	-			6,450
6,500	0.00	0.00	0.00	-	0.57	-	-	-	-	-	-	-	-	-			0.00	0.00	0.00	-	1,145.00	-	-	-	-	-	-	-	-	-			6,500
6,550	0.00	0.00	0.00	-	0.40	-	-	-	-	-	-	-	-	-			0.00	0.00	0.00	-	1,195.00	-	-	-	-	-	-	-	-	-			6,550
6,600	0.00	0.00	0.00	-	0.29	-	-	-	-	-	-	-	-	-			0.00	0.00	0.00	-	1,245.00	-	-	-	-	-	-	-	-	-			6,600
6,650	0.00	0.00	0.00	-	0.20	-	-	-	-	-	-	-	-	-			0.00	0.00	0.00	-	1,295.00	-	-	-	-	-	-	-	-	-			6,650
Totals:						181	797							225	93	0	0						308	974						390	120	0	0
Number of Trades:						7							8	0						17						13	0						

Allwyn AG (CR)

(Contract Size: 100 Securities, Exercise Style: American, Physical Delivery)

Call Options														Put Options																		
April 2026							May 2026							Other Months		April 2026							May 2026							Other Months		Exercise Price
Open price	Price max	Price min	Last price	Closing price	Volume	Open Interest	Open price	Price max	Price min	Last price	Closing price	Volume	Open Interest	Volume	Open Interest	Open price	Price max	Price min	Last price	Closing price	Volume	Open Interest	Open price	Price max	Price min	Last price	Closing price	Volume	Open Interest	Volume	Open Interest	
9.500	0.000	0.000	0.000	4.99	-	-	0.000	0.000	0.000	0.000	5.01	-	-			0.000	0.000	0.000	0.001	-	-	0.000	0.000	0.000	0.000	0.001	-	-			0.095	
9.750	0.000	0.000	0.000	4.74	-	-	0.000	0.000	0.000	0.000	4.76	-	-			0.000	0.000	0.000	0.001	-	-	0.000	0.000	0.000	0.000	0.001	-	-			0.098	
10.000	0.000	0.000	0.000	4.49	-	-	0.000	0.000	0.000	0.000	4.51	-	-			0.000	0.000	0.000	0.001	-	-	0.000	0.000	0.000	0.000	0.001	-	-			0.100	
10.500	0.000	0.000	0.000	3.99	-	-	0.000	0.000	0.000	0.000	4.01	-	-			0.000	0.000	0.000	0.001	-	-	0.000	0.000	0.000	0.000	0.003	-	-			0.105	
11.000	0.000	0.000	0.000	3.50	-	-	0.000	0.000	0.000	0.000	3.52	-	-			0.000	0.000	0.000	0.001	-	-	0.000	0.000	0.000	0.000	0.010	-	-			0.110	
11.500	0.000	0.000	0.000	3.00	-	-	0.000	0.000	0.000	0.000	3.04	-	-			0.000	0.000	0.000	0.001	-	-	0.000	0.000	0.000	0.000	0.025	-	-			0.115	
12.000	0.000	0.000	0.000	2.50	-	-	0.000	0.000	0.000	0.000	2.57	-	-			0.000	0.000	0.000	0.005	-	-	0.000	0.000	0.000	0.000	0.055	-	-			0.120	
12.500	0.000	0.000	0.000	2.02	-	-	0.000	0.000	0.000	0.000	2.13	-	-			0.000	0.000	0.000	0.018	-	-	0.000	0.000	0.000	0.000	0.109	-	-			0.125	
13.000	0.000	0.000	0.000	1.55	-	-	0.000	0.000	0.000	0.000	1.72	-	-			0.000	0.000	0.000	0.056	-	-	0.000	0.000	0.000	0.000	0.199	-	-			0.130	
13.500	0.000	0.000	0.000	1.13	-	-	0.000	0.000	0.000	0.000	1.35	-	-			0.000	0.000	0.000	0.133	-	15	0.342	0.342	0.342	0.342	0.342	5	0			0.135	
14.000	0.000	0.000	0.000	0.775	-	-	0.000	0.000	0.000	0.000	1.03	-	-			0.000	0.000	0.000	0.276	-	45	0.000	0.000	0.000	0.000	0.513	-	-			0.140	
14.500	0.000	0.000	0.000	0.490	-	-	0.000	0.000	0.000	0.000	0.766	-	-			0.000	0.000	0.000	0.492	-	70	0.000	0.000	0.000	0.000	0.746	-	-			0.145	
15.000	0.000	0.000	0.000	0.292	-	15	0.301	0.301	0.301	0.301	0.301	15	-			0.000	0.000	0.000	0.793	-	90	0.000	0.000	0.000	0.000	1.03	-	-			0.150	
15.500	0.000	0.000	0.000	0.158	-	90	0.000	0.000	0.000	0.000	0.390	-	-			0.000	0.000	0.000	1.16	-	5	0.000	0.000	0.000	0.000	1.37	-	-			0.155	
16.000	0.000	0.000	0.000	0.079	-	-	0.000	0.000	0.000	0.000	0.268	-	-			0.000	0.000	0.000	1.58	-	-	0.000	0.000	0.000	0.000	1.75	-	-			0.160	
16.500	0.000	0.000	0.000	0.037	-	-	0.000	0.000	0.000	0.000	0.179	-	-			0.000	0.000	0.000	2.04	-	-	0.000	0.000	0.000	0.000	2.16	-	-			0.165	
17.000	0.000	0.000	0.000	0.016	-	-	0.000	0.000	0.000	0.000	0.116	-	-			0.000	0.000	0.000	2.53	-	-	0.000	0.000	0.000	0.000	2.60	-	-			0.170	
17.500	0.000	0.000	0.000	0.006	-	-	0.000	0.000	0.000	0.000	0.071	-	-			0.000	0.000	0.000	3.02	-	-	0.000	0.000	0.000	0.000	3.06	-	-			0.175	
18.000	0.000	0.000	0.000	0.002	-	-	0.000	0.000	0.000	0.000	0.044	-	-			0.000	0.000	0.000	3.52	-	-	0.000	0.000	0.000	0.000	3.54	-	-			0.180	
18.500	0.000	0.000	0.000	0.001	-	-	0.000	0.000	0.000	0.000	0.027	-	-			0.000	0.000	0.000	4.02	-	-	0.000	0.000	0.000	0.000	4.03	-	-			0.185	
19.000	0.000	0.000	0.000	0.001	-	-	0.000	0.000	0.000	0.000	0.016	-	-			0.000	0.000	0.000	4.52	-	50	0.000	0.000	0.000	0.000	4.52	-	-			0.190	
19.500	0.000	0.000	0.000	0.001	-	-	0.000	0.000	0.000	0.000	0.009	-	-			0.000	0.000	0.000	5.02	-	50	0.000	0.000	0.000	0.000	5.02	-	-			0.195	
20.000	0.000	0.000	0.000	0.001	-	-	0.000	0.000	0.000	0.000	0.005	-	-			0.000	0.000	0.000	5.52	-	-	0.000	0.000	0.000	0.000	5.52	-	-			0.200	
21.000	0.000	0.000	0.000	0.001	-	-	0.000	0.000	0.000	0.000	0.001	-	-			0.000	0.000	0.000	6.52	-	-	0.000	0.000	0.000	0.000	6.52	-	-			0.210	
22.000	0.000	0.000	0.000	0.001	-	-	0.000	0.000	0.000	0.000	0.001	-	-			0.000	0.000	0.000	7.52	-	-	0.000	0.000	0.000	0.000	7.52	-	-			0.220	
23.000	0.000	0.000	0.000	0.001	-	-	0.000	0.000	0.000	0.000	0.001	-	-			0.000	0.000	0.000	8.52	-	-	0.000	0.000	0.000	0.000	8.52	-	-			0.230	
24.000	0.000	0.000	0.000	0.001	-	-						-	-			0.000	0.000	0.000	9.52	-	-						-	-			0.240	
25.000	0.000	0.000	0.000	0.001	-	-						-	-			0.000	0.000	0.000	10.52	-	-						-	-			0.250	
26.000	0.000	0.000	0.000	0.001	-	-						-	-			0.000	0.000	0.000	11.52	-	-						-	-			0.260	
27.000					-	-						-	-								-	-						-	-			0.270
28.000					-	-						-	-								-	-						-	-			0.280
29.000					-	-						-	-								-	-						-	-			0.290
30.000					-	-						-	-								-	-						-	-			0.300
Totals:					0	105						15	0	0	0					0	325						5	5	0	0		
Number of Trades:					0							1	0								0.00						1		0			

ALPHA BANK (CR)

(Contract Size: 100 Securities, Exercise Style: American, Physical Delivery)

Call Options																	Put Options																	
Exercise Price	April 2026						May 2026						Other Months		April 2026						May 2026						Other Months		Exercise Price					
	Open price	Price max	Price min	Last price	Closing price	Volume	Open Interest	Open price	Price max	Price min	Last price	Closing price	Volume	Open Interest	Volume	Open Interest	Open price	Price max	Price min	Last price	Closing price	Volume	Open Interest	Open price	Price max	Price min	Last price	Closing price		Volume	Open Interest	Volume	Open Interest	
2.000						-	-						-	-								-	-											0.020
2.100	0.000	0.000	0.000		1.16	-	-	0.000	0.000	0.000		1.17	-	-			0.000	0.000	0.000		0.001	-	-	0.000	0.000	0.000		0.001	-	-			0.021	
2.200	0.000	0.000	0.000		1.06	-	-	0.000	0.000	0.000		1.07	-	-			0.000	0.000	0.000		0.001	-	-	0.000	0.000	0.000		0.003	-	-			0.022	
2.300	0.000	0.000	0.000		0.963	-	-	0.000	0.000	0.000		0.972	-	-			0.000	0.000	0.000		0.001	-	-	0.000	0.000	0.000		0.005	-	-			0.023	
2.400	0.000	0.000	0.000		0.864	-	-	0.000	0.000	0.000		0.876	-	-			0.000	0.000	0.000		0.001	-	-	0.000	0.000	0.000		0.009	-	-			0.024	
2.500	0.000	0.000	0.000		0.766	-	-	0.000	0.000	0.000		0.783	-	-			0.000	0.000	0.000		0.002	-	-	0.000	0.000	0.000		0.016	-	-			0.025	
2.600	0.000	0.000	0.000		0.669	-	-	0.000	0.000	0.000		0.694	-	-			0.000	0.000	0.000		0.005	-	-	0.000	0.000	0.000		0.027	-	-			0.026	
2.700	0.000	0.000	0.000		0.574	-	-	0.000	0.000	0.000		0.609	-	-			0.000	0.000	0.000		0.010	-	-	0.000	0.000	0.000		0.042	-	-			0.027	
2.800	0.000	0.000	0.000		0.484	-	-	0.000	0.000	0.000		0.528	-	-			0.000	0.000	0.000		0.020	-	-	0.000	0.000	0.000		0.060	-	-			0.028	
2.900	0.000	0.000	0.000		0.400	-	-	0.000	0.000	0.000		0.455	-	5			0.000	0.000	0.000		0.036	-	-	0.000	0.000	0.000		0.087	-	-			0.029	
3.000	0.000	0.000	0.000		0.323	-	-	0.000	0.000	0.000		0.388	-	-			0.000	0.000	0.000		0.059	-	10	0.000	0.000	0.000		0.119	-	-			0.030	
3.100	0.000	0.000	0.000		0.255	-	-	0.000	0.000	0.000		0.325	-	-			0.000	0.000	0.000		0.091	-	-	0.000	0.000	0.000		0.156	-	-			0.031	
3.200	0.000	0.000	0.000		0.196	-	15	0.000	0.000	0.000		0.272	-	-			0.000	0.000	0.000		0.132	-	-	0.000	0.000	0.000		0.203	-	-			0.032	
3.300	0.000	0.000	0.000		0.147	-	-	0.000	0.000	0.000		0.224	-	15			0.000	0.000	0.000		0.183	-	-	0.000	0.000	0.000		0.255	-	-			0.033	
3.400	0.000	0.000	0.000		0.107	-	-	0.000	0.000	0.000		0.183	-	-			0.000	0.000	0.000		0.243	-	-	0.000	0.000	0.000		0.314	-	-			0.034	
3.500	0.000	0.000	0.000		0.076	-	-	0.000	0.000	0.000		0.149	-	-			0.000	0.000	0.000		0.311	-	-	0.000	0.000	0.000		0.380	-	-			0.035	
3.600	0.000	0.000	0.000		0.053	-	-	0.000	0.000	0.000		0.118	-	-			0.000	0.000	0.000		0.389	-	-	0.000	0.000	0.000		0.449	-	-			0.036	
3.700	0.000	0.000	0.000		0.036	-	5	0.000	0.000	0.000		0.095	-	-			0.000	0.000	0.000		0.472	-	-	0.000	0.000	0.000		0.526	-	-			0.037	
3.800	0.000	0.000	0.000		0.024	-	-	0.000	0.000	0.000		0.073	-	-			0.000	0.000	0.000		0.560	-	-	0.000	0.000	0.000		0.604	-	-			0.038	
3.900	0.000	0.000	0.000		0.015	-	-	0.000	0.000	0.000		0.058	-	-			0.000	0.000	0.000		0.652	-	-	0.000	0.000	0.000		0.690	-	-			0.039	
4.000	0.000	0.000	0.000		0.010	-	-	0.000	0.000	0.000		0.044	-	-			0.000	0.000	0.000		0.747	-	-	0.000	0.000	0.000		0.776	-	-			0.040	
4.250	0.000	0.000	0.000		0.003	-	-	0.000	0.000	0.000		0.023	-	-			0.000	0.000	0.000		0.991	-	-	0.000	0.000	0.000		1.01	-	-			0.043	
4.400						-	-						-	-								-	-										0.044	
4.500	0.000	0.000	0.000		0.001	-	-	0.000	0.000	0.000		0.011	-	-			0.000	0.000	0.000		1.24	-	-	0.000	0.000	0.000		1.24	-	-			0.045	
4.750	0.000	0.000	0.000		0.003	-	-	0.000	0.000	0.000		0.005	-	-			0.000	0.000	0.000		1.49	-	-	0.000	0.000	0.000		1.49	-	-			0.048	
4.800						-	-						-	-								-	-										0.048	
5.000	0.000	0.000	0.000		0.001	-	-	0.000	0.000	0.000		0.002	-	-			0.000	0.000	0.000		1.74	-	-	0.000	0.000	0.000		1.74	-	-			0.050	
5.250	0.000	0.000	0.000		0.001	-	-	0.000	0.000	0.000		0.001	-	-			0.000	0.000	0.000		1.99	-	-	0.000	0.000	0.000		1.99	-	-			0.053	
5.500	0.000	0.000	0.000		0.001	-	-	0.000	0.000	0.000		0.001	-	-			0.000	0.000	0.000		2.24	-	-	0.000	0.000	0.000		2.24	-	-			0.055	
5.750	0.000	0.000	0.000		0.001	-	-	0.000	0.000	0.000		0.001	-	-			0.000	0.000	0.000		2.49	-	-	0.000	0.000	0.000		2.49	-	-			0.058	
6.000	0.000	0.000	0.000		0.001	-	-						-	-			0.000	0.000	0.000		2.74	-	-									0.060		
6.250	0.000	0.000	0.000		0.001	-	-						-	-			0.000	0.000	0.000		2.99	-	-									0.063		
6.500	0.000	0.000	0.000		0.001	-	-						-	-			0.000	0.000	0.000		3.24	-	-									0.065		
6.750	0.000	0.000	0.000		0.001	-	-						-	-			0.000	0.000	0.000		3.49	-	-									0.068		
7.000	0.000	0.000	0.000		0.001	-	-						-	-			0.000	0.000	0.000		3.74	-	-									0.070		

ALPHA BANK (CR)

(Contract Size: 100 Securities, Exercise Style: American, Physical Delivery)

	Call Options														Put Options																						
	April 2026							May 2026							Other Months		April 2026							May 2026							Other Months						
Exercise Price	Open price	Price max	Price min	Last price	Closing price	Volume	Open Interest	Open price	Price max	Price min	Last price	Closing price	Volume	Open Interest	Volume	Open Interest	Open price	Price max	Price min	Last price	Closing price	Volume	Open Interest	Open price	Price max	Price min	Last price	Closing price	Volume	Open Interest	Volume	Open Interest	Exercise Price				
Totals:						0	20						0	20	0	0						0	10						0	0	0	0					
Number of Trades:							0						0		0							0.00						0		0							

NATIONAL BANK (CR)

(Contract Size: 100 Securities, Exercise Style: American, Physical Delivery)

Call Options																	Put Options																								
April 2026																	May 2026										Other Months														
Exercise Price	Open price	Price max	Price min	Last price	Closing price	Volume	Open Interest	Open price	Price max	Price min	Last price	Closing price	Volume	Open Interest	Volume	Open Interest	Open price	Price max	Price min	Last price	Closing price	Volume	Open Interest	Volume	Open Interest	Exercise Price															
8.250						-	-																				0.083														
8.400						-	-																					0.084													
8.500						-	-																					0.085													
8.750	0.000	0.000	0.000		4.29	-	-	0.000	0.000	0.000		4.31	-	-			0.000	0.000	0.000		0.001	-	-	0.000	0.000	0.000	0.006	-	-	0.088											
8.800						-	-																					0.088													
9.000	0.000	0.000	0.000		4.04	-	-	0.000	0.000	0.000		4.07	-	-			0.000	0.000	0.000		0.001	-	-	0.000	0.000	0.000	0.011	-	-	0.090											
9.200						-	-																					0.092													
9.250	0.000	0.000	0.000		3.79	-	-	0.000	0.000	0.000		3.82	-	-			0.000	0.000	0.000		0.001	-	-	0.000	0.000	0.000	0.017	-	-	0.093											
9.500	0.000	0.000	0.000		3.55	-	-	0.000	0.000	0.000		3.58	-	-			0.000	0.000	0.000		0.002	-	-	0.000	0.000	0.000	0.026	-	-	0.095											
9.600						-	-																					0.096													
9.750	0.000	0.000	0.000		3.30	-	-	0.000	0.000	0.000		3.35	-	-			0.000	0.000	0.000		0.004	-	-	0.000	0.000	0.000	0.038	-	-	0.098											
10.000	0.000	0.000	0.000		3.05	-	-	0.000	0.000	0.000		3.11	-	-			0.000	0.000	0.000		0.008	-	-	0.000	0.000	0.000	0.055	-	-	0.100											
10.500	0.000	0.000	0.000		2.57	-	-	0.000	0.000	0.000		2.67	-	-			0.000	0.000	0.000		0.024	-	-	0.000	0.000	0.000	0.104	-	-	0.105											
11.000	0.000	0.000	0.000		2.10	-	-	0.000	0.000	0.000		2.24	-	-			0.000	0.000	0.000		0.059	-	-	0.000	0.000	0.000	0.182	-	-	0.110											
11.500	0.000	0.000	0.000		1.67	-	-	0.000	0.000	0.000		1.86	-	-			0.000	0.000	0.000		0.126	-	-	0.000	0.000	0.000	0.294	-	-	0.115											
12.000	0.000	0.000	0.000		1.28	-	-	0.000	0.000	0.000		1.51	-	-			0.000	0.000	0.000		0.237	-	15	0.000	0.000	0.000	0.445	-	-	0.120											
12.500	0.000	0.000	0.000		0.947	-	-	0.000	0.000	0.000		1.20	-	-			0.000	0.000	0.000		0.400	-	-	0.000	0.000	0.000	0.638	-	-	0.125											
13.000	0.000	0.000	0.000		0.671	-	-	0.000	0.000	0.000		0.940	-	-			0.000	0.000	0.000		0.624	-	-	0.000	0.000	0.000	0.874	-	-	0.130											
13.500	0.000	0.000	0.000		0.456	-	30	0.710	0.710	0.710	0.710	0.710	15	35			0.000	0.000	0.000		0.910	-	-	0.000	0.000	0.000	1.16	-	-	0.135											
14.000	0.000	0.000	0.000		0.299	-	-	0.000	0.000	0.000		0.554	-	-			0.000	0.000	0.000		1.25	-	-	0.000	0.000	0.000	1.49	-	-	0.140											
14.500	0.000	0.000	0.000		0.188	-	-	0.000	0.000	0.000		0.409	-	-			0.000	0.000	0.000		1.64	-	-	0.000	0.000	0.000	1.84	-	-	0.145											
15.000	0.000	0.000	0.000		0.114	-	-	0.000	0.000	0.000		0.300	-	-			0.000	0.000	0.000		2.07	-	-	0.000	0.000	0.000	2.23	-	-	0.150											
15.500	0.000	0.000	0.000		0.067	-	-	0.000	0.000	0.000		0.220	-	-			0.000	0.000	0.000		2.52	-	-	0.000	0.000	0.000	2.65	-	-	0.155											
16.000	0.000	0.000	0.000		0.038	-	-	0.000	0.000	0.000		0.154	-	-			0.000	0.000	0.000		3.00	-	-	0.000	0.000	0.000	3.09	-	-	0.160											
16.500	0.000	0.000	0.000		0.021	-	-	0.000	0.000	0.000		0.109	-	-			0.000	0.000	0.000		3.48	-	-	0.000	0.000	0.000	3.55	-	-	0.165											
17.000	0.000	0.000	0.000		0.011	-	-	0.000	0.000	0.000		0.076	-	-			0.000	0.000	0.000		3.97	-	-	0.000	0.000	0.000	4.02	-	-	0.170											
17.500	0.000	0.000	0.000		0.006	-	-	0.000	0.000	0.000		0.050	-	-			0.000	0.000	0.000		4.47	-	-	0.000	0.000	0.000	4.49	-	-	0.175											
18.000	0.000	0.000	0.000		0.003	-	-	0.000	0.000	0.000		0.036	-	-			0.000	0.000	0.000		4.97	-	-	0.000	0.000	0.000	4.98	-	-	0.180											
18.500	0.000	0.000	0.000		0.001	-	-	0.000	0.000	0.000		0.023	-	-			0.000	0.000	0.000		5.47	-	-	0.000	0.000	0.000	5.47	-	-	0.185											
19.000	0.000	0.000	0.000		0.001	-	-	0.000	0.000	0.000		0.016	-	-			0.000	0.000	0.000		5.97	-	-	0.000	0.000	0.000	5.97	-	-	0.190											
19.500	0.000	0.000	0.000		0.001	-	-	0.000	0.000	0.000		0.010	-	-			0.000	0.000	0.000		6.47	-	-	0.000	0.000	0.000	6.47	-	-	0.195											
20.000	0.000	0.000	0.000		0.001	-	-										0.000	0.000	0.000		6.97	-	-							0.200											
21.000	0.000	0.000	0.000		0.001	-	-										0.000	0.000	0.000		7.97	-	-							0.210											
22.000	0.000	0.000	0.000		0.001	-	-										0.000	0.000	0.000		8.97	-	-							0.220											
Totals:						0	30							15	35	0	0							0	15							0	0	0	309						
Number of Trades:						0							1							0							0.00							0							0

OTE (CR)

(Contract Size: 100 Securities, Exercise Style: American, Physical Delivery)

Call Options																Put Options																		
April 2026								May 2026								Other Months		April 2026						May 2026					Other Months		Exercise Price			
Exerise Price	Open price	Price max	Price min	Last price	Closing price	Volume	Open Interest	Open price	Price max	Price min	Last price	Closing price	Volume	Open Interest	Volume	Open Interest	Open price	Price max	Price min	Last price	Closing price	Volume	Open Interest	Open price	Price max	Price min	Last price	Closing price	Volume	Open Interest		Volume	Open Interest	
10.000						-	-							-	-									-	-									0.100
10.500						-	-							-	-									-	-									0.105
11.000	0.000	0.000	0.000		5.56	-	-	0.000	0.000	0.000		5.57	-	-			0.000	0.000	0.000		0.001	-	-	0.000	0.000	0.000		0.001	-	-			0.110	
11.500	0.000	0.000	0.000		5.06	-	-	0.000	0.000	0.000		5.07	-	-			0.000	0.000	0.000		0.001	-	-	0.000	0.000	0.000		0.001	-	-			0.115	
12.000	0.000	0.000	0.000		4.56	-	-	0.000	0.000	0.000		4.58	-	-			0.000	0.000	0.000		0.001	-	-	0.000	0.000	0.000		0.001	-	-			0.120	
12.500	0.000	0.000	0.000		4.06	-	-	0.000	0.000	0.000		4.08	-	-			0.000	0.000	0.000		0.001	-	-	0.000	0.000	0.000		0.002	-	-			0.125	
13.000	0.000	0.000	0.000		3.56	-	-	0.000	0.000	0.000		3.59	-	-			0.000	0.000	0.000		0.001	-	-	0.000	0.000	0.000		0.007	-	-			0.130	
13.500	0.000	0.000	0.000		3.06	-	-	0.000	0.000	0.000		3.10	-	-			0.000	0.000	0.000		0.002	-	-	0.000	0.000	0.000		0.019	-	-			0.135	
14.000	0.000	0.000	0.000		2.57	-	-	0.000	0.000	0.000		2.62	-	-			0.000	0.000	0.000		0.008	-	-	0.000	0.000	0.000		0.043	-	-			0.140	
14.500	0.000	0.000	0.000		2.09	-	-	0.000	0.000	0.000		2.17	-	-			0.000	0.000	0.000		0.025	-	-	0.000	0.000	0.000		0.089	-	-			0.145	
15.000	0.000	0.000	0.000		1.63	-	-	0.000	0.000	0.000		1.75	-	-			0.000	0.000	0.000		0.066	-	-	0.000	0.000	0.000		0.166	-	-			0.150	
15.500	0.000	0.000	0.000		1.21	-	-	0.000	0.000	0.000		1.37	-	-			0.000	0.000	0.000		0.148	-	-	0.000	0.000	0.000		0.285	-	-			0.155	
16.000	0.000	0.000	0.000		0.852	-	-	0.000	0.000	0.000		1.04	-	-			0.000	0.000	0.000		0.290	-	60	0.000	0.000	0.000		0.454	-	-			0.160	
16.500	0.000	0.000	0.000		0.561	-	-	0.000	0.000	0.000		0.763	-	-			0.000	0.000	0.000		0.499	-	45	0.000	0.000	0.000		0.678	-	-			0.165	
17.000	0.000	0.000	0.000		0.348	-	15	0.000	0.000	0.000		0.543	-	-			0.000	0.000	0.000		0.787	-	-	0.000	0.000	0.000		0.958	-	-			0.170	
17.500	0.000	0.000	0.000		0.202	-	15	0.000	0.000	0.000		0.374	-	-			0.000	0.000	0.000		1.14	-	-	0.000	0.000	0.000		1.29	-	-			0.175	
18.000	0.000	0.000	0.000		0.108	-	-	0.000	0.000	0.000		0.250	-	-			0.000	0.000	0.000		1.55	-	-	0.000	0.000	0.000		1.67	-	-			0.180	
18.500	0.000	0.000	0.000		0.053	-	-	0.000	0.000	0.000		0.161	-	-			0.000	0.000	0.000		2.00	-	-	0.000	0.000	0.000		2.08	-	-			0.185	
19.000	0.000	0.000	0.000		0.025	-	-	0.000	0.000	0.000		0.101	-	-			0.000	0.000	0.000		2.47	-	-	0.000	0.000	0.000		2.52	-	-			0.190	
19.500	0.000	0.000	0.000		0.011	-	-	0.000	0.000	0.000		0.060	-	-			0.000	0.000	0.000		2.96	-	-	0.000	0.000	0.000		2.99	-	-			0.195	
20.000	0.000	0.000	0.000		0.004	-	-	0.000	0.000	0.000		0.034	-	-			0.000	0.000	0.000		3.46	-	-	0.000	0.000	0.000		3.47	-	-			0.200	
21.000	0.000	0.000	0.000		0.001	-	-	0.000	0.000	0.000		0.011	-	-			0.000	0.000	0.000		4.46	-	-	0.000	0.000	0.000		4.46	-	-			0.210	
22.000	0.000	0.000	0.000		0.001	-	-	0.000	0.000	0.000		0.003	-	-			0.000	0.000	0.000		5.46	-	-	0.000	0.000	0.000		5.46	-	-			0.220	
23.000	0.000	0.000	0.000		0.001	-	-	0.000	0.000	0.000		0.001	-	-			0.000	0.000	0.000		6.46	-	-	0.000	0.000	0.000		6.46	-	-			0.230	
24.000	0.000	0.000	0.000		0.001	-	-	0.000	0.000	0.000		0.001	-	-			0.000	0.000	0.000		7.46	-	-	0.000	0.000	0.000		7.46	-	-			0.240	
25.000	0.000	0.000	0.000		0.001	-	-	0.000	0.000	0.000		0.001	-	-			0.000	0.000	0.000		8.46	-	-	0.000	0.000	0.000		8.46	-	-			0.250	
26.000	0.000	0.000	0.000		0.001	-	-	0.000	0.000	0.000		0.001	-	-			0.000	0.000	0.000		9.46	-	-	0.000	0.000	0.000		9.46	-	-			0.260	
Totals:						0	30						0	0	0	0						0	105					0	0	0	0			
Number of Trades:						0							0		0							0.00						0		0				

PIRAEUS BANK (CR)

(Contract Size: 100 Securities, Exercise Style: American, Physical Delivery)

Call Options																Put Options															
Exercise Price	April 2026						May 2026						Other Months		April 2026						May 2026						Other Months		Exercise Price		
	Open price	Price max	Price min	Last price	Closing price	Volume	Open Interest	Open price	Price max	Price min	Last price	Closing price	Volume	Open Interest	Volume	Open Interest	Open price	Price max	Price min	Last price	Closing price	Volume	Open Interest	Open price	Price max	Price min	Last price	Closing price		Volume	Open Interest
4.250	0.000	0.000	0.000	2.86	-	-	0.000	0.000	0.000	2.86	-	-				0.000	0.000	0.000	0.001	-	-	0.000	0.000	0.000	0.001	-	-				0.043
4.500	0.000	0.000	0.000	2.61	-	-	0.000	0.000	0.000	2.62	-	-				0.000	0.000	0.000	0.001	-	-	0.000	0.000	0.000	0.003	-	-				0.045
4.750	0.000	0.000	0.000	2.36	-	-	0.000	0.000	0.000	2.37	-	-				0.000	0.000	0.000	0.002	-	-	0.000	0.000	0.000	0.008	-	-				0.048
5.000	0.000	0.000	0.000	2.11	-	-	0.000	0.000	0.000	2.13	-	-				0.000	0.000	0.000	0.001	-	-	0.000	0.000	0.000	0.017	-	-				0.050
5.250	0.000	0.000	0.000	1.86	-	-	0.000	0.000	0.000	1.90	-	-				0.000	0.000	0.000	0.003	-	-	0.000	0.000	0.000	0.032	-	-				0.053
5.500	0.000	0.000	0.000	1.62	-	-	0.000	0.000	0.000	1.67	-	-				0.000	0.000	0.000	0.010	-	-	0.000	0.000	0.000	0.055	-	-				0.055
5.750	0.000	0.000	0.000	1.38	-	-	0.000	0.000	0.000	1.46	-	-				0.000	0.000	0.000	0.022	-	-	0.000	0.000	0.000	0.089	-	-				0.058
6.000	0.000	0.000	0.000	1.15	-	-	0.000	0.000	0.000	1.25	-	-				0.000	0.000	0.000	0.045	-	-	0.000	0.000	0.000	0.135	-	-				0.060
6.250	0.000	0.000	0.000	0.942	-	-	0.000	0.000	0.000	1.07	-	-				0.000	0.000	0.000	0.083	-	-	0.000	0.000	0.000	0.201	-	-				0.063
6.500	0.000	0.000	0.000	0.750	-	-	0.000	0.000	0.000	0.901	-	-				0.000	0.000	0.000	0.141	-	-	0.000	0.000	0.000	0.282	-	-				0.065
6.750	0.000	0.000	0.000	0.582	-	-	0.000	0.000	0.000	0.747	-	-				0.000	0.000	0.000	0.223	-	-	0.000	0.000	0.000	0.378	-	-				0.068
7.000	0.000	0.000	0.000	0.440	-	-	0.000	0.000	0.000	0.617	-	-				0.000	0.000	0.000	0.331	-	30	0.000	0.000	0.000	0.497	-	-				0.070
7.250	0.000	0.000	0.000	0.324	-	-	0.000	0.000	0.000	0.503	-	-				0.000	0.000	0.000	0.465	-	-	0.000	0.000	0.000	0.633	-	-				0.073
7.500	0.000	0.000	0.000	0.232	-	1,200	0.000	0.000	0.000	0.401	-	40				0.000	0.000	0.000	0.623	-	-	0.000	0.000	0.000	0.781	-	-				0.075
7.750	0.000	0.000	0.000	0.161	-	1,200	0.000	0.000	0.000	0.324	-	-				0.000	0.000	0.000	0.802	-	-	0.000	0.000	0.000	0.954	-	-				0.078
8.000	0.000	0.000	0.000	0.108	-	-	0.000	0.000	0.000	0.253	-	-				0.000	0.000	0.000	0.999	-	-	0.000	0.000	0.000	1.13	-	-				0.080
8.250	0.000	0.000	0.000	0.071	-	-	0.000	0.000	0.000	0.200	-	-				0.000	0.000	0.000	1.21	-	-	0.000	0.000	0.000	1.33	-	-				0.083
8.500	0.000	0.000	0.000	0.047	-	-	0.000	0.000	0.000	0.154	-	-				0.000	0.000	0.000	1.44	-	-	0.000	0.000	0.000	1.53	-	-				0.085
8.750	0.000	0.000	0.000	0.029	-	-	0.000	0.000	0.000	0.119	-	-				0.000	0.000	0.000	1.67	-	-	0.000	0.000	0.000	1.75	-	-				0.088
9.000	0.000	0.000	0.000	0.018	-	-	0.000	0.000	0.000	0.090	-	-				0.000	0.000	0.000	1.91	-	-	0.000	0.000	0.000	1.97	-	-				0.090
9.250	0.000	0.000	0.000	0.011	-	-	0.000	0.000	0.000	0.068	-	-				0.000	0.000	0.000	2.15	-	-	0.000	0.000	0.000	2.20	-	-				0.093
9.500	0.000	0.000	0.000	0.006	-	-	0.000	0.000	0.000	0.051	-	-				0.000	0.000	0.000	2.40	-	-	0.000	0.000	0.000	2.43	-	-				0.095
9.750	0.000	0.000	0.000	0.004	-	-	0.000	0.000	0.000	0.038	-	-				0.000	0.000	0.000	2.65	-	-	0.000	0.000	0.000	2.67	-	-				0.098
10.000	0.000	0.000	0.000	0.002	-	-	0.000	0.000	0.000	0.028	-	-				0.000	0.000	0.000	2.90	-	-	0.000	0.000	0.000	2.91	-	-				0.100
10.500	0.000	0.000	0.000	0.001	-	-	0.000	0.000	0.000	0.015	-	-				0.000	0.000	0.000	3.40	-	-	0.000	0.000	0.000	3.40	-	-				0.105
11.000	0.000	0.000	0.000	0.001	-	-	0.000	0.000	0.000	0.008	-	-				0.000	0.000	0.000	3.90	-	-	0.000	0.000	0.000	3.90	-	-				0.110
11.500	0.000	0.000	0.000	0.001	-	-					-	-				0.000	0.000	0.000	4.40	-	-					-	-				0.115
12.000	0.000	0.000	0.000	0.001	-	-					-	-				0.000	0.000	0.000	4.90	-	-					-	-				0.120
12.500	0.000	0.000	0.000	0.001	-	-					-	-				0.000	0.000	0.000	5.40	-	-					-	-				0.125
13.000	0.000	0.000	0.000	0.001	-	-					-	-				0.000	0.000	0.000	5.90	-	-					-	-				0.130
Totals:					0	2,400					0	40	0	0					0	30					0	0	0	0			
Number of Trades:					0						0		0						0.00						0		0				

PPC (CR)

(Contract Size: 100 Securities, Exercise Style: American, Physical Delivery)

Exercise Price	Call Options														Put Options																		
	April 2026							May 2026							Other Months		April 2026							May 2026							Other Months		Exercise Price
	Open price	Price max	Price min	Last price	Closing price	Volume	Open Interest	Open price	Price max	Price min	Last price	Closing price	Volume	Open Interest	Volume	Open Interest	Open price	Price max	Price min	Last price	Closing price	Volume	Open Interest	Open price	Price max	Price min	Last price	Closing price	Volume	Open Interest	Volume	Open Interest	
9.200						-	-							-	-																		
9.500						-	-							-	-																		0.095
9.600						-	-							-	-																		0.096
9.750						-	-							-	-																		0.098
10.000						-	-							-	-																		0.100
10.500						-	-							-	-																		0.105
11.000						-	-							-	-																		0.110
11.500						-	-							-	-																		0.115
12.000	0.000	0.000	0.000		6.48	-	-	0.000	0.000	0.000		6.50	-	-		0.000	0.000	0.000		0.001	-	-		0.000	0.000	0.000		0.001	-	-		0.120	
12.500	0.000	0.000	0.000		5.98	-	-	0.000	0.000	0.000		6.00	-	-		0.000	0.000	0.000		0.001	-	-		0.000	0.000	0.000		0.001	-	-		0.125	
13.000	0.000	0.000	0.000		5.48	-	-	0.000	0.000	0.000		5.50	-	-		0.000	0.000	0.000		0.001	-	-		0.000	0.000	0.000		0.001	-	-		0.130	
13.500	0.000	0.000	0.000		4.98	-	-	0.000	0.000	0.000		5.00	-	-		0.000	0.000	0.000		0.001	-	-		0.000	0.000	0.000		0.003	-	-		0.135	
14.000	0.000	0.000	0.000		4.48	-	-	0.000	0.000	0.000		4.51	-	-		0.000	0.000	0.000		0.002	-	-		0.000	0.000	0.000		0.007	-	-		0.140	
14.500	0.000	0.000	0.000		3.98	-	-	0.000	0.000	0.000		4.02	-	-		0.000	0.000	0.000		0.001	-	-		0.000	0.000	0.000		0.016	-	-		0.145	
15.000	0.000	0.000	0.000		3.48	-	-	0.000	0.000	0.000		3.54	-	-		0.000	0.000	0.000		0.004	-	-		0.000	0.000	0.000		0.034	-	-		0.150	
15.500	0.000	0.000	0.000		2.99	-	-	0.000	0.000	0.000		3.07	-	-		0.000	0.000	0.000		0.011	-	-		0.000	0.000	0.000		0.066	-	-		0.155	
16.000	0.000	0.000	0.000		2.51	-	-	0.000	0.000	0.000		2.63	-	-		0.000	0.000	0.000		0.030	-	-		0.000	0.000	0.000		0.119	-	-		0.160	
16.500	0.000	0.000	0.000		2.05	-	-	0.000	0.000	0.000		2.21	-	-		0.000	0.000	0.000		0.068	-	30		0.000	0.000	0.000		0.200	-	-		0.165	
17.000	0.000	0.000	0.000		1.62	-	45	0.000	0.000	0.000		1.82	-	-		0.000	0.000	0.000		0.138	-	-		0.000	0.000	0.000		0.315	-	-		0.170	
17.500	0.000	0.000	0.000		1.23	-	2	0.000	0.000	0.000		1.48	-	-		0.000	0.000	0.000		0.251	-	-		0.000	0.000	0.000		0.468	-	-		0.175	
18.000	0.000	0.000	0.000		0.901	-	-	0.000	0.000	0.000		1.17	-	-		0.000	0.000	0.000		0.417	-	-		0.000	0.000	0.000		0.662	-	-		0.180	
18.500	0.000	0.000	0.000		0.632	-	17	0.685	0.685	0.685	0.685	0.685	1	1		0.000	0.000	0.000		0.648	-	-		0.000	0.000	0.000		0.896	-	-		0.185	
19.000	0.000	0.000	0.000		0.424	-	9	0.000	0.000	0.000		0.693	-	-		0.000	0.000	0.000		0.940	-	-		0.000	0.000	0.000		1.18	-	-		0.190	
19.500	0.209	0.209	0.209	0.209	0.209	5	10	0.000	0.000	0.000		0.520	-	-		0.000	0.000	0.000		1.29	-	-		0.000	0.000	0.000		1.51	-	-		0.195	
20.000	0.000	0.000	0.000		0.166	-	-	0.000	0.000	0.000		0.379	-	-		0.000	0.000	0.000		1.68	-	-		0.000	0.000	0.000		1.87	-	-		0.200	
21.000	0.000	0.000	0.000		0.053	-	-	0.000	0.000	0.000		0.191	-	-		0.000	0.000	0.000		2.58	-	-		0.000	0.000	0.000		2.69	-	-		0.210	
22.000	0.000	0.000	0.000		0.014	-	-	0.000	0.000	0.000		0.086	-	-		0.000	0.000	0.000		3.54	-	-		0.000	0.000	0.000		3.59	-	-		0.220	
23.000	0.000	0.000	0.000		0.003	-	-	0.000	0.000	0.000		0.038	-	-		0.000	0.000	0.000		4.54	-	-		0.000	0.000	0.000		4.55	-	-		0.230	
24.000	0.000	0.000	0.000		0.001	-	-	0.000	0.000	0.000		0.016	-	-		0.000	0.000	0.000		5.54	-	-		0.000	0.000	0.000		5.54	-	-		0.240	
25.000	0.000	0.000	0.000		0.001	-	-	0.000	0.000	0.000		0.006	-	-		0.000	0.000	0.000		6.54	-	-		0.000	0.000	0.000		6.54	-	-		0.250	
26.000	0.000	0.000	0.000		0.001	-	-	0.000	0.000	0.000		0.002	-	-		0.000	0.000	0.000		7.54	-	-		0.000	0.000	0.000		7.54	-	-		0.260	
27.000	0.000	0.000	0.000		0.001	-	-	0.000	0.000	0.000		0.001	-	-		0.000	0.000	0.000		8.54	-	-		0.000	0.000	0.000		8.54	-	-		0.270	
28.000	0.000	0.000	0.000		0.001	-	-	0.000	0.000	0.000		0.001	-	-		0.000	0.000	0.000		9.54	-	-		0.000	0.000	0.000		9.54	-	-		0.280	
29.000	0.000	0.000	0.000		0.001	-	-									0.000	0.000	0.000		10.54	-	-										0.290	
30.000	0.000	0.000	0.000		0.001	-	-									0.000	0.000	0.000		11.54	-	-										0.300	

PPC (CR)

(Contract Size: 100 Securities, Exercise Style: American, Physical Delivery)

	Call Options														Put Options																				
	April 2026						May 2026						Other Months		April 2026						May 2026						Other Months								
Exercise Price	Open price	Price max	Price min	Last price	Closing price	Volume	Open Interest	Open price	Price max	Price min	Last price	Closing price	Volume	Open Interest	Volume	Open Interest	Open price	Price max	Price min	Last price	Closing price	Volume	Open Interest	Open price	Price max	Price min	Last price	Closing price	Volume	Open Interest	Volume	Open Interest	Exercise Price		
Totals:						5	83						1	1	0	0						5	30						0	0	0	0			
Number of Trades:							1						1	0								0.00						0	0						

Lending Products	Underlying Title	Open Interest[5]	Multilateral Transactions[1]				Bilateral Transactions[2]		Stock Borrowing through OTC (volume)[3]
			Volume(Offered)	Average Weighted	Transactions volume	Average Weighted	Transactions Volume	Average Weighted	Transactions Volume
ADMIEBOR	ADMIE (IPTO) HOLDING S.A. (CR)	1,000	---	---	---	---	---	5,263,821	
AEGNBOR	AEGEAN AIRLINES (CR)	1,111	---	---	---	---	---	461,856	
AKTRBOR	AKTOR S.A. HOLDING CO. (CR)	---	---	---	---	---	---	603,766	
ALWNBOR	Allwyn AG (CR)	73,157	---	---	3,800	3.70%	---	8,108,870	
ALPHABOR	ALPHA BANK (CR)	8,000	---	---	---	---	---	186,119,323	
AETFBOR	ALPHA ETF FTSE Athex Large Cap	---	---	---	---	---	---	2,000	
AEMBOR	ALTER EGO MEDIA (CR)	---	---	---	---	---	---	---	
AIABOR	ATHENS INTL AIRPORT (CR)	19,827	---	---	700	3.70%	10,000	4.00%	300,733
ACAGBOR	AUSTRIACARD (CB)	---	---	---	---	---	---	962	
OTOELBOR	AUTOHELLAS SA (CR)	11,674	---	---	---	---	---	75,840	
AVAXBOR	AVAX S.A. (CR)	7,900	---	---	---	---	---	241,000	
BYLOTBOR	BALLY'S INTRALOT (CR)	---	---	---	---	---	---	34,734,863	
BOCHGRBOR	BANK OF CYPRUS (CR)	---	---	---	---	---	---	496,645	
EEEBOR	CC HBC AG (CR)	15,660	---	---	---	---	5,000	1.50%	109,295
CENERBOR	CENERGY HOLDINGS (CB)	16,272	---	---	---	---	---	1,544,572	
CREDIABOR	CrediaBank (CR)	6,321	---	---	---	---	---	286,836	
DIMANDBOR	DIMAND (CR)	---	---	---	---	---	---	12,342	
ELLAKTORBOR	ELLAKTOR (CR)	138,985	---	---	---	---	---	746,924	
ELHABOR	ELVALHALCOR (CR)	11,714	---	---	---	---	---	511,901	
EUROBBOR	EUROBANK (CR)	2,382	---	---	3,216	3.70%	---	94,070,841	
EYDAPBOR	EYDAP S.A. (CR)	---	---	---	---	---	---	353,219	
FOYRKBOR	FOURLIS (CR)	2,500	---	---	---	---	---	110,434	
GEKTERNABOR	GEK TERNA (CR)	12,668	---	---	---	---	---	1,216,781	
SARBOR	GR. SARANTIS S.A. (CR)	5,308	---	---	200	3.70%	---	114,389	
EXAEBOR	HELLENIC EXCHANGES-A.S.E. (CR)	12,810	---	---	599	5.24%	---	339,370	
ELPEBOR	HELLENIQ ENERGY (CR)	---	---	---	---	---	---	726,222	
INTEKBOR	IDEAL HOLDINGS (CR)	---	---	---	---	---	---	46,182	
INTRKBOR	INTRACOM HOLDINGS (CR)	---	---	---	---	---	---	239,862	
BELABOR	JUMBO SA (CR)	---	---	---	---	---	---	812,063	
KRIBOR	KRI-KRI S.A. (CR)	2,999	---	---	---	---	---	---	
LAMDABOR	LAMDA DEVELOPMENT SA (CR)	---	---	---	---	---	---	229,094	

Stock Lending Notes

[1] - Multilateral contracts Lending or Borrowing as per Methods 8-1, 8-2 and 8-3-3 (According to ATHEX BoD Resolution No.17)

[2] - Bilateral Contracts Lending or Borrowing as per Methods 8-3-1 and 8-3-2 & Contracts as per Method 4 (According to ATHEX BoD Resolution No.20)

[3] - The information concerning OTC Stock Borrowing Transactions is based on the statements of the Dematerialised Securities System (DSS) operators involved and refers to volumes that have been registered up until the previous working day.

[4] - Average Price (Volume weighted)

[5] - The Data concerning Open Interest before the start of trading session

Lending Products	Underlying Title	Open Interest[5]	Multilateral Transactions[1]				Bilateral Transactions[2]		Stock Borrowing through OTC (volume)[3]
			Volume(Offered)	Average Weighted	Transactions volume	Average Weighted	Transactions Volume	Average Weighted	Transactions Volume
MTLNBOR	METLEN PLC (CR)	28,990	---	---	---	---	---	1,253,002	
MIGBOR	MIG (CR)	1,495	---	---	---	---	---	39,913	
MOHBOR	MOTOR OIL (CR)	40,279	---	---	---	---	---	723,382	
ETEBOR	NATIONAL BANK (CR)	56,465	---	---	---	---	---	23,333,015	
NOVALBOR	NOVAL PROPERTY REIC (CR)	---	---	---	---	---	---	20,000	
OPTIMABOR	OPTIMA BANK (CR)	200	---	---	---	---	---	5,178,999	
HTOBOR	OTE (CR)	8,800	---	---	500	3.70%	---	3,780,575	
PPABOR	P.P.A. S.A. (CR)	4,500	---	---	---	---	---	85,538	
TPEIRBOR	PIRAEUS BANK (CR)	3,000	---	---	---	---	---	10,445,484	
PPCBOR	PPC (CR)	50,370	---	---	---	---	---	10,083,172	
PROFBOR	PROFILE SA (CR)	---	---	---	---	---	---	22,549	
QLCOBOR	QUALCO GROUP (CR)	---	---	---	---	---	---	956,144	
QUESTBOR	QUEST HOLDINGS (CR)	4,191	---	---	---	---	---	49,696	
TITCBOR	TITAN (CB)	5,481	---	---	---	---	---	121,599	
OLTHBOR	TPA SA (CR)	---	---	---	---	---	---	750	
TRESTATESBOR	TRADE ESTATES REIC (CR)	---	---	---	---	---	---	---	
VIOBOR	VIOHALCO SA/IV (CB)	---	---	---	---	---	---	---	

Stock Lending Notes

[1] - Multilateral contracts Lending or Borrowing as per Methods 8-1, 8-2 and 8-3-3 (According to ATHEX BoD Resolution No.17)

[2] - Bilateral Contracts Lending or Borrowing as per Methods 8-3-1 and 8-3-2 & Contracts as per Method 4 (According to ATHEX BoD Resolution No.20)

[3] - The information concerning OTC Stock Borrowing Transactions is based on the statements of the Dematerialised Securities System (DSS) operators involved and refers to volumes that have been registered up until the previous working day.

[4] - Average Price (Volume weighted)

[5] - The Data concerning Open Interest before the start of trading session

Sectors codification for listed companies

12003 -	ETF	10101010	Computer Services
10101015	Software	10102030	Computer Hardware
15101010	Telecommunications Equipment	15102015	Telecommunications Services
20101010	Health Care Facilities	20102010	Medical Equipment
20103015	Pharmaceuticals	30101010	Banks
30202000	Diversified Financial Services	30202010	Asset Managers & Custodians
30202015	Investment Services	30204000	Closed End Investments
30302010	Full Line Insurance	30302015	Insurance Brokers
30302025	Property and Casualty Insurance	35101010	Real Estate Holding and Development
35101015	Real Estate Services	35102000	Diversified REITs
35102045	Retail REITs.	40202015	Household Furnishings
40202020	Household Appliance	40203040	Electronic Entertainment
40204020	Clothing & Accessories	40301010	Entertainment
40301030	Publishing	40301035	Radio & TV Broadcasters
40401010	Diversified Retailers	40401020	Apparel Retailers
40401025	Home Improvement Retailers	40401030	Specialty Retailers
40501010	Airlines	40501015	Travel & Tourism
40501020	Casinos & Gambling	40501025	Hotels & Motels
45101015	Distillers & Vintners	45101020	Soft Drinks
45102010	Farming Fishing Ranching & Plantations	45102020	Food Products
45103010	Tobacco	45201010	Food Retailers & Wholesalers
45201020	Personal Products	50101010	Construction
50101020	Building Roof/Wallboard and Plumbing	50101030	Cement
50101035	Building Materials: Other	50202010	Electrical Components
50203015	Plastics	50203030	Containers & Packaging
50204000	Machinery: Industrial	50204020	Machinery: Construction & Handling
50205010	Industrial Suppliers	50205020	Back Office Support HR & Consulting
50205030	Forms & Bulk Printing Services	50206015	Commercial Vehicles & Parts
50206030	Marine Transportation	50206060	Transportation Services
55101000	Diversified Materials	55101020	Textile Products
55102000	General Mining	55102010	Iron & Steel
55102015	Metal Fabricating	55102035	Aluminum
60101020	Oil Refining and Marketing	65101010	Alternative Electricity
65101015	Conventional Electricity	65102000	Multi-Utilities
65102030	Water		

ATHEXGROUP

Athens Exchange Group

Λεωφ. Αθηνών 110 | 104 42 Αθήνα
110 Athinon Ave | 104 42 Athens GR
T +30 210 3366 800
www.athexgroup.gr