

26

Ημερήσιο Δελτίο  
Συναλλακτικής Δραστηριότητας

Daily Official List  
of Trading Activity



**Disclaimer:**

Hellenic Exchanges-Athens Stock Exchange S.A endeavours to ensure that the data and other material ("Information") presented on the Daily Official List are accurate and complete, but it is not liable for any errors or omissions of data or /and for the accuracy, credibility, updating and completeness of the aforesaid information nor it has any liability arising directly or indirectly from the use of the above Information.

The Company is not liable for the accuracy of the data included in listed companies' announcements. Only the sender of such an announcement is fully and solely liable for any infringement of third party's rights from the content of such announcement, All contents of the Daily Official List are provided only for information purposes and do not constitute investment advice or solicitation to invest in securities or other products listed for trading on the Exchange.

You acknowledge and agree that the Company is the owner of any property rights related to any Information appearing on the Daily Official List including intellectual property rights copyright, trademarks, etc.

The above data are a property of the Hellenic Exchanges-Athens Exchange and are copyright protected. Users are forbidden to reproduce, modify, copy, sale, transmit or redistribute, by all reproduction means and methods, part or the whole of the above data, without reference to their source.

The commercial exploitation of these data is, also, forbidden by third parties. Hellenic Exchanges-Athens Exchange does not carry any responsibility, direct or indirect, derived from usage or accidental alteration of the above data when used by third parties.

---

**Hellenic Exchanges – Athens Stock Exchange S.A.**

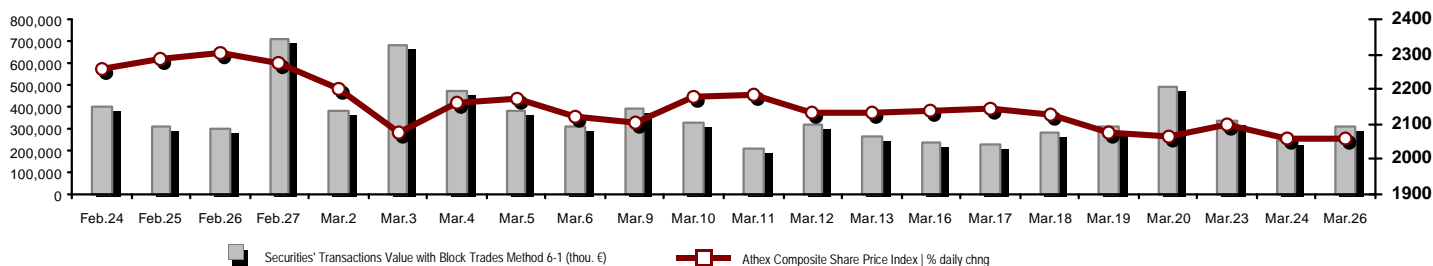
110 Athinon Ave., 10442 Athens, Tel: (210) 33.66.800, Fax: (210) 32.13.938

[www.athexgroup.gr](http://www.athexgroup.gr)

---

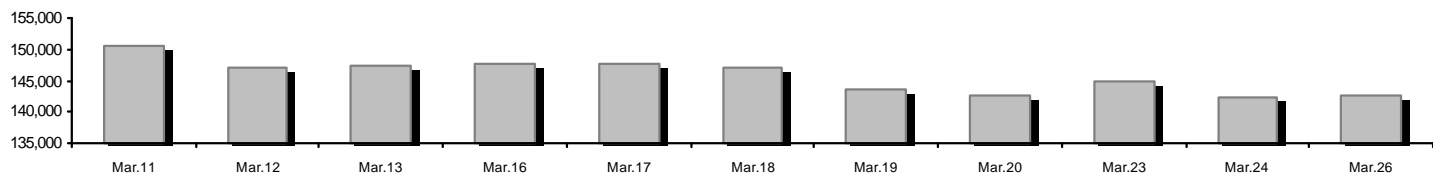
Summary of Markets

Athex Composite Share Price Index vs Shares and Derivatives Transactions Value

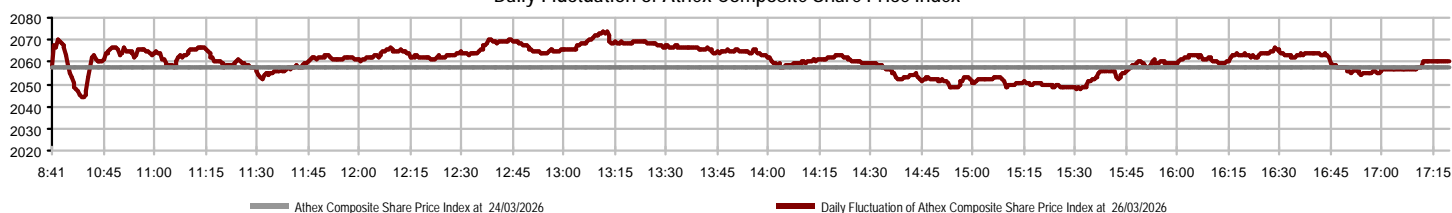


Athex Capitalisation (mill. €) **: 142,488.40	Derivatives Total Open Interest: 1,652,886
Daily change: mill. €   %: 197.10 0.14%	in Index Futures   % daily chng: 9,375 4.38%
Yearly Avg Capitalisation: mill. €   % chng prev year Avg: 153,234.29 20.00%	in Stock Futures   % daily chng: 1,637,398 0.54%
Athex Composite Share Price Index   % daily chng: 2,060.16 0.10%	in Index Options   % daily chng: 2,489 25.45%
Athex Composite Share Price Index Capitalisation (mill. €): 133,176.69	in Stock Options   % daily chng: 3,624 0.86%
Daily change (mill. €): 263.28	
Securities' Transactions Value with Block Trades Method 6-1 (t): 312,976.85	Derivatives Contracts Volume: 21,168
Daily change: %: 70,945.16 29.31%	Daily change: pieces   %: -5,832 -21.60%
YtD Avg Trans. Value: thou. €   % chng prev year Avg: 374,195.37 73.18%	YtD Avg Derivatives Contracts % chng prev year Avg: 96,206 67.08%
Blocks Transactions Value of Method 6-1 (thou. €): 30,658.63	Derivatives Trades Number: 1,561
Blocks Transactions Value of Method 6-2 & 6-3 (thou. €): 0.00	Daily change: number   %: -465 -22.95%
Bonds Transactions Value (thou.€): 1,060.49	YtD Avg Trades number % chng prev year Avg: 3,158 42.81%
Securities' Transactions Volume with Block Trades Method 6-1 (tho): 49,513.14	Lending Total Open Interest: 395,175
Daily change: thou. pieces   %: 10,405.71 26.61%	Daily change: pieces   %: -158,884 -28.68%
YtD Avg Volume: % chng prev year Avg: 57,241.76 37.31%	Lending Volume (Multilateral/Bilateral): 64,000
Blocks Transactions Volume of Method 6-1 (thou. Pieces): 4,055.69	Daily change: pieces   %: 39,985
Blocks Transactions Volume of Method 6-2 & 6-3 (thou. Pieces): 0.00	Multilateral Lending: 58,000
Bonds Transactions Volume: 1,071,000	Bilateral Lending: 6,000
Securities' Trades Number with Block Trades Method 6-1: 80,392	Lending Trades Number: 5
Daily change: number   %: 18,285 29.44%	Daily change: %: -9
YtD Avg Trades number % chng prev year Avg: 76,704 53.08%	Multilateral Lending Trades Number: 4
Number of Blocks Method 6-1: 27	Bilateral Lending Trades Number: 1
Number of Blocks Method 6-2 & 6-3: 0	
Number of Bonds Transactions: 149	

Athex Capitalisation (mill. €) \*\*



Daily Fluctuation of Athex Composite Share Price Index



## Athex Indices

Index name	26/03/2026	24/03/2026	pts.	%	Min	Max	Year min	Year max	Year change
Athex Composite Share Price Index	2,060.16 #	2,058.02	2.14	0.10%	2,044.21	2,073.43	1,998.09	2,407.09	-2.86% €
Athex Composite Index Total Return Index	4,065.11 #	4,060.88	4.23	0.10%	4,033.64	4,091.29	3,942.63	4,745.66	-2.75% €
Athex ESG Index	2,437.00 #	2,436.28	0.72	0.03%	2,418.47	2,453.80	2,361.87	2,867.98	-2.61% €
ATHEX Small Cap Price Index	2,267.94 €	2,292.44	-24.50	-1.07%	2,252.03	2,293.72	2,193.29	2,627.20	-11.02% €
ATHEX EN.A. Growth Price Index	17,172.44 €	17,176.07	-3.63	-0.02%	17,096.49	17,290.57	16,564.67	20,788.55	-13.21% €
FTSE/Athex Large Cap	5,220.10 #	5,218.39	1.71	0.03%	5,179.69	5,257.63	5,057.48	6,153.73	-2.45% €
FTSE/Athex Mid Cap Index	2,582.86 €	2,589.86	-7.00	-0.27%	2,561.36	2,598.22	2,510.28	2,906.28	-8.57% €
FTSE/ATHEX High Dividend Yield Index	4,663.46 #	4,650.02	13.44	0.29%	4,614.53	4,667.31	4,495.63	5,149.57	-5.64% €
FTSE/Athex Market Index	1,229.31 #	1,227.55	1.76	0.14%	1,218.82	1,237.15	1,190.89	1,449.15	-2.52% €
FTSE/Athex Banks	2,232.80 €	2,233.85	-1.05	-0.05%	2,202.99	2,260.67	2,143.30	2,859.37	-2.66% €
FTSE/ATHEX TECHNOLOGY & TELECOMMUNICAT	6,293.79 #	6,286.26	7.53	0.12%	6,214.64	6,323.87	6,027.65	6,900.98	-7.10% €
FTSE/ATHEX HEALTH CARE	5,218.10 €	5,240.49	-22.39	-0.43%	5,153.31	5,262.89	4,927.15	6,137.55	2.70% #
FTSE/ATHEX FINANCIAL SERVICES	10,446.19 €	10,450.81	-4.62	-0.04%	10,307.41	10,575.66	10,029.11	13,356.35	-2.62% €
FTSE/ATHEX REAL ESTATE	5,190.33 €	5,194.44	-4.11	-0.08%	5,165.97	5,216.69	5,137.67	5,898.28	-7.59% €
FTSE/ATHEX CONSUMER DISCRETIONARY	4,641.35 #	4,628.00	13.35	0.29%	4,621.84	4,663.19	4,564.52	5,876.98	-20.54% €
FTSE/ATHEX CONSUMER STAPLES	9,342.42 #	9,230.98	111.44	1.21%	9,223.88	9,356.23	8,640.95	10,243.39	6.01% #
FTSE/ATHEX INDUSTRIALS	10,757.15 #	10,716.22	40.93	0.38%	10,653.34	10,815.21	10,051.45	12,182.07	7.02% #
FTSE/ATHEX BASIC MATERIALS	9,262.93 €	9,276.55	-13.62	-0.15%	9,125.07	9,358.95	8,894.28	11,861.41	-2.76% €
FTSE/ATHEX ENERGY & UTILITIES	6,533.53 €	6,587.07	-53.54	-0.81%	6,451.17	6,623.37	6,127.28	7,506.29	-5.00% €
Athex All Share Index	472.57 #	471.91	0.66	0.14%	472.57	472.57	471.91	542.74	-2.42% €
Hellenic Mid & Small Cap Index	2,855.62 #	2,853.45	2.17	0.08%	2,831.85	2,863.36	2,761.30	3,115.91	-1.37% €
FTSE/Athex Large Cap Total Return	9,349.76 #	9,346.70	3.06	0.03%			9,346.70	11,012.64	-2.34% €
FTSE/Athex Mid Cap Total Return	3,705.79 €	3,715.83	-10.04	-0.27%			3,653.44	4,168.37	-8.57% €
MSCI GREECE REBASED	8,017.34 #	8,007.84	9.50	0.12%	7,919.47	8,093.63	7,755.87	10,138.65	-6.38% €
Hellenic Corporate Bond Index	143.51 €	143.68	-0.17	-0.12%			143.51	145.27	-0.59% €
Hellenic Corporate Bond Price Index	92.57 €	92.69	-0.12	-0.13%			92.57	93.97	-1.45% €

Note 1: FTSE/Med 100, Hellenic Corporate Bond Price Index and Hellenic Corporate Bond Index closing prices refer to the previous trading day of 23/03/2026.

Note 2: The Hellenic Mid & Small Cap Index is a Customized index calculated by the Athens Exchange.

## Analytic Figures for Athex Market's Boards and Categories

	Total Traded Securities	Main Market	Surveillance	Exchange Traded Funds (ETFs)
Totals	117	116	0	1
Gain / Lose / Same:	41 / 58 / 18	41 / 57 / 18	0 / 0 / 0	0 / 1 / 0
Athex Capitalisation (mill. €) **	142,488.40	142,485.58	2.83	
Daily Average Trans/ons Value(thou.€)	374,195.37	374,119.38	6.59	502.27
Transactions Value	312,976.85	312,737.57	0.00	239.28
Main Board:	282,310.97	282,071.69	0.00	239.28
Blocks Board 6_2_3:	30,658.63	30,658.63	0.00	0.00
Forced Sales Board:	7.24	7.24	0.00	0.00
Special Terms Board:	0.00	0.00	0.00	0.00
Daily Average Transactions Volume	57,241,759	57,277,194	6,849	8,847
Transactions Volume	49,513,140	49,508,606	0	4,534
Main Board:	45,452,666	45,448,132	0	4,534
Blocks Board 6_2_3:	4,055,692	4,055,692	0	0
Forced Sales Board:	4,782	4,782	0	0
Special Terms Board:	0	0	0	0
Daily Average Number of Trades	76,704	76,521	14	170
Number of Trades	80,392	80,266	0	126
Main Board:	80,359	80,233	0	126
Blocks Board 6_2_3:	27	27	0	0
Forced Sales Board:	6	6	0	0
Special Terms Board:	0	0	0	0

## Trading Details by Athex Sectors and Financial Instruments (ETFs)

Code	Sectors	Gain / Lose / Same	Number of Trades	Transactions Volume	Transactions Value	% of Total Trans. Value
3010	- Banks	3 / 5 / 0	38,997	41,314,270	213,025,082.27	68.06%
5510	- Basic Resources	4 / 4 / 2	1,823	382,685	2,500,682.43	0.80%
5010	- Construction & Materials	2 / 8 / 1	6,541	1,018,396	15,666,070.07	5.01%
4020	- Consumer Products & Services	0 / 3 / 0	86	101,657	31,435.22	0.01%
6010	- Energy	2 / 2 / 0	6,113	1,144,722	21,070,001.86	6.73%
12000	- Financial Instruments	0 / 1 / 0	126	4,534	239,283.67	0.08%
3020	- Financial Services	3 / 1 / 0	167	56,680	407,674.84	0.13%
4510	- Food Beverage & Tobacco	4 / 0 / 1	349	36,388	1,104,240.27	0.35%
2010	- Health Care	0 / 1 / 1	104	37,047	44,360.11	0.01%
5020	- Industrial Goods & Services	5 / 8 / 5	3,192	584,794	7,603,045.62	2.43%
3030	- Insurance	0 / 1 / 1	85	11,100	46,853.00	0.01%
4030	- Media	1 / 0 / 2	114	31,629	116,355.66	0.04%
4520	- Personal Care, Drug & Grocery Stores	1 / 1 / 0	319	33,875	428,578.45	0.14%
3510	- Real Estate	6 / 3 / 3	1,411	344,795	1,458,386.13	0.47%
4040	- Retail	4 / 3 / 1	4,373	681,667	11,030,826.30	3.52%
1010	- Technology	4 / 7 / 0	1,461	302,370	1,512,407.56	0.48%
1510	- Telecommunications	1 / 1 / 0	3,296	655,450	10,825,717.48	3.46%
4050	- Travel & Leisure	0 / 5 / 1	4,776	1,858,453	10,659,244.75	3.41%
6510	- Utilities	1 / 4 / 0	7,059	912,628	15,206,603.18	4.86%

## Top 10 best &amp; worst performing Shares

## Main Market

With positive Price change	Closing price	change	With negative Price change	Closing price	change
ALPHA TRUST HOLDINGS (CR)	16.2	8.36% #	IKTINOS HELLAS SA (CR)	0.332	-4.19% #
CENERGY HOLDINGS (CB)	18.98	3.49% #	CrediaBank (CR)	1.28	-3.76% #
IDEAL HOLDINGS (CR)	5.78	3.03% #	ILYDA S.A. (CR)	4.21	-3.66% #
EVROFARMA (CR)	3.5	2.94% #	DAIOS PLASTICS SA (CR)	5.8	-3.33% #
JUMBO SA (CR)	22.8	2.80% #	MOTODYNAMICS S.A. (CR)	2.37	-3.27% #
FOURLIS (CR)	4.445	2.54% #	EYDAP S.A. (CR)	9.1	-3.09% #
KRI-KRI S.A. (CR)	20.4	2.20% #	BALLY'S INTRALOT (CR)	0.87	-2.69% #
NATIONAL BANK (CR)	12.63	1.85% #	NOVAL PROPERTY REIC (CR)	2.57	-2.28% #
CC HBC AG (CR)	49.68	1.72% #	Y/KNOT (CR)	1.45	-2.03% #
DIMAND (CR)	12.5	1.63% #	ORILINA PROPERTIES REIC (CR)	0.796	-1.97% #
With the highest Transactions Value	Value (thou. €)	change	With the highest Transactions Volume	Volume	change
NATIONAL BANK (CR)	70,211.18	1.85% #	EUROBANK (CR)	16,529,628	0.92% #
EUROBANK (CR)	54,709.00	0.92% #	ALPHA BANK (CR)	11,299,886	-1.44% #
PIRAEUS BANK (CR)	42,885.64	-1.83% #	PIRAEUS BANK (CR)	6,202,143	-1.83% #
ALPHA BANK (CR)	35,901.98	-1.44% #	NATIONAL BANK (CR)	5,571,470	1.85% #
MOTOR OIL (CR)	13,915.99	-1.95% #	BALLY'S INTRALOT (CR)	1,127,055	-2.69% #
OTE (CR)	10,815.31	0.30% #	BANK OF CYPRUS (CR)	825,579	-1.42% #
JUMBO SA (CR)	9,911.10	2.80% #	HELLENIQ ENERGY (CR)	752,142	1.43% #
Allwyn AG (CR)	8,713.50	-1.21% #	CrediaBank (CR)	710,629	-3.76% #
PPC (CR)	8,692.54	-1.68% #	OTE (CR)	653,760	0.30% #
GEK TERNA (CR)	7,232.56	-0.65% #	Allwyn AG (CR)	622,896	-1.21% #

Note: Stocks that are not included in the "Under Supervision" category, and the transactions value is more than 10,000 €.

## Derivatives Summary

	Number of Trades	Volume	Open Interest
Index Futures	267	1,090	9,375
FTSE/Athex Banks	20	40	3,020
FTSE/Athex Large Cap	247	1,050	6,355
MSCI GREECE REBASED	0	0	0
Stock Futures	1,260	19,512	1,637,398
ADMIE (IPTO) HOLDING S.A. (CR)	2	30	8,631
AEGEAN AIRLINES (CR)	4	23	2,686
AKTOR S.A. HOLDING CO. (CR)	8	56	94,862
Allwyn AG (CR)	38	156	4,984
ALPHA BANK (CR)	270	4,674	57,809
ATHENS INTL AIRPORT (CR)	3	6	209
AUTOHELLAS SA (CR)	0	0	122
AVAX S.A. (CR)	12	70	2,156
BALLY'S INTRALOT (CR)	21	2,640	1,248,169
BANK OF CYPRUS (CR)	11	304	1,451
CC HBC AG (CR)	1	5	98
CENERGY HOLDINGS (CB)	49	255	3,667
CrediaBank (CR)	109	2,314	18,583
ELLAKTOR (CR)	0	0	1,522
ELVALHALCOR (CR)	11	64	3,076
EUROBANK (CR)	71	3,474	28,996
EYDAP S.A. (CR)	8	25	12,847
FOURLIS (CR)	46	230	5,090
GEK TERNA (CR)	10	23	6,142
HELLENIC EXCHANGES-A.S.E. (CR)	7	26	429
HELLENIQ ENERGY (CR)	20	50	4,504
INTRACOM HOLDINGS (CR)	15	111	10,925
JUMBO SA (CR)	7	19	3,783
LAMDA DEVELOPMENT SA (CR)	19	50	17,921
METLEN PLC (CR)	66	197	11,393
MIG (CR)	0	0	143
MOTOR OIL (CR)	12	29	225
NATIONAL BANK (CR)	92	724	12,898
OPTIMA BANK (CR)	6	12	430
OTE (CR)	2	20	1,015
P.P.A. S.A. (CR)	0	0	47
PIRAEUS BANK (CR)	282	3,711	51,279
PPC (CR)	36	141	18,183
QUEST HOLDINGS (CR)	0	0	206
TITAN (CB)	6	14	467
VIOHALCO SA/NV (CB)	16	59	2,450
Index Options	28	505	2,489
FTSE/Athex Large Cap	28	505	2,489
Stock Options	6	61	3,624
Allwyn AG (CR)	1	15	455
ALPHA BANK (CR)	1	15	50
NATIONAL BANK (CR)	2	20	404
OTE (CR)	0	0	135
PIRAEUS BANK (CR)	1	10	2,470
PPC (CR)	1	1	110
<b>Total Derivatives Traded</b>	<b>1,561</b>	<b>21,168</b>	<b>1,652,886</b>

Number of Outstanding Securities	Nominal Value	Dividends [1]			Date of Last Coupon		Note	Shares	Closing price	% change	Previous closing price/date	Open price	Price min	Price max	Last price	Avg price	Last Bid [7]	Last Ask [7]	P/E after tax	Year	Volume	Trades	Transactions Value[8]	Company Mkt Value (thou. €)	Year low	Year high	Sector[4]	
2023	2024	2025	Dividend [2]	Right																								
358,603,478	0.300	1.6123	1.4029	0.5	03/11/2025	25/06/2024	---	Allwyn AG (CR)	13.91	-1.21	€ 14.08	24/03/2026	14.1	13.86	14.23	13.91	13.989	7874@13.90	50@13.93	---	---	622,896	3,349	8,713,500.14	4,988,174.38	13.86	19.03	40501020
2,315,261,358	0.290	0.026	0.0303	0.0485	01/12/2025	18/04/2017	---	ALPHA BANK (CR)	3.153	-1.44	€ 3.199	24/03/2026	3.24	3.127	3.24	3.153	3.177	22894@3.15	17020@3.16	---	---	11,299,886	8,021	35,901,977.17	7,300,019.06	2.95	4.489	30101010
58,492,542	1.00	---	0.1	---	23/06/2025	27/01/2025	---	ALTER EGO MEDIA (CR)	5.085	1.30	# 5.02	24/03/2026	5.1	5	5.1	5.085	5.05	65@5.04	2461@5.09	---	---	22,135	102	111,777.16	297,434.58	4.95	6.425	40301035
36,353,868	1.00	0.1	0.11	---	01/07/2025	21/08/2023	---	AUSTRIACARD (CB)	6.96	1.02	# 6.89	24/03/2026	6.96	6.71	7.03	6.96	6.895	337@6.93	1000@6.97	---	---	64,940	365	447,781.39	253,022.92	6.04	8.28	10101010
1,867,802,694	0.300	---	---	---	30/05/2013	10/10/2023	---	BALLY'S INTRALOT (CR)	0.87	-2.69	€ 0.894	24/03/2026	0.89	0.863	0.898	0.87	0.872	25236@0.868	42276@0.870	---	---	1,127,055	579	982,357.40	1,624,988.34	0.827	1.1	40501020
435,686,031	0.100	---	0.48	0.2	22/09/2025	23/09/2024	---	BANK OF CYPRUS (CR)	8.32	-1.42	€ 8.44	24/03/2026	8.54	8.22	8.54	8.32	8.346	9178@8.30	3451@8.34	---	---	825,579	1,563	6,889,902.46	3,624,907.78	7.94	9.84	30101010
212,384,903	0.08	0.14	---	---	24/06/2025	07/12/2016	---	CENERGY HOLDINGS (CB)	18.98	3.49	# 18.34	24/03/2026	18.18	18.04	19.12	18.98	18.788	724@18.80	370@19.00	---	---	286,265	1,630	5,378,249.18	4,031,065.46	15.12	22.35	50202010
373,239,562	6.70	0.93	1.03	---	29/05/2025	29/04/2013	---	CC HBC AG (CR)	49.68	1.72	# 48.84	24/03/2026	50	49.24	50	49.68	49.533	114@49.28	60@49.78	---	---	11,341	145	561,757.02	8,542,541.44	42.5	55.75	45101020
3,631,510,801	0.220	0.0933	0.105	0.0468	06/11/2025	20/05/2019	---	EUROBANK (CR)	3.31	0.92	# 3.28	24/03/2026	3.37	3.246	3.37	3.31	3.31	15329@3.31	98860@3.33	---	---	16,529,628	9,038	54,709,001.76	2,020,300.75	3.162	4.392	30101010
51,889,670	1.00	0.12	0.15	---	27/06/2025	23/07/2019	---	FOURLIS (CR)	4.445	2.54	# 4.335	24/03/2026	4.34	4.32	4.445	4.445	4.359	566@4.35	228@4.45	---	---	160,374	299	699,087.25	230,649.58	4.04	4.725	40401010
305,635,185	2.18	0.9	0.75	0.2	19/01/2026	01/10/2003	---	HELLENIQ ENERGY (CR)	9.6	1.43	# 9.465	24/03/2026	9.465	9.155	9.635	9.6	9.473	806@9.59	2600@9.64	---	---	752,142	1,761	7,125,414.76	2,934,097.78	8.4	10.4	60101020
56,003,921	1.55	---	---	---	30/08/1993	29/01/2026	---	IDEAL HOLDINGS (CR)	5.78	3.03	# 5.61	24/03/2026	5.61	5.46	5.78	5.78	5.545	500@5.47	468@5.78	---	---	51,178	209	283,781.43	323,702.66	5.3	6.71	10102030
83,600,000	0.690	0.0504	0.1209	---	22/09/2025	02/07/2024	---	INTRACOM HOLDINGS (CR)	2.835	-1.39	€ 2.875	24/03/2026	2.895	2.825	2.895	2.835	2.846	2200@2.83	741@2.84	---	---	40,277	236	114,614.99	237,006.00	2.7	3.85	10101010
134,365,561	0.880	1.4726	0.5063	---	23/03/2026	05/03/2014	---	JUMBO SA (CR)	22.8	2.80	# 22.18	24/03/2026	22.4	22.28	22.86	22.8	22.631	3471@22.78	68@22.82	---	---	437,953	3,614	9,911,104.38	3,063,534.79	21.82	28.7	40401010
176,736,715	0.300	---	---	---	30/05/2007	27/11/2019	---	LAMDA DEVELOPMENT SA (CR)	6	-0.33	€ 6.02	24/03/2026	6.01	5.96	6.05	6	6.007	2546@5.99	318@6.01	---	---	171,893	900	1,032,549.00	1,060,420.29	5.9	7.76	35101010
143,022,980	1.00	---	---	---	04/08/2025	---	---	METLEN PLC (CR)	34.98	0.52	# 34.8	24/03/2026	34.78	34.42	35.4	34.98	34.862	6@34.90	2330@35.00	---	---	131,775	2,598	4,593,921.48	5,002,943.84	32.9	47.68	65102000
31,400,000	0.400	---	---	---	26/04/2007	10/05/2023	---	MIG (CR)	3.05	0.66	# 3.03	24/03/2026	3	3	3.05	3.05	3.026	185@3.04	220@3.05	---	---	2,732	24	8,266.47	95,770.00	2.82	3.85	30202000
126,502,434	0.500	0.0304	0.0302	---	15/05/2025	28/07/2021	---	PREMIA (CR)	1.3	---	↘ 1.3	24/03/2026	1.304	1.286	1.304	1.3	1.298	400@1.29	800@1.30	---	---	27,086	166	35,144.49	164,453.16	1.236	1.49	35102000
70,029,804	1.00	---	---	---	15/05/2025	---	---	QUALCO GROUP (CR)	5.9	-1.01	€ 5.96	24/03/2026	5.96	5.875	5.96	5.9	5.926	220@5.88	1982@5.90	---	---	22,968	80	136,105.54	413,175.84	5.08	6.73	10101015
78,325,475	0.85	3	---	---	30/06/2025	23/07/2019	---	TITAN (CB)	45.35	-0.33	€ 45.5	24/03/2026	45.5	44.75	45.85	45.35	45.476	90@45.30	48@45.40	---	---	138,927	2,201	6,317,910.45	3,552,060.29	42.6	59	50101030
259,189,761	0.12	0.16	---	---	24/06/2025	26/02/2016	---	VIOHALCO SA/NV (CB)	12.3	-0.65	€ 12.38	24/03/2026	12.38	12.12	12.58	12.3	12.408	242@12.28	100@12.32	---	---	130,501	562	1,619,284.80	3,188,034.06	11.68	15.78	55102015
148,321,516	0.300	0.03	0.07	---	02/09/2025	22/01/2020	---	AVAX S.A. (CR)	2.95	-0.67	€ 2.97	24/03/2026	3.025	2.925	3.025	2.95	2.963	2866@2.95	389@2.96	---	---	326,654	836	967,811.93	437,548.47	2.79	3.645	50101010
232,000,000	2.12	0.0582	0.1207	0.1207	25/09/2025	19/06/2017	---	ADMIE (IPTO) HOLDING S.A. (CR)	2.815	-0.53	€ 2.83	24/03/2026	2.86	2.785	2.86	2.815	2.81	72@2.81	2000@2.82	---	2024	104,929	199	294,898.24	653,080.00	2.76	3.125	65101015
90,167,100	0.500	0.7515	0.8041	---	20/05/2025	24/05/2021	---	AEGEAN AIRLINES (CR)	11.84	-0.67	€ 11.92	24/03/2026	12	11.84	12	11.84	11.918	5373@11.80	60@11.86	---	---	76,599	721	912,921.92	1,067,578.46	10.8	15.36	40501010
204,002,463	0.300	---	---	---	12/08/2008	07/01/2025	---	AKTOR S.A. HOLDING CO. (CR)	10.3	0.78	# 10.22	24/03/2026	10.22	10.02	10.3	10.3	10.184	111@10.28	2237@10.30	---	---	75,157	393	765,393.40	2,101,225.37	9.5	11.7	50101010
103,423,291	0.570	---	0.4134	---	25/06/2025	28/08/2024	---	GEK TERNA (CR)	33.74	-0.65	€ 33.96	24/03/2026	34.2	33.64	34.42	33.74	33.866	231@33.74	5578@33.80	---	---	213,567	2,419	7,232,559.28	3,489,501.84	25.28	37.58	50101010
369,270,000	2.48	0.25	0.4	---	21/07/2025	12/12/2001	---	PPC (CR)	17.56	-1.68	€ 17.86	24/03/2026	17.96	17.49	18.16	17.56	17.717	2834@17.55	348@17.57	---	---	490,635	3,312	8,692,544.02	6,484,381.20	16.28	20.56	65101015
309,544,087	1.00	0.33	0.7862	---	23/04/2025	07/02/2024	---	ATHENS INTL AIRPORT (CR)	10.69	0.85	# 10.6	24/03/2026	10.89	10.57	10.89	10.69	10.709	821@10.70	1174@10.72	---	2025	156,378	917	1,674,648.97	3,309,026.29	9.92	12	50206060
914,715,153	1.00	0.3643	0.4442	0.221	10/11/2025	29/08/2018	---	NATIONAL BANK (CR)	12.63	1.85	# 12.4	24/03/2026	12.465	12.22	12.75	12.63	12.602	632@12.63	10587@12.64	---	---	5,571,470	9,159	70,211,181.01	11,552,852.38	12.06	16.005	30101010
27,728,682	0.260	(0.06)	0.065	---	14/07/2025	24/07/2024	---	EKTER SA (CR)	3.6	-1.50	€ 3.655	24/03/2026	3.665	3.57	3.675	3.6	3.605	450@3.56	96@3.61	---	---	52,657	283	189,807.99	99,823.26	3.31	4.59	50101010
375,241,586	0.390	0.04	0.0901	---	26/06/2025	14/07/2006	---	ELVALHALCOR (CR)	3.465	1.17	# 3.425	24/03/2026	3.495	3.345	3.495	3.465	3.436	100@3.43	2421@3.48	---	---	210,525	1,074	723,322.42	1,300,212.10	3.21	5.07	55102015
348,192,005	0.040	---	---	0.5029	22/12/2025	24/03/2025	---	ELLAKTOR (CR)	1.246	-0.16	€ 1.248	24/03/2026	1.236	1.224	1.256	1.246	1.242	600@1.24	100@1.25	---	---	117,430	248	145,850.34	433,847.24	1.134	1.516	50101010
60,348,000	0.420	0.2504	0.3025	---	23/06/2025	04/08/2021	---	HELLENIC EXCHANGES-A.S.E. (CR)	7.04	0.57	# 7	24/03/2026	7.01	7	7.08	7.04	7.009	7091@7.00	212@7.04	---	---	47,081	96	330,011.52	424,849.92	5.72	7.26	30202015
106,500,000	0.600	0.1	0.07	---	22/07/2025	13/09/2021	---	EYDAP S.A. (CR)	9.1	-3.09	€ 9.39	24/03/2026	9.4	9.04	9.4	9.1	9.162	3343@9.10	97@9.12	---	---	171,649	893	1,572,660.49	969,150.00	7.02	9.56	65102030
114,320,400	0.100	---	---	---	26/11/2021	05/08/2019	---	IKTINOS HELLAS SA (CR)	0.332	-4.19	€ 0.3465	24/03/2026	0.3															

Number of Outstanding Securities	Nominal Value	Dividends [1]			Date of Last Coupon		Note	Shares	Closing price	% change	Previous closing price/date	Open price	Price min	Price max	Last price	Avg price	Last Bid [7]	Last Ask [7]	P/E after tax	Year	Volume	Trades	Transactions Value[8]	Company Mkt Value (thou. €)	Year low	Year high	Sector[4]	
2023	2024	2025	Dividend [2]	Right																								
221,322,426	1.15	(0.1467)	(0.19)	---	23/06/2025	09/07/2025	---	OPTIMA BANK (CR)	8.46	-1.74	€ 8.61	24/03/2026	8.46	8.42	8.61	8.46	8.502	37138@8.46	31@8.48	---	---	171,958	874	1,462,060.22	1,872,387.72	7.59	10.1	30101010
1,235,953,028	0.930	0.0632	---	---	10/07/2024	03/06/2025	---	PIRAEUS BANK (CR)	6.878	-1.83	€ 7.006	24/03/2026	6.914	6.806	6.98	6.878	6.915	15582@6.88	8959@6.88	---	---	6,202,143	9,724	42,885,637.14	8,500,884.93	6.53	8.99	30101010

## Main Market - Medium Liquidity Class

13,126,020	0.660	0.1376	0.1713	---	16/12/2025	04/09/2020	---	AS COMPANY SA (CR)	3.83	1.32	# 3.78	24/03/2026	3.82	3.78	3.86	3.8	3.826	150@3.77	1000@3.83	---	---	13,860	27	53,025.60	50,272.66	3.62	4.17	40401030
14,000,000	1.95	0.26	0.5	---	24/06/2025	26/03/2024	---	ALPHA REAL ESTATE (CR)	7.12	0.28	# 7.1	24/03/2026	7.1	7	7.16	7.12	7.106	450@7.00	90@7.10	---	---	3,720	48	26,435.20	99,680.00	6.94	7.58	35101015
3,150,744	0.360	0.563	0.5842	---	27/05/2025	02/06/2020	---	ALPHA TRUST HOLDINGS (CR)	16.2	8.36	# 14.95	24/03/2026	14.95	14.95	16.2	16.2	15.42	10@15.80	200@16.40	---	---	2,077	28	32,026.85	51,042.05	11.9	16.2	30202010
48,624,764	0.080	0.7	0.85	---	10/04/2025	05/12/2022	---	AUTOHELLAS SA (CR)	11	---	↘ 11	24/03/2026	11	10.9	11.12	11	11.009	582@10.98	5@11.04	---	---	23,768	292	261,665.80	534,872.40	10.8	13.44	40401030
178,157,803	0.040	---	---	---	01/07/2008	21/02/2020	---	AVE (CR)	0.453	---	↘ 0.453	24/03/2026	0.454	0.448	0.454	0.448	0.453	250@0.400	700@0.452	---	---	9,164	6	4,151.65	80,705.48	0.423	0.49	40301010
47,149,827	2.10	---	0.135	0.08	05/11/2025	27/12/2024	---	BRIQ PROPERTIES (CR)	2.96	0.68	# 2.94	24/03/2026	2.98	2.95	2.98	2.96	2.968	315@2.96	2234@2.97	---	---	25,396	48	75,382.77	139,563.49	2.86	3.12	35102000
101,123,806	0.360	---	---	---	22/07/2010	28/06/2011	---	CENTRIC HOLDINGS (CR)	0.3	-1.96	€ 0.306	24/03/2026	0.307	0.296	0.315	0.3	0.3	3000@0.293	2859@0.300	---	---	101,171	69	30,330.05	30,337.14	0.29	0.42	40203040
784,500	10.00	0.5008	0.4	0.15	02/12/2025	31/07/2018	---	CNL CAPITAL (CR)	6.6	---	↘ 6.6	24/03/2026	---	---	---	---	---	100@6.55	100@6.65	---	2024	---	---	---	5,177.70	6.3	7.6	30202010
10,567,700	0.300	---	---	---	06/10/2005	13/02/2002	---	CPI SA (CR)	0.51	-3.77	€ 0.53	24/03/2026	0.502	0.496	0.51	0.51	0.502	4000@0.502	596@0.506	---	---	10,475	17	5,260.62	5,389.53	0.496	0.646	10102030
1,618,012,407	0.050	---	---	---	04/06/2008	16/10/2024	---	CrediaBank (CR)	1.28	-3.76	€ 1.33	24/03/2026	1.33	1.276	1.336	1.28	1.295	34905@1.28	20301@1.29	---	---	710,629	592	919,938.76	2,071,055.88	1.116	1.722	30101010
18,680,300	0.050	---	---	---	06/07/2022	---	---	DIMAND (CR)	12.5	1.63	# 12.3	24/03/2026	12.35	12.2	12.55	12.5	12.347	250@12.20	96@12.50	---	---	7,641	57	94,344.70	233,503.75	10.95	13.5	35101010
15,333,480	0.100	---	0.04	---	07/07/2025	02/02/2026	---	E.I.N.S. (CR)	1.514	-1.94	€ 1.544	24/03/2026	1.544	1.494	1.544	1.514	1.507	650@1.50	350@1.52	---	---	52,372	137	78,952.02	23,214.89	1.38	2.115	50205020
121,168,897	0.040	---	---	---	07/07/2010	16/01/2024	5160	FRIGOGLASS SA (CR)	0.322	0.94	# 0.319	24/03/2026	0.323	0.307	0.323	0.322	0.313	1500@0.306	744@0.322	---	2024	3,650	8	1,141.15	39,016.38	0.291	0.5	50204000
169,043,561	0.300	---	0.02	---	17/07/2025	28/11/2022	---	LAVIPHARM SA (CR)	1.19	-0.83	€ 1.2	24/03/2026	1.21	1.17	1.21	1.19	1.181	3574@1.19	750@1.19	---	---	35,700	92	42,151.10	201,161.84	0.937	1.458	20103015
4,740,000	0.860	---	---	---	14/03/2003	---	---	LOGISMOS S.A. (CR)	2.12	---	↘ 2.12	24/03/2026	---	---	---	---	---	211@2.04	100@2.12	---	2024	---	---	---	10,048.80	1.96	2.58	10101015
17,120,280	0.940	0.12	0.3	---	26/05/2025	26/06/2023	---	LOULIS FOOD (CR)	3.59	---	↘ 3.59	24/03/2026	3.6	3.56	3.6	3.56	3.593	400@3.48	450@3.58	---	---	3,006	15	10,800.90	61,461.81	3.42	4.1	45102020
4,419,616	1.58	0.06	0.13	---	07/07/2025	04/03/2015	---	MEDICON S.A (CR)	2.46	---	↘ 2.46	24/03/2026	---	---	---	---	---	500@2.37	80@2.46	---	---	---	---	---	10,872.26	2.32	2.75	20102010
468,700	2.8	2.4	---	---	12/06/2025	21/05/2004	---	MERMEREN KOMB. A.D. PR. (GDR)	34.4	---	↘ 34.4	24/03/2026	---	---	---	---	---	20@31.80	100@34.00	---	2024	---	---	---	16,123.28	31	36.2	55102000
10,500,000	0.950	0.15	0.25	---	04/07/2025	21/07/2023	---	MEVACO SA (CR)	8.9	-2.20	€ 9.1	24/03/2026	8.6	8.6	8.9	8.9	8.699	15@8.70	90@8.90	---	2024	538	12	4,680.00	93,450.00	8.3	9.85	55102015
153,908,095	0.870	0.0229	0.0248	---	11/09/2025	02/08/2024	---	ORILINA PROPERTIES REIC (CR)	0.796	-1.97	€ 0.812	24/03/2026	0.814	0.794	0.814	0.796	0.803	1720@0.796	500@0.814	---	---	41,568	43	33,373.59	122,510.84	0.78	0.886	35102000
14,101,683	0.100	0.0526	0.1091	---	03/06/2025	02/11/2021	---	PERFORMANCE TECHNOLOGIES (CR)	6.95	-0.86	€ 7.01	24/03/2026	7.02	6.88	7.07	6.96	6.995	150@6.89	500@6.99	---	---	8,391	41	58,692.59	98,006.70	6.62	8.92	10101010
24,823,934	0.230	0.049	0.0647	---	01/07/2025	08/06/2022	---	PROFILE SA (CR)	7.15	0.56	# 7.11	24/03/2026	7.11	6.96	7.17	7.15	7.078	250@6.99	1794@7.15	---	---	30,813	238	218,106.93	177,491.13	6	8.12	10101010
35,377,749	0.280	---	---	---	18/07/2005	22/12/2025	---	QUALITY & RELIABILITY SA (CR)	1.14	-1.38	€ 1.156	24/03/2026	1.162	1.13	1.162	1.14	1.142	10@1.13	323@1.14	---	---	35,705	66	40,788.59	40,330.63	1	1.43	10101010
107,222,688	0.440	0.22	0.3	---	23/06/2025	16/03/2022	---	QUEST HOLDINGS (CR)	6.28	-1.10	€ 6.35	24/03/2026	6.42	6.22	6.42	6.28	6.289	200@6.24	1250@6.30	---	---	16,903	99	106,304.65	673,358.48	6.07	7.22	10101010
21,500,000	0.400	0.04	0.0509	---	19/08/2025	06/08/2021	---	REAL CONSULTING (CR)	5.1	1.19	# 5.04	24/03/2026	5.08	5.06	5.22	5.1	5.105	25@5.06	794@5.10	---	---	15,017	39	76,666.00	109,650.00	4.95	6.56	10101010
6,456,530	1.08	0.16	0.15	---	21/07/2025	02/08/2010	---	SPACE HELLAS SA (CR)	6.16	-0.65	€ 6.2	24/03/2026	6.14	6.14	6.2	6.14	6.155	210@6.14	100@6.22	---	---	1,690	8	10,402.60	39,772.22	6	8.48	15101010
121,132,042	1.60	0.08	0.1	0.0651	30/12/2025	10/11/2023	---	TRADE ESTATES REIC (CR)	1.89	0.80	# 1.875	24/03/2026	1.885	1.88	1.915	1.89	1.898	1031@1.89	1500@1.91	---	---	32,054	48	60,827.66	228,939.56	1.81	2.02	35102045
17,190,046	0.300	---	---	---	16/11/1992	09/10/2025	---	UNIBIOS (CR)	2.67	---	↘ 2.67	24/03/2026	2.67	2.63	2.7	2.67	2.655	275@2.65	3100@2.66	---	---	4,392	31	11,660.53	45,897.42	2.13	2.97	50204000
7,595,160	0.600	---	---	---	10/09/2019	18/08/2010	---	YKNOT (CR)	1.45	-2.03	€ 1.48	24/03/2026	1.465	1.45	1.53	1.45	1.481	395@1.45	500@1.48	---	---	15,053	60	22,294.80	11,012.98	1.395	2.41	40501015
32,413,681	0.370	---	---	---	15/07/2009	11/05/2000	---	ALUMIL (CR)	5.24	-1.87	€ 5.34	24/03/2026	5.34	5.22	5.46	5.24	5.319	1000@5.22	49@5.34	---	---	26,502	111	140,968.20	169,847.69	5	6.88	55102035
3,734,164	3.44	0.4954	0.5896	---	14/10/2025	19/07/2022	---	ANDROMEDA SA (CR)	7.72	-1.28	€ 7.82	24/03/2026	7.88	7.7	7.9	7.7	7.802	30@7.70	500@7.80	---	2024	4,790	19	37,370.00	28,827.75	7.7	9.1	30204000
15,300,000	0.300	---	0.01	---	09/10/2025	13/12/1999	---	ATTICA PUBLICATIONS SA (CR)	1.29	---	↘ 1.29	24/03/2026	1.3	1.28	1.3	1.29	1.293	125@1.24	85@1.29	---	---	330	6	426.85	19,737.00	1.17	1.44	40301030
23,986,500	1.00	---	---	---	26/06/2009	25/08/2025	---	BIOKARPET S.A.(CR)	1.525	---	↘ 1.525	24/03/2026	1.54	1.5	1.55	1.525	1.524	9@1.51	362@1.52	---	---	12,318	35	18,773.55	36,579.41	1.45	2.06	50101035
6,325,000	0.600	0.145	0.07	---	28/07/2025	17/02/2014	---	VOYATZOGLOU (CR)	2.02	---	↘ 2.02	24/03/2026	2.02	2.02	2.02	2.02	2.02	100@1.99	150@2.04	---	---	790	8	1,595.80	12,776.50	1.96	2.44	

## Daily Official List

Year: 147 Trading Day No: 57

## Section 2: Analytic Figures of Shares Transactions

Thursday, 26 March, 2026

Number of Outstanding Securities	Nominal Value	Dividends [1]			Date of Last Coupon		Note	Shares	Closing price	% change	Previous closing price/date	Open price	Price min	Price max	Last price	Avg price	Last Bid [7]	Last Ask [7]	P/E after tax	Year	Volume	Trades	Transactions Value[8]	Company Mkt Value (thou. €)	Year low	Year high	Sector[4]	
		2023	2024	2025	Dividend [2]	Right																						
15,878,748	0.480	---	---	---	10/07/2006	22/03/2004	---	DOMIKI KRITIS SA (CR)	1.975	-0.75	€ 1.99	24/03/2026	1.99	1.95	1.99	1.975	1.958	15@1.97	2014@1.98	---	---	1,436	7	2,811.10	31,360.53	1.89	2.65	50101010
34,720,000	0.310	---	---	---	16/06/2010	01/08/2007	---	DROMEAS SA (CR)	0.32	---	€ 0.32	24/03/2026	---	---	---	---	900@0.316	1360@0.330	---	---	---	---	---	11,110.40	0.31	0.39	40202015	
13,673,200	0.420	0.05	0.05	---	19/08/2025	26/07/2001	---	EVROFARMA (CR)	3.5	2.94	# 3.4	24/03/2026	3.39	3.38	3.5	3.5	3.41	89@3.31	995@3.50	---	---	3,020	15	10,299.36	47,856.20	3.02	4.07	45102020
18,146,007	1.00	---	---	---	23/08/2023	10/09/2010	---	ELASTRON (CR)	2.1	---	€ 2.1	24/03/2026	2.1	2.08	2.1	2.1	2.094	10@2.08	744@2.10	---	---	2,304	6	4,825.40	38,106.61	2.02	2.65	55102010
3,307,500	0.210	0.4	0.4	---	23/10/2025	30/11/2022	---	ELVE SA (CR)	5.15	-1.91	€ 5.25	24/03/2026	5.15	5.15	5.2	5.2	5.162	50@5.10	755@5.20	---	2024	182	4	939.55	17,033.63	5	5.8	40204020
23,828,130	0.500	0.108	0.1366	---	14/07/2025	17/02/2009	---	ELINOIL S.A. (CR)	2.19	-1.79	€ 2.23	24/03/2026	2.18	2.16	2.21	2.19	2.178	110@2.18	826@2.19	---	---	6,635	25	14,454.16	52,183.60	2.11	2.59	60101020
19,864,886	5.60	0.672	0.672	---	23/04/2025	02/07/2008	---	BANK OF GREECE (CR)	15.2	0.66	# 15.1	24/03/2026	15.2	15.15	15.3	15.2	15.245	400@15.15	100@15.25	---	2025	2,977	26	45,383.75	301,946.27	14.8	17.5	30101010
26,730,187	0.520	---	0.07	---	09/07/2025	01/08/2017	---	ELTON SA (CR)	1.69	-0.59	€ 1.7	24/03/2026	1.695	1.68	1.7	1.69	1.69	571@1.68	796@1.69	---	---	9,838	23	16,627.82	45,174.02	1.62	2.22	50205010
36,300,000	1.12	0.0276	0.055	---	01/07/2025	12/12/2007	---	THESSALONIKA WATER & SEWERAGE	3.87	-1.02	€ 3.91	24/03/2026	3.91	3.83	3.91	3.87	3.855	250@3.84	556@3.87	---	---	13,640	57	52,578.95	140,481.00	3.4	4.02	65102030
143,352,325	0.260	---	---	---	29/08/2022	28/04/2025	---	EVROPI HOLDINGS S.A. (CR)	1.94	-1.77	€ 1.975	24/03/2026	1.98	1.93	1.99	1.955	1.967	1@1.94	1800@1.96	---	---	4,351	19	8,560.34	278,103.51	1.77	2.34	30302025
86,735,980	0.310	0.02	---	---	22/07/2024	07/09/2023	---	ATHENS MEDICAL CENTER SA (CR)	1.65	---	€ 1.65	24/03/2026	1.65	1.625	1.65	1.65	1.64	600@1.61	802@1.65	---	---	1,347	12	2,209.01	143,114.37	1.565	2.07	20101010
14,111,198	0.450	(0.0133)	0.07	---	31/07/2025	09/01/2025	---	ILYDA S.A. (CR)	4.21	-3.66	€ 4.37	24/03/2026	4.25	4.21	4.35	4.21	4.262	343@4.21	1005@4.30	---	2024	5,703	71	24,304.83	59,408.14	3.74	5.52	10101015
45,417,399	0.100	---	---	---	25/07/2008	02/04/2024	---	INTERWOOD-XYLEMPORIA (CR)	0.209	1.95	# 0.205	24/03/2026	0.209	0.209	0.21	0.209	0.209	300@0.207	600@0.209	---	---	13,550	12	2,838.35	11,389.00	0.201	0.274	50101020
18,567,912	0.590	0.16	0.201	---	02/07/2025	26/01/2021	---	INTERLIFE G.C.I.(CR)	5.72	---	€ 5.72	24/03/2026	5.74	5.6	5.8	5.72	5.674	533@5.66	99@5.72	---	2024	6,749	66	38,292.66	106,208.46	5.56	6.98	30302025
8,424,900	0.500	---	---	---	12/07/2010	04/07/2019	---	INTERTECH SA (CR)	1.26	---	€ 1.26	24/03/2026	---	---	---	---	---	500@0.994	532@1.25	---	2024	---	---	---	10,615.37	0.99	1.5	50205010
19,804,134	0.150	---	---	---	01/07/2004	06/11/2017	---	KEKROPS SA (CR)	1.695	1.80	# 1.665	24/03/2026	1.7	1.655	1.73	1.695	1.684	228@1.66	969@1.70	---	2024	3,253	16	5,477.65	33,568.01	1.53	2.35	35101010
11,510,102	0.890	---	---	---	24/06/2005	06/10/1999	---	NAFPAKTOS TEXTILE (CR)	1.36	---	€ 1.36	24/03/2026	1.36	1.36	1.36	1.36	1.36	10100@1.32	1800@1.36	---	---	200	1	272.00	15,653.74	1.305	1.69	55101020
21,224,340	0.420	---	---	---	06/09/2022	25/04/2006	---	KORDELLOS BROS SA (CR)	0.437	4.54	# 0.418	24/03/2026	0.439	0.406	0.44	0.437	0.414	1000@0.411	531@0.437	---	2024	9,572	39	3,966.86	9,275.04	0.366	0.554	55102010
33,065,136	0.380	0.3506	0.4007	---	21/08/2025	16/09/2013	---	KRI-KRI S.A. (CR)	20.4	2.20	# 19.96	24/03/2026	20	19.98	20.6	20.4	20.264	1474@20.40	52@20.60	---	2024	18,636	114	377,640.99	674,528.77	19.18	24.65	45102020
6,200,000	0.500	---	---	---	22/06/2010	01/11/1995	---	MINERVA KNITWEAR (CR)	0.544	-1.45	€ 0.552	24/03/2026	0.54	0.532	0.552	0.54	0.545	80@0.538	90@0.552	---	---	304	13	165.62	3,372.80	0.473	0.772	40204020
5,939,268	0.620	---	---	---	10/07/2003	03/01/2002	---	LANAKAM SA (CR)	1.34	---	€ 1.34	24/03/2026	---	---	---	---	---	25@1.11	50@1.27	---	---	---	---	---	7,958.62	0.96	1.43	40401020
9,819,370	0.500	---	---	---	14/08/2007	09/01/2004	---	MATHIOS REFRACTORY SA (CR)	0.64	0.79	# 0.635	24/03/2026	0.635	0.635	0.655	0.64	0.643	25@0.630	30@0.640	---	---	805	14	517.87	6,284.40	0.62	0.97	55101000
30,150,000	0.360	0.122	0.1335	---	17/06/2025	25/04/2019	---	MOTODYNAMICS S.A. (CR)	2.37	-3.27	€ 2.45	24/03/2026	2.44	2.36	2.44	2.36	2.408	686@2.36	1000@2.41	---	---	12,601	34	30,347.34	71,455.50	2.23	2.7	40401030
6,340,000	0.600	0.2	0.23	0.23	09/12/2025	11/01/2024	---	NAKAS MUSIC	3.56	---	€ 3.56	24/03/2026	---	---	---	---	---	20@3.44	41@3.56	---	---	---	---	---	22,570.40	3.24	3.92	40401030
126,431,958	2.50	0.025	0.043	---	03/06/2025	05/06/2024	---	NOVAL PROPERTY REIC (CR)	2.57	-2.28	€ 2.63	24/03/2026	2.63	2.56	2.63	2.56	2.585	845@2.56	1033@2.59	---	2024	26,390	40	68,210.83	324,930.13	2.56	2.92	35102045
10,080,000	3.00	1.3	2	---	16/05/2025	27/08/2001	---	TPA SA (CR)	35.6	0.28	# 35.5	24/03/2026	35.6	34.6	35.6	35.6	35.29	26@34.60	17@35.60	---	---	73	7	2,576.20	358,848.00	34	38.8	50206060
25,000,000	2.00	1.336	1.92	---	04/08/2025	08/08/2003	---	P.P.A. S.A. (CR)	36	1.12	# 35.6	24/03/2026	36.25	35.55	36.25	36	36.027	34@36.00	100@36.25	---	2024	4,627	92	166,698.70	900,000.00	35.4	41.1	50206060
68,926,799	0.240	---	---	---	07/07/2023	---	---	ONYX TOURISTIKI S.A. (CR)	1.405	-0.36	€ 1.41	24/03/2026	1.405	1.39	1.41	1.405	1.395	300@1.39	109@1.41	---	---	20,476	59	28,555.21	96,842.15	1.33	2.22	40401020
4,971,466	1.46	---	---	---	04/07/2007	08/10/2003	---	PAIRIS SA (CR)	0.85	-4.06	€ 0.886	24/03/2026	0.84	0.84	0.864	0.858	0.85	599@0.802	390@0.830	---	---	250	11	212.62	4,225.75	0.73	0.984	50203030
27,098,594	0.540	0.0702	0.0605	0.0404	07/10/2025	14/01/2021	---	PAPOUTSANIS (CR)	3.55	-1.11	€ 3.59	24/03/2026	3.61	3.5	3.61	3.55	3.548	30@3.49	445@3.50	---	2025	4,463	22	15,834.55	96,200.01	3.32	4.06	45201020
7,070,400	0.930	0.8645	0.3242	---	11/07/2025	06/05/2016	---	PETROPOULOS PETROS (CR)	8.02	-0.25	€ 8.04	24/03/2026	8.08	7.86	8.08	8.02	7.96	170@7.88	290@8.02	---	---	6,980	44	55,558.38	56,704.61	7.86	8.98	50206015
43,741,452	0.660	0.2388	0.2391	0.07	19/01/2026	01/11/1999	---	THRACE PLASTICS SA (CR)	3.61	-1.63	€ 3.67	24/03/2026	3.68	3.59	3.68	3.61	3.62	282@3.61	50@3.64	---	---	46,959	184	169,983.36	157,906.64	3.55	4.535	50203015
24,319,250	0.300	---	---	---	09/07/2002	04/07/2007	5165	PROODEFTIKH SA (CR)	0.338	-1.17	€ 0.342	24/03/2026	0.334	0.33	0.344	0.338	0.333	410@0.332	828@0.338	---	---	12,208	17	4,067.40	8,219.91	0.316	0.5	50101010
21,912,599	0.300	0.0485	0.0483	---	29/04/2025	23/02/2007	---	REVOIL (CR)	1.585	1.28	# 1.565	24/03/2026	1.585	1.585	1.585	1.585	1.585	1000@1.57	50@1.58	---	---	8,920	17	14,138.20	34,731.47	1.535	1.86	60101020
13,582,223	1.35	---	---	---	24/06/2008	02/02/2016	---	SIDMA STEEL (CR)	1.525	0.66	# 1.515	24/03/2026	1.525	1.525	1.525	1.525	1.525	150@1.50	1200@1.52	---	---	96	1	146.40	20,712.89	1.455	2.12	55102010
40,693,350	5.00	---	---	---	03/07/2006	26/05/2015	---	TECHNICAL OLYMPIC SA (CR)	2.23	---	€ 2.23	24/03/2026	2.22	2.2	2.25	2.23	2.225	400@2.20	645@2.23	---	---	4,626	30	10,294.93	90,746.17	2.12	2.61	50206030
3,048,000	0.300	---	---	---	06/07/2007	01/06/2021	---	T																				

Number of Outstanding Securities	Nominal Value	Dividends [1]			Date of Last Coupon		Note	Shares	Closing price	% change	Previous closing price/date	Open price	Price min	Price max	Last price	Avg price	Last Bid [7]	Last Ask [7]	P/E after tax	Year	Volume	Trades	Transactions Value[8]	Company Mkt Value (thou. €)	Year low	Year high	Sector[4]		
		2023	2024	2025	Dividend [2]	Right																							
243,164,193	0.300	0.07	0.07	---	12/09/2025	05/12/2023	---	ATTICA HOLDINGS (CR)	1.54	-1.91	€	1.57	24/03/2026	1.57	1.53	1.575	1.54	1.552	500@1.54	200@1.56	---	---	16,805	66	26,082.49	374,472.86	1.51	2.06	40501015
11,943,624	0.540	0.15	0.165	---	01/07/2025	30/08/2019	---	FLEXOPACK SA (CR)	7.65	---	↘	7.65	24/03/2026	7.9	7.9	7.9	7.9	7.9	600@7.45	249@7.90	---	---	1	1	7.90	91,368.72	7.5	8.6	50203030
244,737,498	0.500	0.02	0.03	0.04	26/03/2026	28/12/2023	---	TRASTOR REAL EST. INV. CO.(CR)	1.24	3.33	#	1.2	24/03/2026	1.23	1.23	1.25	1.25	1.239	10@1.25	200@1.27	---	2025	1,107	11	1,371.29	303,474.50	1.17	1.38	35102000
18,810,000	0.400	0.0381	0.0591	---	20/10/2025	14/11/2007	---	VARVERIS - MODA BAGNO SA (CR)	5.8	-0.34	€	5.82	24/03/2026	5.74	5.72	5.8	5.8	5.764	50@5.68	190@5.78	---	---	1,460	11	8,415.00	109,098.00	5.16	6.14	40401025
3,417,600	0.100	0.016	---	---	04/07/2024	02/04/2024	---	INTERWOOD-XYLEMPORIA (PR)	0.555	---	↘	0.555	24/03/2026	---	---	---	---	---	555@0.530	554@0.555	---	---	---	---	---	11,389.00	0.4	0.64	50101020
2,760,000	11.83	12.4	14	---	30/05/2025	16/07/1990	---	KARELIA (CR)	376	1.62	#	370	24/03/2026	372	370	376	376	373.356	1@374.00	9@376.00	---	---	385	60	143,742.00	1,037,760.00	354	382	45103010
21,364,000	1.12	---	---	---	21/08/2023	08/03/2023	---	LAMPASA HOTEL SA (CR)	46.4	---	↘	46.4	24/03/2026	46.4	46.4	46.4	46.4	46.4	58@46.40	50@48.00	---	---	45	1	2,088.00	991,289.60	42.2	46.8	40501025
38,566,614	0.700	---	---	---	21/07/2008	07/07/2025	---	MOUZAKIS (CR)	0.58	---	↘	0.58	24/03/2026	---	---	---	---	---	300@0.565	645@0.600	---	---	---	---	---	22,368.64	0.55	0.69	55101020
42,500,000	1.00	0.0383	0.0538	0.1673	21/11/2025	13/09/2023	---	MPL KEDROS (CR)	4.34	---	↘	4.34	24/03/2026	4.34	4.34	4.35	4.35	4.34	500@4.30	99@4.35	---	---	1,001	9	4,344.35	184,450.00	4.23	4.4	35102000
27,379,200	0.980	0.5001	0.52	---	25/08/2025	29/08/2022	---	CRETE PLASTICS SA (CR)	13.8	---	↘	13.8	24/03/2026	13.8	13.8	13.8	13.8	13.8	1@13.40	300@14.20	---	---	720	1	9,936.00	377,832.96	13.2	15.9	50203015
255,494,534	2.71	0.247	0.705	0.216	15/12/2025	30/09/2021	---	PRODEA (CR)	5.6	---	↘	5.6	24/03/2026	5.65	5.6	5.75	5.75	5.677	84@5.60	477@5.75	---	---	3,686	25	20,924.60	1,430,769.39	5.2	6.1	35102000
4,181,450	0.500	---	---	---	21/08/2000	05/03/2002	---	FLOUR MILLS SARANTOPOULOS SA	1.46	---	↘	1.46	24/03/2026	---	---	---	---	---	---	---	---	---	---	---	---	6,104.92	1.12	1.46	45102020
1,011,000	1.00	---	---	---	01/07/2004	11/12/2012	5193	TRIA ALFA SA (CR)	5.1	---	↘	5.1	24/03/2026	---	---	---	---	---	150@4.64	62@5.15	---	2024	---	---	---	5,156.10	4.9	7.5	55101020

## Exchange Traded Funds (ETFs)

1,255,078	---	---	---	---	15/06/2016	---	---	ALPHA ETF FTSE Athex Large Cap	52.73	-0.17	€	52.82	24/03/2026	52.82	52.5	53.09	52.73	52.775	7@52.61	4000@52.85	---	---	4,534	126	239,283.67	---	51.03	66.71	12003
-----------	-----	-----	-----	-----	------------	-----	-----	--------------------------------	-------	-------	---	-------	------------	-------	------	-------	-------	--------	---------	------------	-----	-----	-------	-----	------------	-----	-------	-------	-------

## Surveillance

8,321,682	0.670	---	---	---	17/08/2007	23/11/1999	---	N. LEVENTERIS (CR)	0.292	---	↘	0.292	24/03/2026	---	---	---	---	---	---	2498@0.310	---	2024	---	---	---	2,825.31	0.252	0.32	55102010	
2,160,524	0.670	---	---	---	03/12/2018	23/11/1999	---	N. LEVENTERIS (PR)	0.183	---	↘	0.183	24/03/2026	---	---	---	---	---	---	472@0.183	---	2024	---	---	---	---	2,825.31	0.165	0.2	55102010

## Suspension Status

13,191,620	0.620	---	---	---	04/08/2010	09/09/2002	5232	YALCO - CONSTANTINOU (CR)	0.16	---	↘	0.16	30/05/2025	---	---	---	---	---	---	26032@0.162	---	---	---	---	---	---	2,110.66	0.16	0.16	40202020
17,579,754	4.16	---	---	---	18/08/2006	02/08/2010	---	BIOTER SA (CR)	0.206	---	↘	0.206	30/05/2025	---	---	---	---	---	---	---	---	---	---	---	---	---	3,621.43	0.206	0.206	50101010
3,961,300	1.28	---	---	---	29/06/2004	03/08/2000	5248	DUROS SA (CR)	0.25	---	↘	0.25	24/04/2023	---	---	---	---	---	---	---	---	---	---	---	---	---	990.33	0.25	0.25	40204020
15,842,391	1.51	---	---	---	15/07/2009	12/05/2000	5141	BITROS HOLDING SA (CR)	0.51	---	↘	0.51	30/05/2025	---	---	---	---	---	---	---	---	---	---	---	---	---	8,079.62	0.51	0.51	55102010
28,438,268	0.070	---	---	---	21/08/2006	24/11/1999	5253	SPIROY AGRICULTURE SA (CR)	0.138	---	↘	0.138	30/05/2025	---	---	---	---	---	---	---	---	---	---	---	---	---	3,924.48	0.138	0.138	45102010

## Shares' Notes

Code	Note text
( )	- Adjusted dividends.
*	- Last adjusted closing price.
[1]	- Net dividends.
[2]	- The "Date of Last Coupon" for New listings refers to the date company's stocks started to trade in Athex
[3]	- The Company Market Value is referred to the number of outstanding shares
[4]	- Sectors codification can be found in Appendix A
[5]	- The Market Value refers to the total number of shares listed (including their several classes) in the exchange by the company.
[6]	- P/E greater than 100
[7]	- Last view of the Order Book before the end of the trading session
[8]	- All Blocks Methods' Transactions Value are included.
5141	- Transfer to the Surveillance Category as of 10/05/2017.
5160	- Transfer to the Surveillance Category as of 15/04/2016.
5165	- Transfer to the Surveillance Category as of 15/02/2018.
5193	- Transfer to the Surveillance Category as of 25/10/2018.
5232	- Transfer to the Under Surveillance Category from 08/04/2011.
5248	- Transfer to the Surveillance Category as of 06/09/20116.
5253	- Transfer to the Surveillance Category as of 14/5/2021.

## Securities Blocks Details

Securities	Block Volume	Price	Block Trade Value	Time of approval	Note
NATIONAL BANK (CR)	129,135	12.47	1,610,636.29	10:33:17	20
BANK OF CYPRUS (CR)	55,409	8.52	472,084.68	10:33:49	20
EUROBANK (CR)	1,000,000	3.34	3,343,000.00	10:51:03	20
NATIONAL BANK (CR)	350,000	12.66	4,431,000.00	10:57:08	20
EUROBANK (CR)	500,000	3.30	1,648,500.00	11:45:53	20
ATHENS INTL AIRPORT (CR)	44,761	10.72	479,837.92	12:21:38	20
BANK OF CYPRUS (CR)	50,000	8.40	420,000.00	13:01:54	20
OTE (CR)	39,000	16.56	645,840.00	13:07:34	20
JUMBO SA (CR)	29,000	22.64	656,560.00	13:40:51	20
EUROBANK (CR)	377,000	3.30	1,242,969.00	14:24:51	20
NATIONAL BANK (CR)	70,000	12.60	882,000.00	15:10:05	20
EUROBANK (CR)	113,763	3.28	372,687.59	15:10:33	20
NATIONAL BANK (CR)	100,000	12.59	1,259,000.00	15:14:18	20
MOTOR OIL (CR)	22,196	36.24	804,383.04	15:34:55	20
CENERGY HOLDINGS (CB)	40,000	18.90	756,000.00	16:03:16	20
EUROBANK (CR)	250,000	3.32	830,500.00	16:24:24	20
MOTOR OIL (CR)	38,000	37.00	1,406,000.00	16:31:56	20
REAL CONSULTING (CR)	7,500	5.10	38,250.00	16:38:09	20
NATIONAL BANK (CR)	90,000	12.62	1,135,800.00	16:53:20	20
HELLENiQ ENERGY (CR)	200,000	9.50	1,900,000.00	16:55:24	20
HELLENiQ ENERGY (CR)	100,000	9.50	950,000.00	16:55:51	20
HELLENiQ ENERGY (CR)	25,000	9.50	237,500.00	16:56:23	20
NATIONAL BANK (CR)	125,763	12.56	1,578,954.47	16:58:00	20
PIRAEUS BANK (CR)	102,262	6.93	708,675.66	16:58:47	20
OTE (CR)	53,143	16.54	878,985.22	16:59:47	20
OTE (CR)	85,760	16.54	1,418,470.40	17:11:35	20
HELLENiQ ENERGY (CR)	58,000	9.50	551,000.00	17:11:40	20

## Blocks Notes

9 - Method 6-1 / Special Fees

10 - Method 6-1 / Special Fees, SDS

14 - Method 6-3 / Settlement, Incomplete Buy and Sell

18 - Method 6-2 / SPOT 1

19 - Method 6-2 / SPOT 2

20 - Method 6-1 and Method 6-1 Same Day Settlement

21 - Other Pre-agreed

**Shares Rights Details**

Occured date	Exercise from	Exercise until	Trading until	Rights	Price min	Price max	Closing price	Last Bid	Last Ask	Volume	Trades	Transactions Value
--------------	---------------	----------------	---------------	--------	-----------	-----------	---------------	----------	----------	--------	--------	--------------------

No Rights Transactions.

Forced Sales Details

Securities	Category of Security	Transactions Volume	Number of Trades	Transactions Value	Note
E.I.N.S. (CR)	Stocks	1,594	2	2,413.32	1

Forced Sales Notes

- 1 - Compulsory Public Forced Sales
- 2 - Forced Sales of Fixed Registered Shares
- 3 - Forced Sales of Remaining Fractional Shares

## Exchange Traded Funds (ETFs) Characteristics

	Transactions Date (T)	Creation / Redemption	Units (T-1)	New Units (T-1)	Redemption Units (T-1)	Units (T) [1]	Fund Assets [2]	Net Unit Price	Dividend per Unit	Dividend Date
ALPHA ETF FTSE Athex Large Cap	26/03/2026	5,000	1,255,078	---	---	1,255,078	65,932,020.00	52.5322	1.15	01/07/2025

## ETFs Notes

[1] - Units (T) = Units (T-1) + New Units (T-1) - Redemption Units (T-1)

[2] - The Creation / Redemption Units of T-1 are included.

## Non Convertible Corporate Bonds - Regulated Market

Num Listed Bonds	Nominal price	Issue price	Today's Rate	Exp. Date	Duration (years)	Note	Coupon		Trading Unit	Corporate Bonds	Accrued Int.	Yield.T.Mat	Price min	Price max	Closing price	Previous closing price/date	Volume	Transactions Value	Last order		Date	ear min	Year max	
							Common	Preferred											Price	Buy / Sell				
150,000	1,000.00	1,000.00	2.65	22/10/2026	5	---	9	---	1	CPLP SHIPPING HOLDINGS PLC (Non Convertible)	11.7042	2.5240	99.9000	99.9000	99.9000	99.5000	24/03/2026	1,000	1,010.70	99.4000	B	26/03/2026	99.0100	100.5000
320,000	1,000.00	1,000.00	3.40	21/07/2027	7	---	12	---	1	LAMDA DEVELOPMENT S.A. (Non Convertible)	6.4222	3.4970	99.0000	99.0000	99.0000	99.0000	24/03/2026	4,000	3,985.69	98.7000	B	26/03/2026	97.5000	100.0000
200,000	1,000.00	1,000.00	1.90	23/03/2028	7	---	11	---	1	MOTOR OIL CORINTH REFINERIES SA (Non Convertible)	0.3694	3.1440	97.0000	97.1500	97.0572	97.4300	24/03/2026	119,000	115,542.04	97.1500	B	26/03/2026	96.8000	98.0000
150,000	1,000.00	1,000.00	2.60	22/10/2026	7	---	13	---	1	TERNA ENERGY FINANCE S.A. (Non Convertible)	11.4833	3.5700	99.1000	99.1000	99.1000	99.2000	24/03/2026	4,000	4,009.93	99.1000	B	26/03/2026	98.4189	99.7794
100,000	1,000.00	1,000.00	2.80	25/01/2027	5	---	9	---	1	PREMIA S.A. (Non Convertible)	4.9000	3.5910	99.0000	99.0000	99.0000	98.5520	23/03/2026	10,000	9,949.00	98.7900	B	26/03/2026	97.7000	99.5000
500,000	1,000.00	1,000.00	4.00	10/07/2030	7	---	6	---	1	METLEN ENERGY & METALS S.A. (Non Convertible)	8.5556	3.4970	100.3100	100.7000	100.4484	100.1270	24/03/2026	182,000	184,373.12	100.3300	B	26/03/2026	98.3000	101.4000
500,000	1,000.00	1,000.00	3.80	18/11/2032	7	---	1	---	1	LAMDA DEVELOPMENT S.A. (Non convertible)	13.9333	4.0560	98.0000	98.4000	98.3511	98.1200	24/03/2026	139,000	138,644.73	98.0000	B	26/03/2026	97.5000	99.9999
140,000	1,000.00	1,000.00	4.70	15/12/2030	5	---	1	---	1	AKTOR S.A. (Non convertible)	13.7083	4.1710	101.8100	102.0000	101.8930	102.0000	24/03/2026	27,000	27,881.23	101.9000	B	26/03/2026	100.6000	103.4900
500,000	1,000.00	1,000.00	3.20	29/09/2032	7	---	1	---	1	GEK TERNA S.A. (Non Convertible)	---	3.7690	96.6000	96.9000	96.6750	96.9830	24/03/2026	4,000	3,867.00	96.4000	B	26/03/2026	95.2001	99.3790
500,000	1,000.00	1,000.00	2.75	03/07/2027	7	---	12	---	1	GEK TERNA S.A. (Non Convertible)	6.4167	3.2190	98.0000	98.7830	98.7830	98.7830	24/03/2026	190,000	188,467.35	98.2500	B	26/03/2026	97.8000	99.5000
300,000	1,000.00	1,000.00	2.30	20/07/2028	7	---	10	---	1	PRODEA REIC S.A.(Non Convertible)	4.4083	3.8540	95.7000	95.8000	95.7394	95.7500	24/03/2026	17,000	16,350.64	95.7300	B	26/03/2026	95.0000	97.5000
250,000	1,000.00	1,000.00	3.70	04/07/2032	7	---	2	---	1	AEGEAN AIRLINES S.A. (Non Convertible)	8.6333	3.6300	99.8500	100.0000	99.8500	99.8800	24/03/2026	16,000	16,118.63	99.8500	B	26/03/2026	98.0875	102.0999
250,000	1,000.00	1,000.00	2.45	16/11/2028	7	---	9	---	1	ELVALHALCOR S.A. (Non Convertible)	9.0514	3.7660	95.7500	96.1000	95.8000	96.1500	24/03/2026	46,000	44,556.96	95.8000	B	26/03/2026	94.9873	98.0000
120,000	1,000.00	1,000.00	2.65	06/12/2028	7	---	9	---	1	NOVAL PROPERTY REIC (Non Convertible)	8.2444	3.6010	96.0600	97.5000	96.5899	96.2500	24/03/2026	25,000	24,353.59	96.5200	B	26/03/2026	95.2500	99.9900
300,000	1,000.00	1,000.00	2.30	14/12/2028	7	---	9	---	1	GEK TERNA S.A. (Non Convertible)	6.7083	3.8010	95.3000	95.3000	95.3000	95.3530	24/03/2026	63,000	60,461.63	95.4000	B	26/03/2026	95.0000	97.2100
100,000	1,000.00	1,000.00	2.95	11/02/2027	5	---	9	---	1	SAFE BULKERS PARTICIPATIONS PLC (Non Convertible)	3.8514	4.5500	98.0000	98.3000	98.1426	98.3590	24/03/2026	190,000	187,202.76	98.2000	B	26/03/2026	98.0000	99.8500
100,000	1,000.00	1,000.00	4.40	26/07/2029	7	---	8	---	1	CPLP SHIPPING HOLDINGS PLC (Non Convertible)	7.7000	3.3850	101.4000	101.4000	101.4000	100.8380	24/03/2026	1,000	1,021.70	100.8000	B	26/03/2026	99.5100	102.8500
99,697	1,000.00	1,000.00	5.50	15/12/2028	5	---	5	---	1	IDEAL HOLDINGS S.A. (Non Convertible)	16.0417	4.1640	102.0000	102.0000	102.0000	102.0000	24/03/2026	3,000	3,108.13	101.8000	B	26/03/2026	101.9834	104.1000
200,000	1,000.00	1,000.00	4.25	23/01/2029	5	---	5	---	1	AUTOHELLAS S.A. (Non Convertible)	7.7917	3.5500	---	---	---	100.9570	24/03/2026	---	---	100.0100	B	26/03/2026	100.0735	102.0000

## Corporate Bonds Notes

Transactions Volume = (Pieces) \* (Nominal Price). Transactions Value = (Pieces) \* (Nominal Price) \* (price %) + (Accrued interest).

The price of a Bond is stated as a percentage (%) of Bond's Nominal Price.

Nominal Price in Euros (€), except if it is noted differently.

## Non Convertible Corporate Bonds - Regulated Market

Num Listed Bonds	Nominal price	Issue price	Today's Rate	Exp. Date	Duration (years)	Note	Coupon		Trading Unit	Corporate Bonds	Accrued Int.	Yield.T.Mat	Price min	Price max	Closing price	Previous closing price/date	Volume	Transactions Value	Last order			ear min	Year max	
							Common	Preferred											Price	Buy / Sell	Date			
130,000	1,000.00	1,000.00	6.00	27/02/2029	5	---	5	---	1	INTRALOT S.A. (Non Convertible)	5.1667	4.6470	102.0000	102.0000	102.0000	102.0000	24/03/2026	5,000	5,125.83	101.6000	B	26/03/2026	101.0000	103.2200
250,000	1,000.00	1,000.00	3.75	25/02/2033	7	---	1	---	1	CAPITAL CLEAN ENERGY CARRIERS CORP. (Non Convert)	3.4375	4.1980	97.4999	97.5000	97.5000	97.5000	24/03/2026	25,000	24,460.94	97.0100	B	26/03/2026	95.0002	99.9895

## Corporate Bonds Notes

Transactions Volume = (Pieces) \* (Nominal Price). Transactions Value = (Pieces) \* (Nominal Price) \* (price %) + (Accrued interest).

The price of a Bond is stated as a percentage (%) of Bond's Nominal Price.

Nominal Price in Euros (€), except if it is noted differently.

## Government Bonds

Number Listed Bonds	Nominal price	Today's Rate	Accrued Interest Calc	Exp. Date [1]	Duration (years)	Note	Coupons Date	Curr. coupon value	Trading Unit	Government Bonds	Price min	Price max	Closing price	Previous closing price/date	Volume	Transactions Value	Price	Last order Buy / Sell	Date
4,000,000	1,000.00	4.13	Actual/Actual	15/06/2054	30	---	15/06	4.13	1	GGB-FXD-150654-30Y-4.125-1.000	---	---	---	---	---	---	---	---	---
4,700,000	1,000.00	1.88	Actual/Actual	04/02/2035	15	---	04/02	1.88	1	GGB-FXD-040235-15Y-1.875-1.000	---	---	---	---	---	---	---	---	---
6,000,000	1,000.00	0.75	Actual/Actual	18/06/2031	10	---	18/06	0.75	1	GGB-FXD-180631-10Y-0.750-1.000	---	---	---	---	---	---	---	---	---
3,600,000	1,000.00	3.88	Actual/Actual	15/06/2028	5	---	15/06	3.88	1	GGB-FXD-150628-05Y-3.875-1.000	---	---	---	---	---	---	---	---	---
5,962,747,327	1.00	3.75	Actual/Actual	30/01/2028	10	---	/02 - 02/02 - 31/	3.75	1	GGB-FXD-300128-10Y-3.750-1.000	---	---	---	85.4610 13/07/2018	---	---	1.0000	B	28/11/2018
7,067,309,386	1.00	3.90	Actual/Actual	30/01/2033	15	---	/02 - 02/02 - 31/	3.90	1	GGB-FXD-300133-15Y-3.900-1.000	---	---	---	78.6730 13/07/2018	---	---	1.0000	B	28/11/2018
5,622,848,349	1.00	4.00	Actual/Actual	30/01/2037	19	---	/02 - 02/02 - 31/	4.00	1	GGB-FXD-300137-19Y-4.000-1.000	---	---	---	77.0370 13/07/2018	---	---	1.0000	B	28/11/2018
5,476,770,669	1.00	4.20	Actual/Actual	30/01/2042	24	---	/02 - 02/02 - 31/	4.20	1	GGB-FXD-300142-24Y-4.200-1.000	---	---	---	77.7640 13/07/2018	---	---	1.0000	B	28/11/2018
4,950,000	1,000.00	3.38	Actual/Actual	15/06/2034	10	---	15/06	3.38	1	GGB-FXD-150634-10Y-3.375-1.000	---	---	---	---	---	---	---	---	---
41,118,344	1.00	4.30	Actual/Actual	24/02/2027	15	---	24/02	4.30	1	GGB-FXD-240227-15Y-2.000-1.000	---	---	---	10.0000 22/06/2015	---	---	---	---	---
45,137,734	1.00	4.30	Actual/Actual	24/02/2028	16	---	24/02	4.30	1	GGB-FXD-240228-16Y-2.000-1.000	---	---	---	10.0000 22/06/2015	---	---	---	---	---
61,768,888	1.00	4.30	Actual/Actual	24/02/2029	17	---	24/02	4.30	1	GGB-FXD-240229-17Y-2.000-1.000	---	---	---	10.0000 22/06/2015	---	---	---	---	---
54,567,744	1.00	4.30	Actual/Actual	24/02/2030	18	---	24/02	4.30	1	GGB-FXD-240230-18Y-2.000-1.000	---	---	---	10.0000 22/06/2015	---	---	---	---	---
37,541,515	1.00	4.30	Actual/Actual	24/02/2031	19	---	24/02	4.30	1	GGB-FXD-240231-19Y-2.000-1.000	---	---	---	10.0000 22/06/2015	---	---	---	---	---
37,558,317	1.00	4.30	Actual/Actual	24/02/2032	20	---	24/02	4.30	1	GGB-FXD-240232-20Y-2.000-1.000	---	---	---	10.0000 22/06/2015	---	---	---	---	---
37,473,732	1.00	4.30	Actual/Actual	24/02/2033	21	---	24/02	4.30	1	GGB-FXD-240233-21Y-2.000-1.000	---	---	---	10.0000 22/06/2015	---	---	---	---	---
33,888,293	1.00	4.30	Actual/Actual	24/02/2034	22	---	24/02	4.30	1	GGB-FXD-240234-22Y-2.000-1.000	---	---	---	10.0000 22/06/2015	---	---	---	---	---
35,177,800	1.00	4.30	Actual/Actual	24/02/2035	23	---	24/02	4.30	1	GGB-FXD-240235-23Y-2.000-1.000	---	---	---	10.0000 22/06/2015	---	---	---	---	---
35,547,268	1.00	4.30	Actual/Actual	24/02/2036	24	---	24/02	4.30	1	GGB-FXD-240236-24Y-2.000-1.000	---	---	---	10.0000 22/06/2015	---	---	---	---	---
40,246,306	1.00	4.30	Actual/Actual	24/02/2037	25	---	24/02	4.30	1	GGB-FXD-240237-25Y-2.000-1.000	---	---	---	10.0000 22/06/2015	---	---	---	---	---
37,643,952	1.00	4.30	Actual/Actual	24/02/2038	26	---	24/02	4.30	1	GGB-FXD-240238-26Y-2.000-1.000	---	---	---	10.0000 22/06/2015	---	---	---	---	---
36,977,100	1.00	4.30	Actual/Actual	24/02/2039	27	---	24/02	4.30	1	GGB-FXD-240239-27Y-2.000-1.000	---	---	---	10.0000 22/06/2015	---	---	---	---	---
41,615,000	1.00	4.30	Actual/Actual	24/02/2040	28	---	24/02	4.30	1	GGB-FXD-240240-28Y-2.000-1.000	---	---	---	10.0000 22/06/2015	---	---	---	---	---
42,227,208	1.00	4.30	Actual/Actual	24/02/2041	29	---	24/02	4.30	1	GGB-FXD-240241-29Y-2.000-1.000	---	---	---	10.0000 22/06/2015	---	---	---	---	---
68,288,487	1.00	4.30	Actual/Actual	24/02/2042	30	---	24/02	4.30	1	GGB-FXD-240242-30Y-2.000-1.000	---	---	---	10.0000 22/06/2015	---	---	---	---	---
4,700,000	1,000.00	3.88	Actual/Actual	12/03/2029	10	---	12/03	3.88	1	GGB-FXD-120329-10Y-3.875-1.000	---	---	---	---	---	---	100.0000	B	15/10/2019
5,500,000	1,000.00	1.50	Actual/Actual	18/06/2030	10	---	18/06	1.50	1	GGB-FXD-180630-10Y-1.500-1.000	---	---	---	---	---	---	---	---	---
5,500,000	1,000.00	4.38	Actual/Actual	18/07/2038	15	---	18/07	4.38	1	GGB-FXD-180738-15Y-4.375-1.000	---	---	---	---	---	---	---	---	---
40,000	1,000.00	2.72	FLR Actual/360	18/09/2026	1	---	18/09 - 18/03	---	1	GGB-FLT-180926-01Y-2.717-1.000	---	---	---	---	---	---	---	---	---
4,300,000	1,000.00	3.38	Actual/Actual	16/06/2036	10	---	16/06	3.38	1	GGB-FXD-160636-10Y-3.375-1000.00	---	---	---	---	---	---	---	---	---
5,364,250	1,000.00	3.25	Actual/Actual	20/03/2050	30	---	20/03	3.25	1	GGB-FXD-200350-30Y-3.250-1.000	---	---	---	---	---	---	---	---	---
4,500,000	1,000.00	3.63	Actual/Actual	15/06/2035	10	---	15/06	3.63	1	GGB-FXD-150635-10Y-3.625-1000.00	---	---	---	---	---	---	---	---	---
3,924,361	1,000.00	2.00	Actual/Actual	22/04/2027	7	---	22/04	2.00	1	GGB-FXD-220427-07Y-2.000-1.000	---	---	---	---	---	---	99.9000	B	22/04/2020
2,298,012	1,000.00	1.88	Actual/Actual	23/07/2026	7	---	23/07	1.88	1	GGB-FXD-230726-07Y-1.875-1.000	---	---	---	---	---	---	---	---	---
4,900,000	1,000.00	4.25	Actual/Actual	15/06/2033	10	---	15/06	4.25	1	GGB-FXD-150633-10Y-4.250-1.000	---	---	---	---	---	---	---	---	---

## Government Bonds Notes

Transactions Volume = (Pieces) \* (Nominal Price). Transactions Value = (Pieces) \* (Nominal Price) \* (price %) + (Accrued interest).

The Value of current coupon for the issues with NV 0.01 euro refers to NV 100 euros

FLR: Floating Interest Rate.

[1] - The Expiration Date of the interest bearing period and the Date for coupon payment.

## Government Bonds

Number Listed Bonds	Nominal price	Today's Rate	Accrued Interest Calc	Exp. Date [1]	Duration (years)	Note	Coupons Date	Curr. coupon value	Trading Unit	Government Bonds	Price min	Price max	Closing price	Previous closing price/date	Volume	Transactions Value	Price	Last order Buy / Sell	Date
3,500,000	1,000.00	1.88	Actual/Actual	24/01/2052	30	---	24/01	1.88	1	GGB-FXD-240152-30Y-1.875-1.000	---	---	---	---	---	---	---	---	---
3,700,000	1,000.00	1.75	Actual/Actual	18/06/2032	10	---	18/06	1.75	1	GGB-FXD-180632-10Y-1.750-1.000	---	---	---	---	---	---	---	---	---
2,200,000	1,000.00	1.13	FLR Actual/360	15/12/2027	5	---	- 15/03 - 15/09 -	---	1	GGB-FLT-151227-05Y-1.130-1.000	---	---	---	---	---	---	102.1600	B	30/12/2022

## Government Bonds Notes

Transactions Volume = (Pieces) \* (Nominal Price). Transactions Value = (Pieces) \* (Nominal Price) \* (price %) + (Accrued interest).

The Value of current coupon for the issues with NV 0.01 euro refers to NV 100 euros

FLR: Floating Interest Rate.

[1] - The Expiration Date of the interest bearing period and the Date for coupon payment.

Treasury Bills & Zero Coupon Government Bonds

Issue Date	13-Week Maturity									26-Week Maturity									52-Week Maturity								
	Exp. Date	Initial Rate	Num Listed Bonds	Nominal price	Issue price	Last Trade Price	Last Trade Date	Volume Traded	Note	Exp. Date	Initial Rate	Num Listed Bonds	Nominal price	Issue price	Last Trade Price	Last Trade Date	Volume Traded	Note	Exp. Date	Initial Rate	Num Listed Bonds	Nominal price	Issue price	Last Trade Price	Last Trade Date	Volume Traded	Note
06/06/2025	---	---	---	---	---	---	---	---	---	---	---	---	---	---	---	---	---	---	06/06/2026	1.84	600,000	1,000.00	981.74	---	---	---	---
05/09/2025	---	---	---	---	---	---	---	---	---	---	---	---	---	---	---	---	---	---	04/09/2026	1.97	600,000	1,000.00	0.00	---	---	---	---
05/12/2025	---	---	---	---	---	---	---	---	---	---	---	---	---	---	---	---	---	---	04/12/2026	2.03	600,000	1,000.00	997.90	---	---	---	---
06/03/2026	---	---	---	---	---	---	---	---	---	---	---	---	---	---	---	---	---	---	05/03/2027	1.97	500,000	1,000.00	980.45	---	---	---	---

Bonds in Circulation	Currency / Min nominal traded Value	Coupons Payment Date	Current Coupon Value	Note	Coupon	Trading Unit	Issue Date	Duration (years)	Today's Interest	A.I.C in days	Bonds	Last price of previous days		Last Outcry in Cash (euro)			Trades in Pieces	Life min	Life Max
												Price	Buy / Sell	Date	Price	Buy / Sell			
<b>Corporate Bonds in Foreign Currency and Euro</b>																			
103,746	GBP / 10	01/12	0.25	---	67	1	01/12/1930	98	2.5	360	National Mortgage Bank	2.27	05/02/1996	2.27	S	05/02/1996	---	2.27	2.27
0	GBP / 10	01/12	0.25	---	69	1	01/12/1928	100	2.5	360	National Mortgage Bank	---	---	---	---	---	---	---	---

## Government Bonds Notes

A.I.C: Accrued Interest Calculation base.

FLR: Floating Interest Rate.

The minimum tradeable Nominal Value for all Demeterialised Government Titles is 100 Euros.

(μτφρ-0)

Underlying Asset				Derivatives Market													
Price max	Price min	Closing price	change	Delivery Month	Open price	Price max	Price min	Last price	Closing price	Last Bid	Last Ask	Fixing price*	Life high	Life low	Trades	Volume	Open Interest
<b>FTSE/Athex Large Cap</b> (Trade Unit: 1 Index Point x 2E, Cash Settlement)																	
5,257.63	5,179.69	5,220.10	0.03%	April 2026	5,202.00	5,265.00	5,182.00	5,215.00	5,215.00	---	---	---	5,883.25	---	225	928	6,190
				May 2026	5,181.00	5,241.50	5,172.00	5,215.75	5,215.75	---	---	---	5,447.50	---	22	122	165
				June 2026	---	---	---	---	5,243.50	---	---	---	---	---	---	---	---
				September 2026	---	---	---	---	5,270.00	---	---	---	---	---	---	---	---
				December 2026	---	---	---	---	5,296.50	---	---	---	---	---	---	---	---
				March 2027	---	---	---	---	5,322.75	---	---	---	---	---	---	---	---
<b>FTSE/Athex Banks</b> (Trade Unit: 1 Index Point x 15E, Cash Settlement)																	
2,260.67	2,202.99	2,232.80	-0.05%	June 2026	2,233.00	2,233.00	2,193.00	2,223.50	2,223.50	---	---	---	2,338.00	---	20	40	3,020
				September 2026	---	---	---	---	2,256.00	---	---	---	---	---	---	---	---
				December 2026	---	---	---	---	2,267.25	---	---	---	---	---	---	---	---
				March 2027	---	---	---	---	2,278.50	---	---	---	---	---	---	---	---
<b>MSCI GREECE REBASED</b> (Trade Unit: 1 Index Point x 2E, Cash Settlement)																	
8,093.63	7,919.47	8,017.34	0.12%	April 2026	---	---	---	---	7,935.00	---	---	---	9,279.50	---	---	---	---
				May 2026	---	---	---	---	8,031.00	---	---	---	---	---	---	---	---
				June 2026	---	---	---	---	8,046.50	---	---	---	---	---	---	---	---
				July 2026	---	---	---	---	8,059.00	---	---	---	---	---	---	---	---
				August 2026	---	---	---	---	8,074.50	---	---	---	---	---	---	---	---
				September 2026	---	---	---	---	8,087.00	---	---	---	---	---	---	---	---
				December 2026	---	---	---	---	8,127.50	---	---	---	---	---	---	---	---
				March 2027	---	---	---	---	8,168.00	---	---	---	---	---	---	---	---

Derivatives notes - <https://www.athexgroup.gr/en/market-data/statistics/eod-closing-prices/>

Fixing prices and final open positions can be retrieved from the following path <http://www.athexgroup.gr/en/market-data/statistics/eod-closing-prices>

Underlying Asset				Derivatives Market													
Price max	Price min	Closing price	change	Delivery Month	Open price	Price max	Price min	Last price	Closing price	Last Bid	Last Ask	Fixing price*	Life high	Life low	Trades	Volume	Open Interest
<b>ADMIE (IPTO) HOLDING S.A. (CR)</b>				(Contract Size: 100 Securities, Physical Delivery)													
2.86	2.785	2.815	-0.53%	June 2026	2.82	2.82	2.82	2.82	2.82	---	---	---	2.92	---	2	30	8,631
				September 2026	---	---	---	---	2.86	---	---	---	---	---	---	---	---
				December 2026	---	---	---	---	2.87	---	---	---	---	---	---	---	---
				March 2027	---	---	---	---	2.89	---	---	---	---	---	---	---	---
<b>AEGEAN AIRLINES (CR)</b>				(Contract Size: 100 Securities, Physical Delivery)													
12	11.84	11.84	-0.67%	June 2026	11.06	11.06	10.97	10.97	10.97	---	---	---	15.15	---	4	23	2,686
				September 2026	---	---	---	---	12.04	---	---	---	---	---	---	---	---
				December 2026	---	---	---	---	12.10	---	---	---	---	---	---	---	---
				March 2027	---	---	---	---	12.16	---	---	---	---	---	---	---	---
<b>AKTOR S.A. HOLDING CO. (CR)</b>				(Contract Size: 100 Securities, Physical Delivery)													
10.3	10.02	10.3	0.78%	June 2026	10.14	10.28	10.13	10.14	10.14	---	---	---	10.83	---	8	56	94,862
				September 2026	---	---	---	---	10.32	---	---	---	---	---	---	---	---
				December 2026	---	---	---	---	10.37	---	---	---	---	---	---	---	---
				March 2027	---	---	---	---	10.42	---	---	---	---	---	---	---	---
<b>Allwyn AG (CR)</b>				(Contract Size: 100 Securities, Physical Delivery)													
14.23	13.86	13.91	-1.21%	June 2026	13.42	13.45	13.11	13.11	13.11	---	---	---	15.54	---	38	156	4,984
				September 2026	---	---	---	---	14.22	---	---	---	---	---	---	---	---
				December 2026	---	---	---	---	14.29	---	---	---	---	---	---	---	---
				March 2027	---	---	---	---	14.36	---	---	---	---	---	---	---	---
<b>ALPHA BANK (CR)</b>				(Contract Size: 100 Securities, Physical Delivery)													
3.24	3.127	3.153	-1.44%	June 2026	3.16	3.25	3.13	3.15	3.15	---	---	---	4.50	---	270	4,674	57,809
				September 2026	---	---	---	---	3.23	---	---	---	---	---	---	---	---
				December 2026	---	---	---	---	3.25	---	---	---	---	---	---	---	---
				March 2027	---	---	---	---	3.26	---	---	---	---	---	---	---	---
<b>ATHENS INTL AIRPORT (CR)</b>				(Contract Size: 100 Securities, Physical Delivery)													
10.89	10.57	10.69	0.85%	June 2026	10.12	10.16	10.12	10.14	10.14	---	---	---	11.47	---	3	6	209
				September 2026	---	---	---	---	10.70	---	---	---	---	---	---	---	---
				December 2026	---	---	---	---	10.76	---	---	---	---	---	---	---	---
				March 2027	---	---	---	---	10.81	---	---	---	---	---	---	---	---
<b>AUTOHELLAS SA (CR)</b>				(Contract Size: 100 Securities, Physical Delivery)													
11.12	10.9	11	0.00%	June 2026	---	---	---	---	10.31	---	---	---	11.05	---	---	---	122
				September 2026	---	---	---	---	11.11	---	---	---	---	---	---	---	---
				December 2026	---	---	---	---	11.16	---	---	---	---	---	---	---	---
				March 2027	---	---	---	---	11.22	---	---	---	---	---	---	---	---

Derivatives notes - <https://www.athexgroup.gr/en/market-data/statistics/eod-closing-prices/>

Fixing prices and final open positions can be retrieved from the following path <http://www.athexgroup.gr/en/market-data/statistics/eod-closing-prices>

Underlying Asset				Derivatives Market													
Price max	Price min	Closing price	change	Delivery Month	Open price	Price max	Price min	Last price	Closing price	Last Bid	Last Ask	Fixing price*	Life high	Life low	Trades	Volume	Open Interest
<b>AVAX S.A. (CR)</b>				(Contract Size: 100 Securities, Physical Delivery)													
3.025	2.925	2.95	-0.67%	June 2026	3.00	3.01	2.95	2.95	2.95	---	---	---	3.24	---	12	70	2,156
				September 2026	---	---	---	---	3.00	---	---	---	---	---	---	---	---
				December 2026	---	---	---	---	3.01	---	---	---	---	---	---	---	---
				March 2027	---	---	---	---	3.03	---	---	---	---	---	---	---	---
<b>BALLY'S INTRALOT (CR)</b>				(Contract Size: 100 Securities, Physical Delivery)													
0.898	0.863	0.87	-2.69%	June 2026	0.885	0.885	0.865	0.866	0.866	---	---	---	1.10	---	21	2,640	1,248,169
				September 2026	---	---	---	---	0.903	---	---	---	---	---	---	---	---
				December 2026	---	---	---	---	0.907	---	---	---	---	---	---	---	---
				March 2027	---	---	---	---	0.912	---	---	---	---	---	---	---	---
<b>BANK OF CYPRUS (CR)</b>				(Contract Size: 100 Securities, Physical Delivery)													
8.54	8.22	8.32	-1.42%	June 2026	7.85	7.86	7.79	7.79	7.79	---	---	---	9.07	---	11	304	1,451
				September 2026	---	---	---	---	8.52	---	---	---	---	---	---	---	---
				December 2026	---	---	---	---	8.57	---	---	---	---	---	---	---	---
				March 2027	---	---	---	---	8.61	---	---	---	---	---	---	---	---
<b>CC HBC AG (CR)</b>				(Contract Size: 100 Securities, Physical Delivery)													
50	49.24	49.68	1.72%	June 2026	48.60	48.60	48.60	48.60	48.60	---	---	---	52.01	---	1	5	98
				September 2026	---	---	---	---	49.32	---	---	---	---	---	---	---	---
				December 2026	---	---	---	---	49.57	---	---	---	---	---	---	---	---
				March 2027	---	---	---	---	49.82	---	---	---	---	---	---	---	---
<b>CENERGY HOLDINGS (CB)</b>				(Contract Size: 100 Securities, Physical Delivery)													
19.12	18.04	18.98	3.49%	June 2026	18.73	19.16	18.73	18.90	18.90	---	---	---	21.05	---	49	255	3,667
				September 2026	---	---	---	---	18.52	---	---	---	---	---	---	---	---
				December 2026	---	---	---	---	18.61	---	---	---	---	---	---	---	---
				March 2027	---	---	---	---	18.71	---	---	---	---	---	---	---	---
<b>CrediaBank (CR)</b>				(Contract Size: 100 Securities, Physical Delivery)													
1.336	1.276	1.28	-3.76%	June 2026	1.24	1.25	1.20	1.20	1.20	---	---	---	1.38	---	109	2,314	18,583
				September 2026	---	---	---	---	1.34	---	---	---	---	---	---	---	---
				December 2026	---	---	---	---	1.35	---	---	---	---	---	---	---	---
				March 2027	---	---	---	---	1.36	---	---	---	---	---	---	---	---
<b>ELLAKTOR (CR)</b>				(Contract Size: 100 Securities, Physical Delivery)													
1.256	1.224	1.246	-0.16%	June 2026	---	---	---	---	1.22	---	---	---	1.34	---	---	---	1,522
				September 2026	---	---	---	---	1.26	---	---	---	---	---	---	---	---
				December 2026	---	---	---	---	1.27	---	---	---	---	---	---	---	---
				March 2027	---	---	---	---	1.27	---	---	---	---	---	---	---	---

Derivatives notes - <https://www.athexgroup.gr/en/market-data/statistics/eod-closing-prices/>

Fixing prices and final open positions can be retrieved from the following path <http://www.athexgroup.gr/en/market-data/statistics/eod-closing-prices>

Underlying Asset				Derivatives Market													
Price max	Price min	Closing price	change	Delivery Month	Open price	Price max	Price min	Last price	Closing price	Last Bid	Last Ask	Fixing price*	Life high	Life low	Trades	Volume	Open Interest
<b>ELVALHALCOR (CR)</b>				(Contract Size: 100 Securities, Physical Delivery)													
3.495	3.345	3.465	1.17%	June 2026	3.44	3.50	3.44	3.45	3.45	---	---	---	4.03	---	11	64	3,076
				September 2026	---	---	---	---	3.46	---	---	---	---	---	---	---	---
				December 2026	---	---	---	---	3.48	---	---	---	---	---	---	---	---
				March 2027	---	---	---	---	3.49	---	---	---	---	---	---	---	---
<b>EUROBANK (CR)</b>				(Contract Size: 100 Securities, Physical Delivery)													
3.37	3.246	3.31	0.92%	June 2026	3.26	3.30	3.21	3.26	3.26	---	---	---	3.90	---	71	3,474	28,996
				September 2026	---	---	---	---	3.31	---	---	---	---	---	---	---	---
				December 2026	---	---	---	---	3.33	---	---	---	---	---	---	---	---
				March 2027	---	---	---	---	3.35	---	---	---	---	---	---	---	---
<b>EYDAP S.A. (CR)</b>				(Contract Size: 100 Securities, Physical Delivery)													
9.4	9.04	9.1	-3.09%	June 2026	9.28	9.28	9.22	9.22	9.22	---	---	---	9.55	---	8	25	12,847
				September 2026	---	---	---	---	9.48	---	---	---	---	---	---	---	---
				December 2026	---	---	---	---	9.53	---	---	---	---	---	---	---	---
				March 2027	---	---	---	---	9.58	---	---	---	---	---	---	---	---
<b>FOURLIS (CR)</b>				(Contract Size: 100 Securities, Physical Delivery)													
4.445	4.32	4.445	2.54%	June 2026	4.33	4.39	4.32	4.39	4.39	---	---	---	4.64	---	46	230	5,090
				September 2026	---	---	---	---	4.38	---	---	---	---	---	---	---	---
				December 2026	---	---	---	---	4.40	---	---	---	---	---	---	---	---
				March 2027	---	---	---	---	4.42	---	---	---	---	---	---	---	---
<b>GEK TERNA (CR)</b>				(Contract Size: 100 Securities, Physical Delivery)													
34.42	33.64	33.74	-0.65%	June 2026	34.27	34.27	33.90	33.90	33.90	---	---	---	37.20	---	10	23	6,142
				September 2026	---	---	---	---	34.30	---	---	---	---	---	---	---	---
				December 2026	---	---	---	---	34.47	---	---	---	---	---	---	---	---
				March 2027	---	---	---	---	34.64	---	---	---	---	---	---	---	---
<b>HELLENIC EXCHANGES-A.S.E. (CR)</b>				(Contract Size: 100 Securities, Physical Delivery)													
7.08	7	7.04	0.57%	June 2026	6.97	6.99	6.96	6.99	6.99	---	---	---	7.14	---	7	26	429
				September 2026	---	---	---	---	7.07	---	---	---	---	---	---	---	---
				December 2026	---	---	---	---	7.10	---	---	---	---	---	---	---	---
				March 2027	---	---	---	---	7.14	---	---	---	---	---	---	---	---
<b>HELLENiQ ENERGY (CR)</b>				(Contract Size: 100 Securities, Physical Delivery)													
9.635	9.155	9.6	1.43%	June 2026	9.30	9.65	9.30	9.59	9.59	---	---	---	10.55	---	20	50	4,504
				September 2026	---	---	---	---	9.56	---	---	---	---	---	---	---	---
				December 2026	---	---	---	---	9.61	---	---	---	---	---	---	---	---
				March 2027	---	---	---	---	9.65	---	---	---	---	---	---	---	---

Derivatives notes - <https://www.athexgroup.gr/en/market-data/statistics/eod-closing-prices/>

Fixing prices and final open positions can be retrieved from the following path <http://www.athexgroup.gr/en/market-data/statistics/eod-closing-prices>

Underlying Asset				Derivatives Market													
Price max	Price min	Closing price	change	Delivery Month	Open price	Price max	Price min	Last price	Closing price	Last Bid	Last Ask	Fixing price*	Life high	Life low	Trades	Volume	Open Interest
<b>INTRACOM HOLDINGS (CR)</b>				(Contract Size: 100 Securities, Physical Delivery)													
2.895	2.825	2.835	-1.39%	June 2026	2.83	2.88	2.82	2.82	2.82	---	---	---	3.19	---	15	111	10,925
				September 2026	---	---	---	---	2.90	---	---	---	---	---	---	---	---
				December 2026	---	---	---	---	2.92	---	---	---	---	---	---	---	---
				March 2027	---	---	---	---	2.93	---	---	---	---	---	---	---	---
<b>JUMBO SA (CR)</b>				(Contract Size: 100 Securities, Physical Delivery)													
22.86	22.28	22.8	2.80%	June 2026	22.58	22.82	22.58	22.82	22.82	---	---	---	25.68	---	7	19	3,783
				September 2026	---	---	---	---	22.40	---	---	---	---	---	---	---	---
				December 2026	---	---	---	---	22.51	---	---	---	---	---	---	---	---
				March 2027	---	---	---	---	22.62	---	---	---	---	---	---	---	---
<b>LAMDA DEVELOPMENT SA (CR)</b>				(Contract Size: 100 Securities, Physical Delivery)													
6.05	5.96	6	-0.33%	June 2026	6.05	6.07	6.00	6.04	6.04	---	---	---	7.09	---	19	50	17,921
				September 2026	---	---	---	---	6.08	---	---	---	---	---	---	---	---
				December 2026	---	---	---	---	6.11	---	---	---	---	---	---	---	---
				March 2027	---	---	---	---	6.14	---	---	---	---	---	---	---	---
<b>METLEN PLC (CR)</b>				(Contract Size: 100 Securities, Physical Delivery)													
35.4	34.42	34.98	0.52%	June 2026	34.87	35.44	34.57	35.05	35.05	---	---	---	47.90	---	66	197	11,393
				September 2026	---	---	---	---	35.14	---	---	---	---	---	---	---	---
				December 2026	---	---	---	---	35.32	---	---	---	---	---	---	---	---
				March 2027	---	---	---	---	35.50	---	---	---	---	---	---	---	---
<b>MIG (CR)</b>				(Contract Size: 100 Securities, Physical Delivery)													
3.05	3	3.05	0.66%	June 2026	---	---	---	---	3.09	---	---	---	3.43	---	---	---	143
				September 2026	---	---	---	---	3.06	---	---	---	---	---	---	---	---
				December 2026	---	---	---	---	3.08	---	---	---	---	---	---	---	---
				March 2027	---	---	---	---	3.09	---	---	---	---	---	---	---	---
<b>MOTOR OIL (CR)</b>				(Contract Size: 100 Securities, Physical Delivery)													
37.76	36.1	37.2	-1.95%	June 2026	37.70	37.70	36.41	37.01	37.01	---	---	---	39.66	---	12	29	225
				September 2026	---	---	---	---	38.32	---	---	---	---	---	---	---	---
				December 2026	---	---	---	---	38.51	---	---	---	---	---	---	---	---
				March 2027	---	---	---	---	38.70	---	---	---	---	---	---	---	---
<b>NATIONAL BANK (CR)</b>				(Contract Size: 100 Securities, Physical Delivery)													
12.75	12.22	12.63	1.85%	June 2026	12.17	12.52	12.05	12.40	12.40	---	---	---	15.76	---	92	724	12,898
				September 2026	---	---	---	---	12.52	---	---	---	---	---	---	---	---
				December 2026	---	---	---	---	12.59	---	---	---	---	---	---	---	---
				March 2027	---	---	---	---	12.65	---	---	---	---	---	---	---	---

Derivatives notes - <https://www.athexgroup.gr/en/market-data/statistics/eod-closing-prices/>

Fixing prices and final open positions can be retrieved from the following path <http://www.athexgroup.gr/en/market-data/statistics/eod-closing-prices>

Underlying Asset				Derivatives Market													
Price max	Price min	Closing price	change	Delivery Month	Open price	Price max	Price min	Last price	Closing price	Last Bid	Last Ask	Fixing price*	Life high	Life low	Trades	Volume	Open Interest
<b>OPTIMA BANK (CR)</b>				(Contract Size: 100 Securities, Physical Delivery)													
8.61	8.42	8.46	-1.74%	June 2026	8.54	8.57	8.48	8.57	8.57	---	---	---	9.40	---	6	12	430
				September 2026	---	---	---	---	8.70	---	---	---	---	---	---	---	---
				December 2026	---	---	---	---	8.74	---	---	---	---	---	---	---	---
				March 2027	---	---	---	---	8.78	---	---	---	---	---	---	---	---
<b>OTE (CR)</b>				(Contract Size: 100 Securities, Physical Delivery)													
16.67	16.39	16.55	0.30%	June 2026	16.55	16.55	16.55	16.55	16.55	---	---	---	17.66	---	2	20	1,015
				September 2026	---	---	---	---	16.66	---	---	---	---	---	---	---	---
				December 2026	---	---	---	---	16.75	---	---	---	---	---	---	---	---
				March 2027	---	---	---	---	16.83	---	---	---	---	---	---	---	---
<b>P.P.A. S.A. (CR)</b>				(Contract Size: 100 Securities, Physical Delivery)													
36.25	35.55	36	1.12%	June 2026	---	---	---	---	36.93	---	---	---	38.56	---	---	---	47
				September 2026	---	---	---	---	35.95	---	---	---	---	---	---	---	---
				December 2026	---	---	---	---	36.13	---	---	---	---	---	---	---	---
				March 2027	---	---	---	---	36.31	---	---	---	---	---	---	---	---
<b>PIRAEUS BANK (CR)</b>				(Contract Size: 100 Securities, Physical Delivery)													
6.98	6.806	6.878	-1.83%	June 2026	7.01	7.01	6.87	6.93	6.93	---	---	---	8.90	---	282	3,711	51,279
				September 2026	---	---	---	---	7.08	---	---	---	---	---	---	---	---
				December 2026	---	---	---	---	7.11	---	---	---	---	---	---	---	---
				March 2027	---	---	---	---	7.15	---	---	---	---	---	---	---	---
<b>PPC (CR)</b>				(Contract Size: 100 Securities, Physical Delivery)													
18.16	17.49	17.56	-1.68%	June 2026	17.75	18.10	17.63	17.63	17.63	---	---	---	18.90	---	36	141	18,183
				September 2026	---	---	---	---	18.04	---	---	---	---	---	---	---	---
				December 2026	---	---	---	---	18.13	---	---	---	---	---	---	---	---
				March 2027	---	---	---	---	18.22	---	---	---	---	---	---	---	---
<b>QUEST HOLDINGS (CR)</b>				(Contract Size: 100 Securities, Physical Delivery)													
6.42	6.22	6.28	-1.10%	June 2026	---	---	---	---	6.23	---	---	---	6.57	---	---	---	206
				September 2026	---	---	---	---	6.41	---	---	---	---	---	---	---	---
				December 2026	---	---	---	---	6.44	---	---	---	---	---	---	---	---
				March 2027	---	---	---	---	6.48	---	---	---	---	---	---	---	---
<b>TITAN (CB)</b>				(Contract Size: 100 Securities, Physical Delivery)													
45.85	44.75	45.35	-0.33%	June 2026	45.30	45.55	45.30	45.41	45.41	---	---	---	46.61	---	6	14	467
				September 2026	---	---	---	---	45.95	---	---	---	---	---	---	---	---
				December 2026	---	---	---	---	46.18	---	---	---	---	---	---	---	---
				March 2027	---	---	---	---	46.41	---	---	---	---	---	---	---	---

Derivatives notes - <https://www.athexgroup.gr/en/market-data/statistics/eod-closing-prices/>

Fixing prices and final open positions can be retrieved from the following path <http://www.athexgroup.gr/en/market-data/statistics/eod-closing-prices>

Underlying Asset				Derivatives Market													
Price max	Price min	Closing price	change	Delivery Month	Open price	Price max	Price min	Last price	Closing price	Last Bid	Last Ask	Fixing price*	Life high	Life low	Trades	Volume	Open Interest
VIOHALCO SA/NV (CB)				(Contract Size: 100 Securities, Physical Delivery)													
12.58	12.12	12.3	-0.65%	June 2026	12.22	12.55	12.22	12.41	12.41	---	---	---	14.85	---	16	59	2,450
				September 2026	---	---	---	---	12.50	---	---	---	---	---	---	---	---
				December 2026	---	---	---	---	12.57	---	---	---	---	---	---	---	---
				March 2027	---	---	---	---	12.63	---	---	---	---	---	---	---	---

Derivatives notes - <https://www.athexgroup.gr/en/market-data/statistics/eod-closing-prices/>

Fixing prices and final open positions can be retrieved from the following path <http://www.athexgroup.gr/en/market-data/statistics/eod-closing-prices>



FTSE/Athex Large Cap

(Trade Unit: 1 Index Point x 2€ - Exercise Style: European, Cash Settlement)

Call Options															Put Options																				
Exercise Price	April 2026						May 2026						Other Months		April 2026						May 2026						Other Months		Exercise Price						
	Open price	Price max	Price min	Last price	Closing price	Volume	Open Interest	Open price	Price max	Price min	Last price	Closing price	Volume	Open Interest	Volume	Open Interest	Open price	Price max	Price min	Last price	Closing price	Volume	Open Interest	Open price	Price max	Price min	Last price	Closing price		Volume	Open Interest	Volume	Open Interest		
6,000	0.00	0.00	0.00	-	16.75	-	-	0.00	0.00	0.00	-	53.50	-	-			0.00	0.00	0.00	-	779.00	-	-	0.00	0.00	0.00	-	835.00	-	-			6,000		
6,050	0.00	0.00	0.00	-	13.75	-	-	0.00	0.00	0.00	-	47.25	-	-			0.00	0.00	0.00	-	826.00	-	-	0.00	0.00	0.00	-	879.00	-	-			6,050		
6,100	0.00	0.00	0.00	-	11.25	-	-	0.00	0.00	0.00	-	41.75	-	-			0.00	0.00	0.00	-	873.00	-	-	0.00	0.00	0.00	-	923.00	-	-			6,100		
6,150	0.00	0.00	0.00	-	9.00	-	-	0.00	0.00	0.00	-	37.00	-	-			0.00	0.00	0.00	-	921.00	-	-	0.00	0.00	0.00	-	968.00	-	-			6,150		
6,200	0.00	0.00	0.00	-	7.30	-	-	0.00	0.00	0.00	-	32.50	-	-			0.00	0.00	0.00	-	969.00	-	-	0.00	0.00	0.00	-	1,014.00	-	-			6,200		
6,250	0.00	0.00	0.00	-	5.90	-	-	0.00	0.00	0.00	-	28.50	-	-			0.00	0.00	0.00	-	1,018.00	-	-	0.00	0.00	0.00	-	1,060.00	-	-			6,250		
6,300	0.00	0.00	0.00	-	4.70	-	-	0.00	0.00	0.00	-	25.00	-	-			0.00	0.00	0.00	-	1,066.00	-	-	0.00	0.00	0.00	-	1,106.00	-	-			6,300		
6,350	0.00	0.00	0.00	-	3.80	-	-	0.00	0.00	0.00	-	22.00	-	-			0.00	0.00	0.00	-	1,115.00	-	-	0.00	0.00	0.00	-	1,153.00	-	-			6,350		
6,400	0.00	0.00	0.00	-	3.00	-	-	-	-	-	-	-	-	-			0.00	0.00	0.00	-	1,164.00	-	-	-	-	-	-	-	-	-			6,400		
6,450	0.00	0.00	0.00	-	2.40	-	-	-	-	-	-	-	-	-			0.00	0.00	0.00	-	1,214.00	-	-	-	-	-	-	-	-	-			6,450		
6,500	0.00	0.00	0.00	-	1.90	-	-	-	-	-	-	-	-	-			0.00	0.00	0.00	-	1,263.00	-	-	-	-	-	-	-	-	-			6,500		
6,550	0.00	0.00	0.00	-	1.50	-	-	-	-	-	-	-	-	-			0.00	0.00	0.00	-	1,313.00	-	-	-	-	-	-	-	-	-			6,550		
6,600	0.00	0.00	0.00	-	1.10	-	-	-	-	-	-	-	-	-			0.00	0.00	0.00	-	1,362.00	-	-	-	-	-	-	-	-	-			6,600		
6,650	0.00	0.00	0.00	-	0.89	-	-	-	-	-	-	-	-	-			0.00	0.00	0.00	-	1,412.00	-	-	-	-	-	-	-	-	-			6,650		
Totals:						143	828							31	198	0	0							77	1,103							254	360	0	0
Number of Trades:						6							2	0	0							8							12	0					

Allwyn AG (CR)

(Contract Size: 100 Securities, Exercise Style: American, Physical Delivery)

Call Options														Put Options																					
April 2026							May 2026							Other Months		April 2026							May 2026							Other Months		Exercise Price			
Open price	Price max	Price min	Last price	Closing price	Volume	Open Interest	Open price	Price max	Price min	Last price	Closing price	Volume	Open Interest	Volume	Open Interest	Open price	Price max	Price min	Last price	Closing price	Volume	Open Interest	Open price	Price max	Price min	Last price	Closing price	Volume	Open Interest	Volume	Open Interest				
9.500	0.000	0.000	0.000	4.59	-	-	0.000	0.000	0.000	0.000	4.61	-	-			0.000	0.000	0.000	0.001	-	-	0.000	0.000	0.000	0.001	-	-			0.095					
9.750	0.000	0.000	0.000	4.34	-	-	0.000	0.000	0.000	0.000	4.36	-	-			0.000	0.000	0.000	0.001	-	-	0.000	0.000	0.000	0.001	-	-			0.098					
10.000	0.000	0.000	0.000	4.09	-	-	0.000	0.000	0.000	0.000	4.11	-	-			0.000	0.000	0.000	0.001	-	-	0.000	0.000	0.000	0.002	-	-			0.100					
10.500	0.000	0.000	0.000	3.59	-	-	0.000	0.000	0.000	0.000	3.62	-	-			0.000	0.000	0.000	0.001	-	-	0.000	0.000	0.000	0.007	-	-			0.105					
11.000	0.000	0.000	0.000	3.09	-	-	0.000	0.000	0.000	0.000	3.13	-	-			0.000	0.000	0.000	0.001	-	-	0.000	0.000	0.000	0.020	-	-			0.110					
11.500	0.000	0.000	0.000	2.60	-	-	0.000	0.000	0.000	0.000	2.66	-	-			0.000	0.000	0.000	0.002	-	-	0.000	0.000	0.000	0.046	-	-			0.115					
12.000	0.000	0.000	0.000	2.10	-	-	0.000	0.000	0.000	0.000	2.21	-	-			0.000	0.000	0.000	0.008	-	-	0.000	0.000	0.000	0.093	-	-			0.120					
12.500	0.000	0.000	0.000	1.63	-	-	0.000	0.000	0.000	0.000	1.79	-	-			0.000	0.000	0.000	0.031	-	-	0.000	0.000	0.000	0.173	-	-			0.125					
13.000	0.000	0.000	0.000	1.19	-	-	0.000	0.000	0.000	0.000	1.41	-	-			0.000	0.000	0.000	0.090	-	-	0.000	0.000	0.000	0.294	-	-			0.130					
13.500	0.000	0.000	0.000	0.804	-	-	0.000	0.000	0.000	0.000	1.08	-	-			0.000	0.000	0.000	0.207	-	15	0.000	0.000	0.000	0.465	-	-			0.135					
14.000	0.000	0.000	0.000	0.503	-	-	0.000	0.000	0.000	0.000	0.808	-	-			0.000	0.000	0.000	0.405	-	45	0.000	0.000	0.000	0.690	-	-			0.140					
14.500	0.000	0.000	0.000	0.287	-	-	0.000	0.000	0.000	0.000	0.587	-	-			0.000	0.000	0.000	0.690	-	70	0.000	0.000	0.000	0.969	-	-			0.145					
15.000	0.000	0.000	0.000	0.148	-	15	0.282	0.282	0.282	0.282	0.282	15	15			0.000	0.000	0.000	1.05	-	90	0.000	0.000	0.000	1.30	-	-			0.150					
15.500	0.000	0.000	0.000	0.070	-	90	0.000	0.000	0.000	0.000	0.285	-	-			0.000	0.000	0.000	1.47	-	5	0.000	0.000	0.000	1.67	-	-			0.155					
16.000	0.000	0.000	0.000	0.030	-	-	0.000	0.000	0.000	0.000	0.189	-	-			0.000	0.000	0.000	1.94	-	-	0.000	0.000	0.000	2.07	-	-			0.160					
16.500	0.000	0.000	0.000	0.011	-	-	0.000	0.000	0.000	0.000	0.121	-	-			0.000	0.000	0.000	2.42	-	-	0.000	0.000	0.000	2.51	-	-			0.165					
17.000	0.000	0.000	0.000	0.004	-	-	0.000	0.000	0.000	0.000	0.075	-	-			0.000	0.000	0.000	2.92	-	-	0.000	0.000	0.000	2.97	-	-			0.170					
17.500	0.000	0.000	0.000	0.001	-	-	0.000	0.000	0.000	0.000	0.047	-	-			0.000	0.000	0.000	3.42	-	-	0.000	0.000	0.000	3.44	-	-			0.175					
18.000	0.000	0.000	0.000	0.002	-	-	0.000	0.000	0.000	0.000	0.029	-	-			0.000	0.000	0.000	3.92	-	-	0.000	0.000	0.000	3.93	-	-			0.180					
18.500	0.000	0.000	0.000	0.001	-	-	0.000	0.000	0.000	0.000	0.017	-	-			0.000	0.000	0.000	4.42	-	-	0.000	0.000	0.000	4.42	-	-			0.185					
19.000	0.000	0.000	0.000	0.001	-	-	0.000	0.000	0.000	0.000	0.009	-	-			0.000	0.000	0.000	4.92	-	50	0.000	0.000	0.000	4.92	-	-			0.190					
19.500	0.000	0.000	0.000	0.001	-	-	0.000	0.000	0.000	0.000	0.005	-	-			0.000	0.000	0.000	5.42	-	50	0.000	0.000	0.000	5.42	-	-			0.195					
20.000	0.000	0.000	0.000	0.001	-	-	0.000	0.000	0.000	0.000	0.003	-	-			0.000	0.000	0.000	5.92	-	-	0.000	0.000	0.000	5.92	-	-			0.200					
21.000	0.000	0.000	0.000	0.001	-	-	0.000	0.000	0.000	0.000	0.001	-	-			0.000	0.000	0.000	6.92	-	-	0.000	0.000	0.000	6.92	-	-			0.210					
22.000	0.000	0.000	0.000	0.001	-	-	0.000	0.000	0.000	0.000	0.001	-	-			0.000	0.000	0.000	7.92	-	-	0.000	0.000	0.000	7.92	-	-			0.220					
23.000	0.000	0.000	0.000	0.001	-	-	0.000	0.000	0.000	0.000	0.001	-	-			0.000	0.000	0.000	8.92	-	-	0.000	0.000	0.000	8.92	-	-			0.230					
24.000	0.000	0.000	0.000	0.001	-	-						-	-			0.000	0.000	0.000	9.92	-	-					-	-			0.240					
25.000	0.000	0.000	0.000	0.001	-	-						-	-			0.000	0.000	0.000	10.92	-	-					-	-			0.250					
26.000	0.000	0.000	0.000	0.001	-	-						-	-			0.000	0.000	0.000	11.92	-	-					-	-			0.260					
27.000					-	-						-	-														-	-			0.270				
28.000					-	-						-	-														-	-			0.280				
29.000					-	-						-	-														-	-			0.290				
30.000					-	-						-	-														-	-			0.300				
Totals:					0	105						15	15	0	0							0	325									0	10	0	0
Number of Trades:					0							1		0								0.00										0	0		

ALPHA BANK (CR)

(Contract Size: 100 Securities, Exercise Style: American, Physical Delivery)

Call Options																Put Options																
Exercise Price	April 2026						May 2026						Other Months		April 2026						May 2026						Other Months		Exercise Price			
	Open price	Price max	Price min	Last price	Closing price	Volume	Open Interest	Open price	Price max	Price min	Last price	Closing price	Volume	Open Interest	Volume	Open Interest	Open price	Price max	Price min	Last price	Closing price	Volume	Open Interest	Open price	Price max	Price min	Last price	Closing price		Volume	Open Interest	Volume
2.000						-	-						-	-								-	-									0.020
2.100	0.000	0.000	0.000		1.10	-	-	0.000	0.000	0.000		1.11	-	-			0.000	0.000	0.000		0.001	-	-	0.000	0.000	0.000		0.003	-	-		0.021
2.200	0.000	0.000	0.000		1.00	-	-	0.000	0.000	0.000		1.01	-	-			0.000	0.000	0.000		0.001	-	-	0.000	0.000	0.000		0.006	-	-		0.022
2.300	0.000	0.000	0.000		0.903	-	-	0.000	0.000	0.000		0.917	-	-			0.000	0.000	0.000		0.001	-	-	0.000	0.000	0.000		0.010	-	-		0.023
2.400	0.000	0.000	0.000		0.804	-	-	0.000	0.000	0.000		0.824	-	-			0.000	0.000	0.000		0.001	-	-	0.000	0.000	0.000		0.017	-	-		0.024
2.500	0.000	0.000	0.000		0.707	-	-	0.000	0.000	0.000		0.735	-	-			0.000	0.000	0.000		0.003	-	-	0.000	0.000	0.000		0.028	-	-		0.025
2.600	0.000	0.000	0.000		0.611	-	-	0.000	0.000	0.000		0.650	-	-			0.000	0.000	0.000		0.008	-	-	0.000	0.000	0.000		0.043	-	-		0.026
2.700	0.000	0.000	0.000		0.519	-	-	0.000	0.000	0.000		0.569	-	-			0.000	0.000	0.000		0.015	-	-	0.000	0.000	0.000		0.061	-	-		0.027
2.800	0.000	0.000	0.000		0.432	-	-	0.000	0.000	0.000		0.496	-	-			0.000	0.000	0.000		0.028	-	-	0.000	0.000	0.000		0.088	-	-		0.028
2.900	0.000	0.000	0.000		0.352	-	-	0.000	0.000	0.000		0.427	-	5			0.000	0.000	0.000		0.048	-	-	0.000	0.000	0.000		0.119	-	-		0.029
3.000	0.000	0.000	0.000		0.279	-	-	0.000	0.000	0.000		0.364	-	-			0.000	0.000	0.000		0.076	-	10	0.000	0.000	0.000		0.155	-	-		0.030
3.100	0.000	0.000	0.000		0.216	-	-	0.000	0.000	0.000		0.309	-	-			0.000	0.000	0.000		0.113	-	-	0.000	0.000	0.000		0.200	-	-		0.031
3.200	0.000	0.000	0.000		0.163	-	15	0.000	0.000	0.000		0.257	-	-			0.000	0.000	0.000		0.159	-	-	0.000	0.000	0.000		0.248	-	-		0.032
3.300	0.000	0.000	0.000		0.121	-	-	0.210	0.210	0.210	0.210	0.210	15	15			0.000	0.000	0.000		0.217	-	-	0.000	0.000	0.000		0.307	-	-		0.033
3.400	0.000	0.000	0.000		0.087	-	-	0.000	0.000	0.000		0.176	-	-			0.000	0.000	0.000		0.283	-	-	0.000	0.000	0.000		0.368	-	-		0.034
3.500	0.000	0.000	0.000		0.062	-	-	0.000	0.000	0.000		0.146	-	-			0.000	0.000	0.000		0.358	-	-	0.000	0.000	0.000		0.437	-	-		0.035
3.600	0.000	0.000	0.000		0.042	-	-	0.000	0.000	0.000		0.117	-	-			0.000	0.000	0.000		0.438	-	-	0.000	0.000	0.000		0.508	-	-		0.036
3.700	0.000	0.000	0.000		0.027	-	5	0.000	0.000	0.000		0.096	-	-			0.000	0.000	0.000		0.524	-	-	0.000	0.000	0.000		0.587	-	-		0.037
3.800	0.000	0.000	0.000		0.018	-	-	0.000	0.000	0.000		0.075	-	-			0.000	0.000	0.000		0.615	-	-	0.000	0.000	0.000		0.667	-	-		0.038
3.900	0.000	0.000	0.000		0.012	-	-	0.000	0.000	0.000		0.061	-	-			0.000	0.000	0.000		0.709	-	-	0.000	0.000	0.000		0.753	-	-		0.039
4.000	0.000	0.000	0.000		0.007	-	-	0.000	0.000	0.000		0.047	-	-			0.000	0.000	0.000		0.804	-	-	0.000	0.000	0.000		0.839	-	-		0.040
4.250	0.000	0.000	0.000		0.002	-	-	0.000	0.000	0.000		0.025	-	-			0.000	0.000	0.000		1.05	-	-	0.000	0.000	0.000		1.07	-	-		0.043
4.400						-	-						-	-								-	-									0.044
4.500	0.000	0.000	0.000		0.001	-	-	0.000	0.000	0.000		0.013	-	-			0.000	0.000	0.000		1.30	-	-	0.000	0.000	0.000		1.31	-	-		0.045
4.750	0.000	0.000	0.000		0.003	-	-	0.000	0.000	0.000		0.007	-	-			0.000	0.000	0.000		1.55	-	-	0.000	0.000	0.000		1.55	-	-		0.048
4.800						-	-						-	-								-	-									0.048
5.000	0.000	0.000	0.000		0.001	-	-	0.000	0.000	0.000		0.003	-	-			0.000	0.000	0.000		1.80	-	-	0.000	0.000	0.000		1.80	-	-		0.050
5.250	0.000	0.000	0.000		0.001	-	-	0.000	0.000	0.000		0.002	-	-			0.000	0.000	0.000		2.05	-	-	0.000	0.000	0.000		2.05	-	-		0.053
5.500	0.000	0.000	0.000		0.001	-	-	0.000	0.000	0.000		0.001	-	-			0.000	0.000	0.000		2.30	-	-	0.000	0.000	0.000		2.30	-	-		0.055
5.750	0.000	0.000	0.000		0.001	-	-	0.000	0.000	0.000		0.001	-	-			0.000	0.000	0.000		2.55	-	-	0.000	0.000	0.000		2.55	-	-		0.058
6.000	0.000	0.000	0.000		0.001	-	-						-	-			0.000	0.000	0.000		2.80	-	-									0.060
6.250	0.000	0.000	0.000		0.001	-	-						-	-			0.000	0.000	0.000		3.05	-	-									0.063
6.500	0.000	0.000	0.000		0.001	-	-						-	-			0.000	0.000	0.000		3.30	-	-									0.065
6.750	0.000	0.000	0.000		0.001	-	-						-	-			0.000	0.000	0.000		3.55	-	-									0.068
7.000	0.000	0.000	0.000		0.001	-	-						-	-			0.000	0.000	0.000		3.80	-	-									0.070

ALPHA BANK (CR)

(Contract Size: 100 Securities, Exercise Style: American, Physical Delivery)

	Call Options														Put Options																					
	April 2026							May 2026							Other Months		April 2026							May 2026							Other Months					
Exercise Price	Open price	Price max	Price min	Last price	Closing price	Volume	Open Interest	Open price	Price max	Price min	Last price	Closing price	Volume	Open Interest	Volume	Open Interest	Open price	Price max	Price min	Last price	Closing price	Volume	Open Interest	Open price	Price max	Price min	Last price	Closing price	Volume	Open Interest	Volume	Open Interest	Exercise Price			
Totals:						0	20						15	20	0	0						0	10						0	0	0	0				
Number of Trades:						0							1		0							0.00						0		0						

NATIONAL BANK (CR)

(Contract Size: 100 Securities, Exercise Style: American, Physical Delivery)

Call Options																	Put Options																		
April 2026																	May 2026										Other Months								
Exercise Price	Open price	Price max	Price min	Last price	Closing price	Volume	Open Interest	Open price	Price max	Price min	Last price	Closing price	Volume	Open Interest	Volume	Open Interest	Open price	Price max	Price min	Last price	Closing price	Volume	Open Interest	Open price	Price max	Price min	Last price	Closing price	Volume	Open Interest	Volume	Open Interest	Exercise Price		
8.250						-	-																											0.083	
8.400						-	-																											0.084	
8.500						-	-																											0.085	
8.750	0.000	0.000	0.000		3.66	-	-	0.000	0.000	0.000		3.70	-	-			0.000	0.000	0.000		0.001	-	-	0.000	0.000	0.000		0.020	-	-			0.088		
8.800						-	-																											0.088	
9.000	0.000	0.000	0.000		3.41	-	-	0.000	0.000	0.000		3.46	-	-			0.000	0.000	0.000		0.002	-	-	0.000	0.000	0.000		0.030	-	-			0.090		
9.200						-	-																											0.092	
9.250	0.000	0.000	0.000		3.17	-	-	0.000	0.000	0.000		3.22	-	-			0.000	0.000	0.000		0.004	-	-	0.000	0.000	0.000		0.044	-	-			0.093		
9.500	0.000	0.000	0.000		2.92	-	-	0.000	0.000	0.000		2.99	-	-			0.000	0.000	0.000		0.008	-	-	0.000	0.000	0.000		0.062	-	-			0.095		
9.600						-	-																											0.096	
9.750	0.000	0.000	0.000		2.68	-	-	0.000	0.000	0.000		2.77	-	-			0.000	0.000	0.000		0.015	-	-	0.000	0.000	0.000		0.087	-	-			0.098		
10.000	0.000	0.000	0.000		2.44	-	-	0.000	0.000	0.000		2.54	-	-			0.000	0.000	0.000		0.024	-	-	0.000	0.000	0.000		0.116	-	-			0.100		
10.500	0.000	0.000	0.000		1.98	-	-	0.000	0.000	0.000		2.13	-	-			0.000	0.000	0.000		0.063	-	-	0.000	0.000	0.000		0.201	-	-			0.105		
11.000	0.000	0.000	0.000		1.55	-	-	0.000	0.000	0.000		1.76	-	-			0.000	0.000	0.000		0.135	-	-	0.000	0.000	0.000		0.324	-	-			0.110		
11.500	0.000	0.000	0.000		1.17	-	-	0.000	0.000	0.000		1.42	-	-			0.000	0.000	0.000		0.252	-	-	0.000	0.000	0.000		0.489	-	-			0.115		
12.000	0.000	0.000	0.000		0.845	-	-	0.000	0.000	0.000		1.13	-	-			0.000	0.000	0.000		0.429	-	15	0.000	0.000	0.000		0.696	-	-			0.120		
12.500	0.000	0.000	0.000		0.589	-	-	0.000	0.000	0.000		0.878	-	-			0.560	0.560	0.560	0.560	0.560	10	-	0.000	0.000	0.000		0.944	-	-			0.125		
13.000	0.000	0.000	0.000		0.393	-	-	0.000	0.000	0.000		0.671	-	-			0.000	0.000	0.000		0.978	-	-	0.000	0.000	0.000		1.24	-	-			0.130		
13.500	0.000	0.000	0.000		0.252	-	30	0.610	0.610	0.610	0.610	0.610	10	50			0.000	0.000	0.000		1.34	-	-	0.000	0.000	0.000		1.58	-	-			0.135		
14.000	0.000	0.000	0.000		0.154	-	-	0.000	0.000	0.000		0.379	-	-			0.000	0.000	0.000		1.74	-	-	0.000	0.000	0.000		1.95	-	-			0.140		
14.500	0.000	0.000	0.000		0.091	-	-	0.000	0.000	0.000		0.272	-	-			0.000	0.000	0.000		2.18	-	-	0.000	0.000	0.000		2.34	-	-			0.145		
15.000	0.000	0.000	0.000		0.051	-	-	0.000	0.000	0.000		0.201	-	-			0.000	0.000	0.000		2.64	-	-	0.000	0.000	0.000		2.77	-	-			0.150		
15.500	0.000	0.000	0.000		0.028	-	-	0.000	0.000	0.000		0.142	-	-			0.000	0.000	0.000		3.12	-	-	0.000	0.000	0.000		3.21	-	-			0.155		
16.000	0.000	0.000	0.000		0.014	-	-	0.000	0.000	0.000		0.098	-	-			0.000	0.000	0.000		3.61	-	-	0.000	0.000	0.000		3.67	-	-			0.160		
16.500	0.000	0.000	0.000		0.007	-	-	0.000	0.000	0.000		0.070	-	-			0.000	0.000	0.000		4.10	-	-	0.000	0.000	0.000		4.14	-	-			0.165		
17.000	0.000	0.000	0.000		0.004	-	-	0.000	0.000	0.000		0.046	-	-			0.000	0.000	0.000		4.60	-	-	0.000	0.000	0.000		4.62	-	-			0.170		
17.500	0.000	0.000	0.000		0.002	-	-	0.000	0.000	0.000		0.033	-	-			0.000	0.000	0.000		5.10	-	-	0.000	0.000	0.000		5.11	-	-			0.175		
18.000	0.000	0.000	0.000		0.001	-	-	0.000	0.000	0.000		0.021	-	-			0.000	0.000	0.000		5.60	-	-	0.000	0.000	0.000		5.60	-	-			0.180		
18.500	0.000	0.000	0.000		0.001	-	-	0.000	0.000	0.000		0.015	-	-			0.000	0.000	0.000		6.10	-	-	0.000	0.000	0.000		6.10	-	-			0.185		
19.000	0.000	0.000	0.000		0.001	-	-	0.000	0.000	0.000		0.009	-	-			0.000	0.000	0.000		6.60	-	-	0.000	0.000	0.000		6.60	-	-			0.190		
19.500	0.000	0.000	0.000		0.001	-	-	0.000	0.000	0.000		0.006	-	-			0.000	0.000	0.000		7.10	-	-	0.000	0.000	0.000		7.10	-	-			0.195		
20.000	0.000	0.000	0.000		0.001	-	-										0.000	0.000	0.000		7.60	-	-									0.200			
21.000	0.000	0.000	0.000		0.001	-	-										0.000	0.000	0.000		8.60	-	-									0.210			
22.000	0.000	0.000	0.000		0.001	-	-										0.000	0.000	0.000		9.60	-	-									0.220			
Totals:						0	30							10	50	0	0							0	15							0	0	0	309
Number of Trades:						0							1	0							1.00							0	0						

OTE (CR)

(Contract Size: 100 Securities, Exercise Style: American, Physical Delivery)

Call Options																Put Options																	
April 2026								May 2026								Other Months		April 2026					May 2026					Other Months		Exercise Price			
Exerise Price	Open price	Price max	Price min	Last price	Closing price	Volume	Open Interest	Open price	Price max	Price min	Last price	Closing price	Volume	Open Interest	Volume	Open Interest	Open price	Price max	Price min	Last price	Closing price	Volume	Open Interest	Open price	Price max	Price min	Last price	Closing price	Volume		Open Interest	Volume	Open Interest
10.000						-	-							-	-									-	-								0.100
10.500						-	-							-	-									-	-								0.105
11.000	0.000	0.000	0.000		5.51	-	-	0.000	0.000	0.000		5.53	-	-			0.000	0.000	0.000		0.001	-	-	0.000	0.000	0.000		0.001	-	-		0.110	
11.500	0.000	0.000	0.000		5.02	-	-	0.000	0.000	0.000		5.03	-	-			0.000	0.000	0.000		0.001	-	-	0.000	0.000	0.000		0.001	-	-		0.115	
12.000	0.000	0.000	0.000		4.52	-	-	0.000	0.000	0.000		4.54	-	-			0.000	0.000	0.000		0.001	-	-	0.000	0.000	0.000		0.001	-	-		0.120	
12.500	0.000	0.000	0.000		4.02	-	-	0.000	0.000	0.000		4.04	-	-			0.000	0.000	0.000		0.001	-	-	0.000	0.000	0.000		0.003	-	-		0.125	
13.000	0.000	0.000	0.000		3.52	-	-	0.000	0.000	0.000		3.55	-	-			0.000	0.000	0.000		0.001	-	-	0.000	0.000	0.000		0.008	-	-		0.130	
13.500	0.000	0.000	0.000		3.02	-	-	0.000	0.000	0.000		3.06	-	-			0.000	0.000	0.000		0.002	-	-	0.000	0.000	0.000		0.021	-	-		0.135	
14.000	0.000	0.000	0.000		2.53	-	-	0.000	0.000	0.000		2.59	-	-			0.000	0.000	0.000		0.007	-	-	0.000	0.000	0.000		0.047	-	-		0.140	
14.500	0.000	0.000	0.000		2.04	-	-	0.000	0.000	0.000		2.14	-	-			0.000	0.000	0.000		0.023	-	-	0.000	0.000	0.000		0.095	-	-		0.145	
15.000	0.000	0.000	0.000		1.58	-	-	0.000	0.000	0.000		1.72	-	-			0.000	0.000	0.000		0.063	-	-	0.000	0.000	0.000		0.176	-	-		0.150	
15.500	0.000	0.000	0.000		1.16	-	-	0.000	0.000	0.000		1.34	-	-			0.000	0.000	0.000		0.144	-	-	0.000	0.000	0.000		0.299	-	-		0.155	
16.000	0.000	0.000	0.000		0.808	-	-	0.000	0.000	0.000		1.02	-	-			0.000	0.000	0.000		0.288	-	60	0.000	0.000	0.000		0.473	-	-		0.160	
16.500	0.000	0.000	0.000		0.520	-	-	0.000	0.000	0.000		0.745	-	-			0.000	0.000	0.000		0.499	-	45	0.000	0.000	0.000		0.701	-	-		0.165	
17.000	0.000	0.000	0.000		0.317	-	15	0.000	0.000	0.000		0.530	-	-			0.000	0.000	0.000		0.797	-	-	0.000	0.000	0.000		0.986	-	-		0.170	
17.500	0.000	0.000	0.000		0.177	-	15	0.000	0.000	0.000		0.365	-	-			0.000	0.000	0.000		1.16	-	-	0.000	0.000	0.000		1.32	-	-		0.175	
18.000	0.000	0.000	0.000		0.090	-	-	0.000	0.000	0.000		0.244	-	-			0.000	0.000	0.000		1.57	-	-	0.000	0.000	0.000		1.70	-	-		0.180	
18.500	0.000	0.000	0.000		0.044	-	-	0.000	0.000	0.000		0.158	-	-			0.000	0.000	0.000		2.03	-	-	0.000	0.000	0.000		2.12	-	-		0.185	
19.000	0.000	0.000	0.000		0.020	-	-	0.000	0.000	0.000		0.099	-	-			0.000	0.000	0.000		2.51	-	-	0.000	0.000	0.000		2.56	-	-		0.190	
19.500	0.000	0.000	0.000		0.008	-	-	0.000	0.000	0.000		0.059	-	-			0.000	0.000	0.000		3.00	-	-	0.000	0.000	0.000		3.03	-	-		0.195	
20.000	0.000	0.000	0.000		0.003	-	-	0.000	0.000	0.000		0.034	-	-			0.000	0.000	0.000		3.50	-	-	0.000	0.000	0.000		3.51	-	-		0.200	
21.000	0.000	0.000	0.000		0.001	-	-	0.000	0.000	0.000		0.011	-	-			0.000	0.000	0.000		4.50	-	-	0.000	0.000	0.000		4.50	-	-		0.210	
22.000	0.000	0.000	0.000		0.001	-	-	0.000	0.000	0.000		0.003	-	-			0.000	0.000	0.000		5.50	-	-	0.000	0.000	0.000		5.50	-	-		0.220	
23.000	0.000	0.000	0.000		0.001	-	-	0.000	0.000	0.000		0.001	-	-			0.000	0.000	0.000		6.50	-	-	0.000	0.000	0.000		6.50	-	-		0.230	
24.000	0.000	0.000	0.000		0.001	-	-	0.000	0.000	0.000		0.001	-	-			0.000	0.000	0.000		7.50	-	-	0.000	0.000	0.000		7.50	-	-		0.240	
25.000	0.000	0.000	0.000		0.001	-	-	0.000	0.000	0.000		0.001	-	-			0.000	0.000	0.000		8.50	-	-	0.000	0.000	0.000		8.50	-	-		0.250	
26.000	0.000	0.000	0.000		0.001	-	-	0.000	0.000	0.000		0.001	-	-			0.000	0.000	0.000		9.50	-	-	0.000	0.000	0.000		9.50	-	-		0.260	
Totals:						0	30						0	0	0	0						0	105					0	0	0	0		
Number of Trades:							0						0		0							0.00						0		0			

PIRAEUS BANK (CR)

(Contract Size: 100 Securities, Exercise Style: American, Physical Delivery)

Call Options														Put Options																		
April 2026							May 2026							Other Months		April 2026							May 2026							Other Months		Exercise Price
Open price	Price max	Price min	Last price	Closing price	Volume	Open Interest	Open price	Price max	Price min	Last price	Closing price	Volume	Open Interest	Volume	Open Interest	Open price	Price max	Price min	Last price	Closing price	Volume	Open Interest	Open price	Price max	Price min	Last price	Closing price	Volume	Open Interest	Volume	Open Interest	
4.250	0.000	0.000	0.000	2.77	-	-	0.000	0.000	0.000	2.77	-	-				0.000	0.000	0.000	0.001	-	-	0.000	0.000	0.000	0.001	-	-				0.043	
4.500	0.000	0.000	0.000	2.52	-	-	0.000	0.000	0.000	2.53	-	-				0.000	0.000	0.000	0.001	-	-	0.000	0.000	0.000	0.003	-	-				0.045	
4.750	0.000	0.000	0.000	2.27	-	-	0.000	0.000	0.000	2.28	-	-				0.000	0.000	0.000	0.002	-	-	0.000	0.000	0.000	0.007	-	-				0.048	
5.000	0.000	0.000	0.000	2.02	-	-	0.000	0.000	0.000	2.04	-	-				0.000	0.000	0.000	0.001	-	-	0.000	0.000	0.000	0.015	-	-				0.050	
5.250	0.000	0.000	0.000	1.77	-	-	0.000	0.000	0.000	1.80	-	-				0.000	0.000	0.000	0.004	-	-	0.000	0.000	0.000	0.030	-	-				0.053	
5.500	0.000	0.000	0.000	1.53	-	-	0.000	0.000	0.000	1.58	-	-				0.000	0.000	0.000	0.011	-	-	0.000	0.000	0.000	0.053	-	-				0.055	
5.750	0.000	0.000	0.000	1.29	-	-	0.000	0.000	0.000	1.36	-	-				0.000	0.000	0.000	0.025	-	-	0.000	0.000	0.000	0.088	-	-				0.058	
6.000	0.000	0.000	0.000	1.07	-	-	0.000	0.000	0.000	1.16	-	-				0.000	0.000	0.000	0.050	-	-	0.000	0.000	0.000	0.135	-	-				0.060	
6.250	0.000	0.000	0.000	0.860	-	-	0.000	0.000	0.000	0.979	-	-				0.000	0.000	0.000	0.092	-	-	0.000	0.000	0.000	0.201	-	-				0.063	
6.500	0.000	0.000	0.000	0.674	-	-	0.000	0.000	0.000	0.816	-	-				0.000	0.000	0.000	0.156	-	-	0.000	0.000	0.000	0.287	-	-				0.065	
6.750	0.000	0.000	0.000	0.514	-	-	0.000	0.000	0.000	0.669	-	-				0.000	0.000	0.000	0.245	-	-	0.000	0.000	0.000	0.390	-	-				0.068	
7.000	0.000	0.000	0.000	0.380	-	-	0.000	0.000	0.000	0.538	-	-				0.000	0.000	0.000	0.362	-	30	0.000	0.000	0.000	0.509	-	-				0.070	
7.250	0.000	0.000	0.000	0.274	-	-	0.000	0.000	0.000	0.434	-	-				0.000	0.000	0.000	0.505	-	-	0.000	0.000	0.000	0.655	-	-				0.073	
7.500	0.000	0.000	0.000	0.192	-	1,200	0.320	0.320	0.320	0.320	0.320	10	40			0.000	0.000	0.000	0.673	-	-	0.000	0.000	0.000	0.813	-	-				0.075	
7.750	0.000	0.000	0.000	0.131	-	1,200	0.000	0.000	0.000	0.266	-	-				0.000	0.000	0.000	0.862	-	-	0.000	0.000	0.000	0.986	-	-				0.078	
8.000	0.000	0.000	0.000	0.087	-	-	0.000	0.000	0.000	0.207	-	-				0.000	0.000	0.000	1.07	-	-	0.000	0.000	0.000	1.18	-	-				0.080	
8.250	0.000	0.000	0.000	0.056	-	-	0.000	0.000	0.000	0.155	-	-				0.000	0.000	0.000	1.29	-	-	0.000	0.000	0.000	1.38	-	-				0.083	
8.500	0.000	0.000	0.000	0.034	-	-	0.000	0.000	0.000	0.120	-	-				0.000	0.000	0.000	1.52	-	-	0.000	0.000	0.000	1.59	-	-				0.085	
8.750	0.000	0.000	0.000	0.021	-	-	0.000	0.000	0.000	0.088	-	-				0.000	0.000	0.000	1.75	-	-	0.000	0.000	0.000	1.81	-	-				0.088	
9.000	0.000	0.000	0.000	0.013	-	-	0.000	0.000	0.000	0.066	-	-				0.000	0.000	0.000	2.00	-	-	0.000	0.000	0.000	2.04	-	-				0.090	
9.250	0.000	0.000	0.000	0.007	-	-	0.000	0.000	0.000	0.048	-	-				0.000	0.000	0.000	2.24	-	-	0.000	0.000	0.000	2.27	-	-				0.093	
9.500	0.000	0.000	0.000	0.004	-	-	0.000	0.000	0.000	0.036	-	-				0.000	0.000	0.000	2.49	-	-	0.000	0.000	0.000	2.51	-	-				0.095	
9.750	0.000	0.000	0.000	0.002	-	-	0.000	0.000	0.000	0.025	-	-				0.000	0.000	0.000	2.74	-	-	0.000	0.000	0.000	2.75	-	-				0.098	
10.000	0.000	0.000	0.000	0.001	-	-	0.000	0.000	0.000	0.019	-	-				0.000	0.000	0.000	2.99	-	-	0.000	0.000	0.000	3.00	-	-				0.100	
10.500	0.000	0.000	0.000	0.001	-	-	0.000	0.000	0.000	0.009	-	-				0.000	0.000	0.000	3.49	-	-	0.000	0.000	0.000	3.49	-	-				0.105	
11.000	0.000	0.000	0.000	0.001	-	-	0.000	0.000	0.000	0.005	-	-				0.000	0.000	0.000	3.99	-	-	0.000	0.000	0.000	3.99	-	-				0.110	
11.500	0.000	0.000	0.000	0.001	-	-					-	-				0.000	0.000	0.000	4.49	-	-					-	-				0.115	
12.000	0.000	0.000	0.000	0.001	-	-					-	-				0.000	0.000	0.000	4.99	-	-					-	-				0.120	
12.500	0.000	0.000	0.000	0.001	-	-					-	-				0.000	0.000	0.000	5.49	-	-					-	-				0.125	
13.000	0.000	0.000	0.000	0.001	-	-					-	-				0.000	0.000	0.000	5.99	-	-					-	-				0.130	
Totals:					0	2,400						10	40	0	0					0	30					0	0	0	0			
Number of Trades:					0							1		0						0.00						0		0				

PPC (CR)

(Contract Size: 100 Securities, Exercise Style: American, Physical Delivery)

Call Options																Put Options																	
April 2026								May 2026								Other Months		April 2026						May 2026					Other Months		Exerise Price		
Exerise Price	Open price	Price max	Price min	Last price	Closing price	Volume	Open Interest	Open price	Price max	Price min	Last price	Closing price	Volume	Open Interest	Volume	Open Interest	Open price	Price max	Price min	Last price	Closing price	Volume	Open Interest	Open price	Price max	Price min	Last price	Closing price	Volume	Open Interest		Volume	Open Interest
9.200						-	-																										0.092
9.500						-	-																										0.095
9.600						-	-																										0.096
9.750						-	-																										0.098
10.000						-	-																										0.100
10.500						-	-																										0.105
11.000						-	-																										0.110
11.500						-	-																										0.115
12.000	0.000	0.000	0.000		5.88	-	-	0.000	0.000	0.000		5.89	-	-			0.000	0.000	0.000		0.001	-	-		0.000	0.000	0.000		0.001	-	-		0.120
12.500	0.000	0.000	0.000		5.38	-	-	0.000	0.000	0.000		5.40	-	-			0.000	0.000	0.000		0.001	-	-		0.000	0.000	0.000		0.001	-	-		0.125
13.000	0.000	0.000	0.000		4.88	-	-	0.000	0.000	0.000		4.90	-	-			0.000	0.000	0.000		0.001	-	-		0.000	0.000	0.000		0.002	-	-		0.130
13.500	0.000	0.000	0.000		4.38	-	-	0.000	0.000	0.000		4.40	-	-			0.000	0.000	0.000		0.001	-	-		0.000	0.000	0.000		0.005	-	-		0.135
14.000	0.000	0.000	0.000		3.88	-	-	0.000	0.000	0.000		3.91	-	-			0.000	0.000	0.000		0.001	-	-		0.000	0.000	0.000		0.013	-	-		0.140
14.500	0.000	0.000	0.000		3.38	-	-	0.000	0.000	0.000		3.43	-	-			0.000	0.000	0.000		0.002	-	-		0.000	0.000	0.000		0.028	-	-		0.145
15.000	0.000	0.000	0.000		2.89	-	-	0.000	0.000	0.000		2.96	-	-			0.000	0.000	0.000		0.008	-	-		0.000	0.000	0.000		0.057	-	-		0.150
15.500	0.000	0.000	0.000		2.40	-	-	0.000	0.000	0.000		2.51	-	-			0.000	0.000	0.000		0.023	-	-		0.000	0.000	0.000		0.106	-	-		0.155
16.000	0.000	0.000	0.000		1.94	-	-	0.000	0.000	0.000		2.09	-	-			0.000	0.000	0.000		0.058	-	-		0.000	0.000	0.000		0.184	-	-		0.160
16.500	0.000	0.000	0.000		1.51	-	-	0.000	0.000	0.000		1.70	-	-			0.000	0.000	0.000		0.126	-	30		0.000	0.000	0.000		0.298	-	-		0.165
17.000	0.000	0.000	0.000		1.12	-	45	0.000	0.000	0.000		1.36	-	-			0.000	0.000	0.000		0.238	-	-		0.000	0.000	0.000		0.453	-	-		0.170
17.500	0.000	0.000	0.000		0.795	-	2	0.000	0.000	0.000		1.06	-	-			0.000	0.000	0.000		0.413	-	-		0.000	0.000	0.000		0.653	-	-		0.175
18.000	0.000	0.000	0.000		0.538	-	-	0.711	0.711	0.711	0.711	0.711	1	-			0.000	0.000	0.000		0.656	-	-		0.000	0.000	0.000		0.898	-	-		0.180
18.500	0.000	0.000	0.000		0.344	-	17	0.000	0.000	0.000		0.595	-	2			0.000	0.000	0.000		0.962	-	-		0.000	0.000	0.000		1.19	-	-		0.185
19.000	0.000	0.000	0.000		0.208	-	9	0.000	0.000	0.000		0.434	-	-			0.000	0.000	0.000		1.33	-	-		0.000	0.000	0.000		1.53	-	-		0.190
19.500	0.000	0.000	0.000		0.118	-	5	0.000	0.000	0.000		0.310	-	-			0.000	0.000	0.000		1.74	-	-		0.000	0.000	0.000		1.90	-	-		0.195
20.000	0.000	0.000	0.000		0.063	-	-	0.000	0.000	0.000		0.215	-	-			0.000	0.000	0.000		2.19	-	-		0.000	0.000	0.000		2.31	-	-		0.200
21.000	0.000	0.000	0.000		0.015	-	-	0.000	0.000	0.000		0.095	-	-			0.000	0.000	0.000		3.14	-	-		0.000	0.000	0.000		3.20	-	-		0.210
22.000	0.000	0.000	0.000		0.003	-	-	0.000	0.000	0.000		0.039	-	-			0.000	0.000	0.000		4.14	-	-		0.000	0.000	0.000		4.15	-	-		0.220
23.000	0.000	0.000	0.000		0.003	-	-	0.000	0.000	0.000		0.015	-	-			0.000	0.000	0.000		5.14	-	-		0.000	0.000	0.000		5.14	-	-		0.230
24.000	0.000	0.000	0.000		0.001	-	-	0.000	0.000	0.000		0.005	-	-			0.000	0.000	0.000		6.14	-	-		0.000	0.000	0.000		6.14	-	-		0.240
25.000	0.000	0.000	0.000		0.001	-	-	0.000	0.000	0.000		0.002	-	-			0.000	0.000	0.000		7.14	-	-		0.000	0.000	0.000		7.14	-	-		0.250
26.000	0.000	0.000	0.000		0.001	-	-	0.000	0.000	0.000		0.002	-	-			0.000	0.000	0.000		8.14	-	-		0.000	0.000	0.000		8.14	-	-		0.260
27.000	0.000	0.000	0.000		0.001	-	-	0.000	0.000	0.000		0.001	-	-			0.000	0.000	0.000		9.14	-	-		0.000	0.000	0.000		9.14	-	-		0.270
28.000	0.000	0.000	0.000		0.001	-	-	0.000	0.000	0.000		0.001	-	-			0.000	0.000	0.000		10.14	-	-		0.000	0.000	0.000		10.14	-	-		0.280
29.000	0.000	0.000	0.000		0.001	-	-										0.000	0.000	0.000		11.14	-	-									0.290	
30.000	0.000	0.000	0.000		0.001	-	-										0.000	0.000	0.000		12.14	-	-									0.300	

PPC (CR)

(Contract Size: 100 Securities, Exercise Style: American, Physical Delivery)

Exercise Price	Call Options														Put Options																		
	April 2026						May 2026						Other Months		April 2026					May 2026					Other Months		Exercise Price						
	Open price	Price max	Price min	Last price	Closing price	Volume	Open Interest	Open price	Price max	Price min	Last price	Closing price	Volume	Open Interest	Volume	Open Interest	Open price	Price max	Price min	Last price	Closing price	Volume	Open Interest	Volume	Open Interest								
Totals:						0	78							1	2	0	0						0	30							0	0	0
Number of Trades:						0							1	0								0.00					0	0					

Lending Products	Underlying Title	Open Interest[5]	Multilateral Transactions[1]				Bilateral Transactions[2]		Stock Borrowing through OTC (volume)[3]
			Volume(Offered)	Average Weighted	Transactions volume	Average Weighted	Transactions Volume	Average Weighted	Transactions Volume
ADMIEBOR	ADMIE (IPTO) HOLDING S.A. (CR)	1,000	---	---	---	---	---	5,263,821	
AEGNBOR	AEGEAN AIRLINES (CR)	---	---	---	---	---	---	476,707	
AKTRBOR	AKTOR S.A. HOLDING CO. (CR)	---	---	---	---	---	---	615,988	
ALWNBOR	Allwyn AG (CR)	24,969	---	---	---	---	---	8,864,615	
ALPHABOR	ALPHA BANK (CR)	8,000	---	---	---	---	---	186,348,467	
AETFBOR	ALPHA ETF FTSE Athex Large Cap	---	---	---	---	6,000	1.00%	2,000	
AEMBOR	ALTER EGO MEDIA (CR)	---	---	---	---	---	---	---	
AIABOR	ATHENS INTL AIRPORT (CR)	14,527	---	---	---	---	---	316,803	
ACAGBOR	AUSTRIACARD (CB)	---	---	---	---	---	---	962	
OTOELBOR	AUTOHELLAS SA (CR)	11,674	---	---	---	---	---	75,111	
AVAXBOR	AVAX S.A. (CR)	7,900	---	---	---	---	---	684,998	
BYLOTBOR	BALLY'S INTRALOT (CR)	---	---	---	---	---	---	35,405,737	
BOCHGRBOR	BANK OF CYPRUS (CR)	---	---	---	---	---	---	496,645	
EEEBOR	CC HBC AG (CR)	1,160	---	---	---	---	---	106,545	
CENERBOR	CENERGY HOLDINGS (CB)	16,272	---	---	---	---	---	1,469,808	
CREDIABOR	CrediaBank (CR)	6,321	---	---	---	---	---	285,836	
DIMANDBOR	DIMAND (CR)	---	---	---	---	---	---	12,342	
ELLAKTORBOR	ELLAKTOR (CR)	81,985	---	---	---	---	---	263,458	
ELHABOR	ELVALHALCOR (CR)	11,714	---	---	---	---	---	494,524	
EUROBBOR	EUROBANK (CR)	5,598	---	---	---	---	---	95,434,895	
EYDAPBOR	EYDAP S.A. (CR)	---	---	---	---	---	---	363,315	
FOYRKBOR	FOURLIS (CR)	2,500	---	---	---	---	---	108,148	
GEKTERNABOR	GEK TERNA (CR)	12,668	---	---	---	---	---	1,218,322	
SARBOR	GR. SARANTIS S.A. (CR)	4,008	---	---	---	---	---	116,523	
EXAEBOR	HELLENIC EXCHANGES-A.S.E. (CR)	13,409	---	---	---	---	---	339,370	
ELPEBOR	HELLENIQ ENERGY (CR)	---	---	---	58,000	4.71%	---	792,061	
INTEKBOR	IDEAL HOLDINGS (CR)	---	---	---	---	---	---	45,787	
INTRKBOR	INTRACOM HOLDINGS (CR)	---	---	---	---	---	---	238,797	
BELABOR	JUMBO SA (CR)	---	---	---	---	---	---	867,941	
KRIBOR	KRI-KRI S.A. (CR)	2,999	---	---	---	---	---	---	
LAMDABOR	LAMDA DEVELOPMENT SA (CR)	---	---	---	---	---	---	229,094	

## Stock Lending Notes

[1] - Multilateral contracts Lending or Borrowing as per Methods 8-1, 8-2 and 8-3-3 (According to ATHEX BoD Resolution No.17)

[2] - Bilateral Contracts Lending or Borrowing as per Methods 8-3-1 and 8-3-2 & Contracts as per Method 4 (According to ATHEX BoD Resolution No.20)

[3] - The information concerning OTC Stock Borrowing Transactions is based on the statements of the Dematerialised Securities System (DSS) operators involved and refers to volumes that have been registered up until the previous working day.

[4] - Average Price (Volume weighted)

[5] - The Data concerning Open Interest before the start of trading session

Lending Products	Underlying Title	Open Interest[5]	Multilateral Transactions[1]				Bilateral Transactions[2]		Stock Borrowing through OTC (volume)[3]
			Volume(Offered)	Average Weighted	Transactions volume	Average Weighted	Transactions Volume	Average Weighted	Transactions Volume
MTLNBOR	METLEN PLC (CR)	16,990	---	---	---	---	---	1,253,002	
MIGBOR	MIG (CR)	1,495	---	---	---	---	---	39,913	
MOHBOR	MOTOR OIL (CR)	23,279	---	---	---	---	---	778,691	
ETEBOR	NATIONAL BANK (CR)	56,465	---	---	---	---	---	23,511,901	
NOVALBOR	NOVAL PROPERTY REIC (CR)	---	---	---	---	---	---	---	
OPTIMABOR	OPTIMA BANK (CR)	200	---	---	---	---	---	5,168,069	
HTOBOR	OTE (CR)	2,500	---	---	---	---	---	4,050,144	
PPABOR	P.P.A. S.A. (CR)	4,500	---	---	---	---	---	85,814	
TPEIRBOR	PIRAEUS BANK (CR)	3,000	---	---	---	---	---	10,843,999	
PPCBOR	PPC (CR)	50,370	---	---	---	---	---	10,083,172	
PROFBOR	PROFILE SA (CR)	---	---	---	---	---	---	32,549	
QLCOBOR	QUALCO GROUP (CR)	---	---	---	---	---	---	979,044	
QUESTBOR	QUEST HOLDINGS (CR)	4,191	---	---	---	---	---	49,696	
TITCBOR	TITAN (CB)	5,481	---	---	---	---	---	135,998	
OLTHBOR	TPA SA (CR)	---	---	---	---	---	---	750	
TRESTATESBOR	TRADE ESTATES REIC (CR)	---	---	---	---	---	---	---	
VIOBOR	VIOHALCO SA/IV (CB)	---	---	---	---	---	---	---	

## Stock Lending Notes

[1] - Multilateral contracts Lending or Borrowing as per Methods 8-1, 8-2 and 8-3-3 (According to ATHEX BoD Resolution No.17)

[2] - Bilateral Contracts Lending or Borrowing as per Methods 8-3-1 and 8-3-2 & Contracts as per Method 4 (According to ATHEX BoD Resolution No.20)

[3] - The information concerning OTC Stock Borrowing Transactions is based on the statements of the Dematerialised Securities System (DSS) operators involved and refers to volumes that have been registered up until the previous working day.

[4] - Average Price (Volume weighted)

[5] - The Data concerning Open Interest before the start of trading session

## Sectors codification for listed companies

12003 -	ETF	10101010	Computer Services
10101015	Software	10102030	Computer Hardware
15101010	Telecommunications Equipment	15102015	Telecommunications Services
20101010	Health Care Facilities	20102010	Medical Equipment
20103015	Pharmaceuticals	30101010	Banks
30202000	Diversified Financial Services	30202010	Asset Managers & Custodians
30202015	Investment Services	30204000	Closed End Investments
30302010	Full Line Insurance	30302015	Insurance Brokers
30302025	Property and Casualty Insurance	35101010	Real Estate Holding and Development
35101015	Real Estate Services	35102000	Diversified REITs
35102045	Retail REITs.	40202015	Household Furnishings
40202020	Household Appliance	40203040	Electronic Entertainment
40204020	Clothing & Accessories	40301010	Entertainment
40301030	Publishing	40301035	Radio & TV Broadcasters
40401010	Diversified Retailers	40401020	Apparel Retailers
40401025	Home Improvement Retailers	40401030	Specialty Retailers
40501010	Airlines	40501015	Travel & Tourism
40501020	Casinos & Gambling	40501025	Hotels & Motels
45101015	Distillers & Vintners	45101020	Soft Drinks
45102010	Farming Fishing Ranching & Plantations	45102020	Food Products
45103010	Tobacco	45201010	Food Retailers & Wholesalers
45201020	Personal Products	50101010	Construction
50101020	Building Roof/Wallboard and Plumbing	50101030	Cement
50101035	Building Materials: Other	50202010	Electrical Components
50203015	Plastics	50203030	Containers & Packaging
50204000	Machinery: Industrial	50204020	Machinery: Construction & Handling
50205010	Industrial Suppliers	50205020	Back Office Support HR & Consulting
50205030	Forms & Bulk Printing Services	50206015	Commercial Vehicles & Parts
50206030	Marine Transportation	50206060	Transportation Services
55101000	Diversified Materials	55101020	Textile Products
55102000	General Mining	55102010	Iron & Steel
55102015	Metal Fabricating	55102035	Aluminum
60101020	Oil Refining and Marketing	65101010	Alternative Electricity
65101015	Conventional Electricity	65102000	Multi-Utilities
65102030	Water		

# ATHEXGROUP

Athens Exchange Group

Λεωφ. Αθηνών 110 | 104 42 Αθήνα  
110 Athinon Ave | 104 42 Athens GR  
T +30 210 3366 800  
[www.athexgroup.gr](http://www.athexgroup.gr)