

26

Ημερήσιο Δελτίο
Συναλλακτικής Δραστηριότητας

Daily Official List
of Trading Activity



Disclaimer:

Hellenic Exchanges-Athens Stock Exchange S.A endeavours to ensure that the data and other material ("Information") presented on the Daily Official List are accurate and complete, but it is not liable for any errors or omissions of data or /and for the accuracy, credibility, updating and completeness of the aforesaid information nor it has any liability arising directly or indirectly from the use of the above Information.

The Company is not liable for the accuracy of the data included in listed companies' announcements. Only the sender of such an announcement is fully and solely liable for any infringement of third party's rights from the content of such announcement, All contents of the Daily Official List are provided only for information purposes and do not constitute investment advice or solicitation to invest in securities or other products listed for trading on the Exchange.

You acknowledge and agree that the Company is the owner of any property rights related to any Information appearing on the Daily Official List including intellectual property rights copyright, trademarks, etc.

The above data are a property of the Hellenic Exchanges-Athens Exchange and are copyright protected. Users are forbidden to reproduce, modify, copy, sale, transmit or redistribute, by all reproduction means and methods, part or the whole of the above data, without reference to their source.

The commercial exploitation of these data is, also, forbidden by third parties. Hellenic Exchanges-Athens Exchange does not carry any responsibility, direct or indirect, derived from usage or accidental alteration of the above data when used by third parties.

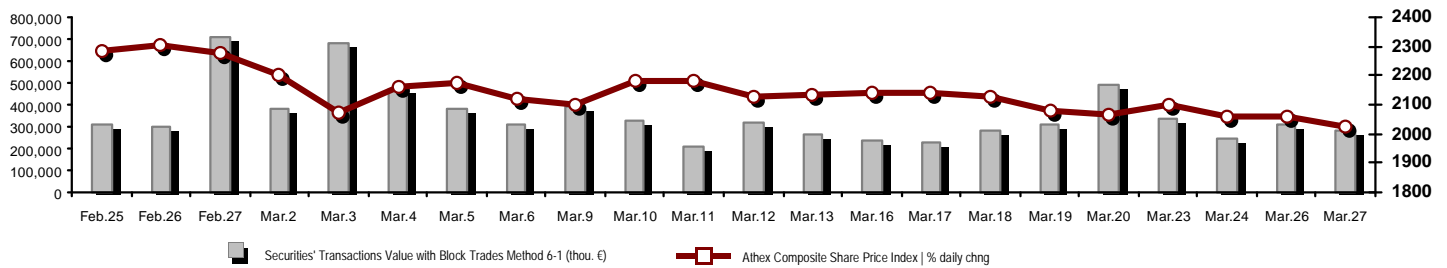
Hellenic Exchanges – Athens Stock Exchange S.A.

110 Athinon Ave.,10442 Athens, Tel: (210) 33.66.800, Fax: (210) 32.13.938

www.athexgroup.gr

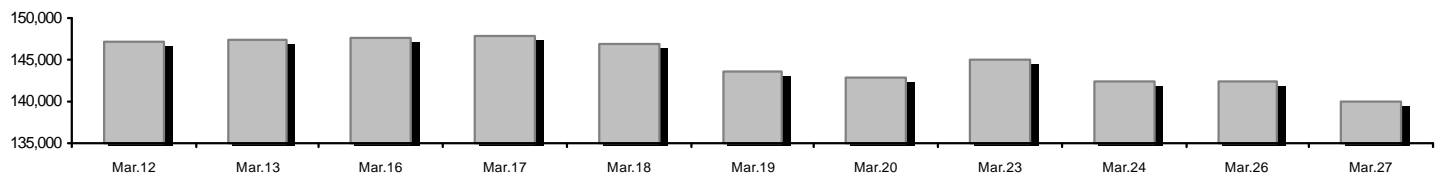
Summary of Markets

Athex Composite Share Price Index vs Shares and Derivatives Transactions Value

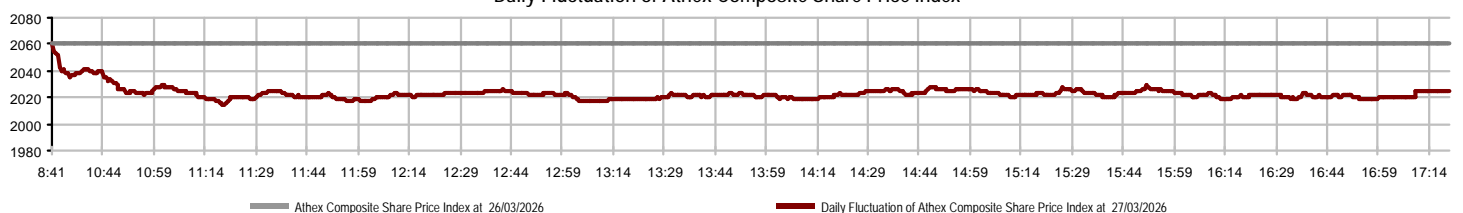


Athex Capitalisation (mill. €) **: 140,012.84	Derivatives Total Open Interest: 1,651,605
Daily change: mill. € %: -2,475.56 -1.74%	in Index Futures % daily chng: 9,310 -0.69%
Yearly Avg Capitalisation: mill. € % chng prev year Avg: 153,006.34 19.83%	in Stock Futures % daily chng: 1,635,815 -0.10%
Athex Composite Share Price Index % daily chng: 2,024.37 -1.74%	in Index Options % daily chng: 2,795 12.29%
Athex Composite Share Price Index Capitalisation (mill. €): 130,880.77	in Stock Options % daily chng: 3,685 1.68%
Daily change (mill. €): -2,295.92	
Securities' Transactions Value with Block Trades Method 6-1 (t): 277,576.27	Derivatives Contracts Volume: 33,912
Daily change: %: -35,400.58 -11.31%	Daily change: pieces %: 12,744 60.20%
YtD Avg Trans. Value: thou. € % chng prev year Avg: 372,529.52 72.41%	YtD Avg Derivatives Contracts % chng prev year Avg: 95,132 65.22%
Blocks Transactions Value of Method 6-1 (thou. €): 22,751.84	Derivatives Trades Number: 2,293
Blocks Transactions Value of Method 6-2 & 6-3 (thou. €): 0.00	Daily change: number %: 732 46.89%
Bonds Transactions Value (thou.€): 1,009.33	YtD Avg Trades number % chng prev year Avg: 3,143 42.14%
Securities' Transactions Volume with Block Trades Method 6-1 (tho): 46,237.70	Lending Total Open Interest: 418,946
Daily change: thou. pieces %: -3,275.44 -6.62%	Daily change: pieces %: 23,771 6.02%
YtD Avg Volume: % chng prev year Avg: 57,052.03 36.85%	Lending Volume (Multilateral/Bilateral): 647
Blocks Transactions Volume of Method 6-1 (thou. Pieces): 5,007.21	Daily change: pieces %: -63,353
Blocks Transactions Volume of Method 6-2 & 6-3 (thou. Pieces): 0.00	Multilateral Lending: 147
Bonds Transactions Volume: 1,011,000	Bilateral Lending: 500
Securities' Trades Number with Block Trades Method 6-1: 73,614	Lending Trades Number: 3
Daily change: number %: -6,778 -8.43%	Daily change: %: -2
YtD Avg Trades number % chng prev year Avg: 76,650 52.97%	Multilateral Lending Trades Number: 2
Number of Blocks Method 6-1: 20	Bilateral Lending Trades Number: 1
Number of Blocks Method 6-2 & 6-3: 0	
Number of Bonds Transactions: 197	

Athex Capitalisation (mill. €) **



Daily Fluctuation of Athex Composite Share Price Index



Athex Indices

Index name	27/03/2026	26/03/2026	pts.	%	Min	Max	Year min	Year max	Year change
Athex Composite Share Price Index	2,024.37 €	2,060.16	-35.79	-1.74%	2,014.81	2,060.16	1,998.09	2,407.09	-4.54% €
Athex Composite Index Total Return Index	3,994.50 €	4,065.11	-70.61	-1.74%	3,975.62	4,065.11	3,942.63	4,745.66	-4.44% €
Athex ESG Index	2,394.52 €	2,437.00	-42.48	-1.74%	2,382.66	2,437.00	2,361.87	2,867.98	-4.30% €
ATHEX Small Cap Price Index	2,235.53 €	2,267.94	-32.41	-1.43%	2,222.49	2,271.94	2,193.29	2,627.20	-12.29% €
ATHEX EN.A. Growth Price Index	16,826.84 €	17,172.44	-345.60	-2.01%	16,815.44	17,188.50	16,564.67	20,788.55	-14.95% €
FTSE/Athex Large Cap	5,128.19 €	5,220.10	-91.91	-1.76%	5,102.60	5,220.10	5,057.48	6,153.73	-4.17% €
FTSE/Athex Mid Cap Index	2,536.57 €	2,582.86	-46.29	-1.79%	2,524.02	2,582.86	2,510.28	2,906.28	-10.21% €
FTSE/ATHEX High Dividend Yield Index	4,591.38 €	4,663.46	-72.08	-1.55%	4,584.12	4,663.54	4,495.63	5,149.57	-7.10% €
FTSE/Athex Market Index	1,209.38 €	1,229.31	-19.93	-1.62%	1,202.83	1,229.31	1,190.89	1,449.15	-4.10% €
FTSE/Athex Banks	2,200.58 €	2,232.80	-32.22	-1.44%	2,185.06	2,232.80	2,143.30	2,859.37	-4.07% €
FTSE/ATHEX TECHNOLOGY & TELECOMMUNICAT	6,178.39 €	6,293.79	-115.40	-1.83%	6,143.73	6,293.79	6,027.65	6,900.98	-8.80% €
FTSE/ATHEX HEALTH CARE	5,116.17 €	5,218.10	-101.93	-1.95%	5,091.33	5,228.10	4,927.15	6,137.55	0.69% #
FTSE/ATHEX FINANCIAL SERVICES	10,295.64 €	10,446.19	-150.55	-1.44%	10,223.87	10,446.19	10,029.11	13,356.35	-4.02% €
FTSE/ATHEX REAL ESTATE	5,139.81 €	5,190.33	-50.52	-0.97%	5,117.74	5,190.33	5,117.74	5,898.28	-8.49% €
FTSE/ATHEX CONSUMER DISCRETIONARY	4,576.81 €	4,641.35	-64.54	-1.39%	4,566.74	4,641.35	4,564.52	5,876.98	-21.64% €
FTSE/ATHEX CONSUMER STAPLES	9,273.39 €	9,342.42	-69.03	-0.74%	9,188.01	9,345.96	8,640.95	10,243.39	5.23% #
FTSE/ATHEX INDUSTRIALS	10,447.01 €	10,757.15	-310.14	-2.88%	10,393.00	10,757.15	10,051.45	12,182.07	3.94% #
FTSE/ATHEX BASIC MATERIALS	9,042.44 €	9,262.93	-220.49	-2.38%	9,016.58	9,271.06	8,894.28	11,861.41	-5.08% €
FTSE/ATHEX ENERGY & UTILITIES	6,394.46 €	6,533.53	-139.07	-2.13%	6,323.94	6,533.53	6,127.28	7,506.29	-7.02% €
Athex All Share Index	464.36 €	472.57	-8.21	-1.74%	464.36	464.36	464.36	542.74	-4.11% €
Hellenic Mid & Small Cap Index	2,805.13 €	2,855.62	-50.49	-1.77%	2,797.24	2,855.62	2,761.30	3,115.91	-3.11% €
FTSE/Athex Large Cap Total Return	9,185.14 €	9,349.76	-164.62	-1.76%			9,185.14	11,012.64	-4.06% €
FTSE/Athex Mid Cap Total Return	3,639.37 €	3,705.79	-66.42	-1.79%			3,639.37	4,168.37	-10.21% €
MSCI GREECE REBASED	7,916.56 €	8,017.34	-100.78	-1.26%	7,862.68	8,017.34	7,755.87	10,138.65	-7.56% €
Hellenic Corporate Bond Index	143.43 €	143.72	-0.29	-0.20%			143.43	145.27	-0.64% €
Hellenic Corporate Bond Price Index	92.50 €	92.70	-0.20	-0.21%			92.50	93.97	-1.53% €

Note 1: FTSE/Med 100, Hellenic Corporate Bond Price Index and Hellenic Corporate Bond Index closing prices refer to the previous trading day of 24/03/2026.

Note 2: The Hellenic Mid & Small Cap Index is a Customized index calculated by the Athens Exchange.

Analytic Figures for Athex Market's Boards and Categories

	Total Traded Securities	Main Market	Surveillance	Exchange Traded Funds (ETFs)
Totals	123	122	0	1
Gain / Lose / Same:	16 / 93 / 14	16 / 92 / 14	0 / 0 / 0	0 / 1 / 0
Athex Capitalisation (mill. €) **	140,012.84	140,010.02	2.83	
Daily Average Trans/ons Value(thou.€)	372,529.52	372,446.53	6.48	501.93
Transactions Value	277,576.27	277,094.05	0.00	482.22
Main Board:	254,824.43	254,342.22	0.00	482.22
Blocks Board 6_2_3:	22,751.84	22,751.84	0.00	0.00
Forced Sales Board:	0.00	0.00	0.00	0.00
Special Terms Board:	0.00	0.00	0.00	0.00
Daily Average Transactions Volume	57,052,034	57,086,697	6,731	8,855
Transactions Volume	46,237,704	46,228,391	0	9,313
Main Board:	41,230,497	41,221,184	0	9,313
Blocks Board 6_2_3:	5,007,207	5,007,207	0	0
Forced Sales Board:	0	0	0	0
Special Terms Board:	0	0	0	0
Daily Average Number of Trades	76,650	76,468	14	171
Number of Trades	73,614	73,435	0	179
Main Board:	73,594	73,415	0	179
Blocks Board 6_2_3:	20	20	0	0
Forced Sales Board:	0	0	0	0
Special Terms Board:	0	0	0	0

Trading Details by Athex Sectors and Financial Instruments (ETFs)

Code	Sectors	Gain / Lose / Same	Number of Trades	Transactions Volume	Transactions Value	% of Total Trans. Value
3010	- Banks	1 / 7 / 0	29,491	35,368,874	164,412,891.30	59.23%
5510	- Basic Resources	1 / 8 / 3	1,537	360,977	2,106,097.22	0.76%
5010	- Construction & Materials	1 / 10 / 0	5,669	1,056,597	12,336,108.76	4.44%
4020	- Consumer Products & Services	0 / 1 / 2	55	51,299	16,873.89	0.01%
6010	- Energy	1 / 0 / 3	4,464	592,611	11,852,096.88	4.27%
12000	- Financial Instruments	0 / 1 / 0	179	9,313	482,217.63	0.17%
3020	- Financial Services	1 / 4 / 0	172	31,319	210,908.04	0.08%
4510	- Food Beverage & Tobacco	2 / 2 / 1	477	34,082	1,186,796.22	0.43%
2010	- Health Care	0 / 3 / 0	178	594,138	645,934.72	0.23%
5020	- Industrial Goods & Services	5 / 13 / 1	3,188	469,840	4,761,723.12	1.72%
3030	- Insurance	0 / 2 / 0	72	12,836	44,032.04	0.02%
4030	- Media	0 / 2 / 1	155	30,728	142,863.21	0.05%
4520	- Personal Care, Drug & Grocery Stores	0 / 2 / 0	264	27,148	340,163.21	0.12%
3510	- Real Estate	2 / 8 / 2	2,028	638,881	2,979,737.51	1.07%
4040	- Retail	2 / 6 / 1	3,543	657,983	9,007,126.06	3.24%
1010	- Technology	0 / 12 / 0	1,792	416,619	1,954,765.04	0.70%
1510	- Telecommunications	0 / 2 / 0	1,127	213,326	3,486,583.41	1.26%
4050	- Travel & Leisure	0 / 5 / 0	5,045	3,556,969	11,628,362.53	4.19%
6510	- Utilities	0 / 5 / 0	14,178	2,114,164	49,980,989.63	18.01%

Top 10 best & worst performing Shares

Main Market

With positive Price change			With negative Price change		
	Closing price	change		Closing price	change
KRI-KRI S.A. (CR)	20.9	2.45% #	Y/KNOT (CR)	1.1	-24.14% €
BIOKARPET S.A.(CR)	1.555	1.97% #	CrediaBank (CR)	1.19	-7.03% €
ELTON SA (CR)	1.72	1.78% #	KEKROPS SA (CR)	1.59	-6.19% €
NATIONAL BANK (CR)	12.75	0.95% #	METLEN PLC (CR)	32.98	-5.72% €
PRODEA (CR)	5.65	0.89% #	UNIBIOS (CR)	2.53	-5.24% €
MOTODYNAMICS S.A. (CR)	2.39	0.84% #	QUALITY & RELIABILITY SA (CR)	1.086	-4.74% €
CRETE PLASTICS SA (CR)	13.9	0.72% #	KORDELLOS BROS SA (CR)	0.417	-4.58% €
VARVERIS - MODA BAGNO SA (CR)	5.82	0.34% #	AUSTRIACARD (CB)	6.65	-4.45% €
PREMIA (CR)	1.304	0.31% #	TITAN (CB)	43.5	-4.08% €
P.P.A. S.A. (CR)	36.1	0.28% #	EKTER SA (CR)	3.465	-3.75% €
With the highest Transactions Value			With the highest Transactions Volume		
	Value (thou. €)	change		Volume	change
ALPHA BANK (CR)	42,855.15	-3.08% €	ALPHA BANK (CR)	14,019,133	-3.08% €
NATIONAL BANK (CR)	40,618.61	0.95% #	EUROBANK (CR)	11,068,144	-3.32% €
METLEN PLC (CR)	39,428.90	-5.72% €	PIRAEUS BANK (CR)	4,820,096	-1.45% €
EUROBANK (CR)	35,654.72	-3.32% €	NATIONAL BANK (CR)	3,200,569	0.95% #
PIRAEUS BANK (CR)	32,591.25	-1.45% €	BALLY'S INTRALOT (CR)	2,506,696	-2.76% €
MOTOR OIL (CR)	8,372.56	0.05% #	METLEN PLC (CR)	1,206,009	-5.72% €
PPC (CR)	8,362.25	-0.34% €	CrediaBank (CR)	851,306	-7.03% €
Allwyn AG (CR)	7,696.63	-2.23% €	BANK OF CYPRUS (CR)	841,799	-2.16% €
JUMBO SA (CR)	7,550.48	-0.09% €	LAVIPHARM SA (CR)	583,821	-3.36% €
BANK OF CYPRUS (CR)	6,901.10	-2.16% €	OPTIMA BANK (CR)	563,035	-1.18% €

Note: Stocks that are not included in the "Under Supervision" category, and the transactions value is more than 10,000 €.

Derivatives Summary

	Number of Trades	Volume	Open Interest
Index Futures	253	982	9,310
FTSE/Athex Banks	7	45	3,014
FTSE/Athex Large Cap	246	937	6,296
MSCI GREECE REBASED	0	0	0
Stock Futures	2,015	32,703	1,635,815
ADMIE (IPTO) HOLDING S.A. (CR)	2	15	8,601
AEGEAN AIRLINES (CR)	40	90	2,663
AKTOR S.A. HOLDING CO. (CR)	19	520	94,823
Allwyn AG (CR)	47	179	5,080
ALPHA BANK (CR)	316	6,041	55,754
ATHENS INTL AIRPORT (CR)	0	0	206
AUTOHELLAS SA (CR)	0	0	122
AVAX S.A. (CR)	18	46	2,140
BALLY'S INTRALOT (CR)	38	8,590	1,245,824
BANK OF CYPRUS (CR)	15	309	1,234
CC HBC AG (CR)	1	3	93
CENERGY HOLDINGS (CB)	37	201	3,796
CrediaBank (CR)	205	4,249	19,713
ELLAKTOR (CR)	2	12	1,522
ELVALHALCOR (CR)	48	163	3,039
EUROBANK (CR)	108	4,374	31,156
EYDAP S.A. (CR)	55	309	12,857
FOURLIS (CR)	65	362	4,897
GEK TERNA (CR)	32	168	6,136
HELLENIC EXCHANGES-A.S.E. (CR)	14	52	423
HELLENIQ ENERGY (CR)	17	75	4,475
INTRACOM HOLDINGS (CR)	31	213	10,839
JUMBO SA (CR)	13	40	3,771
LAMDA DEVELOPMENT SA (CR)	63	250	17,918
METLEN PLC (CR)	323	868	11,416
MIG (CR)	0	0	143
MOTOR OIL (CR)	8	12	220
NATIONAL BANK (CR)	88	533	12,412
OPTIMA BANK (CR)	16	51	435
OTE (CR)	3	4	995
P.P.A. S.A. (CR)	3	10	47
PIRAEUS BANK (CR)	285	4,356	51,722
PPC (CR)	67	349	18,183
QUEST HOLDINGS (CR)	0	0	206
TITAN (CB)	6	111	455
VIOHALCO SA/NV (CB)	30	148	2,499
Index Options	23	221	2,795
FTSE/Athex Large Cap	23	221	2,795
Stock Options	2	6	3,685
Allwyn AG (CR)	0	0	470
ALPHA BANK (CR)	1	5	65
NATIONAL BANK (CR)	0	0	424
OTE (CR)	1	1	135
PIRAEUS BANK (CR)	0	0	2,480
PPC (CR)	0	0	111
Total Derivatives Traded	2,293	33,912	1,651,605

Number of Outstanding Securities	Nominal Value	Dividends [1]			Date of Last Coupon		Note	Shares	Closing price	% change	Previous closing price/date	Open price	Price min	Price max	Last price	Avg price	Last Bid [7]	Last Ask [7]	P/E after tax	Year	Volume	Trades	Transactions Value[8]	Company Mkt Value (thou. €)	Year low	Year high	Sector[4]	
2023	2024	2025	Dividend [2]	Right																								
358,603,478	0.300	1.6123	1.4029	0.5	03/11/2025	25/06/2024	---	Allwyn AG (CR)	13.6	-2.23	€ 13.91	26/03/2026	13.9	13.6	13.96	13.6	13.684	1456@13.60	500@13.67	---	---	562,450	2,352	7,696,629.86	4,877,007.30	13.6	19.03	40501020
2,315,261,358	0.290	0.026	0.0303	0.0485	01/12/2025	18/04/2017	---	ALPHA BANK (CR)	3.056	-3.08	€ 3.153	26/03/2026	3.123	3.03	3.127	3.056	3.057	71329@3.06	25000@3.06	---	---	14,019,133	10,004	42,855,146.95	7,075,438.71	2.95	4.489	30101010
58,492,542	1.00	---	0.1	---	23/06/2025	27/01/2025	---	ALTER EGO MEDIA (CR)	4.962	-2.42	€ 5.085	26/03/2026	5.085	4.94	5.085	4.962	4.986	200@4.94	170@4.98	---	---	28,432	143	141,771.74	290,239.99	4.94	6.425	40301035
36,353,868	1.00	0.1	0.11	---	01/07/2025	21/08/2023	---	AUSTRIACARD (CB)	6.65	-4.45	€ 6.96	26/03/2026	6.8	6.6	6.83	6.65	6.716	133@6.64	1000@6.66	---	---	48,584	237	326,285.54	241,753.22	6.04	8.28	10101010
1,867,802,694	0.300	---	---	---	30/05/2013	10/10/2023	---	BALLY'S INTRALOT (CR)	0.846	-2.76	€ 0.87	26/03/2026	0.87	0.836	0.87	0.846	0.844	398@0.845	100@0.849	---	---	2,506,696	797	2,115,870.13	1,580,161.08	0.827	1.1	40501020
435,686,031	0.100	---	0.48	0.2	22/09/2025	23/09/2024	---	BANK OF CYPRUS (CR)	8.14	-2.16	€ 8.32	26/03/2026	8.46	8.12	8.46	8.14	8.198	20347@8.12	585@8.16	---	---	841,799	1,340	6,901,104.12	3,546,484.29	7.94	9.84	30101010
212,384,903	0.08	0.14	---	---	24/06/2025	07/12/2016	---	CENERGY HOLDINGS (CB)	18.4	-3.06	€ 18.98	26/03/2026	18.26	18.18	18.58	18.4	18.343	10@18.32	108@18.42	---	---	154,711	965	2,837,867.26	3,907,882.22	15.12	22.35	50202010
373,239,562	6.70	0.93	1.03	---	29/05/2025	29/04/2013	---	CC HBC AG (CR)	49.18	-1.01	€ 49.68	26/03/2026	48.82	48.54	49.18	49.18	48.736	1@48.70	510@49.20	---	---	15,379	233	749,506.068	3,355,921.66	42.5	55.75	45101020
3,631,510,801	0.220	0.0933	0.105	0.0468	06/11/2025	20/05/2019	---	EUROBANK (CR)	3.2	-3.32	€ 3.31	26/03/2026	3.262	3.196	3.299	3.2	3.221	83653@3.20	3081@3.22	---	---	11,068,144	4,497	35,654,722.661	1,620,834.56	3.162	4.392	30101010
51,889,670	1.00	0.12	0.15	---	27/06/2025	23/07/2019	---	FOURLIS (CR)	4.34	-2.36	€ 4.445	26/03/2026	4.405	4.29	4.405	4.34	4.335	1000@4.34	332@4.37	---	---	226,177	537	980,481.33	225,201.17	4.04	4.725	40401010
305,635,185	2.18	0.9	0.75	0.2	19/01/2026	01/10/2003	---	HELLENIQ ENERGY (CR)	9.6	---	€ 9.6	26/03/2026	9.61	9.48	9.695	9.6	9.597	1818@9.59	150@9.65	---	---	361,220	1,478	3,466,587.02	2,934,097.78	8.4	10.4	60101020
56,003,921	1.55	---	---	---	30/08/1993	29/01/2026	---	IDEAL HOLDINGS (CR)	5.59	-3.29	€ 5.78	26/03/2026	5.68	5.57	5.68	5.59	5.594	810@5.60	268@5.64	---	---	26,990	172	150,979.60	313,061.92	5.3	6.71	10102030
83,600,000	0.690	0.0504	0.1209	---	22/09/2025	02/07/2024	---	INTRACOM HOLDINGS (CR)	2.75	-3.00	€ 2.835	26/03/2026	2.84	2.75	2.84	2.75	2.771	1000@2.75	35@2.78	---	---	115,214	421	319,285.29	229,900.00	2.7	3.85	10101010
134,365,561	0.880	1.4726	0.5063	---	23/03/2026	05/03/2014	---	JUMBO SA (CR)	22.78	-0.09	€ 22.8	26/03/2026	22.8	22.52	22.82	22.78	22.722	39222@22.74	4735@22.80	---	---	332,302	2,414	7,550,477.66	3,060,847.48	21.82	28.7	40401010
176,736,715	0.300	---	---	---	30/05/2007	27/11/2019	---	LAMDA DEVELOPMENT SA (CR)	5.94	-1.00	€ 6	26/03/2026	6	5.85	6	5.94	5.915	55@5.93	1670@5.95	---	---	431,041	1,394	2,549,480.02	1,049,816.09	5.85	7.76	35101010
143,022,980	1.00	---	---	---	04/08/2025	---	---	METLEN PLC (CR)	32.98	-5.72	€ 34.98	26/03/2026	32.3	31.9	33.3	32.98	32.694	150@32.96	14040@32.98	---	---	1,206,009	10,712	39,428,899.48	4,716,897.88	31.9	47.68	65102000
31,400,000	0.400	---	---	---	26/04/2007	10/05/2023	---	MIG (CR)	3.01	-1.31	€ 3.05	26/03/2026	3.05	2.98	3.05	3.01	3.029	100@2.99	390@3.01	---	---	4,074	38	12,339.79	94,514.00	2.82	3.85	30202000
126,502,434	0.500	0.0304	0.0302	---	15/05/2025	28/07/2021	---	PREMIA (CR)	1.304	0.31	# 1.3	26/03/2026	1.296	1.288	1.308	1.304	1.296	390@1.30	245@1.31	---	---	47,967	227	62,144.59	164,959.17	1.236	1.49	35102000
70,029,804	1.00	---	---	---	15/05/2025	---	---	QUALCO GROUP (CR)	5.87	-0.51	€ 5.9	26/03/2026	5.9	5.7	5.9	5.87	5.773	15@5.70	50@5.88	---	---	45,156	185	260,675.38	411,074.95	5.08	6.73	10101015
78,325,475	0.85	3	---	---	30/06/2025	23/07/2019	---	TITAN (CB)	43.5	-4.08	€ 45.35	26/03/2026	45.35	43.25	45.35	43.5	43.631	318@43.45	290@43.60	---	---	66,162	1,198	2,886,710.40	3,407,158.16	42.6	59	50101030
259,189,761	0.12	0.16	---	---	24/06/2025	26/02/2016	---	VIOHALCO SA/NV (CB)	12.06	-1.95	€ 12.3	26/03/2026	12.3	11.9	12.3	12.06	12.048	191@12.04	1881@12.06	---	---	107,390	514	1,293,870.84	3,125,828.52	11.68	15.78	55102015
148,321,516	0.300	0.03	0.07	---	02/09/2025	22/01/2020	---	AVAX S.A. (CR)	2.84	-3.73	€ 2.95	26/03/2026	2.935	2.815	2.935	2.84	2.869	1011@2.84	620@2.85	---	---	325,067	668	932,731.63	421,233.11	2.79	3.645	50101010
232,000,000	2.12	0.0582	0.1207	0.1207	25/09/2025	19/06/2017	---	ADMIE (IPTO) HOLDING S.A. (CR)	2.79	-0.89	€ 2.815	26/03/2026	2.815	2.765	2.815	2.79	2.785	20@2.78	14@2.80	---	2024	240,052	385	668,552.97	647,280.00	2.76	3.125	65101015
90,167,100	0.500	0.7515	0.8041	---	20/05/2025	24/05/2021	---	AEGEAN AIRLINES (CR)	11.66	-1.52	€ 11.84	26/03/2026	11.84	11.54	11.84	11.66	11.677	92@11.64	288@11.68	---	---	118,082	982	1,378,845.30	1,051,348.39	10.8	15.36	40501010
204,002,463	0.300	---	---	---	12/08/2008	07/01/2025	---	AKTOR S.A. HOLDING CO. (CR)	9.97	-3.20	€ 10.3	26/03/2026	10.3	9.97	10.3	9.97	10.008	1@9.96	3000@10.00	---	---	198,755	518	1,989,134.25	2,033,904.56	9.5	11.7	50101010
103,423,291	0.570	---	0.4134	---	25/06/2025	28/08/2024	---	GEK TERNA (CR)	33	-2.19	€ 33.74	26/03/2026	33.2	32.62	33.64	33	33.069	13@32.98	1423@33.16	---	---	183,180	2,498	6,057,623.46	3,412,968.60	25.28	37.58	50101010
369,270,000	2.48	0.25	0.4	---	21/07/2025	12/12/2001	---	PPC (CR)	17.5	-0.34	€ 17.56	26/03/2026	17.49	17.2	17.5	17.5	17.326	1731@17.45	8598@17.51	---	---	482,649	2,122	8,362,252.88	6,462,225.00	16.28	20.56	65101015
309,544,087	1.00	0.33	0.7862	---	23/04/2025	07/02/2024	---	ATHENS INTL AIRPORT (CR)	10.33	-3.37	€ 10.69	26/03/2026	10.8	10.27	10.8	10.33	10.392	1130@10.33	306@10.34	---	2025	110,700	1,408	1,150,398.34	3,197,590.42	9.92	12	50206060
914,715,153	1.00	0.3643	0.4442	0.221	10/11/2025	29/08/2018	---	NATIONAL BANK (CR)	12.75	0.95	# 12.63	26/03/2026	12.695	12.5	12.785	12.75	12.691	588@12.70	20025@12.75	---	---	3,200,569	5,343	40,618,607.761	1,662,618.20	12.06	16.005	30101010
27,728,682	0.260	(0.06)	0.065	---	14/07/2025	24/07/2024	---	EKTER SA (CR)	3.465	-3.75	€ 3.6	26/03/2026	3.555	3.46	3.57	3.465	3.494	1752@3.46	2984@3.47	---	---	80,572	363	281,500.13	96,079.88	3.31	4.59	50101010
375,241,586	0.390	0.04	0.0901	---	26/06/2025	14/07/2006	---	ELVALHALCOR (CR)	3.34	-3.61	€ 3.465	26/03/2026	3.345	3.34	3.45	3.34	3.385	232@3.34	100@3.35	---	---	195,605	829	662,216.31	1,253,306.90	3.21	5.07	55102015
348,192,005	0.040	---	---	0.5029	22/12/2025	24/03/2025	---	ELLAKTOR (CR)	1.23	-1.28	€ 1.246	26/03/2026	1.22	1.218	1.242	1.23	1.226	100@1.22	3586@1.23	---	---	102,921	243	126,179.02	428,276.17	1.134	1.516	50101010
60,348,000	0.420	0.2504	0.3025	---	23/06/2025	04/08/2021	---	HELLENIC EXCHANGES-A.S.E. (CR)	7	-0.57	€ 7.04	26/03/2026	7	6.94	7.04	7	6.99	7914@6.96	645@7.01	---	---	24,129	86	168,658.75	422,436.00	5.72	7.26	30202015
106,500,000	0.600	0.1	0.07	---	22/07/2025	13/09/2021	---	EYDAP S.A. (CR)	8.8	-3.30	€ 9.1	26/03/2026	9.12	8.69	9.12	8.8	8.804	120@8.78	500@8.83	---	---	163,294	861	1,437,603.15	937,200.00	7.02	9.56	65102030
114,320,400	0.100	---	---	---	26/11/2021	05/08/2019	---	IKTINOS HELLAS SA (CR)	0.33	-0.60	€ 0.332	26/03/2																

Number of Outstanding Securities	Nominal Value	Dividends [1]			Date of Last Coupon		Note	Shares	Closing price	% change	Previous closing price/date	Open price	Price min	Price max	Last price	Avg price	Last Bid [7]	Last Ask [7]	P/E after tax	Year	Volume	Trades	Transactions Value[8]	Company Mkt Value (thou. €)	Year low	Year high	Sector[4]	
2023	2024	2025	Dividend [2]	Right																								
221,322,426	1.15	(0.1467)	(0.19)	---	23/06/2025	09/07/2025	---	OPTIMA BANK (CR)	8.36	-1.18	€ 8.46	26/03/2026	8.5	8.23	8.5	8.36	8.318	100@8.35	5@8.38	---	---	563,035	874	4,683,306.02	1,850,255.48	7.59	10.1	30101010
1,235,953,028	0.930	0.0632	---	---	10/07/2024	03/06/2025	---	PIRAEUS BANK (CR)	6.778	-1.45	€ 6.878	26/03/2026	6.8	6.71	6.87	6.778	6.762	831@6.78	6878@6.78	---	---	4,820,096	6,498	32,591,253.51	8,377,289.62	6.53	8.99	30101010

Main Market - Medium Liquidity Class

13,126,020	0.660	0.1376	0.1713	---	16/12/2025	04/09/2020	---	AS COMPANY SA (CR)	3.75	-2.09	€ 3.83	26/03/2026	3.77	3.7	3.77	3.75	3.746	6377@3.70	393@3.75	---	---	16,217	41	60,746.55	49,222.58	3.62	4.17	40401030
14,000,000	1.95	0.26	0.5	---	24/06/2025	26/03/2024	---	ALPHA REAL ESTATE (CR)	7.02	-1.40	€ 7.12	26/03/2026	7.1	7.02	7.12	7.02	7.09	33@7.02	80@7.08	---	---	3,432	60	24,333.84	98,280.00	6.94	7.58	35101015
3,150,744	0.360	0.563	0.5842	---	27/05/2025	02/06/2020	---	ALPHA TRUST HOLDINGS (CR)	15.95	-1.54	€ 16.2	26/03/2026	15.9	15.9	16	16	15.957	20@15.00	5@16.10	---	---	735	11	11,728.50	50,254.37	11.9	16.2	30202010
48,624,764	0.080	0.7	0.85	---	10/04/2025	05/12/2022	---	AUTOHELLAS SA (CR)	10.86	-1.27	€ 11	26/03/2026	10.9	10.82	10.94	10.86	10.856	30@10.84	2318@10.86	---	---	23,940	346	259,897.64	528,064.94	10.8	13.44	40401030
178,157,803	0.040	---	---	---	01/07/2008	21/02/2020	---	AVE (CR)	0.449	-0.88	€ 0.453	26/03/2026	0.449	0.445	0.449	0.449	0.449	2000@0.420	434@0.449	---	---	2,221	8	996.22	79,992.85	0.423	0.49	40301010
47,149,827	2.10	---	0.135	0.08	05/11/2025	27/12/2024	---	BRIQ PROPERTIES (CR)	2.96	---	~ 2.96	26/03/2026	2.98	2.96	2.99	2.96	2.974	350@2.95	450@2.96	---	---	16,667	35	49,564.87	139,563.49	2.86	3.12	35102000
101,123,806	0.360	---	---	---	22/07/2010	28/06/2011	---	CENTRIC HOLDINGS (CR)	0.3	---	~ 0.3	26/03/2026	0.295	0.29	0.305	0.3	0.296	100@0.294	250@0.299	---	---	49,714	45	14,711.94	30,337.14	0.29	0.42	40203040
784,500	10.00	0.5008	0.4	0.15	02/12/2025	31/07/2018	---	CNL CAPITAL (CR)	6.65	0.76	# 6.6	26/03/2026	6.65	6.65	6.65	6.65	6.65	---	100@6.70	---	2024	60	1	399.00	5,216.93	6.3	7.6	30202010
10,567,700	0.300	---	---	---	06/10/2005	13/02/2002	---	CPI SA (CR)	0.481	-5.69	€ 0.51	26/03/2026	0.502	0.481	0.502	0.481	0.497	453@0.481	400@0.490	---	---	8,847	23	4,400.95	5,083.06	0.481	0.646	10102030
1,618,012,407	0.050	---	---	---	04/06/2008	16/10/2024	---	CrediaBank (CR)	1.19	-7.03	€ 1.28	26/03/2026	1.274	1.19	1.274	1.19	1.217	1300@1.19	75000@1.20	---	---	851,306	851	1,036,437.58	1,925,434.76	1.116	1.722	30101010
18,680,300	0.050	---	---	---	06/07/2022	---	---	DIMAND (CR)	12.25	-2.00	€ 12.5	26/03/2026	12.4	12.1	12.4	12.25	12.21	500@12.15	3528@12.25	---	---	5,734	42	70,010.10	228,833.68	10.95	13.5	35101010
15,333,480	0.100	---	0.04	---	07/07/2025	02/02/2026	---	E.I.N.S. (CR)	1.47	-2.91	€ 1.514	26/03/2026	1.504	1.45	1.504	1.47	1.47	409@1.45	1647@1.47	---	---	60,564	132	89,009.97	22,540.22	1.38	2.115	50205020
121,168,897	0.040	---	---	---	07/07/2010	16/01/2024	5160	FRIGOGLASS SA (CR)	0.32	-0.62	€ 0.322	26/03/2026	0.322	0.305	0.322	0.32	0.312	4100@0.310	11990@0.322	---	2024	46,541	41	14,500.08	38,774.05	0.291	0.5	50204000
169,043,561	0.300	---	0.02	---	17/07/2025	28/11/2022	---	LAVIPHARM SA (CR)	1.15	-3.36	€ 1.19	26/03/2026	1.164	1.14	1.186	1.15	1.066	10245@1.14	7212@1.15	---	---	583,821	139	622,252.69	194,400.10	0.937	1.458	20103015
4,740,000	0.860	---	---	---	14/03/2003	---	---	LOGISMOS S.A. (CR)	2.1	-0.94	€ 2.12	26/03/2026	2.04	2.02	2.1	2.1	2.075	11@2.06	1075@2.10	---	2024	5,723	34	11,872.46	9,954.00	1.96	2.58	10101015
17,120,280	0.940	0.12	0.3	---	26/05/2025	26/06/2023	---	LOULIS FOOD (CR)	3.51	-2.23	€ 3.59	26/03/2026	3.56	3.47	3.56	3.53	3.501	300@3.47	100@3.54	---	---	833	15	2,916.06	60,092.18	3.42	4.1	45102020
4,419,616	1.58	0.06	0.13	---	07/07/2025	04/03/2015	---	MEDICON S.A (CR)	2.44	-0.81	€ 2.46	26/03/2026	2.37	2.34	2.45	2.45	2.356	267@2.36	2325@2.44	---	---	9,453	28	22,269.86	10,783.86	2.32	2.75	20102010
468,700	2.8	2.4	---	---	12/06/2025	21/05/2004	---	MERMEREN KOMB. A.D. PR. (GDR)	34	-1.16	€ 34.4	26/03/2026	34	34	34	34	34	25@31.20	65@34.00	---	2024	45	2	1,530.00	15,935.80	31	36.2	55102000
10,500,000	0.950	0.15	0.25	---	04/07/2025	21/07/2023	---	MEVACO SA (CR)	8.7	-2.25	€ 8.9	26/03/2026	8.45	8.45	8.95	8.9	8.681	30@8.60	134@8.90	---	2024	995	22	8,637.40	91,350.00	8.3	9.85	55102015
153,908,095	0.870	0.0229	0.0248	---	11/09/2025	02/08/2024	---	ORILINA PROPERTIES REIC (CR)	0.78	-2.01	€ 0.796	26/03/2026	0.802	0.774	0.81	0.78	0.791	100@0.778	5561@0.796	---	---	39,995	47	31,622.27	120,048.31	0.774	0.886	35102000
14,101,683	0.100	0.0526	0.1091	---	03/06/2025	02/11/2021	---	PERFORMANCE TECHNOLOGIES (CR)	6.93	-0.29	€ 6.95	26/03/2026	6.92	6.82	6.95	6.93	6.874	125@6.89	150@6.94	---	---	18,084	59	124,303.88	97,724.66	6.62	8.92	10101010
24,823,934	0.230	0.049	0.0647	---	01/07/2025	08/06/2022	---	PROFILE SA (CR)	7.07	-1.12	€ 7.15	26/03/2026	7.02	6.87	7.11	7.07	7.017	1510@6.93	2@7.07	---	---	66,328	232	465,414.44	175,505.21	6	8.12	10101010
35,377,749	0.280	---	---	---	18/07/2005	22/12/2025	---	QUALITY & RELIABILITY SA (CR)	1.086	-4.74	€ 1.14	26/03/2026	1.148	1.086	1.148	1.086	1.103	500@1.08	1685@1.09	---	---	35,883	107	39,595.97	38,420.24	1	1.43	10101010
107,222,688	0.440	0.22	0.3	---	23/06/2025	16/03/2022	---	QUEST HOLDINGS (CR)	6.14	-2.23	€ 6.28	26/03/2026	6.28	6.07	6.28	6.14	6.16	572@6.10	1950@6.14	---	---	26,500	175	163,243.08	658,347.30	6.07	7.22	10101010
21,500,000	0.400	0.04	0.0509	---	19/08/2025	06/08/2021	---	REAL CONSULTING (CR)	5.06	-0.78	€ 5.1	26/03/2026	5.06	4.99	5.08	5.06	5.015	15@4.98	147@5.10	---	---	10,405	50	52,176.21	108,790.00	4.95	6.56	10101010
6,456,530	1.08	0.16	0.15	---	21/07/2025	02/08/2010	---	SPACE HELLAS SA (CR)	6.06	-1.62	€ 6.16	26/03/2026	6.1	6.06	6.1	6.06	6.067	200@6.00	580@6.06	---	---	447	11	2,712.10	39,126.57	6	8.48	15101010
121,132,042	1.60	0.08	0.1	0.0651	30/12/2025	10/11/2023	---	TRADE ESTATES REIC (CR)	1.88	-0.53	€ 1.89	26/03/2026	1.895	1.88	1.9	1.88	1.892	2391@1.88	1000@1.90	---	---	52,900	59	100,065.06	227,728.24	1.81	2.02	35102045
17,190,046	0.300	---	---	---	16/11/1992	09/10/2025	---	UNIBIOS (CR)	2.53	-5.24	€ 2.67	26/03/2026	2.72	2.53	2.72	2.53	2.574	121@2.53	197@2.58	---	---	10,880	65	28,009.96	43,490.82	2.13	2.97	50204000
7,595,160	0.600	---	---	---	10/09/2019	18/08/2010	---	YKNOT (CR)	1.1	-24.14	€ 1.45	26/03/2026	1.42	1.015	1.425	1.1	1.165	16359@1.10	600@1.12	---	---	353,068	848	411,450.68	8,354.68	1.015	2.41	40501015
32,413,681	0.370	---	---	---	15/07/2009	11/05/2000	---	ALUMIL (CR)	5.22	-0.38	€ 5.24	26/03/2026	5.3	5.14	5.3	5.22	5.209	345@5.20	950@5.24	---	---	21,401	58	111,474.86	169,199.41	5	6.88	55102035
3,734,164	3.44	0.4954	0.5896	---	14/10/2025	19/07/2022	---	ANDROMEDA SA (CR)	7.7	-0.26	€ 7.72	26/03/2026	7.7	7.58	7.8	7.7	7.661	15@7.62	2460@7.70	---	2024	2,321	36	17,782.00	28,753.06	7.58	9.1	30204000
15,300,000	0.300	---	0.01	---	09/10/2025	13/12/1999	---	ATTICA PUBLICATIONS SA (CR)	1.29	---	~ 1.29	26/03/2026	1.26	1.26	1.29	1.29	1.27	125@1.24	100@1.30	---	---	75	4	95.25	19,737.00	1.17	1.44	40301030
23,986,500	1.00	---	---	---	26/06/2009	25/08/2025	---	BIOKARPET S.A.(CR)	1.555	1.97	# 1.525	26/03/2026	1.5	1.47	1.555	1.555	1.487	123@1.49	450@1.56	---	---	23,853	73	35,480.71	37,299.01	1.45	2.06	50101035
6,325,000	0.600	0.145	0.07	---	28/07/2025	17/02/2014	---	VOYATZOGLOU (CR)	2.04	0.99	# 2.02	26/03/2026	2</															

Daily Official List

Year: 147 Trading Day No: 58

Section 2: Analytic Figures of Shares Transactions

Friday, 27 March, 2026

Number of Outstanding Securities	Nominal Value	Dividends [1]			Date of Last Coupon		Note	Shares	Closing price	% change	Previous closing price/date	Open price	Price min	Price max	Last price	Avg price	Last Bid [7]	Last Ask [7]	P/E after tax	Year	Volume	Trades	Transactions Value[8]	Company Mkt Value (thou. €)	Year low	Year high	Sector[4]	
		2023	2024	2025	Dividend [2]	Right																						
15,878,748	0.480	---	---	---	10/07/2006	22/03/2004	---	DOMIKI KRITIS SA (CR)	1.955	-1.01	€ 1.975	26/03/2026	1.96	1.9	1.96	1.955	1.948	80@1.94	41@1.96	---	---	2,592	14	5,049.23	31,042.95	1.89	2.65	50101010
34,720,000	0.310	---	---	---	16/06/2010	01/08/2007	---	DROMEAS SA (CR)	0.32	---	0.32	26/03/2026	---	---	---	---	500@0.317	2600@0.320	---	---	---	---	---	---	11,110.40	0.31	0.39	40202015
13,673,200	0.420	0.05	0.05	---	19/08/2025	26/07/2001	---	EVROFARMA (CR)	3.52	0.57	# 3.5	26/03/2026	3.6	3.42	3.6	3.52	3.512	70@3.44	180@3.52	---	---	955	21	3,353.70	48,129.66	3.02	4.07	45102020
18,146,007	1.00	---	---	---	23/08/2023	10/09/2010	---	ELASTRON (CR)	2.1	---	2.1	26/03/2026	2.07	2.05	2.1	2.1	2.056	403@2.05	202@2.10	---	---	3,737	25	7,684.12	38,106.61	2.02	2.65	55102010
3,307,500	0.210	0.4	0.4	---	23/10/2025	30/11/2022	---	ELVE SA (CR)	5.15	---	5.15	26/03/2026	5.15	5.1	5.15	5.1	5.132	34@5.10	215@5.15	---	2024	285	5	1,462.75	17,033.63	5	5.8	40204020
23,828,130	0.500	0.108	0.1366	---	14/07/2025	17/02/2009	---	ELINOIL S.A. (CR)	2.19	---	2.19	26/03/2026	2.21	2.15	2.21	2.19	2.189	300@2.16	162@2.19	---	---	940	8	2,057.80	52,183.60	2.11	2.59	60101020
19,864,886	5.60	0.672	0.672	---	23/04/2025	02/07/2008	---	BANK OF GREECE (CR)	15.1	-0.66	€ 15.2	26/03/2026	15.1	15	15.2	15.1	15.09	505@15.10	500@15.15	---	2025	4,792	84	72,312.70	299,959.78	14.8	17.5	30101010
26,730,187	0.520	---	0.07	---	09/07/2025	01/08/2017	---	ELTON SA (CR)	1.72	1.78	# 1.69	26/03/2026	1.675	1.65	1.72	1.72	1.682	510@1.71	200@1.72	---	---	16,908	60	28,443.44	45,975.92	1.62	2.22	50205010
36,300,000	1.12	0.0276	0.055	---	01/07/2025	12/12/2007	---	THESSALONIKA WATER & SEWERAGE	3.76	-2.84	€ 3.87	26/03/2026	3.81	3.75	3.83	3.76	3.776	81@3.75	100@3.78	---	---	22,160	98	83,681.15	136,488.00	3.4	4.02	65102030
143,352,325	0.260	---	---	---	29/08/2022	28/04/2025	---	EVROPI HOLDINGS S.A. (CR)	1.9	-2.06	€ 1.94	26/03/2026	1.925	1.855	1.925	1.9	1.871	200@1.88	2975@1.90	---	---	7,550	27	14,127.70	272,369.42	1.77	2.34	30302025
86,735,980	0.310	0.02	---	---	22/07/2024	07/09/2023	---	ATHENS MEDICAL CENTER SA (CR)	1.645	-0.30	€ 1.65	26/03/2026	1.66	1.63	1.66	1.645	1.634	10@1.62	500@1.63	---	---	864	11	1,412.17	142,680.69	1.565	2.07	20101010
14,111,198	0.450	(0.0133)	0.07	---	31/07/2025	09/01/2025	---	ILYDA S.A. (CR)	4.07	-3.33	€ 4.21	26/03/2026	4.21	4.02	4.21	4.07	4.102	308@4.02	8570@4.07	---	2024	8,905	97	36,532.24	57,432.58	3.74	5.52	10101015
45,417,399	0.100	---	---	---	25/07/2008	02/04/2024	---	INTERWOOD-XYLEMPORIA (CR)	0.205	-1.91	€ 0.209	26/03/2026	0.21	0.204	0.21	0.205	0.209	498@0.205	700@0.208	---	---	18,572	19	3,877.31	11,207.33	0.201	0.274	50101020
18,567,912	0.590	0.16	0.201	---	02/07/2025	26/01/2021	---	INTERLIFE G.C.I.(CR)	5.68	-0.70	€ 5.72	26/03/2026	5.68	5.6	5.72	5.68	5.657	93@5.68	47@5.70	---	2024	5,286	45	29,904.34	105,465.74	5.56	6.98	30302025
8,424,900	0.500	---	---	---	12/07/2010	04/07/2019	---	INTERTECH SA (CR)	1.23	-2.38	€ 1.26	26/03/2026	1.24	1.225	1.24	1.225	1.233	1@1.20	999@1.23	---	2024	3	3	3.70	10,362.63	0.99	1.5	50205010
19,804,134	0.150	---	---	---	01/07/2004	06/11/2017	---	KEKROPS SA (CR)	1.59	-6.19	€ 1.695	26/03/2026	1.655	1.585	1.7	1.59	1.622	10@1.59	900@1.63	---	2024	23,891	84	38,739.49	31,488.57	1.53	2.35	35101010
11,510,102	0.890	---	---	---	24/06/2005	06/10/1999	---	NAFPAKTOS TEXTILE (CR)	1.375	1.10	# 1.36	26/03/2026	1.35	1.3	1.395	1.395	1.337	100@1.36	300@1.38	---	---	5,462	29	7,303.42	15,826.39	1.3	1.69	55101020
21,224,340	0.420	---	---	---	06/09/2022	25/04/2006	---	KORDELLOS BROS SA (CR)	0.417	-4.58	€ 0.437	26/03/2026	0.438	0.408	0.438	0.417	0.415	1000@0.407	4156@0.410	---	2024	24,185	33	10,038.56	8,850.55	0.366	0.554	55102010
33,065,136	0.380	0.3506	0.4007	---	21/08/2025	16/09/2013	---	KRI-KRI S.A. (CR)	20.9	2.45	# 20.4	26/03/2026	20.4	20.4	21	20.9	20.753	12@20.90	102@21.00	---	2024	16,688	180	346,330.40	691,061.34	19.18	24.65	45102020
6,200,000	0.500	---	---	---	22/06/2010	01/11/1995	---	MINERVA KNITWEAR (CR)	0.538	-1.10	€ 0.544	26/03/2026	0.536	0.536	0.54	0.538	0.538	200@0.536	50@0.544	---	---	1,300	5	699.20	3,335.60	0.473	0.772	40204020
5,939,268	0.620	---	---	---	10/07/2003	03/01/2002	---	LANAKAM SA (CR)	1.34	---	1.34	26/03/2026	---	---	---	---	25@1.11	50@1.32	---	---	---	---	---	---	7,958.62	0.96	1.43	40401020
9,819,370	0.500	---	---	---	14/08/2007	09/01/2004	---	MATHIOS REFRACTORY SA (CR)	0.64	---	0.64	26/03/2026	0.64	0.625	0.64	0.64	0.637	200@0.620	1@0.635	---	---	195	9	124.24	6,284.40	0.62	0.97	55101000
30,150,000	0.360	0.122	0.1335	---	17/06/2025	25/04/2019	---	MOTODYNAMICS S.A. (CR)	2.39	0.84	# 2.37	26/03/2026	2.41	2.36	2.41	2.39	2.38	25@2.36	907@2.39	---	---	7,508	26	17,865.91	72,058.50	2.23	2.7	40401030
6,340,000	0.600	0.2	0.23	0.23	09/12/2025	11/01/2024	---	NAKAS MUSIC	3.56	---	3.56	26/03/2026	3.56	3.5	3.56	3.56	3.52	7@3.50	37@3.56	---	---	57	9	200.62	22,570.40	3.24	3.92	40401030
126,431,958	2.50	0.025	0.043	---	03/06/2025	05/06/2024	---	NOVAL PROPERTY REIC (CR)	2.56	-0.39	€ 2.57	26/03/2026	2.56	2.56	2.59	2.56	2.57	201@2.56	125@2.59	---	2024	8,048	32	20,680.61	323,665.81	2.56	2.92	35102045
10,080,000	3.00	1.3	2	---	16/05/2025	27/08/2001	---	TPA SA (CR)	34.3	-3.65	€ 35.6	26/03/2026	34.5	34	34.9	34.3	34.39	2@34.10	202@34.30	---	---	1,699	42	58,429.00	345,744.00	34	38.8	50206060
25,000,000	2.00	1.336	1.92	---	04/08/2025	08/08/2003	---	P.P.A. S.A. (CR)	36.1	0.28	# 36	26/03/2026	36.4	35.8	36.4	36.1	36.107	200@35.45	116@36.10	---	2024	8,906	166	321,571.90	902,500.00	35.4	41.1	50206060
68,926,799	0.240	---	---	---	07/07/2023	---	---	ONYX TOURISTIKI S.A. (CR)	1.39	-1.07	€ 1.405	26/03/2026	1.39	1.38	1.415	1.39	1.387	500@1.38	200@1.39	---	---	21,440	60	29,727.25	95,808.25	1.33	2.22	40401020
4,971,466	1.46	---	---	---	04/07/2007	08/10/2003	---	PAIRIS SA (CR)	0.868	2.12	# 0.85	26/03/2026	0.868	0.868	0.87	0.87	0.868	500@0.802	485@0.840	---	---	90	2	78.12	4,315.23	0.73	0.984	50203030
27,098,594	0.540	0.0702	0.0605	0.0404	07/10/2025	14/01/2021	---	PAPOUTSANIS (CR)	3.48	-1.97	€ 3.55	26/03/2026	3.55	3.4	3.55	3.48	3.475	50@3.41	385@3.48	---	2025	3,345	32	11,622.35	94,303.11	3.32	4.06	45201020
7,070,400	0.930	0.8645	0.3242	---	11/07/2025	06/05/2016	---	PETROPOULOS PETROS (CR)	7.94	-1.00	€ 8.02	26/03/2026	8.02	7.94	8.02	7.94	7.971	200@7.84	50@7.92	---	---	2,140	13	17,057.20	56,138.98	7.86	8.98	50206015
43,741,452	0.660	0.2388	0.2391	0.07	19/01/2026	01/11/1999	---	THRACE PLASTICS SA (CR)	3.6	-0.28	€ 3.61	26/03/2026	3.61	3.6	3.75	3.6	3.648	4573@3.60	295@3.61	---	---	41,747	175	152,297.64	157,469.23	3.55	4.535	50203015
24,319,250	0.300	---	---	---	09/07/2002	04/07/2007	5165	PROODEFTIKH SA (CR)	0.328	-2.96	€ 0.338	26/03/2026	0.33	0.326	0.33	0.326	0.328	1250@0.324	1010@0.326	---	---	9,000	8	2,954.00	7,976.71	0.316	0.5	50101010
21,912,599	0.300	0.0485	0.0483	---	29/04/2025	23/02/2007	---	REVOIL (CR)	1.585	---	1.585	26/03/2026	1.55	1.545	1.585	1.585	1.552	763@1.55	70@1.59	---	---	7,017	19	10,887.62	34,731.47	1.535	1.86	60101020
13,582,223	1.35	---	---	---	24/06/2008	02/02/2016	---	SIDMA STEEL (CR)	1.46	-4.26	€ 1.525	26/03/2026	1.495	1.46	1.495	1.46	1.482	10@1.46	35@1.49	---	---	1,477	12	2,188.57	19,830.05	1.455	2.12	55102010
40,693,350	5.00	---	---	---	03/07/2006	26/05/2015	---	TECHNICAL OLYMPIC SA (CR)	2.22	-0.45	€ 2.23	26/03/2026	2.19	2.17	2.22	2.22	2.187	300@2.17	148@2.22	---	---	4,292	24	9,388.48	90,339.24	2.12	2.61	50206030
3,048,000	0.300	---	---	---</																								

Number of Outstanding Securities	Nominal Value	Dividends [1]			Date of Last Coupon		Note	Shares	Closing price	% change	Previous closing price/date	Open price	Price min	Price max	Last price	Avg price	Last Bid [7]	Last Ask [7]	P/E after tax	Year	Volume	Trades	Transactions Value[8]	Company Mkt Value (thou. €)	Year low	Year high	Sector[4]	
		2023	2024	2025	Dividend [2]	Right																						
243,164,193	0.300	0.07	0.07	---	12/09/2025	05/12/2023	---	ATTICA HOLDINGS (CR)	1.525	-0.97	€ 1.54	26/03/2026	1.53	1.51	1.56	1.52	1.533	671@1.52	772@1.54	---	---	16,673	66	25,566.56	370,825.39	1.51	2.06	40501015
11,943,624	0.540	0.15	0.165	---	01/07/2025	30/08/2019	---	FLEXOPACK SA (CR)	7.4	-3.27	€ 7.65	26/03/2026	7.5	7.4	7.5	7.4	7.416	25@7.65	---	---	---	610	4	4,524.00	88,382.82	7.4	8.6	50203030
244,737,498	0.500	0.02	0.03	0.04	26/03/2026	28/12/2023	---	TRASTOR REAL EST. INV. CO.(CR)	1.17	-5.64	€ 1.24	26/03/2026	1.22	1.15	1.23	1.15	1.199	2@1.22	200@1.22	---	2025	3,942	22	4,727.00	286,342.87	1.15	1.38	35102000
18,810,000	0.400	0.0381	0.0591	---	20/10/2025	14/11/2007	---	VARVERIS - MODA BAGNO SA (CR)	5.82	0.34	# 5.8	26/03/2026	5.72	5.7	5.82	5.82	5.774	50@5.66	200@5.84	---	---	1,810	12	10,451.40	109,474.20	5.16	6.14	40401025
3,417,600	0.100	0.016	---	---	04/07/2024	02/04/2024	---	INTERWOOD-XYLEMPORIA (PR)	0.555	---	↘ 0.555	26/03/2026	---	---	---	---	---	577@0.505	62@0.600	---	---	---	---	---	11,207.33	0.4	0.64	50101020
2,760,000	11.83	12.4	14	---	30/05/2025	16/07/1990	---	KARELIA (CR)	376	---	↘ 376	26/03/2026	374	372	376	374	373.084	4@374.00	9@376.00	---	---	227	28	84,690.00	1,037,760.00	354	382	45103010
21,364,000	1.12	---	---	---	21/08/2023	08/03/2023	---	LAMPASA HOTEL SA (CR)	46.4	---	↘ 46.4	26/03/2026	---	---	---	---	---	78@46.40	---	---	---	---	---	---	991,289.60	42.2	46.8	40501025
38,566,614	0.700	---	---	---	21/07/2008	07/07/2025	---	MOUZAKIS (CR)	0.58	---	↘ 0.58	26/03/2026	0.565	0.565	0.565	0.565	0.565	300@0.560	100@0.565	---	---	300	2	169.50	22,368.64	0.55	0.69	55101020
42,500,000	1.00	0.0383	0.0538	0.1673	21/11/2025	13/09/2023	---	MPL KEDROS (CR)	4.34	---	↘ 4.34	26/03/2026	4.34	4.34	4.34	4.34	4.34	1@4.34	150@4.45	---	---	1,099	10	4,769.66	184,450.00	4.23	4.4	35102000
27,379,200	0.980	0.5001	0.52	---	25/08/2025	29/08/2022	---	CRETE PLASTICS SA (CR)	13.9	0.72	# 13.8	26/03/2026	13.7	13.3	14	14	13.755	50@13.60	137@14.00	---	---	906	19	12,461.90	380,570.88	13.2	15.9	50203015
255,494,534	2.71	0.247	0.705	0.216	15/12/2025	30/09/2021	---	PRODEA (CR)	5.65	0.89	# 5.6	26/03/2026	5.7	5.6	5.7	5.6	5.666	230@5.60	200@5.60	---	---	4,165	16	23,600.00	1,443,544.12	5.2	6.1	35102000
4,181,450	0.500	---	---	---	21/08/2000	05/03/2002	---	FLOUR MILLS SARANTOPOULOS SA	1.46	---	↘ 1.46	26/03/2026	---	---	---	---	---	---	600@1.60	---	---	---	---	---	6,104.92	1.12	1.46	45102020
1,011,000	1.00	---	---	---	01/07/2004	11/12/2012	5193	TRIA ALFA SA (CR)	4.64	-9.02	€ 5.1	26/03/2026	4.66	4.64	4.66	4.64	4.645	97@4.62	10@4.80	---	2024	185	2	859.40	4,691.04	4.64	7.5	55101020

Exchange Traded Funds (ETFs)

1,255,078	---	---	---	---	15/06/2016	---	---	ALPHA ETF FTSE Athex Large Cap	51.77	-1.82	€ 52.73	26/03/2026	52.5	51.56	52.5	51.77	51.779	20@51.74	4000@51.90	---	---	9,313	179	482,217.63	---	51.03	66.71	12003
-----------	-----	-----	-----	-----	------------	-----	-----	--------------------------------	-------	-------	---------	------------	------	-------	------	-------	--------	----------	------------	-----	-----	-------	-----	------------	-----	-------	-------	-------

Surveillance

8,321,682	0.670	---	---	---	17/08/2007	23/11/1999	---	N. LEVENTERIS (CR)	0.292	---	↘ 0.292	26/03/2026	---	---	---	---	---	---	2498@0.300	---	2024	---	---	---	2,825.31	0.252	0.32	55102010	
2,160,524	0.670	---	---	---	03/12/2018	23/11/1999	---	N. LEVENTERIS (PR)	0.183	---	↘ 0.183	26/03/2026	---	---	---	---	---	---	---	---	2024	---	---	---	---	2,825.31	0.165	0.2	55102010

Suspension Status

13,191,620	0.620	---	---	---	04/08/2010	09/09/2002	5232	YALCO - CONSTANTINOU (CR)	0.16	---	↘ 0.16	30/05/2025	---	---	---	---	---	---	26032@0.162	---	---	---	---	---	2,110.66	0.16	0.16	40202020	
17,579,754	4.16	---	---	---	18/08/2006	02/08/2010	---	BIOTER SA (CR)	0.206	---	↘ 0.206	30/05/2025	---	---	---	---	---	---	---	---	---	---	---	---	---	3,621.43	0.206	0.206	50101010
3,961,300	1.28	---	---	---	29/06/2004	03/08/2000	5248	DUROS SA (CR)	0.25	---	↘ 0.25	24/04/2023	---	---	---	---	---	---	---	---	---	---	---	---	---	990.33	0.25	0.25	40204020
15,842,391	1.51	---	---	---	15/07/2009	12/05/2000	5141	BITROS HOLDING SA (CR)	0.51	---	↘ 0.51	30/05/2025	---	---	---	---	---	---	---	---	---	---	---	---	---	8,079.62	0.51	0.51	55102010
28,438,268	0.070	---	---	---	21/08/2006	24/11/1999	5253	SPIROY AGRICULTURE SA (CR)	0.138	---	↘ 0.138	30/05/2025	---	---	---	---	---	---	---	---	---	---	---	---	---	3,924.48	0.138	0.138	45102010

Shares' Notes

Code	Note text
()	- Adjusted dividends.
*	- Last adjusted closing price.
[1]	- Net dividends.
[2]	- The "Date of Last Coupon" for New listings refers to the date company's stocks started to trade in Athex
[3]	- The Company Market Value is referred to the number of outstanding shares
[4]	- Sectors codification can be found in Appendix A
[5]	- The Market Value refers to the total number of shares listed (including their several classes) in the exchange by the company.
[6]	- P/E greater than 100
[7]	- Last view of the Order Book before the end of the trading session
[8]	- All Blocks Methods' Transactions Value are included.
5141	- Transfer to the Surveillance Category as of 10/05/2017.
5160	- Transfer to the Surveillance Category as of 15/04/2016.
5165	- Transfer to the Surveillance Category as of 15/02/2018.
5193	- Transfer to the Surveillance Category as of 25/10/2018.
5232	- Transfer to the Under Surveillance Category from 08/04/2011.
5248	- Transfer to the Surveillance Category as of 06/09/20116.
5253	- Transfer to the Surveillance Category as of 14/5/2021.

Securities Blocks Details

Securities	Block Volume	Price	Block Trade Value	Time of approval	Note
OPTIMA BANK (CR)	382,432	8.32	3,181,834.24	10:36:35	20
PIRAEUS BANK (CR)	205,000	6.78	1,389,080.00	11:34:00	20
EUROBANK (CR)	500,000	3.23	1,612,500.00	11:35:44	20
EUROBANK (CR)	387,970	3.22	1,249,263.40	11:46:47	20
HELLENiQ ENERGY (CR)	50,000	9.56	478,000.00	12:00:39	20
EUROBANK (CR)	442,000	3.21	1,418,820.00	12:29:13	20
NATIONAL BANK (CR)	138,287	12.65	1,749,676.27	12:54:45	20
PIRAEUS BANK (CR)	476,000	6.73	3,204,908.00	13:19:01	20
LAVIPHARM SA (CR)	500,000	1.05	525,000.00	13:19:30	20
BANK OF CYPRUS (CR)	50,000	8.24	412,000.00	13:20:32	20
NATIONAL BANK (CR)	100,000	12.68	1,267,500.00	13:42:02	20
EUROBANK (CR)	100,000	3.25	325,000.00	13:47:03	20
AKTOR S.A. HOLDING CO. (CR)	40,000	10.02	400,800.00	13:47:12	20
BALLY'S INTRALOT (CR)	680,000	0.838	569,840.00	13:47:55	20
NATIONAL BANK (CR)	35,675	12.64	450,753.63	14:50:44	20
PIRAEUS BANK (CR)	100,000	6.76	676,000.00	15:39:48	20
PIRAEUS BANK (CR)	125,000	6.76	845,500.00	16:14:01	20
ALPHA BANK (CR)	510,000	3.05	1,555,500.00	16:35:22	20
PIRAEUS BANK (CR)	154,358	6.81	1,051,177.98	17:11:33	20
NATIONAL BANK (CR)	30,485	12.75	388,683.75	17:12:18	20

Blocks Notes

9 - Method 6-1 / Special Fees

10 - Method 6-1 / Special Fees, SDS

14 - Method 6-3 / Settlement, Incomplete Buy and Sell

18 - Method 6-2 / SPOT 1

19 - Method 6-2 / SPOT 2

20 - Method 6-1 and Method 6-1 Same Day Settlement

21 - Other Pre-agreed

Shares Rights Details

Occured date	Exercise from	Exercise until	Trading until	Rights	Price min	Price max	Closing price	Last Bid	Last Ask	Volume	Trades	Transactions Value
--------------	---------------	----------------	---------------	--------	-----------	-----------	---------------	----------	----------	--------	--------	--------------------

No Rights Transactions.

Forced Sales Details

Securities	Category of Security	Transactions Volume	Number of Trades	Transactions Value	Note
------------	----------------------	------------------------	---------------------	-----------------------	------

No Forced Transactions.

Forced Sales Notes

- 1 - Compulsory Public Forced Sales
- 2 - Forced Sales of Fixed Registered Shares
- 3 - Forced Sales of Remaining Fractional Shares

Exchange Traded Funds (ETFs) Characteristics

	Transactions Date (T)	Creation / Redemption	Units (T-1)	New Units (T-1)	Redemption Units (T-1)	Units (T) [1]	Fund Assets [2]	Net Unit Price	Dividend per Unit	Dividend Date
ALPHA ETF FTSE Athex Large Cap	27/03/2026	5,000	1,255,078	---	---	1,255,078	65,950,640.00	52.5470	1.15	01/07/2025

ETFs Notes

[1] - Units (T) = Units (T-1) + New Units (T-1) - Redemption Units (T-1)

[2] - The Creation / Redemption Units of T-1 are included.

Non Convertible Corporate Bonds - Regulated Market

Num Listed Bonds	Nominal price	Issue price	Today's Rate	Exp. Date	Duration (years)	Note	Coupon		Trading Unit	Corporate Bonds	Accrued Int.	Yield.T.Mat	Price min	Price max	Closing price	Previous closing price/date	Volume	Transactions Value	Last order		Date	ear min	Year max	
							Common	Preferred											Price	Buy / Sell				
150,000	1,000.00	1,000.00	2.65	22/10/2026	5	---	9	---	1	CPLP SHIPPING HOLDINGS PLC (Non Convertible)	11.7778	3.3880	99.3000	99.4000	99.3500	99.9000	26/03/2026	146,000	146,775.06	99.3500	B	27/03/2026	99.0100	100.5000
320,000	1,000.00	1,000.00	3.40	21/07/2027	7	---	12	---	1	LAMDA DEVELOPMENT S.A. (Non Convertible)	6.5167	3.4980	98.3250	99.0000	99.0000	99.0000	26/03/2026	29,000	28,761.34	98.4050	B	27/03/2026	97.5000	100.0000
200,000	1,000.00	1,000.00	1.90	23/03/2028	7	---	11	---	1	MOTOR OIL CORINTH REFINERIES SA (Non Convertible)	0.4222	3.0820	97.0200	97.4000	97.1861	97.0570	26/03/2026	37,000	35,974.47	97.0100	B	27/03/2026	96.8000	98.0000
150,000	1,000.00	1,000.00	2.60	22/10/2026	7	---	13	---	1	TERNA ENERGY FINANCE S.A. (Non Convertible)	11.5556	3.5740	99.1010	99.1100	99.1010	99.1000	26/03/2026	16,000	16,041.50	99.1010	B	27/03/2026	98.4189	99.7794
100,000	1,000.00	1,000.00	2.80	25/01/2027	5	---	9	---	1	PREMIA S.A. (Non Convertible)	4.9778	3.5950	---	---	---	99.0000	26/03/2026	---	---	98.9000	B	27/03/2026	97.7000	99.5000
500,000	1,000.00	1,000.00	4.00	10/07/2030	7	---	6	---	1	METLEN ENERGY & METALS S.A. (Non Convertible)	8.6667	3.6520	99.6500	100.4000	99.7987	100.4480	26/03/2026	269,000	271,341.42	99.6600	B	27/03/2026	98.3000	101.4000
500,000	1,000.00	1,000.00	3.80	18/11/2032	7	---	1	---	1	LAMDA DEVELOPMENT S.A. (Non convertible)	14.0389	4.0690	97.7500	98.3999	98.2828	98.3510	26/03/2026	67,000	66,790.06	98.0010	B	27/03/2026	97.5000	99.9999
140,000	1,000.00	1,000.00	4.70	15/12/2030	5	---	1	---	1	AKTOR S.A. (Non convertible)	13.8389	4.3830	100.8000	101.5300	101.0228	101.8930	26/03/2026	29,000	29,742.68	100.8000	B	27/03/2026	100.6000	103.4900
500,000	1,000.00	1,000.00	3.20	29/09/2032	7	---	1	---	1	GEK TERNA S.A. (Non Convertible)	---	3.8620	96.0000	96.6500	96.1926	96.6750	26/03/2026	86,000	82,870.74	96.0000	B	27/03/2026	95.2001	99.3790
500,000	1,000.00	1,000.00	2.75	03/07/2027	7	---	12	---	1	GEK TERNA S.A. (Non Convertible)	6.4931	3.2200	98.5500	98.9500	98.7834	98.7830	26/03/2026	65,000	64,631.26	98.7000	B	27/03/2026	97.8000	99.5000
300,000	1,000.00	1,000.00	2.30	20/07/2028	7	---	10	---	1	PRODEA REIC S.A.(Non Convertible)	4.4722	3.8970	95.5800	95.7500	95.6459	95.7390	26/03/2026	5,000	4,804.66	95.5800	B	27/03/2026	95.0000	97.5000
250,000	1,000.00	1,000.00	3.70	04/07/2032	7	---	2	---	1	AEGEAN AIRLINES S.A. (Non Convertible)	8.7361	3.9250	98.1501	99.8500	98.3066	99.8500	26/03/2026	36,000	35,947.83	98.1606	B	27/03/2026	98.0875	102.0999
250,000	1,000.00	1,000.00	2.45	16/11/2028	7	---	9	---	1	ELVALHALCOR S.A. (Non Convertible)	9.1194	3.7090	95.9500	96.0000	95.9500	95.8000	26/03/2026	30,000	29,068.58	95.9000	B	27/03/2026	94.9873	98.0000
120,000	1,000.00	1,000.00	2.65	06/12/2028	7	---	9	---	1	NOVAL PROPERTY REIC (Non Convertible)	8.3181	3.7290	96.0000	96.2500	96.2500	96.5900	26/03/2026	18,000	17,444.73	95.0000	B	27/03/2026	95.2500	99.9900
300,000	1,000.00	1,000.00	2.30	14/12/2028	7	---	9	---	1	GEK TERNA S.A. (Non Convertible)	6.7722	3.8030	95.3000	95.3000	95.3000	95.3000	26/03/2026	3,000	2,879.32	95.4000	B	27/03/2026	95.0000	97.2100
100,000	1,000.00	1,000.00	2.95	11/02/2027	5	---	9	---	1	SAFE BULKERS PARTICIPATIONS PLC (Non Convertible)	3.9333	4.8060	97.8500	98.0000	97.9063	98.1430	26/03/2026	8,000	7,863.97	97.9100	B	27/03/2026	97.8500	99.8500
100,000	1,000.00	1,000.00	4.40	26/07/2029	7	---	8	---	1	CPLP SHIPPING HOLDINGS PLC (Non Convertible)	7.8222	3.6380	100.4000	101.0000	100.5000	101.4000	26/03/2026	20,000	20,266.44	100.3000	B	27/03/2026	99.5100	102.8500
99,697	1,000.00	1,000.00	5.50	15/12/2028	5	---	5	---	1	IDEAL HOLDINGS S.A. (Non Convertible)	16.1944	4.1630	102.0000	102.0000	102.0000	102.0000	26/03/2026	2,000	2,072.39	101.8000	B	27/03/2026	101.9834	104.1000
200,000	1,000.00	1,000.00	4.25	23/01/2029	5	---	5	---	1	AUTOHELLAS S.A. (Non Convertible)	7.9097	3.9300	99.6000	100.7999	99.8743	100.9570	24/03/2026	99,000	99,729.51	99.7700	B	27/03/2026	99.8743	102.0000

Corporate Bonds Notes

Transactions Volume = (Pieces) * (Nominal Price). Transactions Value = (Pieces) * (Nominal Price) * (price %) + (Accrued interest).

The price of a Bond is stated as a percentage (%) of Bond's Nominal Price.

Nominal Price in Euros (€), except if it is noted differently.

Non Convertible Corporate Bonds - Regulated Market

Num Listed Bonds	Nominal price	Issue price	Today's Rate	Exp. Date	Duration (years)	Note	Coupon		Trading Unit	Corporate Bonds	Accrued Int.	Yield.T.Mat	Price min	Price max	Closing price	Previous closing price/date	Volume	Transactions Value	Last order		ear min	Year max		
							Common	Preferred											Price	Buy / Sell			Date	
130,000	1,000.00	1,000.00	6.00	27/02/2029	5	---	5	---	1	INTRALOT S.A. (Non Convertible)	5.3333	4.5790	101.5000	102.6000	102.2000	102.0000	26/03/2026	28,000	28,607.28	101.5302	B	27/03/2026	101.0000	103.2200
250,000	1,000.00	1,000.00	3.75	25/02/2033	7	---	1	---	1	CAPITAL CLEAN ENERGY CARRIERS CORP. (Non Convert)	3.5417	4.0930	97.4000	98.4799	98.0611	97.5000	26/03/2026	18,000	17,714.74	97.1000	B	27/03/2026	95.0002	99.9895

Corporate Bonds Notes

Transactions Volume = (Pieces) * (Nominal Price). Transactions Value = (Pieces) * (Nominal Price) * (price %) + (Accrued interest).

The price of a Bond is stated as a percentage (%) of Bond's Nominal Price.

Nominal Price in Euros (€), except if it is noted differently.

Government Bonds

Number Listed Bonds	Nominal price	Today's Rate	Accrued Interest Calc	Exp. Date [1]	Duration (years)	Note	Coupons Date	Curr. coupon value	Trading Unit	Government Bonds	Price min	Price max	Closing price	Previous closing price/date	Volume	Transactions Value	Price	Last order Buy / Sell	Date
4,000,000	1,000.00	4.13	Actual/Actual	15/06/2054	30	---	15/06	4.13	1	GGB-FXD-150654-30Y-4.125-1.000	---	---	---	---	---	---	---	---	---
4,700,000	1,000.00	1.88	Actual/Actual	04/02/2035	15	---	04/02	1.88	1	GGB-FXD-040235-15Y-1.875-1.000	---	---	---	---	---	---	---	---	---
6,000,000	1,000.00	0.75	Actual/Actual	18/06/2031	10	---	18/06	0.75	1	GGB-FXD-180631-10Y-0.750-1.000	---	---	---	---	---	---	---	---	---
3,600,000	1,000.00	3.88	Actual/Actual	15/06/2028	5	---	15/06	3.88	1	GGB-FXD-150628-05Y-3.875-1.000	---	---	---	---	---	---	---	---	---
5,962,747,327	1.00	3.75	Actual/Actual	30/01/2028	10	---	/02 - 02/02 - 31/	3.75	1	GGB-FXD-300128-10Y-3.750-1.000	---	---	---	85.4610 13/07/2018	---	---	1.0000	B	28/11/2018
7,067,309,386	1.00	3.90	Actual/Actual	30/01/2033	15	---	/02 - 02/02 - 31/	3.90	1	GGB-FXD-300133-15Y-3.900-1.000	---	---	---	78.6730 13/07/2018	---	---	1.0000	B	28/11/2018
5,622,848,349	1.00	4.00	Actual/Actual	30/01/2037	19	---	/02 - 02/02 - 31/	4.00	1	GGB-FXD-300137-19Y-4.000-1.000	---	---	---	77.0370 13/07/2018	---	---	1.0000	B	28/11/2018
5,476,770,669	1.00	4.20	Actual/Actual	30/01/2042	24	---	/02 - 02/02 - 31/	4.20	1	GGB-FXD-300142-24Y-4.200-1.000	---	---	---	77.7640 13/07/2018	---	---	1.0000	B	28/11/2018
4,950,000	1,000.00	3.38	Actual/Actual	15/06/2034	10	---	15/06	3.38	1	GGB-FXD-150634-10Y-3.375-1.000	---	---	---	---	---	---	---	---	---
41,118,344	1.00	4.30	Actual/Actual	24/02/2027	15	---	24/02	4.30	1	GGB-FXD-240227-15Y-2.000-1.000	---	---	---	10.0000 22/06/2015	---	---	---	---	---
45,137,734	1.00	4.30	Actual/Actual	24/02/2028	16	---	24/02	4.30	1	GGB-FXD-240228-16Y-2.000-1.000	---	---	---	10.0000 22/06/2015	---	---	---	---	---
61,768,888	1.00	4.30	Actual/Actual	24/02/2029	17	---	24/02	4.30	1	GGB-FXD-240229-17Y-2.000-1.000	---	---	---	10.0000 22/06/2015	---	---	---	---	---
54,567,744	1.00	4.30	Actual/Actual	24/02/2030	18	---	24/02	4.30	1	GGB-FXD-240230-18Y-2.000-1.000	---	---	---	10.0000 22/06/2015	---	---	---	---	---
37,541,515	1.00	4.30	Actual/Actual	24/02/2031	19	---	24/02	4.30	1	GGB-FXD-240231-19Y-2.000-1.000	---	---	---	10.0000 22/06/2015	---	---	---	---	---
37,558,317	1.00	4.30	Actual/Actual	24/02/2032	20	---	24/02	4.30	1	GGB-FXD-240232-20Y-2.000-1.000	---	---	---	10.0000 22/06/2015	---	---	---	---	---
37,473,732	1.00	4.30	Actual/Actual	24/02/2033	21	---	24/02	4.30	1	GGB-FXD-240233-21Y-2.000-1.000	---	---	---	10.0000 22/06/2015	---	---	---	---	---
33,888,293	1.00	4.30	Actual/Actual	24/02/2034	22	---	24/02	4.30	1	GGB-FXD-240234-22Y-2.000-1.000	---	---	---	10.0000 22/06/2015	---	---	---	---	---
35,177,800	1.00	4.30	Actual/Actual	24/02/2035	23	---	24/02	4.30	1	GGB-FXD-240235-23Y-2.000-1.000	---	---	---	10.0000 22/06/2015	---	---	---	---	---
35,547,268	1.00	4.30	Actual/Actual	24/02/2036	24	---	24/02	4.30	1	GGB-FXD-240236-24Y-2.000-1.000	---	---	---	10.0000 22/06/2015	---	---	---	---	---
40,246,306	1.00	4.30	Actual/Actual	24/02/2037	25	---	24/02	4.30	1	GGB-FXD-240237-25Y-2.000-1.000	---	---	---	10.0000 22/06/2015	---	---	---	---	---
37,643,952	1.00	4.30	Actual/Actual	24/02/2038	26	---	24/02	4.30	1	GGB-FXD-240238-26Y-2.000-1.000	---	---	---	10.0000 22/06/2015	---	---	---	---	---
36,977,100	1.00	4.30	Actual/Actual	24/02/2039	27	---	24/02	4.30	1	GGB-FXD-240239-27Y-2.000-1.000	---	---	---	10.0000 22/06/2015	---	---	---	---	---
41,615,000	1.00	4.30	Actual/Actual	24/02/2040	28	---	24/02	4.30	1	GGB-FXD-240240-28Y-2.000-1.000	---	---	---	10.0000 22/06/2015	---	---	---	---	---
42,227,208	1.00	4.30	Actual/Actual	24/02/2041	29	---	24/02	4.30	1	GGB-FXD-240241-29Y-2.000-1.000	---	---	---	10.0000 22/06/2015	---	---	---	---	---
68,288,487	1.00	4.30	Actual/Actual	24/02/2042	30	---	24/02	4.30	1	GGB-FXD-240242-30Y-2.000-1.000	---	---	---	10.0000 22/06/2015	---	---	---	---	---
4,700,000	1,000.00	3.88	Actual/Actual	12/03/2029	10	---	12/03	3.88	1	GGB-FXD-120329-10Y-3.875-1.000	---	---	---	---	---	---	100.0000	B	15/10/2019
5,500,000	1,000.00	1.50	Actual/Actual	18/06/2030	10	---	18/06	1.50	1	GGB-FXD-180630-10Y-1.500-1.000	---	---	---	---	---	---	---	---	---
5,500,000	1,000.00	4.38	Actual/Actual	18/07/2038	15	---	18/07	4.38	1	GGB-FXD-180738-15Y-4.375-1.000	---	---	---	---	---	---	---	---	---
40,000	1,000.00	2.72	FLR Actual/360	18/09/2026	1	---	18/09 - 18/03	---	1	GGB-FLT-180926-01Y-2.717-1.000	---	---	---	---	---	---	---	---	---
4,300,000	1,000.00	3.38	Actual/Actual	16/06/2036	10	---	16/06	3.38	1	GGB-FXD-160636-10Y-3.375-1000.00	---	---	---	---	---	---	---	---	---
5,364,250	1,000.00	3.25	Actual/Actual	20/03/2050	30	---	20/03	3.25	1	GGB-FXD-200350-30Y-3.250-1.000	---	---	---	---	---	---	---	---	---
4,500,000	1,000.00	3.63	Actual/Actual	15/06/2035	10	---	15/06	3.63	1	GGB-FXD-150635-10Y-3.625-1000.00	---	---	---	---	---	---	---	---	---
3,924,361	1,000.00	2.00	Actual/Actual	22/04/2027	7	---	22/04	2.00	1	GGB-FXD-220427-07Y-2.000-1.000	---	---	---	---	---	---	99.9000	B	22/04/2020
2,298,012	1,000.00	1.88	Actual/Actual	23/07/2026	7	---	23/07	1.88	1	GGB-FXD-230726-07Y-1.875-1.000	---	---	---	---	---	---	---	---	---
4,900,000	1,000.00	4.25	Actual/Actual	15/06/2033	10	---	15/06	4.25	1	GGB-FXD-150633-10Y-4.250-1.000	---	---	---	---	---	---	---	---	---

Government Bonds Notes

Transactions Volume = (Pieces) * (Nominal Price). Transactions Value = (Pieces) * (Nominal Price) * (price %) + (Accrued interest).

The Value of current coupon for the issues with NV 0.01 euro refers to NV 100 euros

FLR: Floating Interest Rate.

[1] - The Expiration Date of the interest bearing period and the Date for coupon payment.

Government Bonds

Number Listed Bonds	Nominal price	Today's Rate	Accrued Interest Calc	Exp. Date [1]	Duration (years)	Note	Coupons Date	Curr. coupon value	Trading Unit	Government Bonds	Price min	Price max	Closing price	Previous closing price/date	Volume	Transactions Value	Price	Last order Buy / Sell	Date
3,500,000	1,000.00	1.88	Actual/Actual	24/01/2052	30	---	24/01	1.88	1	GGB-FXD-240152-30Y-1.875-1.000	---	---	---	---	---	---	---	---	---
3,700,000	1,000.00	1.75	Actual/Actual	18/06/2032	10	---	18/06	1.75	1	GGB-FXD-180632-10Y-1.750-1.000	---	---	---	---	---	---	---	---	---
2,200,000	1,000.00	1.13	FLR Actual/360	15/12/2027	5	---	- 15/03 - 15/09 -	---	1	GGB-FLT-151227-05Y-1.130-1.000	---	---	---	---	---	---	102.1600	B	30/12/2022

Government Bonds Notes

Transactions Volume = (Pieces) * (Nominal Price). Transactions Value = (Pieces) * (Nominal Price) * (price %) + (Accrued interest).

The Value of current coupon for the issues with NV 0.01 euro refers to NV 100 euros

FLR: Floating Interest Rate.

[1] - The Expiration Date of the interest bearing period and the Date for coupon payment.

Treasury Bills & Zero Coupon Government Bonds

Issue Date	13-Week Maturity									26-Week Maturity									52-Week Maturity								
	Exp. Date	Initial Rate	Num Listed Bonds	Nominal price	Issue price	Last Trade Price	Last Trade Date	Volume Traded	Note	Exp. Date	Initial Rate	Num Listed Bonds	Nominal price	Issue price	Last Trade Price	Last Trade Date	Volume Traded	Note	Exp. Date	Initial Rate	Num Listed Bonds	Nominal price	Issue price	Last Trade Price	Last Trade Date	Volume Traded	Note
06/06/2025	---	---	---	---	---	---	---	---	---	---	---	---	---	---	---	---	---	---	06/06/2026	1.84	600,000	1,000.00	981.74	---	---	---	---
05/09/2025	---	---	---	---	---	---	---	---	---	---	---	---	---	---	---	---	---	---	04/09/2026	1.97	600,000	1,000.00	0.00	---	---	---	---
05/12/2025	---	---	---	---	---	---	---	---	---	---	---	---	---	---	---	---	---	---	04/12/2026	2.03	600,000	1,000.00	997.90	---	---	---	---
06/03/2026	---	---	---	---	---	---	---	---	---	---	---	---	---	---	---	---	---	---	05/03/2027	1.97	500,000	1,000.00	980.45	---	---	---	---

Bonds in Circulation	Currency / Min nominal traded Value	Coupons Payment Date	Current Coupon Value	Note	Coupon	Trading Unit	Issue Date	Duration (years)	Today's Interest	A.I.C in days	Bonds	Last price of previous days		Last Outcry in Cash (euro)			Trades in Pieces	Life min	Life Max
												Price	Buy / Sell	Date	Price	Buy / Sell			
Corporate Bonds in Foreign Currency and Euro																			
103,746	GBP / 10	01/12	0.25	---	67	1	01/12/1930	98	2.5	360	National Mortgage Bank	2.27	05/02/1996	2.27	S	05/02/1996	---	2.27	2.27
0	GBP / 10	01/12	0.25	---	69	1	01/12/1928	100	2.5	360	National Mortgage Bank	---	---	---	---	---	---	---	---

Government Bonds Notes

A.I.C: Accrued Interest Calculation base.

FLR: Floating Interest Rate.

The minimum tradeable Nominal Value for all Demeterialised Government Titles is 100 Euros.

(μτφρ-0)

Underlying Asset				Derivatives Market													
Price max	Price min	Closing price	change	Delivery Month	Open price	Price max	Price min	Last price	Closing price	Last Bid	Last Ask	Fixing price*	Life high	Life low	Trades	Volume	Open Interest
FTSE/Athex Large Cap (Trade Unit: 1 Index Point x 2E, Cash Settlement)																	
5,220.10	5,102.60	5,128.19	-1.76%	April 2026	5,165.00	5,165.00	5,107.00	5,128.00	5,128.00	---	---	---	5,883.25	---	228	880	6,107
				May 2026	5,108.50	5,115.25	5,097.75	5,099.75	5,099.75	---	---	---	5,447.50	---	18	57	189
				June 2026	---	---	---	---	5,244.75	---	---	---	---	---	---	---	---
				September 2026	---	---	---	---	5,271.25	---	---	---	---	---	---	---	---
				December 2026	---	---	---	---	5,297.50	---	---	---	---	---	---	---	---
				March 2027	---	---	---	---	5,324.00	---	---	---	---	---	---	---	---
FTSE/Athex Banks (Trade Unit: 1 Index Point x 15E, Cash Settlement)																	
2,232.80	2,185.06	2,200.58	-1.44%	June 2026	2,190.50	2,201.00	2,174.75	2,174.75	2,174.75	---	---	---	2,338.00	---	7	45	3,014
				September 2026	---	---	---	---	2,254.75	---	---	---	---	---	---	---	---
				December 2026	---	---	---	---	2,266.00	---	---	---	---	---	---	---	---
				March 2027	---	---	---	---	2,277.25	---	---	---	---	---	---	---	---
MSCI GREECE REBASED (Trade Unit: 1 Index Point x 2E, Cash Settlement)																	
8,017.34	7,862.68	7,916.56	-1.26%	April 2026	---	---	---	---	7,944.50	---	---	---	9,279.50	---	---	---	---
				May 2026	---	---	---	---	8,039.50	---	---	---	---	---	---	---	---
				June 2026	---	---	---	---	8,055.25	---	---	---	---	---	---	---	---
				July 2026	---	---	---	---	8,067.75	---	---	---	---	---	---	---	---
				August 2026	---	---	---	---	8,083.25	---	---	---	---	---	---	---	---
				September 2026	---	---	---	---	8,095.75	---	---	---	---	---	---	---	---
				December 2026	---	---	---	---	8,136.25	---	---	---	---	---	---	---	---
				March 2027	---	---	---	---	8,176.75	---	---	---	---	---	---	---	---

Derivatives notes - <https://www.athexgroup.gr/en/market-data/statistics/eod-closing-prices/>

Fixing prices and final open positions can be retrieved from the following path <http://www.athexgroup.gr/en/market-data/statistics/eod-closing-prices>

Underlying Asset				Derivatives Market													
Price max	Price min	Closing price	change	Delivery Month	Open price	Price max	Price min	Last price	Closing price	Last Bid	Last Ask	Fixing price*	Life high	Life low	Trades	Volume	Open Interest
ADMIE (IPTO) HOLDING S.A. (CR)				(Contract Size: 100 Securities, Physical Delivery)													
2.815	2.765	2.79	-0.89%	June 2026	2.78	2.78	2.78	2.78	2.78	---	---	---	2.92	---	2	15	8,601
				September 2026	---	---	---	---	2.84	---	---	---	---	---	---	---	---
				December 2026	---	---	---	---	2.86	---	---	---	---	---	---	---	---
				March 2027	---	---	---	---	2.87	---	---	---	---	---	---	---	---
AEGEAN AIRLINES (CR)				(Contract Size: 100 Securities, Physical Delivery)													
11.84	11.54	11.66	-1.52%	June 2026	10.93	10.93	10.70	10.78	10.78	---	---	---	15.15	---	40	90	2,663
				September 2026	---	---	---	---	11.96	---	---	---	---	---	---	---	---
				December 2026	---	---	---	---	12.02	---	---	---	---	---	---	---	---
				March 2027	---	---	---	---	12.08	---	---	---	---	---	---	---	---
AKTOR S.A. HOLDING CO. (CR)				(Contract Size: 100 Securities, Physical Delivery)													
10.3	9.97	9.97	-3.20%	June 2026	10.10	10.14	9.93	9.93	9.93	---	---	---	10.83	---	19	520	94,823
				September 2026	---	---	---	---	10.40	---	---	---	---	---	---	---	---
				December 2026	---	---	---	---	10.45	---	---	---	---	---	---	---	---
				March 2027	---	---	---	---	10.50	---	---	---	---	---	---	---	---
Allwyn AG (CR)				(Contract Size: 100 Securities, Physical Delivery)													
13.96	13.6	13.6	-2.23%	June 2026	13.12	13.15	12.90	12.90	12.90	---	---	---	15.54	---	47	179	5,080
				September 2026	---	---	---	---	14.05	---	---	---	---	---	---	---	---
				December 2026	---	---	---	---	14.12	---	---	---	---	---	---	---	---
				March 2027	---	---	---	---	14.19	---	---	---	---	---	---	---	---
ALPHA BANK (CR)				(Contract Size: 100 Securities, Physical Delivery)													
3.127	3.03	3.056	-3.08%	June 2026	3.12	3.14	3.02	3.02	3.02	---	---	---	4.50	---	316	6,041	55,754
				September 2026	---	---	---	---	3.18	---	---	---	---	---	---	---	---
				December 2026	---	---	---	---	3.20	---	---	---	---	---	---	---	---
				March 2027	---	---	---	---	3.22	---	---	---	---	---	---	---	---
ATHENS INTL AIRPORT (CR)				(Contract Size: 100 Securities, Physical Delivery)													
10.8	10.27	10.33	-3.37%	June 2026	---	---	---	---	9.93	---	---	---	11.47	---	---	---	206
				September 2026	---	---	---	---	10.79	---	---	---	---	---	---	---	---
				December 2026	---	---	---	---	10.85	---	---	---	---	---	---	---	---
				March 2027	---	---	---	---	10.90	---	---	---	---	---	---	---	---
AUTOHELLAS SA (CR)				(Contract Size: 100 Securities, Physical Delivery)													
10.94	10.82	10.86	-1.27%	June 2026	---	---	---	---	10.31	---	---	---	11.05	---	---	---	122
				September 2026	---	---	---	---	11.11	---	---	---	---	---	---	---	---
				December 2026	---	---	---	---	11.16	---	---	---	---	---	---	---	---
				March 2027	---	---	---	---	11.22	---	---	---	---	---	---	---	---

Derivatives notes - <https://www.athexgroup.gr/en/market-data/statistics/eod-closing-prices/>

Fixing prices and final open positions can be retrieved from the following path <http://www.athexgroup.gr/en/market-data/statistics/eod-closing-prices>

Underlying Asset				Derivatives Market													
Price max	Price min	Closing price	change	Delivery Month	Open price	Price max	Price min	Last price	Closing price	Last Bid	Last Ask	Fixing price*	Life high	Life low	Trades	Volume	Open Interest
AVAX S.A. (CR)				(Contract Size: 100 Securities, Physical Delivery)													
2.935	2.815	2.84	-3.73%	June 2026	2.93	2.93	2.80	2.80	2.80	---	---	---	3.24	---	18	46	2,140
				September 2026	---	---	---	---	2.98	---	---	---	---	---	---	---	---
				December 2026	---	---	---	---	2.99	---	---	---	---	---	---	---	---
				March 2027	---	---	---	---	3.01	---	---	---	---	---	---	---	---
BALLY'S INTRALOT (CR)				(Contract Size: 100 Securities, Physical Delivery)													
0.87	0.836	0.846	-2.76%	June 2026	0.855	0.856	0.840	0.840	0.840	---	---	---	1.10	---	38	8,590	1,245,824
				September 2026	---	---	---	---	0.879	---	---	---	---	---	---	---	---
				December 2026	---	---	---	---	0.883	---	---	---	---	---	---	---	---
				March 2027	---	---	---	---	0.887	---	---	---	---	---	---	---	---
BANK OF CYPRUS (CR)				(Contract Size: 100 Securities, Physical Delivery)													
8.46	8.12	8.14	-2.16%	June 2026	7.77	7.77	7.70	7.71	7.71	---	---	---	9.07	---	15	309	1,234
				September 2026	---	---	---	---	8.40	---	---	---	---	---	---	---	---
				December 2026	---	---	---	---	8.44	---	---	---	---	---	---	---	---
				March 2027	---	---	---	---	8.49	---	---	---	---	---	---	---	---
CC HBC AG (CR)				(Contract Size: 100 Securities, Physical Delivery)													
49.18	48.54	49.18	-1.01%	June 2026	47.60	47.60	47.60	47.60	47.60	---	---	---	52.01	---	1	3	93
				September 2026	---	---	---	---	50.17	---	---	---	---	---	---	---	---
				December 2026	---	---	---	---	50.42	---	---	---	---	---	---	---	---
				March 2027	---	---	---	---	50.67	---	---	---	---	---	---	---	---
CENERGY HOLDINGS (CB)				(Contract Size: 100 Securities, Physical Delivery)													
18.58	18.18	18.4	-3.06%	June 2026	18.61	18.61	18.23	18.57	18.57	---	---	---	21.05	---	37	201	3,796
				September 2026	---	---	---	---	19.17	---	---	---	---	---	---	---	---
				December 2026	---	---	---	---	19.26	---	---	---	---	---	---	---	---
				March 2027	---	---	---	---	19.36	---	---	---	---	---	---	---	---
CrediaBank (CR)				(Contract Size: 100 Securities, Physical Delivery)													
1.274	1.19	1.19	-7.03%	June 2026	1.18	1.18	1.09	1.09	1.09	---	---	---	1.38	---	205	4,249	19,713
				September 2026	---	---	---	---	1.29	---	---	---	---	---	---	---	---
				December 2026	---	---	---	---	1.30	---	---	---	---	---	---	---	---
				March 2027	---	---	---	---	1.31	---	---	---	---	---	---	---	---
ELLAKTOR (CR)				(Contract Size: 100 Securities, Physical Delivery)													
1.242	1.218	1.23	-1.28%	June 2026	1.19	1.19	1.19	1.19	1.19	---	---	---	1.34	---	2	12	1,522
				September 2026	---	---	---	---	1.26	---	---	---	---	---	---	---	---
				December 2026	---	---	---	---	1.26	---	---	---	---	---	---	---	---
				March 2027	---	---	---	---	1.27	---	---	---	---	---	---	---	---

Derivatives notes - <https://www.athexgroup.gr/en/market-data/statistics/eod-closing-prices/>

Fixing prices and final open positions can be retrieved from the following path <http://www.athexgroup.gr/en/market-data/statistics/eod-closing-prices>

Underlying Asset				Derivatives Market													
Price max	Price min	Closing price	change	Delivery Month	Open price	Price max	Price min	Last price	Closing price	Last Bid	Last Ask	Fixing price*	Life high	Life low	Trades	Volume	Open Interest
ELVALHALCOR (CR)																	
(Contract Size: 100 Securities, Physical Delivery)																	
3.45	3.34	3.34	-3.61%	June 2026	3.42	3.44	3.33	3.33	3.33	---	---	---	4.03	---	48	163	3,039
				September 2026	---	---	---	---	3.50	---	---	---	---	---	---	---	---
				December 2026	---	---	---	---	3.52	---	---	---	---	---	---	---	---
				March 2027	---	---	---	---	3.53	---	---	---	---	---	---	---	---
EUROBANK (CR)																	
(Contract Size: 100 Securities, Physical Delivery)																	
3.299	3.196	3.2	-3.32%	June 2026	3.20	3.23	3.14	3.15	3.15	---	---	---	3.90	---	108	4,374	31,156
				September 2026	---	---	---	---	3.34	---	---	---	---	---	---	---	---
				December 2026	---	---	---	---	3.36	---	---	---	---	---	---	---	---
				March 2027	---	---	---	---	3.38	---	---	---	---	---	---	---	---
EYDAP S.A. (CR)																	
(Contract Size: 100 Securities, Physical Delivery)																	
9.12	8.69	8.8	-3.30%	June 2026	9.08	9.08	8.72	8.80	8.80	---	---	---	9.55	---	55	309	12,857
				September 2026	---	---	---	---	9.19	---	---	---	---	---	---	---	---
				December 2026	---	---	---	---	9.23	---	---	---	---	---	---	---	---
				March 2027	---	---	---	---	9.28	---	---	---	---	---	---	---	---
FOURLIS (CR)																	
(Contract Size: 100 Securities, Physical Delivery)																	
4.405	4.29	4.34	-2.36%	June 2026	4.35	4.37	4.27	4.35	4.35	---	---	---	4.64	---	65	362	4,897
				September 2026	---	---	---	---	4.49	---	---	---	---	---	---	---	---
				December 2026	---	---	---	---	4.51	---	---	---	---	---	---	---	---
				March 2027	---	---	---	---	4.53	---	---	---	---	---	---	---	---
GEK TERNA (CR)																	
(Contract Size: 100 Securities, Physical Delivery)																	
33.64	32.62	33	-2.19%	June 2026	33.55	33.55	32.81	32.99	32.99	---	---	---	37.20	---	32	168	6,136
				September 2026	---	---	---	---	34.07	---	---	---	---	---	---	---	---
				December 2026	---	---	---	---	34.24	---	---	---	---	---	---	---	---
				March 2027	---	---	---	---	34.41	---	---	---	---	---	---	---	---
HELLENIC EXCHANGES-A.S.E. (CR)																	
(Contract Size: 100 Securities, Physical Delivery)																	
7.04	6.94	7	-0.57%	June 2026	7.00	7.00	6.87	6.93	6.93	---	---	---	7.14	---	14	52	423
				September 2026	---	---	---	---	7.11	---	---	---	---	---	---	---	---
				December 2026	---	---	---	---	7.14	---	---	---	---	---	---	---	---
				March 2027	---	---	---	---	7.18	---	---	---	---	---	---	---	---
HELLENiQ ENERGY (CR)																	
(Contract Size: 100 Securities, Physical Delivery)																	
9.695	9.48	9.6	0.00%	June 2026	9.53	9.71	9.53	9.60	9.60	---	---	---	10.55	---	17	75	4,475
				September 2026	---	---	---	---	9.69	---	---	---	---	---	---	---	---
				December 2026	---	---	---	---	9.74	---	---	---	---	---	---	---	---
				March 2027	---	---	---	---	9.79	---	---	---	---	---	---	---	---

Derivatives notes - <https://www.athexgroup.gr/en/market-data/statistics/eod-closing-prices/>

Fixing prices and final open positions can be retrieved from the following path <http://www.athexgroup.gr/en/market-data/statistics/eod-closing-prices>

Underlying Asset				Derivatives Market													
Price max	Price min	Closing price	change	Delivery Month	Open price	Price max	Price min	Last price	Closing price	Last Bid	Last Ask	Fixing price*	Life high	Life low	Trades	Volume	Open Interest
INTRACOM HOLDINGS (CR)				(Contract Size: 100 Securities, Physical Delivery)													
2.84	2.75	2.75	-3.00%	June 2026	2.80	2.80	2.72	2.79	2.79	---	---	---	3.19	---	31	213	10,839
				September 2026	---	---	---	---	2.86	---	---	---	---	---	---	---	---
				December 2026	---	---	---	---	2.88	---	---	---	---	---	---	---	---
				March 2027	---	---	---	---	2.89	---	---	---	---	---	---	---	---
JUMBO SA (CR)				(Contract Size: 100 Securities, Physical Delivery)													
22.82	22.52	22.78	-0.09%	June 2026	22.77	22.82	22.61	22.61	22.61	---	---	---	25.68	---	13	40	3,771
				September 2026	---	---	---	---	23.02	---	---	---	---	---	---	---	---
				December 2026	---	---	---	---	23.14	---	---	---	---	---	---	---	---
				March 2027	---	---	---	---	23.25	---	---	---	---	---	---	---	---
LAMDA DEVELOPMENT SA (CR)				(Contract Size: 100 Securities, Physical Delivery)													
6	5.85	5.94	-1.00%	June 2026	6.00	6.00	5.87	5.96	5.96	---	---	---	7.09	---	63	250	17,918
				September 2026	---	---	---	---	6.06	---	---	---	---	---	---	---	---
				December 2026	---	---	---	---	6.09	---	---	---	---	---	---	---	---
				March 2027	---	---	---	---	6.12	---	---	---	---	---	---	---	---
METLEN PLC (CR)				(Contract Size: 100 Securities, Physical Delivery)													
33.3	31.9	32.98	-5.72%	June 2026	32.70	33.42	32.10	32.98	32.98	---	---	---	47.90	---	323	868	11,416
				September 2026	---	---	---	---	35.32	---	---	---	---	---	---	---	---
				December 2026	---	---	---	---	35.50	---	---	---	---	---	---	---	---
				March 2027	---	---	---	---	35.68	---	---	---	---	---	---	---	---
MIG (CR)				(Contract Size: 100 Securities, Physical Delivery)													
3.05	2.98	3.01	-1.31%	June 2026	---	---	---	---	3.11	---	---	---	3.43	---	---	---	143
				September 2026	---	---	---	---	3.08	---	---	---	---	---	---	---	---
				December 2026	---	---	---	---	3.10	---	---	---	---	---	---	---	---
				March 2027	---	---	---	---	3.11	---	---	---	---	---	---	---	---
MOTOR OIL (CR)				(Contract Size: 100 Securities, Physical Delivery)													
37.9	36.86	37.22	0.05%	June 2026	37.50	37.60	37.16	37.18	37.18	---	---	---	39.66	---	8	12	220
				September 2026	---	---	---	---	37.56	---	---	---	---	---	---	---	---
				December 2026	---	---	---	---	37.75	---	---	---	---	---	---	---	---
				March 2027	---	---	---	---	37.94	---	---	---	---	---	---	---	---
NATIONAL BANK (CR)				(Contract Size: 100 Securities, Physical Delivery)													
12.785	12.5	12.75	0.95%	June 2026	12.41	12.56	12.29	12.48	12.48	---	---	---	15.76	---	88	533	12,412
				September 2026	---	---	---	---	12.75	---	---	---	---	---	---	---	---
				December 2026	---	---	---	---	12.82	---	---	---	---	---	---	---	---
				March 2027	---	---	---	---	12.88	---	---	---	---	---	---	---	---

Derivatives notes - <https://www.athexgroup.gr/en/market-data/statistics/eod-closing-prices/>

Fixing prices and final open positions can be retrieved from the following path <http://www.athexgroup.gr/en/market-data/statistics/eod-closing-prices>

Underlying Asset				Derivatives Market													
Price max	Price min	Closing price	change	Delivery Month	Open price	Price max	Price min	Last price	Closing price	Last Bid	Last Ask	Fixing price*	Life high	Life low	Trades	Volume	Open Interest
OPTIMA BANK (CR)				(Contract Size: 100 Securities, Physical Delivery)													
8.5	8.23	8.36	-1.18%	June 2026	8.43	8.43	8.21	8.30	8.30	---	---	---	9.40	---	16	51	435
				September 2026	---	---	---	---	8.54	---	---	---	---	---	---	---	---
				December 2026	---	---	---	---	8.59	---	---	---	---	---	---	---	---
				March 2027	---	---	---	---	8.63	---	---	---	---	---	---	---	---
OTE (CR)				(Contract Size: 100 Securities, Physical Delivery)													
16.55	16.25	16.37	-1.09%	June 2026	16.50	16.50	16.35	16.35	16.35	---	---	---	17.66	---	3	4	995
				September 2026	---	---	---	---	16.71	---	---	---	---	---	---	---	---
				December 2026	---	---	---	---	16.80	---	---	---	---	---	---	---	---
				March 2027	---	---	---	---	16.88	---	---	---	---	---	---	---	---
P.P.A. S.A. (CR)				(Contract Size: 100 Securities, Physical Delivery)													
36.4	35.8	36.1	0.28%	June 2026	36.15	36.15	35.92	35.92	35.92	---	---	---	38.56	---	3	10	47
				September 2026	---	---	---	---	36.35	---	---	---	---	---	---	---	---
				December 2026	---	---	---	---	36.53	---	---	---	---	---	---	---	---
				March 2027	---	---	---	---	36.72	---	---	---	---	---	---	---	---
PIRAEUS BANK (CR)				(Contract Size: 100 Securities, Physical Delivery)													
6.87	6.71	6.778	-1.45%	June 2026	6.84	6.85	6.73	6.76	6.76	---	---	---	8.90	---	285	4,356	51,722
				September 2026	---	---	---	---	6.95	---	---	---	---	---	---	---	---
				December 2026	---	---	---	---	6.98	---	---	---	---	---	---	---	---
				March 2027	---	---	---	---	7.01	---	---	---	---	---	---	---	---
PPC (CR)				(Contract Size: 100 Securities, Physical Delivery)													
17.5	17.2	17.5	-0.34%	June 2026	17.60	17.89	17.31	17.50	17.50	---	---	---	18.90	---	67	349	18,183
				September 2026	---	---	---	---	17.73	---	---	---	---	---	---	---	---
				December 2026	---	---	---	---	17.82	---	---	---	---	---	---	---	---
				March 2027	---	---	---	---	17.91	---	---	---	---	---	---	---	---
QUEST HOLDINGS (CR)				(Contract Size: 100 Securities, Physical Delivery)													
6.28	6.07	6.14	-2.23%	June 2026	---	---	---	---	6.16	---	---	---	6.57	---	---	---	206
				September 2026	---	---	---	---	6.34	---	---	---	---	---	---	---	---
				December 2026	---	---	---	---	6.37	---	---	---	---	---	---	---	---
				March 2027	---	---	---	---	6.40	---	---	---	---	---	---	---	---
TITAN (CB)				(Contract Size: 100 Securities, Physical Delivery)													
45.35	43.25	43.5	-4.08%	June 2026	44.25	44.25	43.51	43.81	43.81	---	---	---	46.61	---	6	111	455
				September 2026	---	---	---	---	45.79	---	---	---	---	---	---	---	---
				December 2026	---	---	---	---	46.02	---	---	---	---	---	---	---	---
				March 2027	---	---	---	---	46.25	---	---	---	---	---	---	---	---

Derivatives notes - <https://www.athexgroup.gr/en/market-data/statistics/eod-closing-prices/>

Fixing prices and final open positions can be retrieved from the following path <http://www.athexgroup.gr/en/market-data/statistics/eod-closing-prices>

Underlying Asset				Derivatives Market													
Price max	Price min	Closing price	change	Delivery Month	Open price	Price max	Price min	Last price	Closing price	Last Bid	Last Ask	Fixing price*	Life high	Life low	Trades	Volume	Open Interest
VIOHALCO SA/NV (CB)				(Contract Size: 100 Securities, Physical Delivery)													
12.3	11.9	12.06	-1.95%	June 2026	12.33	12.33	11.90	11.98	11.98	---	---	---	14.85	---	30	148	2,499
				September 2026	---	---	---	---	12.42	---	---	---	---	---	---	---	---
				December 2026	---	---	---	---	12.48	---	---	---	---	---	---	---	---
				March 2027	---	---	---	---	12.54	---	---	---	---	---	---	---	---

Derivatives notes - <https://www.athexgroup.gr/en/market-data/statistics/eod-closing-prices/>

Fixing prices and final open positions can be retrieved from the following path <http://www.athexgroup.gr/en/market-data/statistics/eod-closing-prices>

FTSE/Athex Large Cap

(Trade Unit: 1 Index Point x 2€ - Exercise Style: European, Cash Settlement)

Exerise Price	Call Options														Put Options																	
	April 2026							May 2026							Other Months		April 2026							May 2026							Other Months	
	Open price	Price max	Price min	Last price	Closing price	Volume	Open Interest	Open price	Price max	Price min	Last price	Closing price	Volume	Open Interest	Volume	Open Interest	Open price	Price max	Price min	Last price	Closing price	Volume	Open Interest	Open price	Price max	Price min	Last price	Closing price	Volume	Open Interest	Volume	Open Interest
4,000	-	-	-	-	-	-	-	-	-	-	-	-	-	-	-	-	-	-	-	-	-	-	-	-	-	-	-	-	-	-	-	4,000
4,100	-	-	-	-	-	-	-	-	-	-	-	-	-	-	-	-	-	-	-	-	-	-	-	-	-	-	-	-	-	-	-	4,100
4,200	-	-	-	-	-	-	-	-	-	-	-	-	-	-	-	-	-	-	-	-	-	-	-	-	-	-	-	-	-	-	-	4,200
4,300	-	-	-	-	-	-	-	-	-	-	-	-	-	-	-	-	-	-	-	-	-	-	-	-	-	-	-	-	-	-	-	4,300
4,400	-	-	-	-	-	-	-	-	-	-	-	-	-	-	-	-	-	-	-	-	-	-	-	-	-	-	-	-	-	-	-	4,400
4,450	-	-	-	-	-	-	-	-	-	-	-	-	-	-	-	-	-	-	-	-	-	-	-	-	-	-	-	-	-	-	-	4,450
4,500	-	-	-	-	-	-	-	-	-	-	-	-	-	-	-	-	-	-	-	-	-	-	-	-	-	-	-	-	-	-	-	4,500
4,550	-	-	-	-	-	-	-	-	-	-	-	-	-	-	-	-	-	-	-	-	-	-	-	-	-	-	-	-	-	-	-	4,550
4,600	-	-	-	-	-	-	-	-	-	-	-	-	-	-	-	-	-	-	-	-	-	-	-	-	-	-	-	-	-	-	-	4,600
4,650	-	-	-	-	-	-	-	-	-	-	-	-	-	-	-	-	-	-	-	-	-	-	-	-	-	-	-	-	-	-	-	4,650
4,700	0.00	0.00	0.00	-	541.00	-	-	0.00	0.00	0.00	-	580.00	-	-	-	45.00	0.00	45.00	45.00	45.00	1	2	0.00	0.00	0.00	-	85.50	-	-	-	4,700	
4,750	0.00	0.00	0.00	-	499.00	-	-	0.00	0.00	0.00	-	543.00	-	-	-	0.00	0.00	0.00	-	36.50	-	-	0.00	0.00	0.00	-	98.50	-	-	-	4,750	
4,800	0.00	0.00	0.00	-	458.00	-	-	0.00	0.00	0.00	-	508.00	-	-	-	0.00	0.00	0.00	-	45.50	-	-	0.00	0.00	0.00	-	113.00	-	-	-	4,800	
4,850	0.00	0.00	0.00	-	418.00	-	-	0.00	0.00	0.00	-	473.00	-	-	-	0.00	0.00	0.00	-	56.00	-	-	0.00	0.00	0.00	-	128.00	-	-	-	4,850	
4,900	0.00	0.00	0.00	-	381.00	-	-	0.00	0.00	0.00	-	441.00	-	-	-	0.00	0.00	0.00	-	68.50	-	-	0.00	0.00	0.00	-	145.00	-	-	-	4,900	
4,950	0.00	0.00	0.00	-	345.00	-	-	0.00	0.00	0.00	-	409.00	-	-	-	108.00	0.00	108.00	110.00	110.00	15	-	200.00	200.00	200.00	200.00	200.00	1	-	-	4,950	
5,000	0.00	0.00	0.00	-	311.00	-	-	0.00	0.00	0.00	-	379.00	-	-	-	125.00	0.00	125.00	125.00	125.00	5	10	0.00	0.00	0.00	-	183.00	-	-	-	5,000	
5,050	0.00	0.00	0.00	-	279.00	-	30	296.00	296.00	296.00	296.00	296.00	1	33	-	148.00	0.00	140.00	140.00	140.00	16	70	0.00	0.00	0.00	-	205.00	-	60	-	5,050	
5,100	0.00	0.00	0.00	-	249.00	-	30	269.00	269.00	269.00	269.00	269.00	20	30	-	165.00	0.00	165.00	170.00	170.00	10	30	0.00	0.00	0.00	-	227.00	-	30	-	5,100	
5,150	163.00	164.00	163.00	164.00	164.00	60	90	247.00	249.00	247.00	249.00	249.00	21	30	-	194.00	164.00	194.00	194.00	194.00	60	47	0.00	0.00	0.00	-	251.00	-	43	-	5,150	
5,200	0.00	0.00	0.00	-	196.00	-	58	226.00	226.00	226.00	226.00	226.00	1	45	-	0.00	0.00	0.00	-	183.00	-	63	0.00	0.00	0.00	-	277.00	-	90	-	5,200	
5,250	0.00	0.00	0.00	-	172.00	-	61	0.00	0.00	0.00	-	251.00	-	31	-	0.00	0.00	0.00	-	210.00	-	166	0.00	0.00	0.00	-	304.00	-	150	-	5,250	
5,300	0.00	0.00	0.00	-	151.00	-	60	0.00	0.00	0.00	-	229.00	-	30	-	0.00	0.00	0.00	-	238.00	-	93	0.00	0.00	0.00	-	333.00	-	120	-	5,300	
5,350	0.00	0.00	0.00	-	131.00	-	90	0.00	0.00	0.00	-	209.00	-	-	-	0.00	0.00	0.00	-	269.00	-	120	0.00	0.00	0.00	-	363.00	-	30	-	5,350	
5,400	75.00	75.00	74.00	74.00	74.00	10	61	0.00	0.00	0.00	-	191.00	-	-	-	0.00	75.00	0.00	-	301.00	-	31	0.00	0.00	0.00	-	394.00	-	-	-	5,400	
5,450	0.00	0.00	0.00	-	98.00	-	12	0.00	0.00	0.00	-	173.00	-	-	-	0.00	0.00	0.00	-	335.00	-	91	0.00	0.00	0.00	-	426.00	-	-	-	5,450	
5,500	0.00	0.00	0.00	-	84.00	-	95	0.00	0.00	0.00	-	157.00	-	-	-	0.00	0.00	0.00	-	371.00	-	91	0.00	0.00	0.00	-	460.00	-	-	-	5,500	
5,550	0.00	0.00	0.00	-	71.50	-	34	0.00	0.00	0.00	-	142.00	-	-	-	0.00	0.00	0.00	-	409.00	-	89	0.00	0.00	0.00	-	495.00	-	-	-	5,550	
5,600	0.00	0.00	0.00	-	61.00	-	35	0.00	0.00	0.00	-	128.00	-	-	-	0.00	0.00	0.00	-	448.00	-	2	0.00	0.00	0.00	-	531.00	-	-	-	5,600	
5,650	0.00	0.00	0.00	-	51.50	-	1	0.00	0.00	0.00	-	116.00	-	-	-	0.00	0.00	0.00	-	488.00	-	30	0.00	0.00	0.00	-	568.00	-	-	-	5,650	
5,700	0.00	0.00	0.00	-	43.25	-	5	0.00	0.00	0.00	-	104.00	-	-	-	0.00	0.00	0.00	-	530.00	-	90	0.00	0.00	0.00	-	606.00	-	-	-	5,700	
5,750	0.00	0.00	0.00	-	36.00	-	-	0.00	0.00	0.00	-	93.50	-	-	-	0.00	0.00	0.00	-	573.00	-	30	0.00	0.00	0.00	-	646.00	-	-	-	5,750	
5,800	0.00	0.00	0.00	-	30.00	-	81	0.00	0.00	0.00	-	83.50	-	-	-	0.00	0.00	0.00	-	617.00	-	61	0.00	0.00	0.00	-	686.00	-	-	-	5,800	
5,850	0.00	0.00	0.00	-	24.75	-	92	0.00	0.00	0.00	-	75.00	-	-	-	0.00	0.00	0.00	-	662.00	-	31	0.00	0.00	0.00	-	727.00	-	-	-	5,850	
5,900	0.00	0.00	0.00	-	20.50	-	61	0.00	0.00	0.00	-	67.00	-	-	-	0.00	0.00	0.00	-	707.00	-	30	0.00	0.00	0.00	-	769.00	-	-	-	5,900	
5,950	0.00	0.00	0.00	-	16.75	-	-	0.00	0.00	0.00	-	59.50	-	-	-	0.00	0.00	0.00	-	753.00	-	-	0.00	0.00	0.00	-	811.00	-	-	-	5,950	

FTSE/Athex Large Cap

(Trade Unit: 1 Index Point x 2€ - Exercise Style: European, Cash Settlement)

Call Options															Put Options																				
Exercise Price	April 2026						May 2026						Other Months		April 2026						May 2026						Other Months		Exercise Price						
	Open price	Price max	Price min	Last price	Closing price	Volume	Open Interest	Open price	Price max	Price min	Last price	Closing price	Volume	Open Interest	Volume	Open Interest	Open price	Price max	Price min	Last price	Closing price	Volume	Open Interest	Open price	Price max	Price min	Last price	Closing price		Volume	Open Interest	Volume	Open Interest		
6,000	0.00	0.00	0.00	-	13.75	-	-	0.00	0.00	0.00	-	53.00	-	-			0.00	0.00	0.00	-	800.00	-	-	0.00	0.00	0.00	-	854.00	-	-			6,000		
6,050	0.00	0.00	0.00	-	11.00	-	-	0.00	0.00	0.00	-	47.00	-	-			0.00	0.00	0.00	-	848.00	-	-	0.00	0.00	0.00	-	898.00	-	-			6,050		
6,100	0.00	0.00	0.00	-	8.90	-	-	0.00	0.00	0.00	-	41.50	-	-			0.00	0.00	0.00	-	895.00	-	-	0.00	0.00	0.00	-	943.00	-	-			6,100		
6,150	0.00	0.00	0.00	-	7.20	-	-	0.00	0.00	0.00	-	36.75	-	-			0.00	0.00	0.00	-	944.00	-	-	0.00	0.00	0.00	-	988.00	-	-			6,150		
6,200	0.00	0.00	0.00	-	5.70	-	-	0.00	0.00	0.00	-	32.50	-	-			0.00	0.00	0.00	-	992.00	-	-	0.00	0.00	0.00	-	1,033.00	-	-			6,200		
6,250	0.00	0.00	0.00	-	4.60	-	-	0.00	0.00	0.00	-	28.50	-	-			0.00	0.00	0.00	-	1,041.00	-	-	0.00	0.00	0.00	-	1,079.00	-	-			6,250		
6,300	0.00	0.00	0.00	-	3.60	-	-	0.00	0.00	0.00	-	25.00	-	-			0.00	0.00	0.00	-	1,090.00	-	-	0.00	0.00	0.00	-	1,126.00	-	-			6,300		
6,350	0.00	0.00	0.00	-	2.90	-	-	0.00	0.00	0.00	-	22.00	-	-			0.00	0.00	0.00	-	1,139.00	-	-	0.00	0.00	0.00	-	1,173.00	-	-			6,350		
6,400	0.00	0.00	0.00	-	2.30	-	-	-	-	-	-	-	-	-			0.00	0.00	0.00	-	1,188.00	-	-	-	-	-	-	-	-	-			6,400		
6,450	0.00	0.00	0.00	-	1.80	-	-	-	-	-	-	-	-	-			0.00	0.00	0.00	-	1,238.00	-	-	-	-	-	-	-	-	-			6,450		
6,500	0.00	0.00	0.00	-	1.40	-	-	-	-	-	-	-	-	-			0.00	0.00	0.00	-	1,287.00	-	-	-	-	-	-	-	-	-			6,500		
6,550	0.00	0.00	0.00	-	1.10	-	-	-	-	-	-	-	-	-			0.00	0.00	0.00	-	1,337.00	-	-	-	-	-	-	-	-	-			6,550		
6,600	0.00	0.00	0.00	-	0.83	-	-	-	-	-	-	-	-	-			0.00	0.00	0.00	-	1,387.00	-	-	-	-	-	-	-	-	-			6,600		
6,650	0.00	0.00	0.00	-	0.64	-	-	-	-	-	-	-	-	-			0.00	0.00	0.00	-	1,436.00	-	-	-	-	-	-	-	-	-			6,650		
Totals:						70	896							43	199	0	0							107	1,177							1	523	0	0
Number of Trades:						4							5	0							13							1	0						

Allwyn AG (CR)

(Contract Size: 100 Securities, Exercise Style: American, Physical Delivery)

Call Options														Put Options																				
April 2026							May 2026							Other Months		April 2026							May 2026							Other Months		Exercise Price		
Open price	Price max	Price min	Last price	Closing price	Volume	Open Interest	Open price	Price max	Price min	Last price	Closing price	Volume	Open Interest	Volume	Open Interest	Open price	Price max	Price min	Last price	Closing price	Volume	Open Interest	Open price	Price max	Price min	Last price	Closing price	Volume	Open Interest	Volume	Open Interest			
9.500	0.000	0.000	0.000	4.42	-	-	0.000	0.000	0.000	4.44	-	-			0.000	0.000	0.000	0.001	-	-			0.000	0.000	0.000	0.001	-	-			0.095			
9.750	0.000	0.000	0.000	4.17	-	-	0.000	0.000	0.000	4.19	-	-			0.000	0.000	0.000	0.001	-	-			0.000	0.000	0.000	0.001	-	-			0.098			
10.000	0.000	0.000	0.000	3.92	-	-	0.000	0.000	0.000	3.94	-	-			0.000	0.000	0.000	0.001	-	-			0.000	0.000	0.000	0.002	-	-			0.100			
10.500	0.000	0.000	0.000	3.42	-	-	0.000	0.000	0.000	3.45	-	-			0.000	0.000	0.000	0.001	-	-			0.000	0.000	0.000	0.007	-	-			0.105			
11.000	0.000	0.000	0.000	2.92	-	-	0.000	0.000	0.000	2.96	-	-			0.000	0.000	0.000	0.001	-	-			0.000	0.000	0.000	0.019	-	-			0.110			
11.500	0.000	0.000	0.000	2.43	-	-	0.000	0.000	0.000	2.49	-	-			0.000	0.000	0.000	0.002	-	-			0.000	0.000	0.000	0.046	-	-			0.115			
12.000	0.000	0.000	0.000	1.94	-	-	0.000	0.000	0.000	2.04	-	-			0.000	0.000	0.000	0.012	-	-			0.000	0.000	0.000	0.096	-	-			0.120			
12.500	0.000	0.000	0.000	1.47	-	-	0.000	0.000	0.000	1.62	-	-			0.000	0.000	0.000	0.041	-	-			0.000	0.000	0.000	0.181	-	-			0.125			
13.000	0.000	0.000	0.000	1.04	-	-	0.000	0.000	0.000	1.26	-	-			0.000	0.000	0.000	0.111	-	-			0.000	0.000	0.000	0.314	-	-			0.130			
13.500	0.000	0.000	0.000	0.679	-	-	0.000	0.000	0.000	0.944	-	-			0.000	0.000	0.000	0.254	-	15			0.000	0.000	0.000	0.499	-	-			0.135			
14.000	0.000	0.000	0.000	0.406	-	-	0.000	0.000	0.000	0.685	-	-			0.000	0.000	0.000	0.480	-	45			0.000	0.000	0.000	0.740	-	-			0.140			
14.500	0.000	0.000	0.000	0.218	-	-	0.000	0.000	0.000	0.481	-	-			0.000	0.000	0.000	0.793	-	70			0.000	0.000	0.000	1.04	-	-			0.145			
15.000	0.000	0.000	0.000	0.107	-	15	0.000	0.000	0.000	0.325	-	30			0.000	0.000	0.000	1.18	-	90			0.000	0.000	0.000	1.38	-	-			0.150			
15.500	0.000	0.000	0.000	0.047	-	90	0.000	0.000	0.000	0.212	-	-			0.000	0.000	0.000	1.62	-	5			0.000	0.000	0.000	1.77	-	-			0.155			
16.000	0.000	0.000	0.000	0.018	-	-	0.000	0.000	0.000	0.137	-	-			0.000	0.000	0.000	2.10	-	-			0.000	0.000	0.000	2.19	-	-			0.160			
16.500	0.000	0.000	0.000	0.007	-	-	0.000	0.000	0.000	0.085	-	-			0.000	0.000	0.000	2.59	-	-			0.000	0.000	0.000	2.65	-	-			0.165			
17.000	0.000	0.000	0.000	0.002	-	-	0.000	0.000	0.000	0.052	-	-			0.000	0.000	0.000	3.09	-	-			0.000	0.000	0.000	3.12	-	-			0.170			
17.500	0.000	0.000	0.000	0.001	-	-	0.000	0.000	0.000	0.030	-	-			0.000	0.000	0.000	3.59	-	-			0.000	0.000	0.000	3.60	-	-			0.175			
18.000	0.000	0.000	0.000	0.002	-	-	0.000	0.000	0.000	0.016	-	-			0.000	0.000	0.000	4.09	-	-			0.000	0.000	0.000	4.09	-	-			0.180			
18.500	0.000	0.000	0.000	0.001	-	-	0.000	0.000	0.000	0.009	-	-			0.000	0.000	0.000	4.59	-	-			0.000	0.000	0.000	4.59	-	-			0.185			
19.000	0.000	0.000	0.000	0.001	-	-	0.000	0.000	0.000	0.005	-	-			0.000	0.000	0.000	5.09	-	50			0.000	0.000	0.000	5.09	-	-			0.190			
19.500	0.000	0.000	0.000	0.001	-	-	0.000	0.000	0.000	0.003	-	-			0.000	0.000	0.000	5.59	-	50			0.000	0.000	0.000	5.59	-	-			0.195			
20.000	0.000	0.000	0.000	0.001	-	-	0.000	0.000	0.000	0.001	-	-			0.000	0.000	0.000	6.09	-	-			0.000	0.000	0.000	6.09	-	-			0.200			
21.000	0.000	0.000	0.000	0.001	-	-	0.000	0.000	0.000	0.001	-	-			0.000	0.000	0.000	7.09	-	-			0.000	0.000	0.000	7.09	-	-			0.210			
22.000	0.000	0.000	0.000	0.001	-	-	0.000	0.000	0.000	0.001	-	-			0.000	0.000	0.000	8.09	-	-			0.000	0.000	0.000	8.09	-	-			0.220			
23.000	0.000	0.000	0.000	0.001	-	-	0.000	0.000	0.000	0.001	-	-			0.000	0.000	0.000	9.09	-	-			0.000	0.000	0.000	9.09	-	-			0.230			
24.000	0.000	0.000	0.000	0.001	-	-					-	-			0.000	0.000	0.000	10.09	-	-						-	-			0.240				
25.000	0.000	0.000	0.000	0.001	-	-					-	-			0.000	0.000	0.000	11.09	-	-						-	-			0.250				
26.000	0.000	0.000	0.000	0.001	-	-					-	-			0.000	0.000	0.000	12.09	-	-						-	-			0.260				
27.000					-	-					-	-															-	-			0.270			
28.000					-	-					-	-															-	-			0.280			
29.000					-	-					-	-															-	-			0.290			
30.000					-	-					-	-															-	-			0.300			
Totals:					0	105					0	30			0	0							0	325							0	10	0	0
Number of Trades:					0						0				0								0.00								0		0	

ALPHA BANK (CR)

(Contract Size: 100 Securities, Exercise Style: American, Physical Delivery)

Call Options														Put Options																			
Exercise Price	April 2026						May 2026						Other Months		April 2026						May 2026						Other Months		Exercise Price				
	Open price	Price max	Price min	Last price	Closing price	Volume	Open Interest	Open price	Price max	Price min	Last price	Closing price	Volume	Open Interest	Volume	Open Interest	Open price	Price max	Price min	Last price	Closing price	Volume	Open Interest	Open price	Price max	Price min	Last price	Closing price		Volume	Open Interest	Volume	Open Interest
2.000						-	-						-	-									-	-									0.020
2.100	0.000	0.000	0.000		1.05	-	-	0.000	0.000	0.000		1.06	-	-	0.000	0.000	0.000	0.000	0.001	-	-	0.000	0.000	0.000	0.000	0.002	-	-				0.021	
2.200	0.000	0.000	0.000		0.953	-	-	0.000	0.000	0.000		0.960	-	-	0.000	0.000	0.000	0.000	0.001	-	-	0.000	0.000	0.000	0.000	0.003	-	-				0.022	
2.300	0.000	0.000	0.000		0.853	-	-	0.000	0.000	0.000		0.863	-	-	0.000	0.000	0.000	0.000	0.001	-	-	0.000	0.000	0.000	0.000	0.007	-	-				0.023	
2.400	0.000	0.000	0.000		0.754	-	-	0.000	0.000	0.000		0.770	-	-	0.000	0.000	0.000	0.000	0.001	-	-	0.000	0.000	0.000	0.000	0.013	-	-				0.024	
2.500	0.000	0.000	0.000		0.657	-	-	0.000	0.000	0.000		0.679	-	-	0.000	0.000	0.000	0.000	0.004	-	-	0.000	0.000	0.000	0.000	0.022	-	-				0.025	
2.600	0.000	0.000	0.000		0.562	-	-	0.000	0.000	0.000		0.593	-	-	0.000	0.000	0.000	0.000	0.009	-	-	0.000	0.000	0.000	0.000	0.035	-	-				0.026	
2.700	0.000	0.000	0.000		0.471	-	-	0.000	0.000	0.000		0.511	-	-	0.000	0.000	0.000	0.000	0.018	-	-	0.000	0.000	0.000	0.000	0.053	-	-				0.027	
2.800	0.000	0.000	0.000		0.386	-	-	0.000	0.000	0.000		0.437	-	-	0.000	0.000	0.000	0.000	0.032	-	-	0.000	0.000	0.000	0.000	0.079	-	-				0.028	
2.900	0.000	0.000	0.000		0.308	-	-	0.279	0.279	0.279	0.279	0.279	5	5	0.000	0.000	0.000	0.000	0.055	-	-	0.000	0.000	0.000	0.000	0.111	-	-				0.029	
3.000	0.000	0.000	0.000		0.240	-	-	0.000	0.000	0.000		0.305	-	-	0.000	0.000	0.000	0.000	0.086	-	10	0.000	0.000	0.000	0.000	0.147	-	-				0.030	
3.100	0.000	0.000	0.000		0.182	-	-	0.000	0.000	0.000		0.253	-	-	0.000	0.000	0.000	0.000	0.128	-	-	0.000	0.000	0.000	0.000	0.195	-	-				0.031	
3.200	0.000	0.000	0.000		0.134	-	15	0.000	0.000	0.000		0.206	-	-	0.000	0.000	0.000	0.000	0.180	-	-	0.000	0.000	0.000	0.000	0.248	-	-				0.032	
3.300	0.000	0.000	0.000		0.096	-	-	0.000	0.000	0.000		0.165	-	30	0.000	0.000	0.000	0.000	0.242	-	-	0.000	0.000	0.000	0.000	0.306	-	-				0.033	
3.400	0.000	0.000	0.000		0.066	-	-	0.000	0.000	0.000		0.132	-	-	0.000	0.000	0.000	0.000	0.313	-	-	0.000	0.000	0.000	0.000	0.374	-	-				0.034	
3.500	0.000	0.000	0.000		0.044	-	-	0.000	0.000	0.000		0.103	-	-	0.000	0.000	0.000	0.000	0.391	-	-	0.000	0.000	0.000	0.000	0.445	-	-				0.035	
3.600	0.000	0.000	0.000		0.029	-	-	0.000	0.000	0.000		0.081	-	-	0.000	0.000	0.000	0.000	0.476	-	-	0.000	0.000	0.000	0.000	0.523	-	-				0.036	
3.700	0.000	0.000	0.000		0.019	-	5	0.000	0.000	0.000		0.062	-	-	0.000	0.000	0.000	0.000	0.566	-	-	0.000	0.000	0.000	0.000	0.604	-	-				0.037	
3.800	0.000	0.000	0.000		0.012	-	-	0.000	0.000	0.000		0.048	-	-	0.000	0.000	0.000	0.000	0.659	-	-	0.000	0.000	0.000	0.000	0.690	-	-				0.038	
3.900	0.000	0.000	0.000		0.007	-	-	0.000	0.000	0.000		0.036	-	-	0.000	0.000	0.000	0.000	0.754	-	-	0.000	0.000	0.000	0.000	0.779	-	-				0.039	
4.000	0.000	0.000	0.000		0.004	-	-	0.000	0.000	0.000		0.027	-	-	0.000	0.000	0.000	0.000	0.852	-	-	0.000	0.000	0.000	0.000	0.870	-	-				0.040	
4.250	0.000	0.000	0.000		0.001	-	-	0.000	0.000	0.000		0.012	-	-	0.000	0.000	0.000	0.000	1.10	-	-	0.000	0.000	0.000	0.000	1.11	-	-				0.043	
4.400						-	-						-	-						-	-					-	-					0.044	
4.500	0.000	0.000	0.000		0.001	-	-	0.000	0.000	0.000		0.006	-	-	0.000	0.000	0.000	0.000	1.35	-	-	0.000	0.000	0.000	0.000	1.35	-	-				0.045	
4.750	0.000	0.000	0.000		0.003	-	-	0.000	0.000	0.000		0.002	-	-	0.000	0.000	0.000	0.000	1.60	-	-	0.000	0.000	0.000	0.000	1.60	-	-				0.048	
4.800						-	-						-	-						-	-					-	-					0.048	
5.000	0.000	0.000	0.000		0.001	-	-	0.000	0.000	0.000		0.001	-	-	0.000	0.000	0.000	0.000	1.85	-	-	0.000	0.000	0.000	0.000	1.85	-	-				0.050	
5.250	0.000	0.000	0.000		0.001	-	-	0.000	0.000	0.000		0.002	-	-	0.000	0.000	0.000	0.000	2.10	-	-	0.000	0.000	0.000	0.000	2.10	-	-				0.053	
5.500	0.000	0.000	0.000		0.001	-	-	0.000	0.000	0.000		0.001	-	-	0.000	0.000	0.000	0.000	2.35	-	-	0.000	0.000	0.000	0.000	2.35	-	-				0.055	
5.750	0.000	0.000	0.000		0.001	-	-	0.000	0.000	0.000		0.001	-	-	0.000	0.000	0.000	0.000	2.60	-	-	0.000	0.000	0.000	0.000	2.60	-	-				0.058	
6.000	0.000	0.000	0.000		0.001	-	-						-	-					2.85	-	-					-	-					0.060	
6.250	0.000	0.000	0.000		0.001	-	-						-	-					3.10	-	-					-	-					0.063	
6.500	0.000	0.000	0.000		0.001	-	-						-	-					3.35	-	-					-	-					0.065	
6.750	0.000	0.000	0.000		0.001	-	-						-	-					3.60	-	-					-	-					0.068	
7.000	0.000	0.000	0.000		0.001	-	-						-	-					3.85	-	-					-	-					0.070	

ALPHA BANK (CR)

(Contract Size: 100 Securities, Exercise Style: American, Physical Delivery)

Exercise Price	Call Options														Put Options										Exercise Price							
	April 2026				May 2026				Other Months		April 2026				May 2026				Other Months													
	Open price	Price max	Price min	Last price	Closing price	Volume	Open Interest	Open price	Price max	Price min	Last price	Closing price	Volume	Open Interest	Volume	Open Interest	Open price	Price max	Price min	Last price	Closing price	Volume	Open Interest	Volume		Open Interest						
Totals:						0	20						5	35	0	0						0	10						0	0	0	0
Number of Trades:						0						1	0									0.00						0	0			

NATIONAL BANK (CR)

(Contract Size: 100 Securities, Exercise Style: American, Physical Delivery)

Call Options																	Put Options																							
April 2026																	May 2026										Other Months													
Exercise Price	Open price	Price max	Price min	Last price	Closing price	Volume	Open Interest	Open price	Price max	Price min	Last price	Closing price	Volume	Open Interest	Volume	Open Interest	Open price	Price max	Price min	Last price	Closing price	Volume	Open Interest	Open price	Price max	Price min	Last price	Closing price	Volume	Open Interest	Volume	Open Interest	Exercise Price							
8.250						-	-																											0.083						
8.400						-	-																											0.084						
8.500						-	-																											0.085						
8.750	0.000	0.000	0.000		3.89	-	-	0.000	0.000	0.000		3.92	-	-			0.000	0.000	0.000		0.001	-	-		0.000	0.000	0.000		0.013	-	-		0.088							
8.800						-	-																											0.088						
9.000	0.000	0.000	0.000		3.64	-	-	0.000	0.000	0.000		3.68	-	-			0.000	0.000	0.000		0.001	-	-		0.000	0.000	0.000		0.020	-	-		0.090							
9.200						-	-																											0.092						
9.250	0.000	0.000	0.000		3.39	-	-	0.000	0.000	0.000		3.44	-	-			0.000	0.000	0.000		0.002	-	-		0.000	0.000	0.000		0.030	-	-		0.093							
9.500	0.000	0.000	0.000		3.15	-	-	0.000	0.000	0.000		3.20	-	-			0.000	0.000	0.000		0.004	-	-		0.000	0.000	0.000		0.045	-	-		0.095							
9.600						-	-																											0.096						
9.750	0.000	0.000	0.000		2.90	-	-	0.000	0.000	0.000		2.97	-	-			0.000	0.000	0.000		0.007	-	-		0.000	0.000	0.000		0.062	-	-		0.098							
10.000	0.000	0.000	0.000		2.66	-	-	0.000	0.000	0.000		2.75	-	-			0.000	0.000	0.000		0.013	-	-		0.000	0.000	0.000		0.088	-	-		0.100							
10.500	0.000	0.000	0.000		2.18	-	-	0.000	0.000	0.000		2.32	-	-			0.000	0.000	0.000		0.037	-	-		0.000	0.000	0.000		0.157	-	-		0.105							
11.000	0.000	0.000	0.000		1.73	-	-	0.000	0.000	0.000		1.92	-	-			0.000	0.000	0.000		0.086	-	-		0.000	0.000	0.000		0.259	-	-		0.110							
11.500	0.000	0.000	0.000		1.32	-	-	0.000	0.000	0.000		1.56	-	-			0.000	0.000	0.000		0.181	-	-		0.000	0.000	0.000		0.399	-	-		0.115							
12.000	0.000	0.000	0.000		0.973	-	-	0.000	0.000	0.000		1.24	-	-			0.000	0.000	0.000		0.329	-	15		0.000	0.000	0.000		0.581	-	-		0.120							
12.500	0.000	0.000	0.000		0.683	-	-	0.000	0.000	0.000		0.979	-	-			0.000	0.000	0.000		0.538	-	10		0.000	0.000	0.000		0.817	-	-		0.125							
13.000	0.000	0.000	0.000		0.457	-	-	0.000	0.000	0.000		0.758	-	-			0.000	0.000	0.000		0.812	-	-		0.000	0.000	0.000		1.09	-	-		0.130							
13.500	0.000	0.000	0.000		0.291	-	30	0.000	0.000	0.000		0.574	-	60			0.000	0.000	0.000		1.15	-	-		0.000	0.000	0.000		1.41	-	-		0.135							
14.000	0.000	0.000	0.000		0.177	-	-	0.000	0.000	0.000		0.422	-	-			0.000	0.000	0.000		1.53	-	-		0.000	0.000	0.000		1.76	-	-		0.140							
14.500	0.000	0.000	0.000		0.103	-	-	0.000	0.000	0.000		0.314	-	-			0.000	0.000	0.000		1.96	-	-		0.000	0.000	0.000		2.15	-	-		0.145							
15.000	0.000	0.000	0.000		0.057	-	-	0.000	0.000	0.000		0.227	-	-			0.000	0.000	0.000		2.42	-	-		0.000	0.000	0.000		2.57	-	-		0.150							
15.500	0.000	0.000	0.000		0.031	-	-	0.000	0.000	0.000		0.158	-	-			0.000	0.000	0.000		2.89	-	-		0.000	0.000	0.000		3.00	-	-		0.155							
16.000	0.000	0.000	0.000		0.016	-	-	0.000	0.000	0.000		0.114	-	-			0.000	0.000	0.000		3.38	-	-		0.000	0.000	0.000		3.45	-	-		0.160							
16.500	0.000	0.000	0.000		0.008	-	-	0.000	0.000	0.000		0.078	-	-			0.000	0.000	0.000		3.87	-	-		0.000	0.000	0.000		3.92	-	-		0.165							
17.000	0.000	0.000	0.000		0.004	-	-	0.000	0.000	0.000		0.053	-	-			0.000	0.000	0.000		4.37	-	-		0.000	0.000	0.000		4.40	-	-		0.170							
17.500	0.000	0.000	0.000		0.002	-	-	0.000	0.000	0.000		0.037	-	-			0.000	0.000	0.000		4.87	-	-		0.000	0.000	0.000		4.88	-	-		0.175							
18.000	0.000	0.000	0.000		0.001	-	-	0.000	0.000	0.000		0.023	-	-			0.000	0.000	0.000		5.37	-	-		0.000	0.000	0.000		5.38	-	-		0.180							
18.500	0.000	0.000	0.000		0.001	-	-	0.000	0.000	0.000		0.016	-	-			0.000	0.000	0.000		5.87	-	-		0.000	0.000	0.000		5.87	-	-		0.185							
19.000	0.000	0.000	0.000		0.001	-	-	0.000	0.000	0.000		0.010	-	-			0.000	0.000	0.000		6.37	-	-		0.000	0.000	0.000		6.37	-	-		0.190							
19.500	0.000	0.000	0.000		0.001	-	-	0.000	0.000	0.000		0.007	-	-			0.000	0.000	0.000		6.87	-	-		0.000	0.000	0.000		6.87	-	-		0.195							
20.000	0.000	0.000	0.000		0.001	-	-										0.000	0.000	0.000		7.37	-	-									0.200								
21.000	0.000	0.000	0.000		0.001	-	-										0.000	0.000	0.000		8.37	-	-									0.210								
22.000	0.000	0.000	0.000		0.001	-	-										0.000	0.000	0.000		9.37	-	-									0.220								
Totals:						0	30							0	60	0	0							0	25							0	0	0	309					
Number of Trades:						0							0							0							0							0						

OTE (CR)

(Contract Size: 100 Securities, Exercise Style: American, Physical Delivery)

Call Options																Put Options																			
April 2026								May 2026								Other Months		April 2026						May 2026					Other Months		Exerise Price				
Exerise Price	Open price	Price max	Price min	Last price	Closing price	Volume	Open Interest	Open price	Price max	Price min	Last price	Closing price	Volume	Open Interest	Volume	Open Interest	Open price	Price max	Price min	Last price	Closing price	Volume	Open Interest	Open price	Price max	Price min	Last price	Closing price	Volume	Open Interest		Volume	Open Interest		
10.000						-	-							-	-									-	-									0.100	
10.500						-	-							-	-									-	-									0.105	
11.000	0.000	0.000	0.000		5.56	-	-	0.000	0.000	0.000		5.58	-	-			0.000	0.000	0.000		0.001	-	-	0.000	0.000	0.000		0.001	-	-			0.110		
11.500	0.000	0.000	0.000		5.06	-	-	0.000	0.000	0.000		5.08	-	-			0.000	0.000	0.000		0.001	-	-	0.000	0.000	0.000		0.001	-	-			0.115		
12.000	0.000	0.000	0.000		4.56	-	-	0.000	0.000	0.000		4.58	-	-			0.000	0.000	0.000		0.001	-	-	0.000	0.000	0.000		0.001	-	-			0.120		
12.500	0.000	0.000	0.000		4.07	-	-	0.000	0.000	0.000		4.09	-	-			0.000	0.000	0.000		0.001	-	-	0.000	0.000	0.000		0.002	-	-			0.125		
13.000	0.000	0.000	0.000		3.57	-	-	0.000	0.000	0.000		3.59	-	-			0.000	0.000	0.000		0.001	-	-	0.000	0.000	0.000		0.005	-	-			0.130		
13.500	0.000	0.000	0.000		3.07	-	-	0.000	0.000	0.000		3.10	-	-			0.000	0.000	0.000		0.001	-	-	0.000	0.000	0.000		0.015	-	-			0.135		
14.000	0.000	0.000	0.000		2.57	-	-	0.000	0.000	0.000		2.63	-	-			0.000	0.000	0.000		0.004	-	-	0.000	0.000	0.000		0.037	-	-			0.140		
14.500	0.000	0.000	0.000		2.08	-	-	0.000	0.000	0.000		2.17	-	-			0.000	0.000	0.000		0.016	-	-	0.000	0.000	0.000		0.079	-	-			0.145		
15.000	0.000	0.000	0.000		1.62	-	-	0.000	0.000	0.000		1.74	-	-			0.000	0.000	0.000		0.049	-	-	0.000	0.000	0.000		0.151	-	-			0.150		
15.500	0.000	0.000	0.000		1.19	-	-	0.000	0.000	0.000		1.36	-	-			0.000	0.000	0.000		0.118	-	-	0.000	0.000	0.000		0.265	-	-			0.155		
16.000	0.000	0.000	0.000		0.820	-	-	0.000	0.000	0.000		1.02	-	-			0.000	0.000	0.000		0.251	-	60	0.000	0.000	0.000		0.429	-	-			0.160		
16.500	0.000	0.000	0.000		0.524	-	-	0.000	0.000	0.000		0.743	-	-			0.000	0.000	0.000		0.455	-	45	0.000	0.000	0.000		0.650	-	-			0.165		
17.000	0.206	0.206	0.206	0.206	0.206	1	15	0.000	0.000	0.000		0.521	-	-			0.000	0.000	0.000		0.743	-	-	0.000	0.000	0.000		0.928	-	-			0.170		
17.500	0.000	0.000	0.000		0.170	-	15	0.000	0.000	0.000		0.353	-	-			0.000	0.000	0.000		1.10	-	-	0.000	0.000	0.000		1.26	-	-			0.175		
18.000	0.000	0.000	0.000		0.083	-	-	0.000	0.000	0.000		0.231	-	-			0.000	0.000	0.000		1.52	-	-	0.000	0.000	0.000		1.64	-	-			0.180		
18.500	0.000	0.000	0.000		0.039	-	-	0.000	0.000	0.000		0.146	-	-			0.000	0.000	0.000		1.98	-	-	0.000	0.000	0.000		2.06	-	-			0.185		
19.000	0.000	0.000	0.000		0.017	-	-	0.000	0.000	0.000		0.089	-	-			0.000	0.000	0.000		2.46	-	-	0.000	0.000	0.000		2.51	-	-			0.190		
19.500	0.000	0.000	0.000		0.006	-	-	0.000	0.000	0.000		0.052	-	-			0.000	0.000	0.000		2.95	-	-	0.000	0.000	0.000		2.97	-	-			0.195		
20.000	0.000	0.000	0.000		0.002	-	-	0.000	0.000	0.000		0.029	-	-			0.000	0.000	0.000		3.45	-	-	0.000	0.000	0.000		3.46	-	-			0.200		
21.000	0.000	0.000	0.000		0.001	-	-	0.000	0.000	0.000		0.008	-	-			0.000	0.000	0.000		4.45	-	-	0.000	0.000	0.000		4.45	-	-			0.210		
22.000	0.000	0.000	0.000		0.001	-	-	0.000	0.000	0.000		0.002	-	-			0.000	0.000	0.000		5.45	-	-	0.000	0.000	0.000		5.45	-	-			0.220		
23.000	0.000	0.000	0.000		0.001	-	-	0.000	0.000	0.000		0.001	-	-			0.000	0.000	0.000		6.45	-	-	0.000	0.000	0.000		6.45	-	-			0.230		
24.000	0.000	0.000	0.000		0.001	-	-	0.000	0.000	0.000		0.001	-	-			0.000	0.000	0.000		7.45	-	-	0.000	0.000	0.000		7.45	-	-			0.240		
25.000	0.000	0.000	0.000		0.001	-	-	0.000	0.000	0.000		0.001	-	-			0.000	0.000	0.000		8.45	-	-	0.000	0.000	0.000		8.45	-	-			0.250		
26.000	0.000	0.000	0.000		0.001	-	-	0.000	0.000	0.000		0.001	-	-			0.000	0.000	0.000		9.45	-	-	0.000	0.000	0.000		9.45	-	-			0.260		
Totals:						1	30						0	0	0	0						1	105									0	0	0	0
Number of Trades:						1							0	0	0							0.00									0	0			

PIRAEUS BANK (CR)

(Contract Size: 100 Securities, Exercise Style: American, Physical Delivery)

Call Options																Put Options															
Exercise Price	April 2026						May 2026						Other Months		April 2026						May 2026					Other Months		Exercise Price			
	Open price	Price max	Price min	Last price	Closing price	Volume	Open Interest	Open price	Price max	Price min	Last price	Closing price	Volume	Open Interest	Volume	Open Interest	Open price	Price max	Price min	Last price	Closing price	Volume	Open Interest	Open price	Price max	Price min	Last price		Closing price	Volume	Open Interest
4.250	0.000	0.000	0.000	2.64	-	-	0.000	0.000	0.000	2.64	-	-				0.000	0.000	0.000	0.001	-	-	0.000	0.000	0.000	0.001	-	-				0.043
4.500	0.000	0.000	0.000	2.39	-	-	0.000	0.000	0.000	2.40	-	-				0.000	0.000	0.000	0.001	-	-	0.000	0.000	0.000	0.003	-	-				0.045
4.750	0.000	0.000	0.000	2.14	-	-	0.000	0.000	0.000	2.15	-	-				0.000	0.000	0.000	0.002	-	-	0.000	0.000	0.000	0.008	-	-				0.048
5.000	0.000	0.000	0.000	1.89	-	-	0.000	0.000	0.000	1.91	-	-				0.000	0.000	0.000	0.001	-	-	0.000	0.000	0.000	0.018	-	-				0.050
5.250	0.000	0.000	0.000	1.64	-	-	0.000	0.000	0.000	1.68	-	-				0.000	0.000	0.000	0.004	-	-	0.000	0.000	0.000	0.034	-	-				0.053
5.500	0.000	0.000	0.000	1.40	-	-	0.000	0.000	0.000	1.46	-	-				0.000	0.000	0.000	0.012	-	-	0.000	0.000	0.000	0.061	-	-				0.055
5.750	0.000	0.000	0.000	1.16	-	-	0.000	0.000	0.000	1.25	-	-				0.000	0.000	0.000	0.027	-	-	0.000	0.000	0.000	0.102	-	-				0.058
6.000	0.000	0.000	0.000	0.945	-	-	0.000	0.000	0.000	1.05	-	-				0.000	0.000	0.000	0.058	-	-	0.000	0.000	0.000	0.157	-	-				0.060
6.250	0.000	0.000	0.000	0.745	-	-	0.000	0.000	0.000	0.876	-	-				0.000	0.000	0.000	0.108	-	-	0.000	0.000	0.000	0.229	-	-				0.063
6.500	0.000	0.000	0.000	0.569	-	-	0.000	0.000	0.000	0.718	-	-				0.000	0.000	0.000	0.182	-	-	0.000	0.000	0.000	0.320	-	-				0.065
6.750	0.000	0.000	0.000	0.421	-	-	0.000	0.000	0.000	0.584	-	-				0.000	0.000	0.000	0.283	-	-	0.000	0.000	0.000	0.436	-	-				0.068
7.000	0.000	0.000	0.000	0.301	-	-	0.000	0.000	0.000	0.466	-	-				0.000	0.000	0.000	0.413	-	30	0.000	0.000	0.000	0.568	-	-				0.070
7.250	0.000	0.000	0.000	0.208	-	-	0.000	0.000	0.000	0.363	-	-				0.000	0.000	0.000	0.570	-	-	0.000	0.000	0.000	0.715	-	-				0.073
7.500	0.000	0.000	0.000	0.139	-	1,200	0.000	0.000	0.000	0.286	-	50				0.000	0.000	0.000	0.751	-	-	0.000	0.000	0.000	0.888	-	-				0.075
7.750	0.000	0.000	0.000	0.089	-	1,200	0.000	0.000	0.000	0.219	-	-				0.000	0.000	0.000	0.952	-	-	0.000	0.000	0.000	1.07	-	-				0.078
8.000	0.000	0.000	0.000	0.055	-	-	0.000	0.000	0.000	0.165	-	-				0.000	0.000	0.000	1.17	-	-	0.000	0.000	0.000	1.27	-	-				0.080
8.250	0.000	0.000	0.000	0.033	-	-	0.000	0.000	0.000	0.126	-	-				0.000	0.000	0.000	1.40	-	-	0.000	0.000	0.000	1.48	-	-				0.083
8.500	0.000	0.000	0.000	0.020	-	-	0.000	0.000	0.000	0.091	-	-				0.000	0.000	0.000	1.63	-	-	0.000	0.000	0.000	1.69	-	-				0.085
8.750	0.000	0.000	0.000	0.011	-	-	0.000	0.000	0.000	0.069	-	-				0.000	0.000	0.000	1.88	-	-	0.000	0.000	0.000	1.92	-	-				0.088
9.000	0.000	0.000	0.000	0.006	-	-	0.000	0.000	0.000	0.049	-	-				0.000	0.000	0.000	2.12	-	-	0.000	0.000	0.000	2.15	-	-				0.090
9.250	0.000	0.000	0.000	0.003	-	-	0.000	0.000	0.000	0.036	-	-				0.000	0.000	0.000	2.37	-	-	0.000	0.000	0.000	2.39	-	-				0.093
9.500	0.000	0.000	0.000	0.002	-	-	0.000	0.000	0.000	0.025	-	-				0.000	0.000	0.000	2.62	-	-	0.000	0.000	0.000	2.63	-	-				0.095
9.750	0.000	0.000	0.000	0.001	-	-	0.000	0.000	0.000	0.018	-	-				0.000	0.000	0.000	2.87	-	-	0.000	0.000	0.000	2.88	-	-				0.098
10.000	0.000	0.000	0.000	0.001	-	-	0.000	0.000	0.000	0.012	-	-				0.000	0.000	0.000	3.12	-	-	0.000	0.000	0.000	3.12	-	-				0.100
10.500	0.000	0.000	0.000	0.001	-	-	0.000	0.000	0.000	0.006	-	-				0.000	0.000	0.000	3.62	-	-	0.000	0.000	0.000	3.62	-	-				0.105
11.000	0.000	0.000	0.000	0.001	-	-	0.000	0.000	0.000	0.003	-	-				0.000	0.000	0.000	4.12	-	-	0.000	0.000	0.000	4.12	-	-				0.110
11.500	0.000	0.000	0.000	0.001	-	-					-	-				0.000	0.000	0.000	4.62	-	-					-	-				0.115
12.000	0.000	0.000	0.000	0.001	-	-					-	-				0.000	0.000	0.000	5.12	-	-					-	-				0.120
12.500	0.000	0.000	0.000	0.001	-	-					-	-				0.000	0.000	0.000	5.62	-	-					-	-				0.125
13.000	0.000	0.000	0.000	0.001	-	-					-	-				0.000	0.000	0.000	6.12	-	-					-	-				0.130
Totals:					0	2,400					0	50	0	0					0	30					0	0	0	0			
Number of Trades:					0						0		0							0.00						0		0			

PPC (CR)

(Contract Size: 100 Securities, Exercise Style: American, Physical Delivery)

Exercise Price	Call Options														Volume	Open Interest	Put Options														Volume	Open Interest	Exercise Price				
	April 2026							May 2026									Other Months		April 2026							May 2026								Other Months			
	Open price	Price max	Price min	Last price	Closing price	Volume	Open Interest	Open price	Price max	Price min	Last price	Closing price	Volume	Open Interest			Open price	Price max	Price min	Last price	Closing price	Volume	Open Interest	Open price	Price max	Price min	Last price	Closing price	Volume	Open Interest				Volume	Open Interest		
9.200						-	-							-	-																	0.092					
9.500						-	-							-	-																	0.095					
9.600						-	-							-	-																	0.096					
9.750						-	-							-	-																	0.098					
10.000						-	-							-	-																	0.100					
10.500						-	-							-	-																	0.105					
11.000						-	-							-	-																	0.110					
11.500						-	-							-	-																	0.115					
12.000	0.000	0.000	0.000		5.57	-	-	0.000	0.000	0.000		5.59	-	-	0.000	0.000	0.000		0.001	-	-	0.000	0.000	0.000		0.001	-	-		0.120							
12.500	0.000	0.000	0.000		5.08	-	-	0.000	0.000	0.000		5.10	-	-	0.000	0.000	0.000		0.001	-	-	0.000	0.000	0.000		0.001	-	-		0.125							
13.000	0.000	0.000	0.000		4.58	-	-	0.000	0.000	0.000		4.60	-	-	0.000	0.000	0.000		0.001	-	-	0.000	0.000	0.000		0.002	-	-		0.130							
13.500	0.000	0.000	0.000		4.08	-	-	0.000	0.000	0.000		4.10	-	-	0.000	0.000	0.000		0.001	-	-	0.000	0.000	0.000		0.005	-	-		0.135							
14.000	0.000	0.000	0.000		3.58	-	-	0.000	0.000	0.000		3.61	-	-	0.000	0.000	0.000		0.001	-	-	0.000	0.000	0.000		0.014	-	-		0.140							
14.500	0.000	0.000	0.000		3.08	-	-	0.000	0.000	0.000		3.13	-	-	0.000	0.000	0.000		0.003	-	-	0.000	0.000	0.000		0.031	-	-		0.145							
15.000	0.000	0.000	0.000		2.59	-	-	0.000	0.000	0.000		2.67	-	-	0.000	0.000	0.000		0.010	-	-	0.000	0.000	0.000		0.065	-	-		0.150							
15.500	0.000	0.000	0.000		2.11	-	-	0.000	0.000	0.000		2.23	-	-	0.000	0.000	0.000		0.030	-	-	0.000	0.000	0.000		0.123	-	-		0.155							
16.000	0.000	0.000	0.000		1.65	-	-	0.000	0.000	0.000		1.82	-	-	0.000	0.000	0.000		0.073	-	-	0.000	0.000	0.000		0.212	-	-		0.160							
16.500	0.000	0.000	0.000		1.24	-	-	0.000	0.000	0.000		1.44	-	-	0.000	0.000	0.000		0.158	-	30	0.000	0.000	0.000		0.340	-	-		0.165							
17.000	0.000	0.000	0.000		0.882	-	45	0.000	0.000	0.000		1.12	-	-	0.000	0.000	0.000		0.302	-	-	0.000	0.000	0.000		0.515	-	-		0.170							
17.500	0.000	0.000	0.000		0.590	-	2	0.000	0.000	0.000		0.848	-	-	0.000	0.000	0.000		0.510	-	-	0.000	0.000	0.000		0.743	-	-		0.175							
18.000	0.000	0.000	0.000		0.371	-	-	0.000	0.000	0.000		0.627	-	1	0.000	0.000	0.000		0.791	-	-	0.000	0.000	0.000		1.02	-	-		0.180							
18.500	0.000	0.000	0.000		0.221	-	17	0.000	0.000	0.000		0.451	-	2	0.000	0.000	0.000		1.14	-	-	0.000	0.000	0.000		1.35	-	-		0.185							
19.000	0.000	0.000	0.000		0.123	-	9	0.000	0.000	0.000		0.315	-	-	0.000	0.000	0.000		1.54	-	-	0.000	0.000	0.000		1.71	-	-		0.190							
19.500	0.000	0.000	0.000		0.063	-	5	0.000	0.000	0.000		0.213	-	-	0.000	0.000	0.000		1.99	-	-	0.000	0.000	0.000		2.11	-	-		0.195							
20.000	0.000	0.000	0.000		0.030	-	-	0.000	0.000	0.000		0.138	-	-	0.000	0.000	0.000		2.46	-	-	0.000	0.000	0.000		2.54	-	-		0.200							
21.000	0.000	0.000	0.000		0.006	-	-	0.000	0.000	0.000		0.057	-	-	0.000	0.000	0.000		3.44	-	-	0.000	0.000	0.000		3.47	-	-		0.210							
22.000	0.000	0.000	0.000		0.001	-	-	0.000	0.000	0.000		0.020	-	-	0.000	0.000	0.000		4.44	-	-	0.000	0.000	0.000		4.44	-	-		0.220							
23.000	0.000	0.000	0.000		0.003	-	-	0.000	0.000	0.000		0.007	-	-	0.000	0.000	0.000		5.44	-	-	0.000	0.000	0.000		5.44	-	-		0.230							
24.000	0.000	0.000	0.000		0.001	-	-	0.000	0.000	0.000		0.002	-	-	0.000	0.000	0.000		6.44	-	-	0.000	0.000	0.000		6.44	-	-		0.240							
25.000	0.000	0.000	0.000		0.001	-	-	0.000	0.000	0.000		0.001	-	-	0.000	0.000	0.000		7.44	-	-	0.000	0.000	0.000		7.44	-	-		0.250							
26.000	0.000	0.000	0.000		0.001	-	-	0.000	0.000	0.000		0.002	-	-	0.000	0.000	0.000		8.44	-	-	0.000	0.000	0.000		8.44	-	-		0.260							
27.000	0.000	0.000	0.000		0.001	-	-	0.000	0.000	0.000		0.001	-	-	0.000	0.000	0.000		9.44	-	-	0.000	0.000	0.000		9.44	-	-		0.270							
28.000	0.000	0.000	0.000		0.001	-	-	0.000	0.000	0.000		0.001	-	-	0.000	0.000	0.000		10.44	-	-	0.000	0.000	0.000		10.44	-	-		0.280							
29.000	0.000	0.000	0.000		0.001	-	-							-	-																0.290						
30.000	0.000	0.000	0.000		0.001	-	-							-	-																0.300						

PPC (CR)

(Contract Size: 100 Securities, Exercise Style: American, Physical Delivery)

	Call Options														Put Options																				
	April 2026						May 2026						Other Months		April 2026						May 2026				Other Months										
Exercise Price	Open price	Price max	Price min	Last price	Closing price	Volume	Open Interest	Open price	Price max	Price min	Last price	Closing price	Volume	Open Interest	Volume	Open Interest	Open price	Price max	Price min	Last price	Closing price	Volume	Open Interest	Open price	Price max	Price min	Last price	Closing price	Volume	Open Interest	Volume	Open Interest	Exercise Price		
Totals:						0	78						0	3	0	0						0	30						0	0	0	0			
Number of Trades:							0						0			0						0.00						0			0				

Lending Products	Underlying Title	Multilateral Transactions[1]					Bilateral Transactions[2]		Stock Borrowing through OTC (volume)[3]
		Open Interest[5]	Volume(Offered)	Average Weighted	Transactions volume	Average Weighted	Transactions Volume	Average Weighted	Transactions Volume
ADMIEBOR	ADMIE (IPTO) HOLDING S.A. (CR)	1,000	---	---	---	---	---	5,269,021	
AEGNBOR	AEGEAN AIRLINES (CR)	---	---	---	---	---	---	474,472	
AKTRBOR	AKTOR S.A. HOLDING CO. (CR)	---	---	---	---	---	---	619,509	
ALWNBOR	Allwyn AG (CR)	24,969	---	---	---	---	---	8,909,220	
ALPHABOR	ALPHA BANK (CR)	8,000	---	---	---	---	---	186,001,793	
AETFBOR	ALPHA ETF FTSE Athex Large Cap	---	---	---	---	500	1.00%	2,000	
AEMBOR	ALTER EGO MEDIA (CR)	---	---	---	---	---	---	---	
AIABOR	ATHENS INTL AIRPORT (CR)	12,927	---	---	---	---	---	324,108	
ACAGBOR	AUSTRIACARD (CB)	---	---	---	---	---	---	962	
OTOELBOR	AUTOHELLAS SA (CR)	7,400	---	---	---	---	---	74,641	
AVAXBOR	AVAX S.A. (CR)	7,900	---	---	---	---	---	635,198	
BYLOTBOR	BALLY'S INTRALOT (CR)	---	---	---	---	---	---	34,119,338	
BOCHGRBOR	BANK OF CYPRUS (CR)	---	---	---	---	---	---	496,645	
EEEBOR	CC HBC AG (CR)	1,160	---	---	---	---	---	102,877	
CENERBOR	CENERGY HOLDINGS (CB)	16,272	---	---	---	---	---	1,407,071	
CREDIABOR	CrediaBank (CR)	6,321	---	---	---	---	---	281,036	
DIMANDBOR	DIMAND (CR)	---	---	---	---	---	---	12,342	
ELLAKTORBOR	ELLAKTOR (CR)	54,732	---	---	---	---	---	169,858	
ELHABOR	ELVALHALCOR (CR)	11,714	---	---	---	---	---	494,524	
EUROBBOR	EUROBANK (CR)	5,598	---	---	---	---	---	94,344,718	
EYDAPBOR	EYDAP S.A. (CR)	---	---	---	---	---	---	353,219	
FOYRKBOR	FOURLIS (CR)	2,500	---	---	---	---	---	107,437	
GEKTERNABOR	GEK TERNA (CR)	12,566	---	---	---	---	---	1,231,932	
SARBOR	GR. SARANTIS S.A. (CR)	3,508	---	---	---	---	---	116,432	
EXAEBOR	HELLENIC EXCHANGES-A.S.E. (CR)	13,309	---	---	147	4.04%	---	339,370	
ELPEBOR	HELLENIQ ENERGY (CR)	58,000	---	---	---	---	---	735,044	
INTEKBOR	IDEAL HOLDINGS (CR)	---	---	---	---	---	---	45,787	
INTRKBOR	INTRACOM HOLDINGS (CR)	---	---	---	---	---	---	238,731	
BELABOR	JUMBO SA (CR)	---	---	---	---	---	---	876,824	
KRIBOR	KRI-KRI S.A. (CR)	2,999	---	---	---	---	---	---	
LAMDABOR	LAMDA DEVELOPMENT SA (CR)	---	---	---	---	---	---	229,094	

Stock Lending Notes

[1] - Multilateral contracts Lending or Borrowing as per Methods 8-1, 8-2 and 8-3-3 (According to ATHEX BoD Resolution No.17)

[2] - Bilateral Contracts Lending or Borrowing as per Methods 8-3-1 and 8-3-2 & Contracts as per Method 4 (According to ATHEX BoD Resolution No.20)

[3] - The information concerning OTC Stock Borrowing Transactions is based on the statements of the Dematerialised Securities System (DSS) operators involved and refers to volumes that have been registered up until the previous working day.

[4] - Average Price (Volume weighted)

[5] - The Data concerning Open Interest before the start of trading session

Lending Products	Underlying Title	Open Interest[5]	Multilateral Transactions[1]				Bilateral Transactions[2]		Stock Borrowing through OTC (volume)[3]
			Volume(Offered)	Average Weighted	Transactions volume	Average Weighted	Transactions Volume	Average Weighted	Transactions Volume
MTLNBOR	METLEN PLC (CR)	16,990	---	---	---	---	---	1,253,002	
MIGBOR	MIG (CR)	1,495	---	---	---	---	---	39,913	
MOHBOR	MOTOR OIL (CR)	22,879	---	---	---	---	---	723,382	
ETEBOR	NATIONAL BANK (CR)	56,465	---	---	---	---	---	23,518,830	
NOVALBOR	NOVAL PROPERTY REIC (CR)	---	---	---	---	---	---	---	
OPTIMABOR	OPTIMA BANK (CR)	200	---	---	---	---	---	5,151,998	
HTOBOR	OTE (CR)	2,500	---	---	---	---	---	4,059,737	
PPABOR	P.P.A. S.A. (CR)	4,500	---	---	---	---	---	86,154	
TPEIRBOR	PIRAEUS BANK (CR)	3,000	---	---	---	---	---	11,227,412	
PPCBOR	PPC (CR)	50,370	---	---	---	---	---	10,083,172	
PROFBOR	PROFILE SA (CR)	---	---	---	---	---	---	32,549	
QLCOBOR	QUALCO GROUP (CR)	---	---	---	---	---	---	979,194	
QUESTBOR	QUEST HOLDINGS (CR)	4,191	---	---	---	---	---	49,696	
TITCBOR	TITAN (CB)	5,481	---	---	---	---	---	129,071	
OLTHBOR	TPA SA (CR)	---	---	---	---	---	---	750	
TRESTATESBOR	TRADE ESTATES REIC (CR)	---	---	---	---	---	---	---	
VIOBOR	VIOHALCO SA/IV (CB)	---	---	---	---	---	---	---	

Stock Lending Notes

[1] - Multilateral contracts Lending or Borrowing as per Methods 8-1, 8-2 and 8-3-3 (According to ATHEX BoD Resolution No.17)

[2] - Bilateral Contracts Lending or Borrowing as per Methods 8-3-1 and 8-3-2 & Contracts as per Method 4 (According to ATHEX BoD Resolution No.20)

[3] - The information concerning OTC Stock Borrowing Transactions is based on the statements of the Dematerialised Securities System (DSS) operators involved and refers to volumes that have been registered up until the previous working day.

[4] - Average Price (Volume weighted)

[5] - The Data concerning Open Interest before the start of trading session

Sectors codification for listed companies

12003 -	ETF	10101010	Computer Services
10101015	Software	10102030	Computer Hardware
15101010	Telecommunications Equipment	15102015	Telecommunications Services
20101010	Health Care Facilities	20102010	Medical Equipment
20103015	Pharmaceuticals	30101010	Banks
30202000	Diversified Financial Services	30202010	Asset Managers & Custodians
30202015	Investment Services	30204000	Closed End Investments
30302010	Full Line Insurance	30302015	Insurance Brokers
30302025	Property and Casualty Insurance	35101010	Real Estate Holding and Development
35101015	Real Estate Services	35102000	Diversified REITs
35102045	Retail REITs.	40202015	Household Furnishings
40202020	Household Appliance	40203040	Electronic Entertainment
40204020	Clothing & Accessories	40301010	Entertainment
40301030	Publishing	40301035	Radio & TV Broadcasters
40401010	Diversified Retailers	40401020	Apparel Retailers
40401025	Home Improvement Retailers	40401030	Specialty Retailers
40501010	Airlines	40501015	Travel & Tourism
40501020	Casinos & Gambling	40501025	Hotels & Motels
45101015	Distillers & Vintners	45101020	Soft Drinks
45102010	Farming Fishing Ranching & Plantations	45102020	Food Products
45103010	Tobacco	45201010	Food Retailers & Wholesalers
45201020	Personal Products	50101010	Construction
50101020	Building Roof/Wallboard and Plumbing	50101030	Cement
50101035	Building Materials: Other	50202010	Electrical Components
50203015	Plastics	50203030	Containers & Packaging
50204000	Machinery: Industrial	50204020	Machinery: Construction & Handling
50205010	Industrial Suppliers	50205020	Back Office Support HR & Consulting
50205030	Forms & Bulk Printing Services	50206015	Commercial Vehicles & Parts
50206030	Marine Transportation	50206060	Transportation Services
55101000	Diversified Materials	55101020	Textile Products
55102000	General Mining	55102010	Iron & Steel
55102015	Metal Fabricating	55102035	Aluminum
60101020	Oil Refining and Marketing	65101010	Alternative Electricity
65101015	Conventional Electricity	65102000	Multi-Utilities
65102030	Water		

ATHEXGROUP

Athens Exchange Group

Λεωφ. Αθηνών 110 | 104 42 Αθήνα
110 Athinon Ave | 104 42 Athens GR
T +30 210 3366 800
www.athexgroup.gr