

26

Ημερήσιο Δελτίο  
Συναλλακτικής Δραστηριότητας

Daily Official List  
of Trading Activity



**Disclaimer:**

Hellenic Exchanges-Athens Stock Exchange S.A endeavours to ensure that the data and other material ("Information") presented on the Daily Official List are accurate and complete, but it is not liable for any errors or omissions of data or /and for the accuracy, credibility, updating and completeness of the aforesaid information nor it has any liability arising directly or indirectly from the use of the above Information.

The Company is not liable for the accuracy of the data included in listed companies' announcements. Only the sender of such an announcement is fully and solely liable for any infringement of third party's rights from the content of such announcement. All contents of the Daily Official List are provided only for information purposes and do not constitute investment advice or solicitation to invest in securities or other products listed for trading on the Exchange.

You acknowledge and agree that the Company is the owner of any property rights related to any Information appearing on the Daily Official List including intellectual property rights copyright, trademarks, etc.

The above data are a property of the Hellenic Exchanges-Athens Exchange and are copyright protected. Users are forbidden to reproduce, modify, copy, sale, transmit or redistribute, by all reproduction means and methods, part or the whole of the above data, without reference to their source.

The commercial exploitation of these data is, also, forbidden by third parties. Hellenic Exchanges-Athens Exchange does not carry any responsibility, direct or indirect, derived from usage or accidental alteration of the above data when used by third parties.

---

**Hellenic Exchanges – Athens Stock Exchange S.A.**

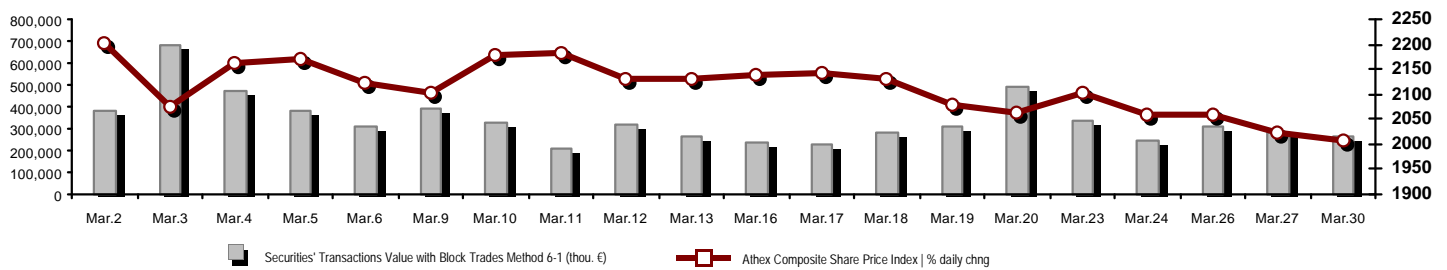
110 Athinon Ave., 10442 Athens, Tel: (210) 33.66.800, Fax: (210) 32.13.938

[www.athexgroup.gr](http://www.athexgroup.gr)

---

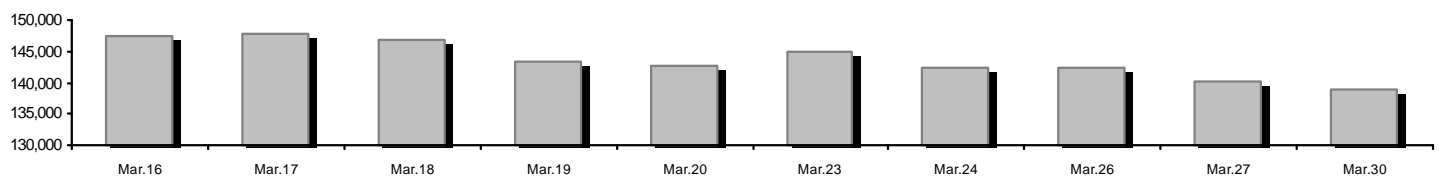
## Summary of Markets

Athex Composite Share Price Index vs Shares and Derivatives Transactions Value

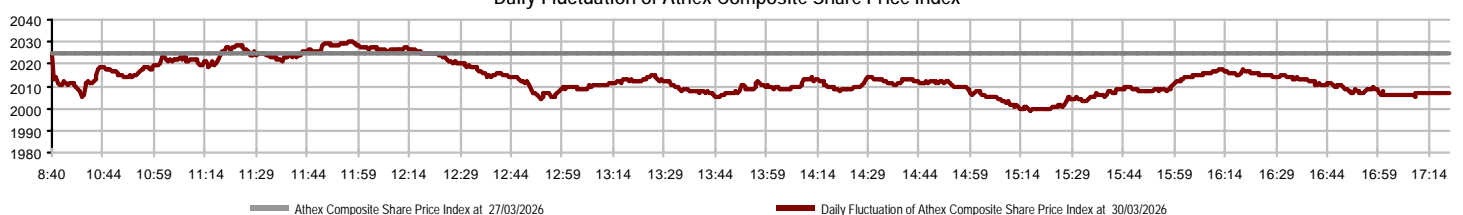


Athex Capitalisation (mill. €) **: Daily change: mill. €   %	138,786.83 -1,226.02 -0.88%	Derivatives Total Open Interest	1,653,974
Yearly Avg Capitalisation: mill. €   % chng prev year Avg	152,765.33 19.64%	in Index Futures   % daily chng	9,298 -0.13%
Athex Composite Share Price Index   % daily chng	2,006.93 -0.86%	in Stock Futures   % daily chng	1,638,058 0.14%
Athex Composite Share Price Index Capitalisation (mill. €) Daily change (mill. €)	129,750.91 -1,129.85	in Index Options   % daily chng	2,937 5.08%
		in Stock Options   % daily chng	3,681 -0.11%
Securities' Transactions Value with Block Trades Method 6-1 (t) Daily change: %	259,402.43 -18,173.84 -6.55%	Derivatives Contracts Volume: Daily change: pieces   %	23,632 -10,280 -30.31%
YtD Avg Trans. Value: thou. €   % chng prev year Avg	370,612.11 71.52%	YtD Avg Derivatives Contracts % chng prev year Avg	93,920 63.11%
Blocks Transactions Value of Method 6-1 (thou. €)	20,532.74	Derivatives Trades Number: Daily change: number   %	1,806 -487 -21.24%
Blocks Transactions Value of Method 6-2 & 6-3 (thou. €)	0.00	YtD Avg Trades number % chng prev year Avg	3,121 41.11%
Bonds Transactions Value (thou.€)	1,369.30		
Securities' Transactions Volume with Block Trades Method 6-1 (tho) Daily change: thou. pieces   %	46,091.44 -146.27 -0.32%	Lending Total Open Interest Daily change: pieces   %	414,493 -4,453 -1.06%
YtD Avg Volume: % chng prev year Avg	56,866.26 36.41%	Lending Volume (Multilateral/Bilateral) Daily change: pieces   %	31,332 30,685
Blocks Transactions Volume of Method 6-1 (thou. Pieces)	4,219.79	Multilateral Lending	6,332
Blocks Transactions Volume of Method 6-2 & 6-3 (thou. Pieces)	0.00	Bilateral Lending	25,000
Bonds Transactions Volume	1,385,000		
Securities' Trades Number with Block Trades Method 6-1 Daily change: number   %	70,698 -2,916 -3.96%	Lending Trades Number: Daily change: %	24 21
YtD Avg Trades number % chng prev year Avg	76,549 52.77%	Multilateral Lending Trades Number	19
Number of Blocks Method 6-1	14	Bilateral Lending Trades Number	5
Number of Blocks Method 6-2 & 6-3	0		
Number of Bonds Transactions	246		

Athex Capitalisation (mill. €) \*\*



Daily Fluctuation of Athex Composite Share Price Index



## Athex Indices

Index name	30/03/2026	27/03/2026	pts.	%	Min	Max	Year min	Year max	Year change
Athex Composite Share Price Index	2,006.93 €	2,024.37	-17.44	-0.86%	1,998.66	2,030.40	1,998.09	2,407.09	-5.37% €
Athex Composite Index Total Return Index	3,960.07 €	3,994.50	-34.43	-0.86%	3,943.76	4,006.39	3,942.63	4,745.66	-5.26% €
Athex ESG Index	2,373.82 €	2,394.52	-20.70	-0.86%	2,363.54	2,402.99	2,361.87	2,867.98	-5.13% €
ATHEX Small Cap Price Index	2,235.67 #	2,235.53	0.14	0.01%	2,212.57	2,237.35	2,193.29	2,627.20	-12.29% €
ATHEX EN.A. Growth Price Index	16,700.79 €	16,826.84	-126.05	-0.75%	16,626.79	16,840.34	16,564.67	20,788.55	-15.59% €
FTSE/Athex Large Cap	5,080.85 €	5,128.19	-47.34	-0.92%	5,057.89	5,146.49	5,057.48	6,153.73	-5.05% €
FTSE/Athex Mid Cap Index	2,527.19 €	2,536.57	-9.38	-0.37%	2,516.86	2,536.57	2,510.28	2,906.28	-10.54% €
FTSE/ATHEX High Dividend Yield Index	4,573.90 €	4,591.38	-17.48	-0.38%	4,557.19	4,606.44	4,495.63	5,149.57	-7.45% €
FTSE/Athex Market Index	1,198.76 €	1,209.38	-10.62	-0.88%	1,192.91	1,213.83	1,190.89	1,449.15	-4.94% €
FTSE/Athex Banks	2,179.95 €	2,200.58	-20.63	-0.94%	2,155.98	2,221.37	2,143.30	2,859.37	-4.97% €
FTSE/ATHEX TECHNOLOGY & TELECOMMUNICAT	6,164.33 €	6,178.39	-14.06	-0.23%	6,131.29	6,203.39	6,027.65	6,900.98	-9.01% €
FTSE/ATHEX HEALTH CARE	4,971.04 €	5,116.17	-145.13	-2.84%	4,884.62	5,131.69	4,884.62	6,137.55	-2.16% €
FTSE/ATHEX FINANCIAL SERVICES	10,199.49 €	10,295.64	-96.15	-0.93%	10,087.40	10,391.56	10,029.11	13,356.35	-4.92% €
FTSE/ATHEX REAL ESTATE	5,098.50 €	5,139.81	-41.31	-0.80%	5,093.00	5,164.75	5,093.00	5,898.28	-9.22% €
FTSE/ATHEX CONSUMER DISCRETIONARY	4,474.96 €	4,576.81	-101.85	-2.23%	4,474.96	4,576.81	4,474.96	5,876.98	-23.38% €
FTSE/ATHEX CONSUMER STAPLES	9,264.55 €	9,273.39	-8.84	-0.10%	9,208.80	9,347.58	8,640.95	10,243.39	5.13% #
FTSE/ATHEX INDUSTRIALS	10,311.38 €	10,447.01	-135.63	-1.30%	10,236.12	10,447.01	10,051.45	12,182.07	2.59% #
FTSE/ATHEX BASIC MATERIALS	8,963.42 €	9,042.44	-79.02	-0.87%	8,778.94	9,053.82	8,778.94	11,861.41	-5.91% €
FTSE/ATHEX ENERGY & UTILITIES	6,405.57 #	6,394.46	11.11	0.17%	6,319.09	6,425.91	6,127.28	7,506.29	-6.86% €
Athex All Share Index	460.14 €	464.36	-4.22	-0.91%	460.14	460.14	460.14	542.74	-4.98% €
Hellenic Mid & Small Cap Index	2,788.29 €	2,805.13	-16.84	-0.60%	2,777.33	2,805.13	2,761.30	3,115.91	-3.70% €
FTSE/Athex Large Cap Total Return	9,100.35 €	9,185.14	-84.79	-0.92%			9,100.35	11,012.64	-4.95% €
FTSE/Athex Mid Cap Total Return	3,625.91 €	3,639.37	-13.46	-0.37%			3,625.91	4,168.37	-10.54% €
MSCI GREECE REBASED	7,833.82 €	7,916.56	-82.74	-1.05%	7,774.01	7,963.64	7,755.87	10,138.65	-8.53% €
Hellenic Corporate Bond Index	143.28 €	143.43	-0.15	-0.10%			143.28	145.27	-0.75% €
Hellenic Corporate Bond Price Index	92.39 €	92.50	-0.11	-0.11%			92.39	93.97	-1.64% €

Note 1: FTSE/Med 100, Hellenic Corporate Bond Price Index and Hellenic Corporate Bond Index closing prices refer to the previous trading day of 26/03/2026.

Note 2: The Hellenic Mid & Small Cap Index is a Customized index calculated by the Athens Exchange.

## Analytic Figures for Athex Market's Boards and Categories

	Total Traded Securities	Main Market	Surveillance	Exchange Traded Funds (ETFs)
Totals	123	122	0	1
Gain / Lose / Same:	45 / 64 / 14	45 / 63 / 14	0 / 0 / 0	0 / 1 / 0
Athex Capitalisation (mill. €) **	138,786.83	138,784.00	2.83	
Daily Average Trans/ons Value(thou.€)	370,612.11	370,526.50	6.37	497.45
Transactions Value	259,402.43	259,164.65	0.00	237.78
Main Board:	238,657.01	238,419.23	0.00	237.78
Blocks Board 6_2_3:	20,532.74	20,532.74	0.00	0.00
Forced Sales Board:	212.67	212.67	0.00	0.00
Special Terms Board:	0.00	0.00	0.00	0.00
Daily Average Transactions Volume	56,866,261	56,900,259	6,617	8,783
Transactions Volume	46,091,436	46,086,822	0	4,614
Main Board:	41,854,904	41,850,290	0	4,614
Blocks Board 6_2_3:	4,219,786	4,219,786	0	0
Forced Sales Board:	16,746	16,746	0	0
Special Terms Board:	0	0	0	0
Daily Average Number of Trades	76,549	76,367	14	171
Number of Trades	70,698	70,523	0	175
Main Board:	70,676	70,501	0	175
Blocks Board 6_2_3:	14	14	0	0
Forced Sales Board:	8	8	0	0
Special Terms Board:	0	0	0	0

## Trading Details by Athex Sectors and Financial Instruments (ETFs)

Code	Sectors	Gain / Lose / Same	Number of Trades	Transactions Volume	Transactions Value	% of Total Trans. Value
3010	- Banks	2 / 5 / 1	33,420	35,546,813	165,586,652.81	63.83%
5510	- Basic Resources	4 / 6 / 1	1,771	396,179	2,809,411.74	1.08%
5010	- Construction & Materials	2 / 9 / 1	5,231	1,087,558	11,045,109.11	4.26%
4020	- Consumer Products & Services	1 / 3 / 0	95	33,058	14,597.82	0.01%
6010	- Energy	4 / 0 / 0	4,986	676,316	15,097,541.37	5.82%
12000	- Financial Instruments	0 / 1 / 0	175	4,614	237,779.64	0.09%
3020	- Financial Services	4 / 1 / 0	179	40,315	296,315.21	0.11%
4510	- Food Beverage & Tobacco	3 / 2 / 0	438	42,644	1,442,198.62	0.56%
2010	- Health Care	1 / 2 / 0	573	2,325,411	3,613,463.02	1.39%
5020	- Industrial Goods & Services	7 / 8 / 3	2,923	440,212	4,912,428.65	1.89%
3030	- Insurance	0 / 2 / 0	131	41,366	96,766.31	0.04%
4030	- Media	1 / 2 / 0	126	33,546	124,787.29	0.05%
4520	- Personal Care, Drug & Grocery Stores	1 / 1 / 0	322	24,683	274,515.47	0.11%
3510	- Real Estate	4 / 5 / 3	1,561	434,195	1,765,769.59	0.68%
4040	- Retail	2 / 4 / 3	3,811	777,576	12,863,870.29	4.96%
1010	- Technology	3 / 9 / 0	1,490	359,910	1,594,553.45	0.61%
1510	- Telecommunications	2 / 0 / 0	1,512	304,708	4,990,612.26	1.92%
4050	- Travel & Leisure	1 / 3 / 1	5,083	2,436,222	11,016,599.37	4.25%
6510	- Utilities	3 / 1 / 1	6,871	1,086,110	21,619,456.53	8.33%

## Top 10 best &amp; worst performing Shares

## Main Market

With positive Price change			With negative Price change		
	Closing price	change		Closing price	change
ALPHA TRUST HOLDINGS (CR)	17.25	8.15% #	CrediaBank (CR)	1.09	-8.40% €
EYDAP S.A. (CR)	9.03	2.61% #	AKTOR S.A. HOLDING CO. (CR)	9.35	-6.22% €
KRI-KRI S.A. (CR)	21.35	2.15% #	LAVIPHARM SA (CR)	1.08	-6.09% €
FOURLIS (CR)	4.43	2.07% #	EKTER SA (CR)	3.3	-4.76% €
SPACE HELLAS SA (CR)	6.18	1.98% #	PROFILE SA (CR)	6.76	-4.39% €
ATHENS MEDICAL CENTER SA (CR)	1.675	1.82% #	NAFPAKTOS TEXTILE (CR)	1.32	-4.00% €
QUEST HOLDINGS (CR)	6.23	1.47% #	UNIBIOS (CR)	2.43	-3.95% €
YKNOT (CR)	1.115	1.36% #	BIOKARPET S.A.(CR)	1.495	-3.86% €
MOTODYNAMICS S.A. (CR)	2.42	1.26% #	CENERGY HOLDINGS (CB)	17.72	-3.70% €
THRACE PLASTICS SA (CR)	3.645	1.25% #	JUMBO SA (CR)	21.96	-3.60% €

With the highest Transactions Value			With the highest Transactions Volume		
	Value (thou. €)	change		Volume	change
NATIONAL BANK (CR)	44,086.01	-0.39% €	ALPHA BANK (CR)	14,258,553	-2.81% €
ALPHA BANK (CR)	42,751.56	-2.81% €	EUROBANK (CR)	9,184,920	0.16% #
PIRAEUS BANK (CR)	38,236.98	-2.18% €	PIRAEUS BANK (CR)	5,740,979	-2.18% €
EUROBANK (CR)	29,493.22	0.16% #	NATIONAL BANK (CR)	3,481,831	-0.39% €
METLEN PLC (CR)	12,425.52	-0.85% €	ATHENS MEDICAL CENTER SA (CR)	2,022,236	1.82% #
JUMBO SA (CR)	11,750.54	-3.60% €	CrediaBank (CR)	1,770,393	-8.40% €
MOTOR OIL (CR)	11,723.85	0.70% #	BALLY'S INTRALOT (CR)	1,572,139	-0.24% €
Allwyn AG (CR)	8,417.08	-2.21% €	BANK OF CYPRUS (CR)	845,347	0.25% #
PPC (CR)	7,889.32	0.51% #	Allwyn AG (CR)	633,493	-2.21% €
BANK OF CYPRUS (CR)	6,870.43	0.25% #	JUMBO SA (CR)	526,419	-3.60% €

Note: Stocks that are not included in the "Under Supervision" category, and the transactions value is more than 10,000 €.

## Derivatives Summary

	Number of Trades	Volume	Open Interest
Index Futures	259	954	9,298
FTSE/Athex Banks	19	24	2,997
FTSE/Athex Large Cap	240	930	6,301
MSCI GREECE REBASED	0	0	0
Stock Futures	1,532	22,455	1,638,058
ADMIE (IPTO) HOLDING S.A. (CR)	2	50	8,586
AEGEAN AIRLINES (CR)	21	40	2,609
AKTOR S.A. HOLDING CO. (CR)	32	104	95,108
Allwyn AG (CR)	41	176	5,152
ALPHA BANK (CR)	277	6,006	56,267
ATHENS INTL AIRPORT (CR)	4	20	206
AUTOHELLAS SA (CR)	1	5	122
AVAX S.A. (CR)	19	87	2,128
BALLY'S INTRALOT (CR)	37	3,211	1,251,633
BANK OF CYPRUS (CR)	9	86	947
CC HBC AG (CR)	2	6	90
CENERGY HOLDINGS (CB)	28	81	3,708
CrediaBank (CR)	260	5,918	21,516
ELLAKTOR (CR)	11	45	1,510
ELVALHALCOR (CR)	37	73	2,911
EUROBANK (CR)	100	1,166	28,925
EYDAP S.A. (CR)	10	55	12,715
FOURLIS (CR)	53	317	4,556
GEK TERNA (CR)	40	189	6,005
HELLENIC EXCHANGES-A.S.E. (CR)	7	33	387
HELLENIQ ENERGY (CR)	26	87	4,436
INTRACOM HOLDINGS (CR)	31	281	10,718
JUMBO SA (CR)	5	21	3,742
LAMDA DEVELOPMENT SA (CR)	16	24	17,886
METLEN PLC (CR)	90	293	11,543
MIG (CR)	0	0	143
MOTOR OIL (CR)	3	11	226
NATIONAL BANK (CR)	76	319	11,996
OPTIMA BANK (CR)	3	3	410
OTE (CR)	4	5	999
P.P.A. S.A. (CR)	0	0	46
PIRAEUS BANK (CR)	212	3,295	49,937
PPC (CR)	32	283	17,970
QUEST HOLDINGS (CR)	1	2	206
TITAN (CB)	8	29	351
VIOHALCO SA/NV (CB)	34	134	2,368
Index Options	14	203	2,937
FTSE/Athex Large Cap	14	203	2,937
Stock Options	1	20	3,681
Allwyn AG (CR)	0	0	470
ALPHA BANK (CR)	0	0	60
NATIONAL BANK (CR)	0	0	424
OTE (CR)	0	0	136
PIRAEUS BANK (CR)	1	20	2,480
PPC (CR)	0	0	111
<b>Total Derivatives Traded</b>	<b>1,806</b>	<b>23,632</b>	<b>1,653,974</b>

Number of Outstanding Securities	Nominal Value	Dividends [1]			Date of Last Coupon		Note	Shares	Closing price	% change	Previous closing price/date	Open price	Price min	Price max	Last price	Avg price	Last Bid [7]	Last Ask [7]	P/E after tax	Year	Volume	Trades	Transactions Value[8]	Company Mkt Value (thou. €)	Year low	Year high	Sector[4]	
2023	2024	2025	Dividend [2]	Right																								
358,603,478	0.300	1.6123	1.4029	0.5	03/11/2025	25/06/2024	---	Allwyn AG (CR)	13.3	-2.21	€ 13.6	27/03/2026	13.6	13.15	13.6	13.3	13.287	555@13.29	1155@13.39	---	---	633,493	3,328	8,417,078.56	4,769,426.26	13.15	19.03	40501020
2,315,261,358	0.290	0.026	0.0303	0.0485	01/12/2025	18/04/2017	---	ALPHA BANK (CR)	2.97	-2.81	€ 3.056	27/03/2026	3.024	2.97	3.088	2.97	2.998	100@2.97	1030@2.99	---	---	14,258,553	9,840	42,751,562.15	6,876,326.23	2.95	4.489	30101010
58,492,542	1.00	---	0.1	---	23/06/2025	27/01/2025	---	ALTER EGO MEDIA (CR)	4.9	-1.25	€ 4.962	27/03/2026	4.96	4.9	5.05	4.9	4.958	100@4.89	986@4.94	---	---	24,318	98	120,579.08	286,613.46	4.9	6.425	40301035
36,353,868	1.00	0.1	0.11	---	01/07/2025	21/08/2023	---	AUSTRIACARD (CB)	6.56	-1.35	€ 6.65	27/03/2026	6.7	6.55	6.71	6.56	6.606	1214@6.56	200@6.65	---	---	56,895	248	375,835.90	238,481.37	6.04	8.28	10101010
1,867,802,694	0.300	---	---	---	30/05/2013	10/10/2023	---	BALLY'S INTRALOT (CR)	0.844	-0.24	€ 0.846	27/03/2026	0.822	0.822	0.855	0.844	0.842	223@0.842	3205@0.844	---	---	1,572,139	645	1,324,229.28	1,576,425.47	0.822	1.1	40501020
435,686,031	0.100	---	0.48	0.2	22/09/2025	23/09/2024	---	BANK OF CYPRUS (CR)	8.16	0.25	# 8.14	27/03/2026	8.08	8.02	8.22	8.16	8.127	6142@8.14	11100@8.20	---	---	845,347	1,579	6,870,433.38	3,555,198.01	7.94	9.84	30101010
212,384,903	0.08	0.14	---	---	24/06/2025	07/12/2016	---	CENERGY HOLDINGS (CB)	17.72	-3.70	€ 18.4	27/03/2026	18.02	17.46	18.16	17.72	17.747	400@17.50	187@17.74	---	---	209,112	1,499	3,711,072.94	3,763,460.48	15.12	22.35	50202010
373,239,562	6.70	0.93	1.03	---	29/05/2025	29/04/2013	---	CC HBC AG (CR)	48.6	-1.18	€ 49.18	27/03/2026	48.8	48.6	49.5	48.6	49.057	2879@48.60	2@48.64	---	---	19,738	241	968,285.328	1,139,442.71	42.5	55.75	45101020
3,631,510,801	0.220	0.0933	0.105	0.0468	06/11/2025	20/05/2019	---	EUROBANK (CR)	3.205	0.16	# 3.2	27/03/2026	3.2	3.18	3.273	3.205	3.211	8528@3.20	26089@3.21	---	---	9,184,920	5,257	29,493,215.791	1,638,992.12	3.162	4.392	30101010
51,889,670	1.00	0.12	0.15	---	27/06/2025	23/07/2019	---	FOURLIS (CR)	4.43	2.07	# 4.34	27/03/2026	4.335	4.3	4.465	4.43	4.376	3000@4.42	1000@4.45	---	---	116,599	435	510,232.07	229,871.24	4.04	4.725	40401010
305,635,185	2.18	0.9	0.75	0.2	19/01/2026	01/10/2003	---	HELLENIQ ENERGY (CR)	9.65	0.52	# 9.6	27/03/2026	9.4	9.385	9.685	9.65	9.607	85@9.65	370@9.66	---	---	348,829	1,452	3,351,209.24	2,949,379.54	8.4	10.4	60101020
56,003,921	1.55	---	---	---	30/08/1993	29/01/2026	---	IDEAL HOLDINGS (CR)	5.54	-0.89	€ 5.59	27/03/2026	5.59	5.52	5.59	5.54	5.577	50@5.53	500@5.56	---	---	34,180	115	190,615.51	310,261.72	5.3	6.71	10102030
83,600,000	0.690	0.0504	0.1209	---	22/09/2025	02/07/2024	---	INTRACOM HOLDINGS (CR)	2.71	-1.46	€ 2.75	27/03/2026	2.71	2.685	2.77	2.71	2.716	45@2.71	100@2.73	---	---	60,545	269	164,458.34	226,556.00	2.685	3.85	10101010
134,365,561	0.880	1.4726	0.5063	---	23/03/2026	05/03/2014	---	JUMBO SA (CR)	21.96	-3.60	€ 22.78	27/03/2026	22.5	21.96	22.7	21.96	22.322	500@21.90	1004@22.30	---	---	526,419	2,749	11,750,535.70	2,950,667.72	21.82	28.7	40401010
176,736,715	0.300	---	---	---	30/05/2007	27/11/2019	---	LAMDA DEVELOPMENT SA (CR)	5.88	-1.01	€ 5.94	27/03/2026	5.91	5.87	5.98	5.88	5.913	936@5.87	513@5.89	---	---	200,138	959	1,183,488.54	1,039,211.88	5.85	7.76	35101010
143,022,980	1.00	---	---	---	04/08/2025	---	---	METLEN PLC (CR)	32.7	-0.85	€ 32.98	27/03/2026	32.2	31.98	33.2	32.7	32.708	150@32.60	10@32.78	---	---	379,896	3,261	12,425,520.48	4,676,851.45	31.9	47.68	65102000
31,400,000	0.400	---	---	---	26/04/2007	10/05/2023	---	MIG (CR)	3.02	0.33	# 3.01	27/03/2026	2.98	2.97	3.02	3.02	2.984	25@3.00	114@3.02	---	---	3,605	33	10,758.12	94,828.00	2.82	3.85	30202000
126,502,434	0.500	0.0304	0.0302	---	15/05/2025	28/07/2021	---	PREMIA (CR)	1.3	-0.31	€ 1.304	27/03/2026	1.31	1.286	1.314	1.3	1.293	300@1.30	1478@1.30	---	---	73,750	210	95,362.18	164,453.16	1.236	1.49	35102000
70,029,804	1.00	---	---	---	15/05/2025	---	---	QUALCO GROUP (CR)	5.795	-1.28	€ 5.87	27/03/2026	5.795	5.58	5.83	5.795	5.725	500@5.64	3530@5.80	---	---	66,207	279	379,039.90	405,822.71	5.08	6.73	10101015
78,325,475	0.85	3	---	---	30/06/2025	23/07/2019	---	TITAN (CB)	43.85	0.81	# 43.5	27/03/2026	43	42.6	43.85	43.85	43.495	404@43.80	852@43.90	---	---	58,127	1,061	2,528,262.05	3,434,572.08	42.6	59	50101030
259,189,761	0.12	0.16	---	---	24/06/2025	26/02/2016	---	VIOHALCO SA/NV (CB)	11.76	-2.49	€ 12.06	27/03/2026	12.06	11.4	12.06	11.76	11.653	376@11.74	50@11.84	---	---	181,697	879	2,117,268.28	3,048,071.59	11.4	15.78	55102015
148,321,516	0.300	0.03	0.07	---	02/09/2025	22/01/2020	---	AVAX S.A. (CR)	2.81	-1.06	€ 2.84	27/03/2026	2.81	2.8	2.88	2.81	2.833	5650@2.80	533@2.84	---	---	251,852	521	713,441.24	416,783.46	2.79	3.645	50101010
232,000,000	2.12	0.0582	0.1207	0.1207	25/09/2025	19/06/2017	---	ADMIE (IPTO) HOLDING S.A. (CR)	2.795	0.18	# 2.79	27/03/2026	2.83	2.78	2.84	2.795	2.815	1766@2.80	47@2.83	---	2024	143,953	347	405,203.82	648,440.00	2.76	3.125	65101015
90,167,100	0.500	0.7515	0.8041	---	20/05/2025	24/05/2021	---	AEGEAN AIRLINES (CR)	11.5	-1.37	€ 11.66	27/03/2026	11.5	11.5	11.7	11.5	11.562	5812@11.50	6@11.52	---	---	97,006	760	1,121,579.22	1,036,921.65	10.8	15.36	40501010
204,002,463	0.300	---	---	---	12/08/2008	07/01/2025	---	AKTOR S.A. HOLDING CO. (CR)	9.35	-6.22	€ 9.97	27/03/2026	9.99	9.35	9.99	9.35	9.549	200@9.28	50@9.36	---	---	227,949	873	2,176,638.58	1,907,423.03	9.35	11.7	50101010
103,423,291	0.570	---	0.4134	---	25/06/2025	28/08/2024	---	GEK TERNA (CR)	32.56	-1.33	€ 33	27/03/2026	32.5	32.02	33.06	32.56	32.48	587@32.50	267@32.58	---	---	155,458	1,812	5,049,256.50	3,367,462.35	25.28	37.58	50101010
369,270,000	2.48	0.25	0.4	---	21/07/2025	12/12/2001	---	PPC (CR)	17.59	0.51	# 17.5	27/03/2026	17.26	17.26	17.78	17.59	17.495	1857@17.57	1000@17.60	---	---	450,943	2,605	7,889,324.55	6,495,459.30	16.28	20.56	65101015
309,544,087	1.00	0.33	0.7862	---	23/04/2025	07/02/2024	---	ATHENS INTL AIRPORT (CR)	10.44	1.06	# 10.33	27/03/2026	10.3	10.25	10.56	10.44	10.388	50@10.43	8@10.45	---	2025	67,540	735	701,633.15	3,231,640.27	9.92	12	50206060
914,715,153	1.00	0.3643	0.4442	0.221	10/11/2025	29/08/2018	---	NATIONAL BANK (CR)	12.7	-0.39	€ 12.75	27/03/2026	12.68	12.41	12.87	12.7	12.662	364@12.65	803@12.71	---	---	3,481,831	6,403	44,086,006.101	1,616,882.44	12.06	16.005	30101010
27,728,682	0.260	(0.06)	0.065	---	14/07/2025	24/07/2024	---	EKTER SA (CR)	3.3	-4.76	€ 3.465	27/03/2026	3.46	3.3	3.47	3.3	3.382	1400@3.28	3050@3.30	---	---	85,648	384	289,627.48	91,504.65	3.3	4.59	50101010
375,241,586	0.390	0.04	0.0901	---	26/06/2025	14/07/2006	---	ELVALHALCOR (CR)	3.37	0.90	# 3.34	27/03/2026	3.31	3.3	3.4	3.37	3.354	6989@3.37	6694@3.38	---	---	159,445	624	534,740.50	1,264,564.14	3.21	5.07	55102015
348,192,005	0.040	---	---	0.5029	22/12/2025	24/03/2025	---	ELLAKTOR (CR)	1.192	-3.09	€ 1.23	27/03/2026	1.22	1.184	1.22	1.192	1.202	19@1.19	500@1.20	---	---	181,710	379	218,329.64	415,044.87	1.134	1.516	50101010
60,348,000	0.420	0.2504	0.3025	---	23/06/2025	04/08/2021	---	HELLENIC EXCHANGES-A.S.E. (CR)	6.96	-0.57	€ 7	27/03/2026	7	6.9	7	6.96	6.959	1206@6.96	4890@7.00	---	---	26,104	62	181,659.84	420,022.08	5.72	7.26	30202015
106,500,000	0.600	0.1	0.07	---	22/07/2025	13/09/2021	---	EYDAP S.A. (CR)	9.03	2.61	# 8.8	27/03/2026	8.8	8.66	9.04	9.03	8.887	100@8.94	70@9.04	---	---	93,923	592	834,716.24	961,695.00	7.02	9.56	65102030
114,320,400	0.100	---	---	---	26/11/2021	05/08/2019	---	IKTINOS HELLAS SA (CR)	0.321	-2.73	€ 0.33	27/03/2026	0.33	0.321	0.33	0.32												

Number of Outstanding Securities	Nominal Value	Dividends [1]			Date of Last Coupon		Note	Shares	Closing price	% change	Previous closing price/date	Open price	Price min	Price max	Last price	Avg price	Last Bid [7]	Last Ask [7]	P/E after tax	Year	Volume	Trades	Transactions Value[8]	Company Mkt Value (thou. €)	Year low	Year high	Sector[4]	
2023	2024	2025	Dividend [2]	Right																								
221,322,426	1.15	(0.1467)	(0.19)	---	23/06/2025	09/07/2025	---	OPTIMA BANK (CR)	8.32	-0.48	€ 8.36	27/03/2026	8.16	8.16	8.55	8.32	8.345	8409@8.32	47@8.35	---	---	262,012	1,158	2,186,481.90	1,841,402.58	7.59	10.1	30101010
1,235,953,028	0.930	0.0632	---	---	10/07/2024	03/06/2025	---	PIRAEUS BANK (CR)	6.63	-2.18	€ 6.778	27/03/2026	6.72	6.562	6.8	6.63	6.66	4180@6.63	200@6.65	---	---	5,740,979	7,971	38,236,983.77	8,194,368.58	6.53	8.99	30101010

## Main Market - Medium Liquidity Class

13,126,020	0.660	0.1376	0.1713	---	16/12/2025	04/09/2020	---	AS COMPANY SA (CR)	3.75	---	3.75	27/03/2026	3.72	3.72	3.75	3.75	3.726	115@3.71	311@3.74	---	---	8,762	15	32,642.97	49,222.58	3.62	4.17	40401030
14,000,000	1.95	0.26	0.5	---	24/06/2025	26/03/2024	---	ALPHA REAL ESTATE (CR)	7.08	0.86	# 7.02	27/03/2026	7.1	7.06	7.1	7.08	7.079	240@7.00	340@7.10	---	---	4,020	44	28,455.80	99,120.00	6.94	7.58	35101015
3,150,744	0.360	0.563	0.5842	---	27/05/2025	02/06/2020	---	ALPHA TRUST HOLDINGS (CR)	17.25	8.15	# 15.95	27/03/2026	16.4	16.4	17.45	17.25	16.881	32@16.70	28@17.25	---	---	2,630	42	44,396.10	54,350.33	11.9	17.45	30202010
48,624,764	0.080	0.7	0.85	---	10/04/2025	05/12/2022	---	AUTOHELLAS SA (CR)	10.86	---	10.86	27/03/2026	10.86	10.68	10.92	10.86	10.822	10@10.78	465@10.86	---	---	33,364	384	361,056.38	528,064.94	10.68	13.44	40401030
178,157,803	0.040	---	---	---	01/07/2008	21/02/2020	---	AVE (CR)	0.447	-0.44	€ 0.449	27/03/2026	0.445	0.441	0.45	0.45	0.446	400@0.438	400@0.447	---	---	9,118	24	4,067.25	79,636.54	0.423	0.49	40301010
47,149,827	2.10	---	0.135	0.08	05/11/2025	27/12/2024	---	BRIQ PROPERTIES (CR)	2.96	---	2.96	27/03/2026	2.98	2.96	2.99	2.96	2.978	2950@2.96	1342@2.98	---	---	18,713	41	55,723.84	139,563.49	2.86	3.12	35102000
101,123,806	0.360	---	---	---	22/07/2010	28/06/2011	---	CENTRIC HOLDINGS (CR)	0.292	-2.67	€ 0.3	27/03/2026	0.301	0.292	0.301	0.292	0.297	1400@0.292	1201@0.300	---	---	2,800	8	830.80	29,528.15	0.29	0.42	40203040
784,500	10.00	0.5008	0.4	0.15	02/12/2025	31/07/2018	---	CNL CAPITAL (CR)	6.7	0.75	# 6.65	27/03/2026	6.7	6.65	6.7	6.65	6.697	100@6.60	100@6.70	---	2024	2,231	5	14,941.65	5,256.15	6.3	7.6	30202010
10,567,700	0.300	---	---	---	06/10/2005	13/02/2002	---	CPI SA (CR)	0.465	-3.33	€ 0.481	27/03/2026	0.499	0.442	0.532	0.465	0.462	670@0.461	1700@0.481	---	---	7,366	35	3,403.25	4,913.98	0.442	0.646	10102030
1,618,012,407	0.050	---	---	---	04/06/2008	16/10/2024	---	CrediaBank (CR)	1.09	-8.40	€ 1.19	27/03/2026	1.07	1.03	1.116	1.09	1.085	1930@1.09	1500@1.10	---	---	1,770,393	1,170	1,920,283.52	1,763,633.52	1.03	1.722	30101010
18,680,300	0.050	---	---	---	06/07/2022	---	---	DIMAND (CR)	12.05	-1.63	€ 12.25	27/03/2026	12.05	12	12.25	12.05	12.057	75@11.95	900@12.05	---	---	15,151	52	182,675.45	225,097.62	10.95	13.5	35101010
15,333,480	0.100	---	0.04	---	07/07/2025	02/02/2026	---	E.I.N.S. (CR)	1.43	-2.72	€ 1.47	27/03/2026	1.46	1.422	1.468	1.43	1.444	125@1.43	1000@1.46	---	---	73,982	144	106,844.28	21,926.88	1.38	2.115	50205020
121,168,897	0.040	---	---	---	07/07/2010	16/01/2024	5160	FRIGOGLASS SA (CR)	0.327	2.19	# 0.32	27/03/2026	0.327	0.31	0.328	0.327	0.325	500@0.312	1739@0.327	---	2024	4,401	16	1,431.72	39,622.23	0.291	0.5	50204000
169,043,561	0.300	---	0.02	---	17/07/2025	28/11/2022	---	LAVIPHARM SA (CR)	1.08	-6.09	€ 1.15	27/03/2026	1.14	1.06	1.148	1.08	1.096	1600@1.08	2686@1.09	---	---	299,342	488	327,989.22	182,567.05	0.937	1.458	20103015
4,740,000	0.860	---	---	---	14/03/2003	---	---	LOGISMOS S.A. (CR)	2.08	-0.95	€ 2.1	27/03/2026	2.08	2.08	2.08	2.08	2.08	250@2.06	92@2.08	---	2024	750	4	1,560.00	9,859.20	1.96	2.58	10101015
17,120,280	0.940	0.12	0.3	---	26/05/2025	26/06/2023	---	LOULIS FOOD (CR)	3.55	1.14	# 3.51	27/03/2026	3.59	3.54	3.6	3.55	3.571	100@3.50	270@3.56	---	---	4,589	21	16,386.46	60,776.99	3.42	4.1	45102020
4,419,616	1.58	0.06	0.13	---	07/07/2025	04/03/2015	---	MEDICON S.A (CR)	2.39	-2.05	€ 2.44	27/03/2026	2.4	2.32	2.4	2.39	2.335	468@2.32	235@2.39	---	---	3,833	13	8,948.41	10,562.88	2.32	2.75	20102010
468,700	2.8	2.4	---	---	12/06/2025	21/05/2004	---	MERMEREN KOMB. A.D. PR. (GDR)	34	---	34	27/03/2026	---	---	---	---	---	22@31.80	130@34.00	---	2024	---	---	---	15,935.80	31	36.2	55102000
10,500,000	0.950	0.15	0.25	---	04/07/2025	21/07/2023	---	MEVACO SA (CR)	8.6	-1.15	€ 8.7	27/03/2026	8.7	8.5	8.7	8.6	8.522	150@8.55	1390@8.60	---	2024	1,355	14	11,547.45	90,300.00	8.3	9.85	55102015
153,908,095	0.870	0.0229	0.0248	---	11/09/2025	02/08/2024	---	ORILINA PROPERTIES REIC (CR)	0.77	-1.28	€ 0.78	27/03/2026	0.798	0.77	0.798	0.77	0.78	9993@0.770	2218@0.796	---	---	42,067	60	32,801.88	118,509.23	0.77	0.886	35102000
14,101,683	0.100	0.0526	0.1091	---	03/06/2025	02/11/2021	---	PERFORMANCE TECHNOLOGIES (CR)	6.94	0.14	# 6.93	27/03/2026	6.96	6.85	6.97	6.94	6.909	2168@6.87	45@6.94	---	---	11,201	53	77,387.87	97,865.68	6.62	8.92	10101010
24,823,934	0.230	0.049	0.0647	---	01/07/2025	08/06/2022	---	PROFILE SA (CR)	6.76	-4.39	€ 7.07	27/03/2026	7.04	6.76	7.07	6.76	6.889	521@6.76	3000@6.87	---	---	29,803	153	205,316.37	167,809.79	6	8.12	10101010
35,377,749	0.280	---	---	---	18/07/2005	22/12/2025	---	QUALITY & RELIABILITY SA (CR)	1.09	0.37	# 1.086	27/03/2026	1.096	1.042	1.096	1.09	1.066	6117@1.07	2685@1.09	---	---	69,682	158	74,275.70	38,561.75	1	1.43	10101010
107,222,688	0.440	0.22	0.3	---	23/06/2025	16/03/2022	---	QUEST HOLDINGS (CR)	6.23	1.47	# 6.14	27/03/2026	6.1	6.07	6.23	6.23	6.145	397@6.09	411@6.23	---	---	9,680	98	59,488.30	667,997.35	6.07	7.22	10101010
30,703,824	0.400	0.04	0.0509	---	19/08/2025	06/08/2021	---	REAL CONSULTING (CR)	4.97	-1.78	€ 5.06	27/03/2026	5.02	4.95	5.02	4.97	4.975	3000@4.92	200@4.97	---	---	9,000	41	44,774.50	152,598.01	4.95	6.56	10101010
6,456,530	1.08	0.16	0.15	---	21/07/2025	02/08/2010	---	SPACE HELLAS SA (CR)	6.18	1.98	# 6.06	27/03/2026	6.04	6	6.18	6.18	6.066	97@6.10	12@6.18	---	---	3,547	28	21,514.40	39,901.36	6	8.48	15101010
121,132,042	1.60	0.08	0.1	0.0651	30/12/2025	10/11/2023	---	TRADE ESTATES REIC (CR)	1.88	---	1.88	27/03/2026	1.89	1.82	1.92	1.88	1.888	10000@1.86	1777@1.88	---	---	47,898	69	90,415.94	227,728.24	1.81	2.02	35102045
17,190,046	0.300	---	---	---	16/11/1992	09/10/2025	---	UNIBIOS (CR)	2.43	-3.95	€ 2.53	27/03/2026	2.53	2.42	2.54	2.43	2.457	379@2.42	222@2.47	---	---	11,965	68	29,402.73	41,771.81	2.13	2.97	50204000
7,595,160	0.600	---	---	---	10/09/2019	18/08/2010	---	YKNOT (CR)	1.115	1.36	# 1.1	27/03/2026	1.065	1.06	1.145	1.115	1.11	3000@1.10	2588@1.12	---	---	119,838	288	132,963.53	8,468.60	1.015	2.41	40501015
32,413,681	0.370	---	---	---	15/07/2009	11/05/2000	---	ALUMIL (CR)	5.22	---	5.22	27/03/2026	5.16	5.08	5.3	5.22	5.184	100@5.22	200@5.26	---	---	19,765	63	102,464.46	169,199.41	5	6.88	55102035
3,734,164	3.44	0.4954	0.5896	---	14/10/2025	19/07/2022	---	ANDROMEDA SA (CR)	7.76	0.78	# 7.7	27/03/2026	7.78	7.62	7.88	7.66	7.756	30@7.60	500@7.70	---	2024	5,745	37	44,559.50	28,977.11	7.58	9.1	30204000
15,300,000	0.300	---	0.01	---	09/10/2025	13/12/1999	---	ATTICA PUBLICATIONS SA (CR)	1.3	0.77	# 1.29	27/03/2026	1.28	1.26	1.3	1.3	1.281	100@1.25	91@1.30	---	---	110	4	140.96	19,890.00	1.17	1.44	40301030
23,986,500	1.00	---	---	---	26/06/2009	25/08/2025	---	BIOKARPET S.A.(CR)	1.495	-3.86	€ 1.555	27/03/2026	1.55	1.495	1.55	1.495	1.511	3900@1.50	9300@1.50	---	---	14,540	57	21,967.99	35,859.82	1.45	2.06	50101035
6,325,000	0.600	0.145	0.07	---	28/07/2025	17/02/2014	---	VOYATZOGLOU (CR)	2.04	---	2.04	27/03/2026	2.02	2.02	2.06													

## Daily Official List

Year: 147 Trading Day No: 59

## Section 2: Analytic Figures of Shares Transactions

Monday, 30 March, 2026

Number of Outstanding Securities	Nominal Value	Dividends [1]			Date of Last Coupon		Note	Shares	Closing price	% change	Previous closing price/date	Open price	Price min	Price max	Last price	Avg price	Last Bid [7]	Last Ask [7]	P/E after tax	Year	Volume	Trades	Transactions Value[8]	Company Mkt Value (thou. €)	Year low	Year high	Sector[4]	
		2023	2024	2025	Dividend [2]	Right																						
15,878,748	0.480	---	---	---	10/07/2006	22/03/2004	---	DOMIKI KRITIS SA (CR)	1.945	-0.51	€ 1.955	27/03/2026	1.955	1.9	1.96	1.945	1.942	100@1.91	50@1.95	---	---	9,860	24	19,151.66	30,884.16	1.89	2.65	50101010
34,720,000	0.310	---	---	---	16/06/2010	01/08/2007	---	DROMEAS SA (CR)	0.309	-3.44	€ 0.32	27/03/2026	0.32	0.308	0.32	0.309	0.31	1000@0.307	288@0.313	---	---	25,881	40	8,025.35	10,728.48	0.308	0.39	40202015
13,673,200	0.420	0.05	0.05	---	19/08/2025	26/07/2001	---	EVROFARMA (CR)	3.34	-5.11	€ 3.52	27/03/2026	3.4	3.33	3.5	3.34	3.376	419@3.34	634@3.42	---	---	816	19	2,755.09	45,668.49	3.02	4.07	45102020
18,146,007	1.00	---	---	---	23/08/2023	10/09/2010	---	ELASTRON (CR)	2.09	-0.48	€ 2.1	27/03/2026	2.13	2.05	2.13	2.09	2.073	253@2.05	86@2.09	---	---	6,024	28	12,486.19	37,925.15	2.02	2.65	55102010
3,307,500	0.210	0.4	0.4	---	23/10/2025	30/11/2022	---	ELVE SA (CR)	5.1	-0.97	€ 5.15	27/03/2026	5.05	5	5.1	5.1	5.081	20@5.10	279@5.20	---	2024	736	11	3,739.95	16,868.25	5	5.8	40204020
23,828,130	0.500	0.108	0.1366	---	14/07/2025	17/02/2009	---	ELINOIL S.A. (CR)	2.2	0.46	# 2.19	27/03/2026	2.19	2.15	2.2	2.2	2.16	661@2.16	206@2.20	---	---	2,363	15	5,103.48	52,421.89	2.11	2.59	60101020
19,864,886	5.60	0.672	0.672	---	23/04/2025	02/07/2008	---	BANK OF GREECE (CR)	15.1	---	~ 15.1	27/03/2026	15.2	14.95	15.2	15.1	15.006	5@15.05	316@15.10	---	2025	2,778	42	41,686.20	299,959.78	14.8	17.5	30101010
26,730,187	0.520	---	0.07	---	09/07/2025	01/08/2017	---	ELTON SA (CR)	1.66	-3.49	€ 1.72	27/03/2026	1.735	1.66	1.735	1.66	1.693	574@1.66	1000@1.69	---	---	9,975	41	16,891.34	44,372.11	1.62	2.22	50205010
36,300,000	1.12	0.0276	0.055	---	01/07/2025	12/12/2007	---	THESSALONIKA WATER & SEWERAGE	3.76	---	~ 3.76	27/03/2026	3.72	3.7	3.76	3.76	3.719	140@3.70	1318@3.76	---	---	17,395	66	64,691.44	136,488.00	3.4	4.02	65102030
143,352,325	0.260	---	---	---	29/08/2022	28/04/2025	---	EVROPI HOLDINGS S.A. (CR)	1.85	-2.63	€ 1.9	27/03/2026	1.9	1.8	1.91	1.85	1.841	220@1.81	21635@1.85	---	---	35,931	89	66,165.89	265,201.80	1.77	2.34	30302025
86,735,980	0.310	0.02	---	---	22/07/2024	07/09/2023	---	ATHENS MEDICAL CENTER SA (CR)	1.675	1.82	# 1.645	27/03/2026	1.665	1.58	1.675	1.675	1.62	40@1.64	898@1.69	---	---	2,022,236	72	3,276,525.39	145,282.77	1.565	2.07	20101010
14,111,198	0.450	(0.0133)	0.07	---	31/07/2025	09/01/2025	---	ILYDA S.A. (CR)	3.99	-1.97	€ 4.07	27/03/2026	4.02	3.95	4.06	3.99	3.999	25@3.96	334@3.99	---	2024	4,601	37	18,397.81	56,303.68	3.74	5.52	10101015
45,417,399	0.100	---	---	---	25/07/2008	02/04/2024	---	INTERWOOD-XYLEMPORIA (CR)	0.21	2.44	# 0.205	27/03/2026	0.209	0.203	0.213	0.21	0.207	3440@0.206	800@0.210	---	---	40,320	44	8,337.41	11,434.42	0.201	0.274	50101020
18,567,912	0.590	0.16	0.201	---	02/07/2025	26/01/2021	---	INTERLIFE G.C.I.(CR)	5.66	-0.35	€ 5.68	27/03/2026	5.62	5.58	5.66	5.66	5.63	593@5.62	100@5.18	---	2024	5,435	42	30,600.42	105,094.38	5.56	6.98	30302025
8,424,900	0.500	---	---	---	12/07/2010	04/07/2019	---	INTERTECH SA (CR)	1.23	---	~ 1.23	27/03/2026	---	---	---	---	---	600@1.15	291@1.22	---	2024	---	---	---	10,362.63	0.99	1.5	50205010
19,804,134	0.150	---	---	---	01/07/2004	06/11/2017	---	KEKROPS SA (CR)	1.6	0.63	# 1.59	27/03/2026	1.605	1.56	1.62	1.6	1.582	355@1.57	55@1.60	---	2024	4,608	40	7,290.73	31,686.61	1.53	2.35	35101010
11,510,102	0.890	---	---	---	24/06/2005	06/10/1999	---	NAFPAKTOS TEXTILE (CR)	1.32	-4.00	€ 1.375	27/03/2026	1.375	1.3	1.375	1.32	1.308	100@1.31	1589@1.32	---	---	11,060	34	14,463.70	15,193.33	1.3	1.69	55101020
21,224,340	0.420	---	---	---	06/09/2022	25/04/2006	---	KORDELLOS BROS SA (CR)	0.405	-2.88	€ 0.417	27/03/2026	0.419	0.4	0.419	0.405	0.406	7@0.403	495@0.405	---	2024	9,092	74	3,687.85	8,595.86	0.366	0.554	55102010
33,065,136	0.380	0.3506	0.4007	---	21/08/2025	16/09/2013	---	KRI-KRI S.A. (CR)	21.35	2.15	# 20.9	27/03/2026	20.8	20.8	21.45	21.35	21.235	50@20.85	2646@21.45	---	2024	17,266	124	366,641.75	705,940.65	19.18	24.65	45102020
6,200,000	0.500	---	---	---	22/06/2010	01/11/1995	---	MINERVA KNITWEAR (CR)	0.546	1.49	# 0.538	27/03/2026	0.54	0.53	0.56	0.546	0.55	100@0.524	1@0.546	---	---	3,641	36	2,001.72	3,385.20	0.473	0.772	40204020
5,939,268	0.620	---	---	---	10/07/2003	03/01/2002	---	LANAKAM SA (CR)	1.26	-5.97	€ 1.34	27/03/2026	1.25	1.24	1.29	1.29	1.256	30@1.24	50@1.26	---	---	361	8	453.39	7,483.48	0.96	1.43	40401020
9,819,370	0.500	---	---	---	14/08/2007	09/01/2004	---	MATHIOS REFRACTORY SA (CR)	0.63	-1.56	€ 0.64	27/03/2026	0.63	0.625	0.635	0.635	0.63	700@0.620	100@0.635	---	---	219	6	138.01	6,186.20	0.62	0.97	55101000
30,150,000	0.360	0.122	0.1335	---	17/06/2025	25/04/2019	---	MOTODYNAMICS S.A. (CR)	2.42	1.26	# 2.39	27/03/2026	2.4	2.38	2.42	2.42	2.395	61@2.38	76@2.42	---	---	13,468	42	32,251.81	72,963.00	2.23	2.7	40401030
6,340,000	0.600	0.2	0.23	0.23	09/12/2025	11/01/2024	---	NAKAS MUSIC	3.56	---	~ 3.56	27/03/2026	---	---	---	---	---	13@3.52	10@3.54	---	---	---	---	---	22,570.40	3.24	3.92	40401030
126,431,958	2.50	0.025	0.043	---	03/06/2025	05/06/2024	---	NOVAL PROPERTY REIC (CR)	2.54	-0.78	€ 2.56	27/03/2026	2.56	2.53	2.57	2.54	2.551	266@2.54	544@2.55	---	2024	20,648	50	52,683.03	321,137.17	2.53	2.92	35102045
10,080,000	3.00	1.3	2	---	16/05/2025	27/08/2001	---	TPA SA (CR)	33.6	-2.04	€ 34.3	27/03/2026	34.3	33.2	34.3	33.6	33.733	5@33.30	3@33.60	---	---	1,530	41	51,611.00	338,688.00	33.2	38.8	50206060
25,000,000	2.00	1.336	1.92	---	04/08/2025	08/08/2003	---	P.P.A. S.A. (CR)	36.2	0.28	# 36.1	27/03/2026	36.1	36.1	36.35	36.2	36.165	1965@36.10	43@36.20	---	2024	2,229	43	80,611.00	905,000.00	35.4	41.1	50206060
68,926,799	0.240	---	---	---	07/07/2023	---	---	ONYX TOURISTIKI S.A. (CR)	1.375	-1.08	€ 1.39	27/03/2026	1.39	1.35	1.39	1.375	1.37	550@1.35	2200@1.38	---	---	44,690	81	61,234.66	94,774.35	1.33	2.22	40401020
4,971,466	1.46	---	---	---	04/07/2007	08/10/2003	---	PAIRIS SA (CR)	0.828	-4.61	€ 0.868	27/03/2026	0.82	0.8	0.858	0.858	0.815	290@0.770	920@0.858	---	---	2,137	38	1,741.95	4,116.37	0.73	0.984	50203030
27,098,594	0.540	0.0702	0.0605	0.0404	07/10/2025	14/01/2021	---	PAPOUTSANIS (CR)	3.4	-2.30	€ 3.48	27/03/2026	3.48	3.4	3.48	3.4	3.426	179@3.36	385@3.43	---	2025	6,518	42	22,327.45	92,135.22	3.32	4.06	45201020
7,070,400	0.930	0.8645	0.3242	---	11/07/2025	06/05/2016	---	PETROPOULOS PETROS (CR)	7.84	-1.26	€ 7.94	27/03/2026	8.02	7.84	8.02	7.84	7.944	200@7.80	530@7.94	---	---	2,599	18	20,647.54	55,431.94	7.84	8.98	50206015
43,741,452	0.660	0.2388	0.2391	0.07	19/01/2026	01/11/1999	---	THRACE PLASTICS SA (CR)	3.645	1.25	# 3.6	27/03/2026	3.62	3.615	3.7	3.645	3.651	2@3.65	2300@3.66	---	---	34,915	143	127,488.47	159,437.59	3.55	4.535	50203015
24,319,250	0.300	---	---	---	09/07/2002	04/07/2007	5165	PROODEFTIKH SA (CR)	0.32	-2.44	€ 0.328	27/03/2026	0.312	0.312	0.326	0.32	0.321	1250@0.320	4000@0.326	---	---	17,061	32	5,475.31	7,782.16	0.312	0.5	50101010
21,912,599	0.300	0.0485	0.0483	---	29/04/2025	23/02/2007	---	REVOIL (CR)	1.59	0.32	# 1.585	27/03/2026	1.595	1.57	1.6	1.585	1.588	2630@1.56	100@1.59	---	---	10,943	31	17,381.83	34,841.03	1.535	1.86	60101020
13,582,223	1.35	---	---	---	24/06/2008	02/02/2016	---	SIDMA STEEL (CR)	1.48	1.37	# 1.46	27/03/2026	1.55	1.455	1.55	1.47	1.49	100@1.45	254@1.56	---	---	2,446	16	3,644.37	20,101.69	1.455	2.12	55102010
40,693,350	5.00	---	---	---	03/07/2006	26/05/2015	---	TECHNICAL OLYMPIC SA (CR)	2.22	---	~ 2.22	27/03/2026	2.17	2.17	2.25	2.22	2.189	492@2.19	168@2.22	---	---	2,564	22	5,613.61	90,339.24	2.12		

Number of Outstanding Securities	Nominal Value	Dividends [1]			Date of Last Coupon		Note	Shares	Closing price	% change	Previous closing price/date	Open price	Price min	Price max	Last price	Avg price	Last Bid [7]	Last Ask [7]	P/E after tax	Year	Volume	Trades	Transactions Value[8]	Company Mkt Value (thou. €)	Year low	Year high	Sector[4]		
		2023	2024	2025	Dividend [2]	Right																							
243,164,193	0.300	0.07	0.07	---	12/09/2025	05/12/2023	---	ATTICA HOLDINGS (CR)	1.525	---	1.525	27/03/2026	1.5	1.5	1.545	1.505	1.509	190@1.51	481@1.54	---	---	13,746	62	20,748.78	370,825.39	1.5	2.06	40501015	
11,943,624	0.540	0.15	0.165	---	01/07/2025	30/08/2019	---	FLEXOPACK SA (CR)	7.9	6.76	#	7.4	27/03/2026	7.55	7.55	7.9	7.9	7.638	1000@7.60	124@7.90	---	---	500	3	3,818.75	94,354.63	7.4	8.6	50203030
244,737,498	0.500	0.02	0.03	0.04	26/03/2026	28/12/2023	---	TRASTOR REAL EST. INV. CO.(CR)	1.17	---	1.17	27/03/2026	1.17	1.16	1.17	1.17	1.169	100@1.16	230@1.20	---	2025	700	4	818.00	286,342.87	1.15	1.38	35102000	
18,810,000	0.400	0.0381	0.0591	---	20/10/2025	14/11/2007	---	VARVERIS - MODA BAGNO SA (CR)	5.82	---	5.82	27/03/2026	5.94	5.94	5.94	5.94	5.94	50@5.90	600@5.90	---	---	70	2	415.80	109,474.20	5.16	6.14	40401025	
3,417,600	0.100	0.016	---	---	04/07/2024	02/04/2024	---	INTERWOOD-XYLEMPORIA (PR)	0.555	---	0.555	27/03/2026	0.605	0.605	0.605	0.605	0.605	577@0.505	338@0.600	---	---	305	4	184.53	11,434.42	0.4	0.64	50101020	
2,760,000	11.83	12.4	14	---	30/05/2025	16/07/1990	---	KARELIA (CR)	378	0.53	#	376	27/03/2026	374	374	380	380	375.021	3@374.00	22@380.00	---	---	235	33	88,130.00	1,043,280.00	354	382	45103010
21,364,000	1.12	---	---	---	21/08/2023	08/03/2023	---	LAMPASA HOTEL SA (CR)	46.4	---	46.4	27/03/2026	---	---	---	---	---	78@46.40	450@47.00	---	---	---	---	---	991,289.60	42.2	46.8	40501025	
38,566,614	0.700	---	---	---	21/07/2008	07/07/2025	---	MOUZAKIS (CR)	0.58	---	0.58	27/03/2026	---	---	---	---	---	300@0.560	323@0.600	---	---	---	---	---	22,368.64	0.55	0.69	55101020	
42,500,000	1.00	0.0383	0.0538	0.1673	21/11/2025	13/09/2023	---	MPL KEDROS (CR)	4.35	0.23	#	4.34	27/03/2026	4.34	4.34	4.35	4.35	4.348	400@4.30	100@4.36	---	---	622	5	2,704.70	184,875.00	4.23	4.4	35102000
27,379,200	0.980	0.5001	0.52	---	25/08/2025	29/08/2022	---	CRETE PLASTICS SA (CR)	14	0.72	#	13.9	27/03/2026	14	14	14	14	14	100@13.50	150@14.50	---	---	137	1	1,918.00	383,308.80	13.2	15.9	50203015
255,494,534	2.71	0.247	0.705	0.216	15/12/2025	30/09/2021	---	PRODEA (CR)	5.7	0.88	#	5.65	27/03/2026	5.65	5.6	5.7	5.6	5.672	798@5.60	200@5.70	---	---	5,880	27	33,349.50	1,456,318.84	5.2	6.1	35102000
4,181,450	0.500	---	---	---	21/08/2000	05/03/2002	---	FLOUR MILLS SARANTOPOULOS SA	1.46	---	1.46	27/03/2026	---	---	---	---	---	---	---	---	---	---	---	---	---	6,104.92	1.12	1.46	45102020
1,011,000	1.00	---	---	---	01/07/2004	11/12/2012	5193	TRIA ALFA SA (CR)	4.86	4.74	#	4.64	27/03/2026	5.05	4.7	5.05	4.96	4.867	97@4.62	100@5.00	---	2024	226	7	1,099.85	4,913.46	4.64	7.5	55101020

## Exchange Traded Funds (ETFs)

1,255,078	---	---	---	---	15/06/2016	---	---	ALPHA ETF FTSE Athex Large Cap	51.44	-0.64	€	51.77	27/03/2026	51.5	51.24	52.02	51.44	51.534	10@51.22	4000@51.70	---	---	4,614	175	237,779.64	---	51.03	66.71	12003
-----------	-----	-----	-----	-----	------------	-----	-----	--------------------------------	-------	-------	---	-------	------------	------	-------	-------	-------	--------	----------	------------	-----	-----	-------	-----	------------	-----	-------	-------	-------

## Surveillance

8,321,682	0.670	---	---	---	17/08/2007	23/11/1999	---	N. LEVENTERIS (CR)	0.292	---	0.292	27/03/2026	---	---	---	---	---	---	2498@0.310	---	2024	---	---	---	---	2,825.31	0.252	0.32	55102010	
2,160,524	0.670	---	---	---	03/12/2018	23/11/1999	---	N. LEVENTERIS (PR)	0.183	---	0.183	27/03/2026	---	---	---	---	---	---	---	---	2024	---	---	---	---	---	2,825.31	0.165	0.2	55102010

## Suspension Status

13,191,620	0.620	---	---	---	04/08/2010	09/09/2002	5232	YALCO - CONSTANTINOU (CR)	0.16	---	0.16	30/05/2025	---	---	---	---	---	---	26032@0.162	---	---	---	---	---	---	2,110.66	0.16	0.16	40202020	
17,579,754	4.16	---	---	---	18/08/2006	02/08/2010	---	BIOTER SA (CR)	0.206	---	0.206	30/05/2025	---	---	---	---	---	---	---	---	---	---	---	---	---	---	3,621.43	0.206	0.206	50101010
3,961,300	1.28	---	---	---	29/06/2004	03/08/2000	5248	DUROS SA (CR)	0.25	---	0.25	24/04/2023	---	---	---	---	---	---	---	---	---	---	---	---	---	---	990.33	0.25	0.25	40204020
15,842,391	1.51	---	---	---	15/07/2009	12/05/2000	5141	BITROS HOLDING SA (CR)	0.51	---	0.51	30/05/2025	---	---	---	---	---	---	---	---	---	---	---	---	---	---	8,079.62	0.51	0.51	55102010
28,438,268	0.070	---	---	---	21/08/2006	24/11/1999	5253	SPIROY AGRICULTURE SA (CR)	0.138	---	0.138	30/05/2025	---	---	---	---	---	---	---	---	---	---	---	---	---	---	3,924.48	0.138	0.138	45102010

## Shares' Notes

Code	Note text
( )	- Adjusted dividends.
*	- Last adjusted closing price.
[1]	- Net dividends.
[2]	- The "Date of Last Coupon" for New listings refers to the date company's stocks started to trade in Athex
[3]	- The Company Market Value is referred to the number of outstanding shares
[4]	- Sectors codification can be found in Appendix A
[5]	- The Market Value refers to the total number of shares listed (including their several classes) in the exchange by the company.
[6]	- P/E greater than 100
[7]	- Last view of the Order Book before the end of the trading session
[8]	- All Blocks Methods' Transactions Value are included.
5141	- Transfer to the Surveillance Category as of 10/05/2017.
5160	- Transfer to the Surveillance Category as of 15/04/2016.
5165	- Transfer to the Surveillance Category as of 15/02/2018.
5193	- Transfer to the Surveillance Category as of 25/10/2018.
5232	- Transfer to the Under Surveillance Category from 08/04/2011.
5248	- Transfer to the Surveillance Category as of 06/09/20116.
5253	- Transfer to the Surveillance Category as of 14/5/2021.

Securities Blocks Details

Securities	Block Volume	Price	Block Trade Value	Time of approval	Note
PIRAEUS BANK (CR)	150,000	6.76	1,014,300.00	11:45:45	20
OPTIMA BANK (CR)	60,828	8.38	509,738.64	12:35:51	20
METLEN PLC (CR)	15,000	32.90	493,500.00	14:05:43	20
ALPHA BANK (CR)	151,277	3.00	453,982.28	14:30:41	20
NATIONAL BANK (CR)	25,000	12.44	311,000.00	15:20:42	20
NATIONAL BANK (CR)	200,000	12.63	2,525,000.00	15:44:35	20
NATIONAL BANK (CR)	25,000	12.75	318,750.00	16:23:51	20
BANK OF CYPRUS (CR)	50,000	8.14	407,000.00	16:39:36	20
METLEN PLC (CR)	25,000	32.88	822,000.00	16:42:04	20
JUMBO SA (CR)	53,900	22.34	1,204,126.00	16:51:24	20
ALPHA BANK (CR)	713,781	2.99	2,136,346.53	16:58:20	20
ATHENS MEDICAL CENTER SA (CR)	2,000,000	1.62	3,240,000.00	17:10:43	20
NATIONAL BANK (CR)	350,000	12.70	4,445,000.00	17:15:48	20
PIRAEUS BANK (CR)	400,000	6.63	2,652,000.00	17:16:35	20

Blocks Notes

- 9 - Method 6-1 / Special Fees
- 10 - Method 6-1 / Special Fees, SDS
- 14 - Method 6-3 / Settlement, Incomplete Buy and Sell
- 18 - Method 6-2 / SPOT 1
- 19 - Method 6-2 / SPOT 2
- 20 - Method 6-1 and Method 6-1 Same Day Settlement
- 21 - Other Pre-agreed

**Shares Rights Details**

Occured date	Exercise from	Exercise until	Trading until	Rights	Price min	Price max	Closing price	Last Bid	Last Ask	Volume	Trades	Transactions Value
--------------	---------------	----------------	---------------	--------	-----------	-----------	---------------	----------	----------	--------	--------	--------------------

No Rights Transactions.

Forced Sales Details

Securities	Category of Security	Transactions Volume	Number of Trades	Transactions Value	Note
NATIONAL BANK (CR)	Stocks	16,746	8	212,674.20	1

Forced Sales Notes

- 1 - Compulsory Public Forced Sales
- 2 - Forced Sales of Fixed Registered Shares
- 3 - Forced Sales of Remaining Fractional Shares

## Exchange Traded Funds (ETFs) Characteristics

	Transactions Date (T)	Creation / Redemption	Units (T-1)	New Units (T-1)	Redemption Units (T-1)	Units (T) [1]	Fund Assets [2]	Net Unit Price	Dividend per Unit	Dividend Date
ALPHA ETF FTSE Athex Large Cap	30/03/2026	5,000	1,255,078	---	---	1,255,078	64,790,410.00	51.6226	1.15	01/07/2025

## ETFs Notes

[1] - Units (T) = Units (T-1) + New Units (T-1) - Redemption Units (T-1)

[2] - The Creation / Redemption Units of T-1 are included.

## Non Convertible Corporate Bonds - Regulated Market

Num Listed Bonds	Nominal price	Issue price	Today's Rate	Exp. Date	Duration (years)	Note	Coupon		Trading Unit	Corporate Bonds	Accrued Int.	Yield.T.Mat	Price min	Price max	Closing price	Previous closing price/date	Volume	Transactions Value	Last order		Date	ear min	Year max	
							Common	Preferred											Price	Buy / Sell				
150,000	1,000.00	1,000.00	2.65	22/10/2026	5	---	9	---	1	CPLP SHIPPING HOLDINGS PLC (Non Convertible)	11.8514	3.3960	99.3500	99.3600	99.3538	99.3500	27/03/2026	8,000	8,043.11	99.3500	B	30/03/2026	99.0100	100.5000
320,000	1,000.00	1,000.00	3.40	21/07/2027	7	---	12	---	1	LAMDA DEVELOPMENT S.A. (Non Convertible)	6.6111	3.7010	98.3010	98.9000	98.7000	99.0000	27/03/2026	110,000	109,056.33	98.3500	B	30/03/2026	97.5000	100.0000
200,000	1,000.00	1,000.00	1.90	23/03/2028	7	---	11	---	1	MOTOR OIL CORINTH REFINERIES SA (Non Convertible)	0.4750	3.1580	97.0000	97.2999	97.0426	97.1860	27/03/2026	68,000	66,021.30	97.1000	B	30/03/2026	96.8000	98.0000
150,000	1,000.00	1,000.00	2.60	22/10/2026	7	---	13	---	1	TERNA ENERGY FINANCE S.A. (Non Convertible)	11.6278	3.5930	99.0000	99.1100	99.1010	99.1010	27/03/2026	43,000	43,103.67	99.1010	B	30/03/2026	98.4189	99.7794
100,000	1,000.00	1,000.00	2.80	25/01/2027	5	---	9	---	1	PREMIA S.A. (Non Convertible)	5.0556	3.7800	98.8000	99.0100	98.8424	99.0000	26/03/2026	89,000	88,419.69	98.8001	B	30/03/2026	97.7000	99.5000
500,000	1,000.00	1,000.00	4.00	10/07/2030	7	---	6	---	1	METLEN ENERGY & METALS S.A. (Non Convertible)	8.7778	3.7060	99.1000	99.7987	99.5700	99.7990	27/03/2026	230,000	230,998.71	99.5500	B	30/03/2026	98.3000	101.4000
500,000	1,000.00	1,000.00	3.80	18/11/2032	7	---	1	---	1	LAMDA DEVELOPMENT S.A. (Non convertible)	14.1444	4.1220	97.3169	98.5000	98.0000	98.2830	27/03/2026	89,000	88,543.20	97.7000	B	30/03/2026	97.3169	99.9999
140,000	1,000.00	1,000.00	4.70	15/12/2030	5	---	1	---	1	AKTOR S.A. (Non convertible)	13.9694	4.3190	101.1700	101.3000	101.2764	101.0230	27/03/2026	11,000	11,294.06	101.5000	B	30/03/2026	100.6000	103.4900
500,000	1,000.00	1,000.00	3.20	29/09/2032	7	---	2	---	1	GEK TERNA S.A. (Non Convertible)	0.1778	3.9080	95.9000	96.0000	95.9571	96.1930	27/03/2026	36,000	34,560.89	95.8000	B	30/03/2026	95.2001	99.3790
500,000	1,000.00	1,000.00	2.75	03/07/2027	7	---	12	---	1	GEK TERNA S.A. (Non Convertible)	6.5694	3.7130	97.8000	98.3500	98.1000	98.7830	27/03/2026	209,000	206,315.51	97.8000	B	30/03/2026	97.8000	99.5000
300,000	1,000.00	1,000.00	2.30	20/07/2028	7	---	10	---	1	PRODEA REIC S.A. (Non Convertible)	4.5361	3.6930	95.5100	96.2000	96.1266	95.6460	27/03/2026	144,000	138,708.18	95.9000	B	30/03/2026	95.0000	97.5000
250,000	1,000.00	1,000.00	3.70	04/07/2032	7	---	2	---	1	AEGEAN AIRLINES S.A. (Non Convertible)	8.8389	3.7350	98.0000	99.2900	99.2900	98.3070	27/03/2026	93,000	92,145.64	98.5000	B	30/03/2026	98.0875	102.0999
250,000	1,000.00	1,000.00	2.45	16/11/2028	7	---	9	---	1	ELVALHALCOR S.A. (Non Convertible)	9.1875	3.5790	96.0000	96.9671	96.3000	95.9500	27/03/2026	39,000	37,881.98	96.1000	B	30/03/2026	94.9873	98.0000
120,000	1,000.00	1,000.00	2.65	06/12/2028	7	---	9	---	1	NOVAL PROPERTY REIC (Non Convertible)	8.3917	3.6390	96.2704	96.5000	96.5000	96.2500	27/03/2026	18,000	17,507.27	96.4000	B	30/03/2026	95.2500	99.9900
300,000	1,000.00	1,000.00	2.30	14/12/2028	7	---	9	---	1	GEK TERNA S.A. (Non Convertible)	6.8361	3.8420	95.1000	95.3000	95.2088	95.3000	27/03/2026	17,000	16,301.71	95.1000	B	30/03/2026	95.0000	97.2100
100,000	1,000.00	1,000.00	2.95	11/02/2027	5	---	9	---	1	SAFE BULKERS PARTICIPATIONS PLC (Non Convertible)	4.0153	4.1930	97.9063	98.5000	98.5000	97.9060	27/03/2026	49,000	48,322.31	98.5000	B	30/03/2026	97.8500	99.8500
100,000	1,000.00	1,000.00	4.40	26/07/2029	7	---	8	---	1	CPLP SHIPPING HOLDINGS PLC (Non Convertible)	7.9444	3.4950	100.5500	100.9999	100.9999	100.5000	27/03/2026	42,000	42,603.57	100.6500	B	30/03/2026	99.5100	102.8500
99,697	1,000.00	1,000.00	5.50	15/12/2028	5	---	5	---	1	IDEAL HOLDINGS S.A. (Non Convertible)	16.3472	4.1590	102.0000	102.0000	102.0000	102.0000	27/03/2026	1,000	1,036.35	101.7000	B	30/03/2026	101.9834	104.1000
200,000	1,000.00	1,000.00	4.25	23/01/2029	5	---	5	---	1	AUTOHELLAS S.A. (Non Convertible)	8.0278	3.9560	99.5000	99.8000	99.8000	99.8740	27/03/2026	25,000	25,096.49	99.5200	B	30/03/2026	99.8000	102.0000

## Corporate Bonds Notes

Transactions Volume = (Pieces) \* (Nominal Price). Transactions Value = (Pieces) \* (Nominal Price) \* (price %) + (Accrued interest).

The price of a Bond is stated as a percentage (%) of Bond's Nominal Price.

Nominal Price in Euros (€), except if it is noted differently.

## Non Convertible Corporate Bonds - Regulated Market

Num Listed Bonds	Nominal price	Issue price	Today's Rate	Exp. Date	Duration (years)	Note	Coupon		Trading Unit	Corporate Bonds	Accrued Int.	Yield.T.Mat	Price min	Price max	Closing price	Previous closing price/date	Volume	Transactions Value	Last order			ear min	Year max	
							Common	Preferred											Price	Buy / Sell	Date			
130,000	1,000.00	1,000.00	6.00	27/02/2029	5	---	5	---	1	INTRALOT S.A. (Non Convertible)	5.5000	4.4750	101.5210	102.5000	102.5000	102.2000	27/03/2026	20,000	20,443.15	101.6000	B	30/03/2026	101.0000	103.2200
250,000	1,000.00	1,000.00	3.75	25/02/2033	7	---	1	---	1	CAPITAL CLEAN ENERGY CARRIERS CORP. (Non Convert)	3.6458	4.2160	96.5300	97.7000	97.3999	98.0610	27/03/2026	44,000	42,895.63	96.5400	B	30/03/2026	95.0002	99.9895

## Corporate Bonds Notes

Transactions Volume = (Pieces) \* (Nominal Price). Transactions Value = (Pieces) \* (Nominal Price) \* (price %) + (Accrued interest).

The price of a Bond is stated as a percentage (%) of Bond's Nominal Price.

Nominal Price in Euros (€), except if it is noted differently.

## Government Bonds

Number Listed Bonds	Nominal price	Today's Rate	Accrued Interest Calc	Exp. Date [1]	Duration (years)	Note	Coupons Date	Curr. coupon value	Trading Unit	Government Bonds	Price min	Price max	Closing price	Previous closing price/date	Volume	Transactions Value	Price	Last order Buy / Sell	Date
4,000,000	1,000.00	4.13	Actual/Actual	15/06/2054	30	---	15/06	4.13	1	GGB-FXD-150654-30Y-4.125-1.000	---	---	---	---	---	---	---	---	---
4,700,000	1,000.00	1.88	Actual/Actual	04/02/2035	15	---	04/02	1.88	1	GGB-FXD-040235-15Y-1.875-1.000	---	---	---	---	---	---	---	---	---
6,000,000	1,000.00	0.75	Actual/Actual	18/06/2031	10	---	18/06	0.75	1	GGB-FXD-180631-10Y-0.750-1.000	---	---	---	---	---	---	---	---	---
3,600,000	1,000.00	3.88	Actual/Actual	15/06/2028	5	---	15/06	3.88	1	GGB-FXD-150628-05Y-3.875-1.000	---	---	---	---	---	---	---	---	---
5,962,747,327	1.00	3.75	Actual/Actual	30/01/2028	10	---	/02 - 02/02 - 31/	3.75	1	GGB-FXD-300128-10Y-3.750-1.000	---	---	---	85.4610 13/07/2018	---	---	1.0000	B	28/11/2018
7,067,309,386	1.00	3.90	Actual/Actual	30/01/2033	15	---	/02 - 02/02 - 31/	3.90	1	GGB-FXD-300133-15Y-3.900-1.000	---	---	---	78.6730 13/07/2018	---	---	1.0000	B	28/11/2018
5,622,848,349	1.00	4.00	Actual/Actual	30/01/2037	19	---	/02 - 02/02 - 31/	4.00	1	GGB-FXD-300137-19Y-4.000-1.000	---	---	---	77.0370 13/07/2018	---	---	1.0000	B	28/11/2018
5,476,770,669	1.00	4.20	Actual/Actual	30/01/2042	24	---	/02 - 02/02 - 31/	4.20	1	GGB-FXD-300142-24Y-4.200-1.000	---	---	---	77.7640 13/07/2018	---	---	1.0000	B	28/11/2018
4,950,000	1,000.00	3.38	Actual/Actual	15/06/2034	10	---	15/06	3.38	1	GGB-FXD-150634-10Y-3.375-1.000	---	---	---	---	---	---	---	---	---
41,118,344	1.00	4.30	Actual/Actual	24/02/2027	15	---	24/02	4.30	1	GGB-FXD-240227-15Y-2.000-1.000	---	---	---	10.0000 22/06/2015	---	---	---	---	---
45,137,734	1.00	4.30	Actual/Actual	24/02/2028	16	---	24/02	4.30	1	GGB-FXD-240228-16Y-2.000-1.000	---	---	---	10.0000 22/06/2015	---	---	---	---	---
61,768,888	1.00	4.30	Actual/Actual	24/02/2029	17	---	24/02	4.30	1	GGB-FXD-240229-17Y-2.000-1.000	---	---	---	10.0000 22/06/2015	---	---	---	---	---
54,567,744	1.00	4.30	Actual/Actual	24/02/2030	18	---	24/02	4.30	1	GGB-FXD-240230-18Y-2.000-1.000	---	---	---	10.0000 22/06/2015	---	---	---	---	---
37,541,515	1.00	4.30	Actual/Actual	24/02/2031	19	---	24/02	4.30	1	GGB-FXD-240231-19Y-2.000-1.000	---	---	---	10.0000 22/06/2015	---	---	---	---	---
37,558,317	1.00	4.30	Actual/Actual	24/02/2032	20	---	24/02	4.30	1	GGB-FXD-240232-20Y-2.000-1.000	---	---	---	10.0000 22/06/2015	---	---	---	---	---
37,473,732	1.00	4.30	Actual/Actual	24/02/2033	21	---	24/02	4.30	1	GGB-FXD-240233-21Y-2.000-1.000	---	---	---	10.0000 22/06/2015	---	---	---	---	---
33,888,293	1.00	4.30	Actual/Actual	24/02/2034	22	---	24/02	4.30	1	GGB-FXD-240234-22Y-2.000-1.000	---	---	---	10.0000 22/06/2015	---	---	---	---	---
35,177,800	1.00	4.30	Actual/Actual	24/02/2035	23	---	24/02	4.30	1	GGB-FXD-240235-23Y-2.000-1.000	---	---	---	10.0000 22/06/2015	---	---	---	---	---
35,547,268	1.00	4.30	Actual/Actual	24/02/2036	24	---	24/02	4.30	1	GGB-FXD-240236-24Y-2.000-1.000	---	---	---	10.0000 22/06/2015	---	---	---	---	---
40,246,306	1.00	4.30	Actual/Actual	24/02/2037	25	---	24/02	4.30	1	GGB-FXD-240237-25Y-2.000-1.000	---	---	---	10.0000 22/06/2015	---	---	---	---	---
37,643,952	1.00	4.30	Actual/Actual	24/02/2038	26	---	24/02	4.30	1	GGB-FXD-240238-26Y-2.000-1.000	---	---	---	10.0000 22/06/2015	---	---	---	---	---
36,977,100	1.00	4.30	Actual/Actual	24/02/2039	27	---	24/02	4.30	1	GGB-FXD-240239-27Y-2.000-1.000	---	---	---	10.0000 22/06/2015	---	---	---	---	---
41,615,000	1.00	4.30	Actual/Actual	24/02/2040	28	---	24/02	4.30	1	GGB-FXD-240240-28Y-2.000-1.000	---	---	---	10.0000 22/06/2015	---	---	---	---	---
42,227,208	1.00	4.30	Actual/Actual	24/02/2041	29	---	24/02	4.30	1	GGB-FXD-240241-29Y-2.000-1.000	---	---	---	10.0000 22/06/2015	---	---	---	---	---
68,288,487	1.00	4.30	Actual/Actual	24/02/2042	30	---	24/02	4.30	1	GGB-FXD-240242-30Y-2.000-1.000	---	---	---	10.0000 22/06/2015	---	---	---	---	---
4,700,000	1,000.00	3.88	Actual/Actual	12/03/2029	10	---	12/03	3.88	1	GGB-FXD-120329-10Y-3.875-1.000	---	---	---	---	---	---	100.0000	B	15/10/2019
5,500,000	1,000.00	1.50	Actual/Actual	18/06/2030	10	---	18/06	1.50	1	GGB-FXD-180630-10Y-1.500-1.000	---	---	---	---	---	---	---	---	---
5,500,000	1,000.00	4.38	Actual/Actual	18/07/2038	15	---	18/07	4.38	1	GGB-FXD-180738-15Y-4.375-1.000	---	---	---	---	---	---	---	---	---
40,000	1,000.00	2.72	FLR Actual/360	18/09/2026	1	---	18/09 - 18/03	---	1	GGB-FLT-180926-01Y-2.717-1.000	---	---	---	---	---	---	---	---	---
4,300,000	1,000.00	3.38	Actual/Actual	16/06/2036	10	---	16/06	3.38	1	GGB-FXD-160636-10Y-3.375-1000.00	---	---	---	---	---	---	---	---	---
5,364,250	1,000.00	3.25	Actual/Actual	20/03/2050	30	---	20/03	3.25	1	GGB-FXD-200350-30Y-3.250-1.000	---	---	---	---	---	---	---	---	---
4,500,000	1,000.00	3.63	Actual/Actual	15/06/2035	10	---	15/06	3.63	1	GGB-FXD-150635-10Y-3.625-1000.00	---	---	---	---	---	---	---	---	---
3,924,361	1,000.00	2.00	Actual/Actual	22/04/2027	7	---	22/04	2.00	1	GGB-FXD-220427-07Y-2.000-1.000	---	---	---	---	---	---	99.9000	B	22/04/2020
2,298,012	1,000.00	1.88	Actual/Actual	23/07/2026	7	---	23/07	1.88	1	GGB-FXD-230726-07Y-1.875-1.000	---	---	---	---	---	---	---	---	---
4,900,000	1,000.00	4.25	Actual/Actual	15/06/2033	10	---	15/06	4.25	1	GGB-FXD-150633-10Y-4.250-1.000	---	---	---	---	---	---	---	---	---

## Government Bonds Notes

Transactions Volume = (Pieces) \* (Nominal Price). Transactions Value = (Pieces) \* (Nominal Price) \* (price %) + (Accrued interest).

The Value of current coupon for the issues with NV 0.01 euro refers to NV 100 euros

FLR: Floating Interest Rate.

[1] - The Expiration Date of the interest bearing period and the Date for coupon payment.

## Government Bonds

Number Listed Bonds	Nominal price	Today's Rate	Accrued Interest Calc	Exp. Date [1]	Duration (years)	Note	Coupons Date	Curr. coupon value	Trading Unit	Government Bonds	Price min	Price max	Closing price	Previous closing price/date	Volume	Transactions Value	Price	Last order Buy / Sell	Date
3,500,000	1,000.00	1.88	Actual/Actual	24/01/2052	30	---	24/01	1.88	1	GGB-FXD-240152-30Y-1.875-1.000	---	---	---	---	---	---	---	---	---
3,700,000	1,000.00	1.75	Actual/Actual	18/06/2032	10	---	18/06	1.75	1	GGB-FXD-180632-10Y-1.750-1.000	---	---	---	---	---	---	---	---	---
2,200,000	1,000.00	1.13	FLR Actual/360	15/12/2027	5	---	- 15/03 - 15/09 -	---	1	GGB-FLT-151227-05Y-1.130-1.000	---	---	---	---	---	---	102.1600	B	30/12/2022

## Government Bonds Notes

Transactions Volume = (Pieces) \* (Nominal Price). Transactions Value = (Pieces) \* (Nominal Price) \* (price %) + (Accrued interest).

The Value of current coupon for the issues with NV 0.01 euro refers to NV 100 euros

FLR: Floating Interest Rate.

[1] - The Expiration Date of the interest bearing period and the Date for coupon payment.

Treasury Bills & Zero Coupon Government Bonds

Issue Date	13-Week Maturity									26-Week Maturity									52-Week Maturity								
	Exp. Date	Initial Rate	Num Listed Bonds	Nominal price	Issue price	Last Trade Price	Last Trade Date	Volume Traded	Note	Exp. Date	Initial Rate	Num Listed Bonds	Nominal price	Issue price	Last Trade Price	Last Trade Date	Volume Traded	Note	Exp. Date	Initial Rate	Num Listed Bonds	Nominal price	Issue price	Last Trade Price	Last Trade Date	Volume Traded	Note
06/06/2025	---	---	---	---	---	---	---	---	---	---	---	---	---	---	---	---	---	---	06/06/2026	1.84	600,000	1,000.00	981.74	---	---	---	---
05/09/2025	---	---	---	---	---	---	---	---	---	---	---	---	---	---	---	---	---	---	04/09/2026	1.97	600,000	1,000.00	0.00	---	---	---	---
05/12/2025	---	---	---	---	---	---	---	---	---	---	---	---	---	---	---	---	---	---	04/12/2026	2.03	600,000	1,000.00	997.90	---	---	---	---
06/03/2026	---	---	---	---	---	---	---	---	---	---	---	---	---	---	---	---	---	---	05/03/2027	1.97	500,000	1,000.00	980.45	---	---	---	---

Bonds in Circulation	Currency / Min nominal traded Value	Coupons Payment Date	Current Coupon Value	Note	Coupon	Trading Unit	Issue Date	Duration (years)	Today's Interest	A.I.C in days	Bonds	Last price of previous days		Last Outcry in Cash (euro)			Trades in Pieces	Life min	Life Max
												Price	Buy / Sell	Date	Price	Buy / Sell			
<b>Corporate Bonds in Foreign Currency and Euro</b>																			
103,746	GBP / 10	01/12	0.25	---	67	1	01/12/1930	98	2.5	360	National Mortgage Bank	2.27	05/02/1996	2.27	S	05/02/1996	---	2.27	2.27
0	GBP / 10	01/12	0.25	---	69	1	01/12/1928	100	2.5	360	National Mortgage Bank	---	---	---	---	---	---	---	---

## Government Bonds Notes

A.I.C: Accrued Interest Calculation base.

FLR: Floating Interest Rate.

The minimum tradeable Nominal Value for all Demeterialised Government Titles is 100 Euros.

(μτφρ-0)

Underlying Asset				Derivatives Market													
Price max	Price min	Closing price	change	Delivery Month	Open price	Price max	Price min	Last price	Closing price	Last Bid	Last Ask	Fixing price*	Life high	Life low	Trades	Volume	Open Interest
<b>FTSE/Athex Large Cap</b>				(Trade Unit: 1 Index Point x 2E, Cash Settlement)													
5,146.49	5,057.89	5,080.85	-0.92%	April 2026	5,100.00	5,150.00	5,060.00	5,071.50	5,071.50	---	---		5,883.25	---	220	865	6,089
				May 2026	5,093.75	5,129.75	5,069.75	5,069.75	5,069.75	---	---		5,447.50	---	20	65	212
				June 2026	---	---	---	---	5,152.00	---	---		---	---	---	---	---
				September 2026	---	---	---	---	5,178.00	---	---		---	---	---	---	---
				December 2026	---	---	---	---	5,204.00	---	---		---	---	---	---	---
				March 2027	---	---	---	---	5,230.00	---	---		---	---	---	---	---
<b>FTSE/Athex Banks</b>				(Trade Unit: 1 Index Point x 15E, Cash Settlement)													
2,221.37	2,155.98	2,179.95	-0.94%	June 2026	2,176.00	2,176.00	2,141.00	2,162.00	2,162.00	---	---		2,338.00	---	19	24	2,997
				September 2026	---	---	---	---	2,222.00	---	---		---	---	---	---	---
				December 2026	---	---	---	---	2,233.00	---	---		---	---	---	---	---
				March 2027	---	---	---	---	2,244.25	---	---		---	---	---	---	---
<b>MSCI GREECE REBASED</b>				(Trade Unit: 1 Index Point x 2E, Cash Settlement)													
7,963.64	7,774.01	7,833.82	-1.05%	April 2026	---	---	---	---	7,844.75	---	---		9,279.50	---	---	---	---
				May 2026	---	---	---	---	7,938.00	---	---		---	---	---	---	---
				June 2026	---	---	---	---	7,953.50	---	---		---	---	---	---	---
				July 2026	---	---	---	---	7,965.75	---	---		---	---	---	---	---
				August 2026	---	---	---	---	7,981.25	---	---		---	---	---	---	---
				September 2026	---	---	---	---	7,993.50	---	---		---	---	---	---	---
				December 2026	---	---	---	---	8,033.50	---	---		---	---	---	---	---
				March 2027	---	---	---	---	8,073.50	---	---		---	---	---	---	---

Derivatives notes - <https://www.athexgroup.gr/en/market-data/statistics/eod-closing-prices/>

Fixing prices and final open positions can be retrieved from the following path <http://www.athexgroup.gr/en/market-data/statistics/eod-closing-prices>

Underlying Asset				Derivatives Market													
Price max	Price min	Closing price	change	Delivery Month	Open price	Price max	Price min	Last price	Closing price	Last Bid	Last Ask	Fixing price*	Life high	Life low	Trades	Volume	Open Interest
<b>ADMIE (IPTO) HOLDING S.A. (CR)</b>				(Contract Size: 100 Securities, Physical Delivery)													
2.84	2.78	2.795	0.18%	June 2026	2.82	2.82	2.82	2.82	2.82	---	---	---	2.92	---	2	50	8,586
				September 2026	---	---	---	---	2.82	---	---	---	---	---	---	---	---
				December 2026	---	---	---	---	2.83	---	---	---	---	---	---	---	---
				March 2027	---	---	---	---	2.85	---	---	---	---	---	---	---	---
<b>AEGEAN AIRLINES (CR)</b>				(Contract Size: 100 Securities, Physical Delivery)													
11.7	11.5	11.5	-1.37%	June 2026	10.80	10.80	10.64	10.65	10.65	---	---	---	15.15	---	21	40	2,609
				September 2026	---	---	---	---	11.77	---	---	---	---	---	---	---	---
				December 2026	---	---	---	---	11.83	---	---	---	---	---	---	---	---
				March 2027	---	---	---	---	11.89	---	---	---	---	---	---	---	---
<b>AKTOR S.A. HOLDING CO. (CR)</b>				(Contract Size: 100 Securities, Physical Delivery)													
9.99	9.35	9.35	-6.22%	June 2026	9.95	9.95	9.40	9.50	9.50	---	---	---	10.83	---	32	104	95,108
				September 2026	---	---	---	---	10.07	---	---	---	---	---	---	---	---
				December 2026	---	---	---	---	10.12	---	---	---	---	---	---	---	---
				March 2027	---	---	---	---	10.17	---	---	---	---	---	---	---	---
<b>Allwyn AG (CR)</b>				(Contract Size: 100 Securities, Physical Delivery)													
13.6	13.15	13.3	-2.21%	June 2026	13.00	13.00	12.48	12.58	12.58	---	---	---	15.54	---	41	176	5,152
				September 2026	---	---	---	---	13.73	---	---	---	---	---	---	---	---
				December 2026	---	---	---	---	13.80	---	---	---	---	---	---	---	---
				March 2027	---	---	---	---	13.87	---	---	---	---	---	---	---	---
<b>ALPHA BANK (CR)</b>				(Contract Size: 100 Securities, Physical Delivery)													
3.088	2.97	2.97	-2.81%	June 2026	3.04	3.09	2.97	2.98	2.98	---	---	---	4.50	---	277	6,006	56,267
				September 2026	---	---	---	---	3.09	---	---	---	---	---	---	---	---
				December 2026	---	---	---	---	3.10	---	---	---	---	---	---	---	---
				March 2027	---	---	---	---	3.12	---	---	---	---	---	---	---	---
<b>ATHENS INTL AIRPORT (CR)</b>				(Contract Size: 100 Securities, Physical Delivery)													
10.56	10.25	10.44	1.06%	June 2026	9.81	9.96	9.78	9.82	9.82	---	---	---	11.47	---	4	20	206
				September 2026	---	---	---	---	10.43	---	---	---	---	---	---	---	---
				December 2026	---	---	---	---	10.48	---	---	---	---	---	---	---	---
				March 2027	---	---	---	---	10.53	---	---	---	---	---	---	---	---
<b>AUTOHELLAS SA (CR)</b>				(Contract Size: 100 Securities, Physical Delivery)													
10.92	10.68	10.86	0.00%	June 2026	9.97	9.97	9.97	9.97	9.97	---	---	---	11.05	---	1	5	122
				September 2026	---	---	---	---	10.97	---	---	---	---	---	---	---	---
				December 2026	---	---	---	---	11.02	---	---	---	---	---	---	---	---
				March 2027	---	---	---	---	11.08	---	---	---	---	---	---	---	---

Derivatives notes - <https://www.athexgroup.gr/en/market-data/statistics/eod-closing-prices/>

Fixing prices and final open positions can be retrieved from the following path <http://www.athexgroup.gr/en/market-data/statistics/eod-closing-prices>

Underlying Asset				Derivatives Market													
Price max	Price min	Closing price	change	Delivery Month	Open price	Price max	Price min	Last price	Closing price	Last Bid	Last Ask	Fixing price*	Life high	Life low	Trades	Volume	Open Interest
<b>AVAX S.A. (CR)</b>				(Contract Size: 100 Securities, Physical Delivery)													
2.88	2.8	2.81	-1.06%	June 2026	2.82	2.85	2.80	2.84	2.84	---	---	---	3.24	---	19	87	2,128
				September 2026	---	---	---	---	2.87	---	---	---	---	---	---	---	---
				December 2026	---	---	---	---	2.88	---	---	---	---	---	---	---	---
				March 2027	---	---	---	---	2.90	---	---	---	---	---	---	---	---
<b>BALLY'S INTRALOT (CR)</b>				(Contract Size: 100 Securities, Physical Delivery)													
0.855	0.822	0.844	-0.24%	June 2026	0.841	0.855	0.839	0.840	0.840	---	---	---	1.10	---	37	3,211	1,251,633
				September 2026	---	---	---	---	0.854	---	---	---	---	---	---	---	---
				December 2026	---	---	---	---	0.859	---	---	---	---	---	---	---	---
				March 2027	---	---	---	---	0.863	---	---	---	---	---	---	---	---
<b>BANK OF CYPRUS (CR)</b>				(Contract Size: 100 Securities, Physical Delivery)													
8.22	8.02	8.16	0.25%	June 2026	7.71	7.71	7.58	7.71	7.71	---	---	---	9.07	---	9	86	947
				September 2026	---	---	---	---	8.22	---	---	---	---	---	---	---	---
				December 2026	---	---	---	---	8.26	---	---	---	---	---	---	---	---
				March 2027	---	---	---	---	8.30	---	---	---	---	---	---	---	---
<b>CC HBC AG (CR)</b>				(Contract Size: 100 Securities, Physical Delivery)													
49.5	48.6	48.6	-1.18%	June 2026	48.27	48.27	47.88	47.88	47.88	---	---	---	52.01	---	2	6	90
				September 2026	---	---	---	---	49.66	---	---	---	---	---	---	---	---
				December 2026	---	---	---	---	49.91	---	---	---	---	---	---	---	---
				March 2027	---	---	---	---	50.16	---	---	---	---	---	---	---	---
<b>CENERGY HOLDINGS (CB)</b>				(Contract Size: 100 Securities, Physical Delivery)													
18.16	17.46	17.72	-3.70%	June 2026	17.92	18.04	17.52	17.52	17.52	---	---	---	21.05	---	28	81	3,708
				September 2026	---	---	---	---	18.58	---	---	---	---	---	---	---	---
				December 2026	---	---	---	---	18.67	---	---	---	---	---	---	---	---
				March 2027	---	---	---	---	18.76	---	---	---	---	---	---	---	---
<b>CrediaBank (CR)</b>				(Contract Size: 100 Securities, Physical Delivery)													
1.116	1.03	1.09	-8.40%	June 2026	1.00	1.04	0.962	1.00	1.00	---	---	---	1.38	---	260	5,918	21,516
				September 2026	---	---	---	---	1.20	---	---	---	---	---	---	---	---
				December 2026	---	---	---	---	1.21	---	---	---	---	---	---	---	---
				March 2027	---	---	---	---	1.21	---	---	---	---	---	---	---	---
<b>ELLAKTOR (CR)</b>				(Contract Size: 100 Securities, Physical Delivery)													
1.22	1.184	1.192	-3.09%	June 2026	1.16	1.16	1.13	1.15	1.15	---	---	---	1.34	---	11	45	1,510
				September 2026	---	---	---	---	1.24	---	---	---	---	---	---	---	---
				December 2026	---	---	---	---	1.25	---	---	---	---	---	---	---	---
				March 2027	---	---	---	---	1.25	---	---	---	---	---	---	---	---

Derivatives notes - <https://www.athexgroup.gr/en/market-data/statistics/eod-closing-prices/>

Fixing prices and final open positions can be retrieved from the following path <http://www.athexgroup.gr/en/market-data/statistics/eod-closing-prices>

Underlying Asset				Derivatives Market													
Price max	Price min	Closing price	change	Delivery Month	Open price	Price max	Price min	Last price	Closing price	Last Bid	Last Ask	Fixing price*	Life high	Life low	Trades	Volume	Open Interest
<b>ELVALHALCOR (CR)</b>				(Contract Size: 100 Securities, Physical Delivery)													
3.4	3.3	3.37	0.90%	June 2026	3.37	3.38	3.34	3.38	3.38	---	---	---	4.03	---	37	73	2,911
				September 2026	---	---	---	---	3.37	---	---	---	---	---	---	---	---
				December 2026	---	---	---	---	3.39	---	---	---	---	---	---	---	---
				March 2027	---	---	---	---	3.41	---	---	---	---	---	---	---	---
<b>EUROBANK (CR)</b>				(Contract Size: 100 Securities, Physical Delivery)													
3.273	3.18	3.205	0.16%	June 2026	3.15	3.20	3.10	3.12	3.12	---	---	---	3.90	---	100	1,166	28,925
				September 2026	---	---	---	---	3.23	---	---	---	---	---	---	---	---
				December 2026	---	---	---	---	3.25	---	---	---	---	---	---	---	---
				March 2027	---	---	---	---	3.26	---	---	---	---	---	---	---	---
<b>EYDAP S.A. (CR)</b>				(Contract Size: 100 Securities, Physical Delivery)													
9.04	8.66	9.03	2.61%	June 2026	8.83	9.10	8.83	9.10	9.10	---	---	---	9.55	---	10	55	12,715
				September 2026	---	---	---	---	8.89	---	---	---	---	---	---	---	---
				December 2026	---	---	---	---	8.93	---	---	---	---	---	---	---	---
				March 2027	---	---	---	---	8.97	---	---	---	---	---	---	---	---
<b>FOURLIS (CR)</b>				(Contract Size: 100 Securities, Physical Delivery)													
4.465	4.3	4.43	2.07%	June 2026	4.33	4.44	4.30	4.40	4.40	---	---	---	4.64	---	53	317	4,556
				September 2026	---	---	---	---	4.38	---	---	---	---	---	---	---	---
				December 2026	---	---	---	---	4.40	---	---	---	---	---	---	---	---
				March 2027	---	---	---	---	4.43	---	---	---	---	---	---	---	---
<b>GEK TERNA (CR)</b>				(Contract Size: 100 Securities, Physical Delivery)													
33.06	32.02	32.56	-1.33%	June 2026	33.10	33.16	32.24	32.65	32.65	---	---	---	37.20	---	40	189	6,005
				September 2026	---	---	---	---	33.32	---	---	---	---	---	---	---	---
				December 2026	---	---	---	---	33.49	---	---	---	---	---	---	---	---
				March 2027	---	---	---	---	33.65	---	---	---	---	---	---	---	---
<b>HELLENIC EXCHANGES-A.S.E. (CR)</b>				(Contract Size: 100 Securities, Physical Delivery)													
7	6.9	6.96	-0.57%	June 2026	6.85	6.88	6.85	6.88	6.88	---	---	---	7.14	---	7	33	387
				September 2026	---	---	---	---	7.07	---	---	---	---	---	---	---	---
				December 2026	---	---	---	---	7.10	---	---	---	---	---	---	---	---
				March 2027	---	---	---	---	7.14	---	---	---	---	---	---	---	---
<b>HELLENiQ ENERGY (CR)</b>				(Contract Size: 100 Securities, Physical Delivery)													
9.685	9.385	9.65	0.52%	June 2026	9.53	9.73	9.53	9.65	9.65	---	---	---	10.55	---	26	87	4,436
				September 2026	---	---	---	---	9.69	---	---	---	---	---	---	---	---
				December 2026	---	---	---	---	9.74	---	---	---	---	---	---	---	---
				March 2027	---	---	---	---	9.79	---	---	---	---	---	---	---	---

Derivatives notes - <https://www.athexgroup.gr/en/market-data/statistics/eod-closing-prices/>

Fixing prices and final open positions can be retrieved from the following path <http://www.athexgroup.gr/en/market-data/statistics/eod-closing-prices>

Underlying Asset				Derivatives Market													
Price max	Price min	Closing price	change	Delivery Month	Open price	Price max	Price min	Last price	Closing price	Last Bid	Last Ask	Fixing price*	Life high	Life low	Trades	Volume	Open Interest
<b>INTRACOM HOLDINGS (CR)</b>				(Contract Size: 100 Securities, Physical Delivery)													
2.77	2.685	2.71	-1.46%	June 2026	2.74	2.77	2.70	2.70	2.70	---	---	---	3.19	---	31	281	10,718
				September 2026	---	---	---	---	2.78	---	---	---	---	---	---	---	---
				December 2026	---	---	---	---	2.79	---	---	---	---	---	---	---	---
				March 2027	---	---	---	---	2.80	---	---	---	---	---	---	---	---
<b>JUMBO SA (CR)</b>				(Contract Size: 100 Securities, Physical Delivery)													
22.7	21.96	21.96	-3.60%	June 2026	22.77	22.77	22.30	22.30	22.30	---	---	---	25.68	---	5	21	3,742
				September 2026	---	---	---	---	23.00	---	---	---	---	---	---	---	---
				December 2026	---	---	---	---	23.12	---	---	---	---	---	---	---	---
				March 2027	---	---	---	---	23.23	---	---	---	---	---	---	---	---
<b>LAMDA DEVELOPMENT SA (CR)</b>				(Contract Size: 100 Securities, Physical Delivery)													
5.98	5.87	5.88	-1.01%	June 2026	5.96	5.99	5.92	5.94	5.94	---	---	---	7.09	---	16	24	17,886
				September 2026	---	---	---	---	6.00	---	---	---	---	---	---	---	---
				December 2026	---	---	---	---	6.03	---	---	---	---	---	---	---	---
				March 2027	---	---	---	---	6.06	---	---	---	---	---	---	---	---
<b>METLEN PLC (CR)</b>				(Contract Size: 100 Securities, Physical Delivery)													
33.2	31.98	32.7	-0.85%	June 2026	32.27	33.23	32.21	32.69	32.69	---	---	---	47.90	---	90	293	11,543
				September 2026	---	---	---	---	33.30	---	---	---	---	---	---	---	---
				December 2026	---	---	---	---	33.47	---	---	---	---	---	---	---	---
				March 2027	---	---	---	---	33.63	---	---	---	---	---	---	---	---
<b>MIG (CR)</b>				(Contract Size: 100 Securities, Physical Delivery)													
3.02	2.97	3.02	0.33%	June 2026	---	---	---	---	3.07	---	---	---	3.43	---	---	---	143
				September 2026	---	---	---	---	3.04	---	---	---	---	---	---	---	---
				December 2026	---	---	---	---	3.05	---	---	---	---	---	---	---	---
				March 2027	---	---	---	---	3.07	---	---	---	---	---	---	---	---
<b>MOTOR OIL (CR)</b>				(Contract Size: 100 Securities, Physical Delivery)													
37.92	36.8	37.48	0.70%	June 2026	37.60	37.60	36.95	37.54	37.54	---	---	---	39.66	---	3	11	226
				September 2026	---	---	---	---	37.58	---	---	---	---	---	---	---	---
				December 2026	---	---	---	---	37.77	---	---	---	---	---	---	---	---
				March 2027	---	---	---	---	37.96	---	---	---	---	---	---	---	---
<b>NATIONAL BANK (CR)</b>				(Contract Size: 100 Securities, Physical Delivery)													
12.87	12.41	12.7	-0.39%	June 2026	12.35	12.65	12.24	12.47	12.47	---	---	---	15.76	---	76	319	11,996
				September 2026	---	---	---	---	12.87	---	---	---	---	---	---	---	---
				December 2026	---	---	---	---	12.94	---	---	---	---	---	---	---	---
				March 2027	---	---	---	---	13.00	---	---	---	---	---	---	---	---

Derivatives notes - <https://www.athexgroup.gr/en/market-data/statistics/eod-closing-prices/>

Fixing prices and final open positions can be retrieved from the following path <http://www.athexgroup.gr/en/market-data/statistics/eod-closing-prices>

Underlying Asset				Derivatives Market													
Price max	Price min	Closing price	change	Delivery Month	Open price	Price max	Price min	Last price	Closing price	Last Bid	Last Ask	Fixing price*	Life high	Life low	Trades	Volume	Open Interest
<b>OPTIMA BANK (CR)</b>				(Contract Size: 100 Securities, Physical Delivery)													
8.55	8.16	8.32	-0.48%	June 2026	8.53	8.53	8.24	8.24	8.24	---	---	---	9.40	---	3	3	410
				September 2026	---	---	---	---	8.44	---	---	---	---	---	---	---	---
				December 2026	---	---	---	---	8.48	---	---	---	---	---	---	---	---
				March 2027	---	---	---	---	8.53	---	---	---	---	---	---	---	---
<b>OTE (CR)</b>				(Contract Size: 100 Securities, Physical Delivery)													
16.63	16.31	16.5	0.79%	June 2026	16.47	16.63	16.47	16.61	16.61	---	---	---	17.66	---	4	5	999
				September 2026	---	---	---	---	16.53	---	---	---	---	---	---	---	---
				December 2026	---	---	---	---	16.61	---	---	---	---	---	---	---	---
				March 2027	---	---	---	---	16.69	---	---	---	---	---	---	---	---
<b>P.P.A. S.A. (CR)</b>				(Contract Size: 100 Securities, Physical Delivery)													
36.35	36.1	36.2	0.28%	June 2026	---	---	---	---	37.44	---	---	---	38.56	---	---	---	46
				September 2026	---	---	---	---	36.45	---	---	---	---	---	---	---	---
				December 2026	---	---	---	---	36.63	---	---	---	---	---	---	---	---
				March 2027	---	---	---	---	36.82	---	---	---	---	---	---	---	---
<b>PIRAEUS BANK (CR)</b>				(Contract Size: 100 Securities, Physical Delivery)													
6.8	6.562	6.63	-2.18%	June 2026	6.75	6.83	6.60	6.60	6.60	---	---	---	8.90	---	212	3,295	49,937
				September 2026	---	---	---	---	6.84	---	---	---	---	---	---	---	---
				December 2026	---	---	---	---	6.88	---	---	---	---	---	---	---	---
				March 2027	---	---	---	---	6.91	---	---	---	---	---	---	---	---
<b>PPC (CR)</b>				(Contract Size: 100 Securities, Physical Delivery)													
17.78	17.26	17.59	0.51%	June 2026	17.68	17.80	17.48	17.60	17.60	---	---	---	18.90	---	32	283	17,970
				September 2026	---	---	---	---	17.67	---	---	---	---	---	---	---	---
				December 2026	---	---	---	---	17.76	---	---	---	---	---	---	---	---
				March 2027	---	---	---	---	17.85	---	---	---	---	---	---	---	---
<b>QUEST HOLDINGS (CR)</b>				(Contract Size: 100 Securities, Physical Delivery)													
6.23	6.07	6.23	1.47%	June 2026	6.13	6.13	6.13	6.13	6.13	---	---	---	6.57	---	1	2	206
				September 2026	---	---	---	---	6.20	---	---	---	---	---	---	---	---
				December 2026	---	---	---	---	6.23	---	---	---	---	---	---	---	---
				March 2027	---	---	---	---	6.26	---	---	---	---	---	---	---	---
<b>TITAN (CB)</b>				(Contract Size: 100 Securities, Physical Delivery)													
43.85	42.6	43.85	0.81%	June 2026	42.63	43.65	42.63	43.45	43.45	---	---	---	46.61	---	8	29	351
				September 2026	---	---	---	---	43.92	---	---	---	---	---	---	---	---
				December 2026	---	---	---	---	44.14	---	---	---	---	---	---	---	---
				March 2027	---	---	---	---	44.36	---	---	---	---	---	---	---	---

Derivatives notes - <https://www.athexgroup.gr/en/market-data/statistics/eod-closing-prices/>

Fixing prices and final open positions can be retrieved from the following path <http://www.athexgroup.gr/en/market-data/statistics/eod-closing-prices>

Underlying Asset				Derivatives Market													
Price max	Price min	Closing price	change	Delivery Month	Open price	Price max	Price min	Last price	Closing price	Last Bid	Last Ask	Fixing price*	Life high	Life low	Trades	Volume	Open Interest
VIOHALCO SA/NV (CB)				(Contract Size: 100 Securities, Physical Delivery)													
12.06	11.4	11.76	-2.49%	June 2026	11.78	11.82	11.48	11.77	11.77	---	---	---	14.85	---	34	134	2,368
				September 2026	---	---	---	---	12.18	---	---	---	---	---	---	---	---
				December 2026	---	---	---	---	12.24	---	---	---	---	---	---	---	---
				March 2027	---	---	---	---	12.30	---	---	---	---	---	---	---	---

Derivatives notes - <https://www.athexgroup.gr/en/market-data/statistics/eod-closing-prices/>

Fixing prices and final open positions can be retrieved from the following path <http://www.athexgroup.gr/en/market-data/statistics/eod-closing-prices>

FTSE/Athex Large Cap

(Trade Unit: 1 Index Point x 2€ - Exercise Style: European, Cash Settlement)

Exerise Price	Call Options														Put Options														Exerise Price				
	April 2026							May 2026							Other Months		April 2026							May 2026							Other Months		
	Open price	Price max	Price min	Last price	Closing price	Volume	Open Interest	Open price	Price max	Price min	Last price	Closing price	Volume	Open Interest	Volume	Open Interest	Open price	Price max	Price min	Last price	Closing price	Volume	Open Interest	Open price	Price max	Price min	Last price	Closing price		Volume	Open Interest	Volume	Open Interest
4,000	-	-	-	-	-	-	-	-	-	-	-	-	-	-	-	-	-	-	-	-	-	-	-	-	-	-	-	-	-	-	-	-	4,000
4,100	-	-	-	-	-	-	-	-	-	-	-	-	-	-	-	-	-	-	-	-	-	-	-	-	-	-	-	-	-	-	-	-	4,100
4,200	-	-	-	-	-	-	-	-	-	-	-	-	-	-	-	-	-	-	-	-	-	-	-	-	-	-	-	-	-	-	-	-	4,200
4,300	-	-	-	-	-	-	-	-	-	-	-	-	-	-	-	-	-	-	-	-	-	-	-	-	-	-	-	-	-	-	-	-	4,300
4,400	-	-	-	-	-	-	-	-	-	-	-	-	-	-	-	-	-	-	-	-	-	-	-	-	-	-	-	-	-	-	-	-	4,400
4,450	-	-	-	-	-	-	-	-	-	-	-	-	-	-	-	-	-	-	-	-	-	-	-	-	-	-	-	-	-	-	-	-	4,450
4,500	-	-	-	-	-	-	-	-	-	-	-	-	-	-	-	-	-	-	-	-	-	-	-	-	-	-	-	-	-	-	-	-	4,500
4,550	-	-	-	-	-	-	-	-	-	-	-	-	-	-	-	-	-	-	-	-	-	-	-	-	-	-	-	-	-	-	-	-	4,550
4,600	-	-	-	-	-	-	-	-	-	-	-	-	-	-	-	-	-	-	-	-	-	-	-	-	-	-	-	-	-	-	-	-	4,600
4,650	0.00	0.00	0.00	-	497.00	-	-	0.00	0.00	0.00	-	540.00	-	-	-	0.00	0.00	0.00	-	30.50	-	-	0.00	0.00	0.00	-	90.00	-	-	-	-	4,650	
4,700	0.00	0.00	0.00	-	455.00	-	-	0.00	0.00	0.00	-	504.00	-	-	-	0.00	0.00	0.00	-	38.75	-	1	0.00	0.00	0.00	-	104.00	-	-	-	-	4,700	
4,750	0.00	0.00	0.00	-	415.00	-	-	0.00	0.00	0.00	-	469.00	-	-	-	0.00	0.00	0.00	-	48.50	-	-	0.00	0.00	0.00	-	119.00	-	-	-	-	4,750	
4,800	0.00	0.00	0.00	-	377.00	-	-	0.00	0.00	0.00	-	435.00	-	-	-	0.00	0.00	0.00	-	60.00	-	-	0.00	0.00	0.00	-	136.00	-	-	-	-	4,800	
4,850	0.00	0.00	0.00	-	340.00	-	-	0.00	0.00	0.00	-	404.00	-	-	-	0.00	0.00	0.00	-	73.50	-	-	0.00	0.00	0.00	-	154.00	-	-	-	-	4,850	
4,900	0.00	0.00	0.00	-	305.00	-	-	0.00	0.00	0.00	-	373.00	-	-	-	80.00	0.00	80.00	80.00	80.00	80.00	8	-	0.00	0.00	0.00	-	173.00	-	-	-	-	4,900
4,950	0.00	0.00	0.00	-	273.00	-	-	0.00	0.00	0.00	-	344.00	-	-	-	0.00	0.00	0.00	-	106.00	-	15	0.00	0.00	0.00	-	194.00	-	1	-	-	4,950	
5,000	0.00	0.00	0.00	-	242.00	-	-	0.00	0.00	0.00	-	317.00	-	-	-	125.00	0.00	125.00	125.00	125.00	10	15	0.00	0.00	0.00	-	216.00	-	-	-	-	5,000	
5,050	209.00	209.00	209.00	209.00	209.00	30	30	0.00	0.00	0.00	-	291.00	-	33	-	131.00	209.00	131.00	149.00	149.00	93	85	0.00	0.00	0.00	-	240.00	-	60	-	-	5,050	
5,100	163.00	163.00	163.00	163.00	163.00	1	30	0.00	0.00	0.00	-	267.00	-	50	-	0.00	163.00	0.00	-	171.00	-	40	267.00	267.00	267.00	267.00	267.00	30	30	-	-	5,100	
5,150	0.00	0.00	0.00	-	165.00	-	90	0.00	0.00	0.00	-	244.00	-	51	-	164.00	0.00	164.00	164.00	164.00	30	102	0.00	0.00	0.00	-	293.00	-	43	-	-	5,150	
5,200	0.00	0.00	0.00	-	143.00	-	58	0.00	0.00	0.00	-	222.00	-	46	-	0.00	0.00	0.00	-	226.00	-	63	0.00	0.00	0.00	-	321.00	-	90	-	-	5,200	
5,250	0.00	0.00	0.00	-	124.00	-	61	0.00	0.00	0.00	-	202.00	-	31	-	0.00	0.00	0.00	-	256.00	-	166	0.00	0.00	0.00	-	351.00	-	150	-	-	5,250	
5,300	0.00	0.00	0.00	-	106.00	-	60	0.00	0.00	0.00	-	184.00	-	30	-	0.00	0.00	0.00	-	289.00	-	93	0.00	0.00	0.00	-	382.00	-	120	-	-	5,300	
5,350	0.00	0.00	0.00	-	90.50	-	90	0.00	0.00	0.00	-	166.00	-	-	-	0.00	0.00	0.00	-	323.00	-	120	0.00	0.00	0.00	-	415.00	-	30	-	-	5,350	
5,400	68.00	68.00	68.00	68.00	68.00	1	61	0.00	0.00	0.00	-	150.00	-	-	-	0.00	68.00	0.00	-	360.00	-	31	0.00	0.00	0.00	-	449.00	-	-	-	-	5,400	
5,450	0.00	0.00	0.00	-	65.00	-	12	0.00	0.00	0.00	-	135.00	-	-	-	0.00	0.00	0.00	-	398.00	-	91	0.00	0.00	0.00	-	484.00	-	-	-	-	5,450	
5,500	0.00	0.00	0.00	-	54.50	-	95	0.00	0.00	0.00	-	122.00	-	-	-	0.00	0.00	0.00	-	437.00	-	91	0.00	0.00	0.00	-	520.00	-	-	-	-	5,500	
5,550	0.00	0.00	0.00	-	45.50	-	34	0.00	0.00	0.00	-	109.00	-	-	-	0.00	0.00	0.00	-	478.00	-	89	0.00	0.00	0.00	-	557.00	-	-	-	-	5,550	
5,600	0.00	0.00	0.00	-	37.75	-	35	0.00	0.00	0.00	-	98.00	-	-	-	0.00	0.00	0.00	-	520.00	-	2	0.00	0.00	0.00	-	596.00	-	-	-	-	5,600	
5,650	0.00	0.00	0.00	-	31.25	-	1	0.00	0.00	0.00	-	87.50	-	-	-	0.00	0.00	0.00	-	564.00	-	30	0.00	0.00	0.00	-	635.00	-	-	-	-	5,650	
5,700	0.00	0.00	0.00	-	25.50	-	5	0.00	0.00	0.00	-	78.00	-	-	-	0.00	0.00	0.00	-	608.00	-	90	0.00	0.00	0.00	-	676.00	-	-	-	-	5,700	
5,750	0.00	0.00	0.00	-	20.75	-	-	0.00	0.00	0.00	-	69.50	-	-	-	0.00	0.00	0.00	-	653.00	-	30	0.00	0.00	0.00	-	717.00	-	-	-	-	5,750	
5,800	0.00	0.00	0.00	-	17.00	-	81	0.00	0.00	0.00	-	61.50	-	-	-	0.00	0.00	0.00	-	699.00	-	61	0.00	0.00	0.00	-	759.00	-	-	-	-	5,800	
5,850	0.00	0.00	0.00	-	13.75	-	92	0.00	0.00	0.00	-	54.50	-	-	-	0.00	0.00	0.00	-	746.00	-	31	0.00	0.00	0.00	-	802.00	-	-	-	-	5,850	
5,900	0.00	0.00	0.00	-	11.00	-	61	0.00	0.00	0.00	-	48.25	-	-	-	0.00	0.00	0.00	-	793.00	-	30	0.00	0.00	0.00	-	845.00	-	-	-	-	5,900	
5,950	0.00	0.00	0.00	-	8.70	-	-	0.00	0.00	0.00	-	42.75	-	-	-	0.00	0.00	0.00	-	841.00	-	-	0.00	0.00	0.00	-	890.00	-	-	-	-	5,950	

FTSE/Athex Large Cap

(Trade Unit: 1 Index Point x 2€ - Exercise Style: European, Cash Settlement)

Call Options															Put Options																		
Exercise Price	April 2026						May 2026						Other Months		April 2026					May 2026					Other Months		Exercise Price						
	Open price	Price max	Price min	Last price	Closing price	Volume	Open Interest	Open price	Price max	Price min	Last price	Closing price	Volume	Open Interest	Volume	Open Interest	Open price	Price max	Price min	Last price	Closing price	Volume	Open Interest	Open price	Price max	Price min		Last price	Closing price	Volume	Open Interest	Volume	Open Interest
6,000	0.00	0.00	0.00	-	6.90	-	-	0.00	0.00	0.00	-	37.50	-	-			0.00	0.00	0.00	-	889.00	-	-	0.00	0.00	0.00	-	934.00	-	-			6,000
6,050	0.00	0.00	0.00	-	5.50	-	-	0.00	0.00	0.00	-	33.00	-	-			0.00	0.00	0.00	-	937.00	-	-	0.00	0.00	0.00	-	980.00	-	-			6,050
6,100	0.00	0.00	0.00	-	4.30	-	-	0.00	0.00	0.00	-	29.00	-	-			0.00	0.00	0.00	-	986.00	-	-	0.00	0.00	0.00	-	1,026.00	-	-			6,100
6,150	0.00	0.00	0.00	-	3.40	-	-	0.00	0.00	0.00	-	25.50	-	-			0.00	0.00	0.00	-	1,035.00	-	-	0.00	0.00	0.00	-	1,072.00	-	-			6,150
6,200	0.00	0.00	0.00	-	2.60	-	-	0.00	0.00	0.00	-	22.25	-	-			0.00	0.00	0.00	-	1,084.00	-	-	0.00	0.00	0.00	-	1,118.00	-	-			6,200
6,250	0.00	0.00	0.00	-	2.00	-	-	0.00	0.00	0.00	-	19.25	-	-			0.00	0.00	0.00	-	1,134.00	-	-	0.00	0.00	0.00	-	1,165.00	-	-			6,250
6,300	0.00	0.00	0.00	-	1.60	-	-	0.00	0.00	0.00	-	16.75	-	-			0.00	0.00	0.00	-	1,183.00	-	-	0.00	0.00	0.00	-	1,213.00	-	-			6,300
6,350	0.00	0.00	0.00	-	1.20	-	-	0.00	0.00	0.00	-	14.75	-	-			0.00	0.00	0.00	-	1,233.00	-	-	0.00	0.00	0.00	-	1,261.00	-	-			6,350
6,400	0.00	0.00	0.00	-	0.91	-	-	-	-	-	-	-	-	-			0.00	0.00	0.00	-	1,282.00	-	-	-	-	-	-	-	-	-			6,400
6,450	0.00	0.00	0.00	-	0.69	-	-	-	-	-	-	-	-	-			0.00	0.00	0.00	-	1,332.00	-	-	-	-	-	-	-	-	-			6,450
6,500	0.00	0.00	0.00	-	0.52	-	-	-	-	-	-	-	-	-			0.00	0.00	0.00	-	1,382.00	-	-	-	-	-	-	-	-	-			6,500
6,550	0.00	0.00	0.00	-	0.39	-	-	-	-	-	-	-	-	-			0.00	0.00	0.00	-	1,432.00	-	-	-	-	-	-	-	-	-			6,550
6,600	0.00	0.00	0.00	-	0.30	-	-	-	-	-	-	-	-	-			0.00	0.00	0.00	-	1,482.00	-	-	-	-	-	-	-	-	-			6,600
6,650	0.00	0.00	0.00	-	0.22	-	-	-	-	-	-	-	-	-			0.00	0.00	0.00	-	1,531.00	-	-	-	-	-	-	-	-	-			6,650
Totals:						32	896					0	241	0	0							141	1,276					30	524	0	0		
Number of Trades:						3						0	0	0								10					1		0				

Allwyn AG (CR)

(Contract Size: 100 Securities, Exercise Style: American, Physical Delivery)

Call Options																Put Options																				
April 2026							May 2026							Other Months		April 2026					May 2026					Other Months		Exercise Price								
Exerise Price	Open price	Price max	Price min	Last price	Closing price	Volume	Open Interest	Open price	Price max	Price min	Last price	Closing price	Volume	Open Interest	Volume	Open Interest	Open price	Price max	Price min	Last price	Closing price	Volume	Open Interest	Open price	Price max	Price min	Last price		Closing price	Volume	Open Interest	Volume	Open Interest			
9.250	0.000	0.000	0.000		4.36	-	-	0.000	0.000	0.000		4.38	-	-			0.000	0.000	0.000		0.001	-	-	0.000	0.000	0.000		0.001	-	-			0.093			
9.500	0.000	0.000	0.000		4.11	-	-	0.000	0.000	0.000		4.13	-	-			0.000	0.000	0.000		0.001	-	-	0.000	0.000	0.000		0.002	-	-			0.095			
9.750	0.000	0.000	0.000		3.86	-	-	0.000	0.000	0.000		3.88	-	-			0.000	0.000	0.000		0.001	-	-	0.000	0.000	0.000		0.004	-	-			0.098			
10.000	0.000	0.000	0.000		3.61	-	-	0.000	0.000	0.000		3.63	-	-			0.000	0.000	0.000		0.001	-	-	0.000	0.000	0.000		0.006	-	-			0.100			
10.500	0.000	0.000	0.000		3.11	-	-	0.000	0.000	0.000		3.15	-	-			0.000	0.000	0.000		0.001	-	-	0.000	0.000	0.000		0.018	-	-			0.105			
11.000	0.000	0.000	0.000		2.61	-	-	0.000	0.000	0.000		2.67	-	-			0.000	0.000	0.000		0.001	-	-	0.000	0.000	0.000		0.043	-	-			0.110			
11.500	0.000	0.000	0.000		2.12	-	-	0.000	0.000	0.000		2.22	-	-			0.000	0.000	0.000		0.005	-	-	0.000	0.000	0.000		0.089	-	-			0.115			
12.000	0.000	0.000	0.000		1.64	-	-	0.000	0.000	0.000		1.80	-	-			0.000	0.000	0.000		0.021	-	-	0.000	0.000	0.000		0.167	-	-			0.120			
12.500	0.000	0.000	0.000		1.18	-	-	0.000	0.000	0.000		1.42	-	-			0.000	0.000	0.000		0.068	-	-	0.000	0.000	0.000		0.287	-	-			0.125			
13.000	0.000	0.000	0.000		0.788	-	-	0.000	0.000	0.000		1.09	-	-			0.000	0.000	0.000		0.173	-	-	0.000	0.000	0.000		0.456	-	-			0.130			
13.500	0.000	0.000	0.000		0.480	-	-	0.000	0.000	0.000		0.813	-	-			0.000	0.000	0.000		0.365	-	15	0.000	0.000	0.000		0.679	-	-			0.135			
14.000	0.000	0.000	0.000		0.262	-	-	0.000	0.000	0.000		0.590	-	-			0.000	0.000	0.000		0.647	-	45	0.000	0.000	0.000		0.956	-	-			0.140			
14.500	0.000	0.000	0.000		0.126	-	-	0.000	0.000	0.000		0.417	-	-			0.000	0.000	0.000		1.01	-	70	0.000	0.000	0.000		1.28	-	-			0.145			
15.000	0.000	0.000	0.000		0.056	-	15	0.000	0.000	0.000		0.286	-	30			0.000	0.000	0.000		1.44	-	90	0.000	0.000	0.000		1.65	-	-			0.150			
15.500	0.000	0.000	0.000		0.021	-	90	0.000	0.000	0.000		0.190	-	-			0.000	0.000	0.000		1.91	-	5	0.000	0.000	0.000		2.06	-	-			0.155			
16.000	0.000	0.000	0.000		0.007	-	-	0.000	0.000	0.000		0.122	-	-			0.000	0.000	0.000		2.40	-	-	0.000	0.000	0.000		2.49	-	-			0.160			
16.500	0.000	0.000	0.000		0.002	-	-	0.000	0.000	0.000		0.076	-	-			0.000	0.000	0.000		2.90	-	-	0.000	0.000	0.000		2.95	-	-			0.165			
17.000	0.000	0.000	0.000		0.001	-	-	0.000	0.000	0.000		0.048	-	-			0.000	0.000	0.000		3.40	-	-	0.000	0.000	0.000		3.42	-	-			0.170			
17.500	0.000	0.000	0.000		0.001	-	-	0.000	0.000	0.000		0.029	-	-			0.000	0.000	0.000		3.90	-	-	0.000	0.000	0.000		3.91	-	-			0.175			
18.000	0.000	0.000	0.000		0.002	-	-	0.000	0.000	0.000		0.017	-	-			0.000	0.000	0.000		4.40	-	-	0.000	0.000	0.000		4.40	-	-			0.180			
18.500	0.000	0.000	0.000		0.001	-	-	0.000	0.000	0.000		0.009	-	-			0.000	0.000	0.000		4.90	-	-	0.000	0.000	0.000		4.90	-	-			0.185			
19.000	0.000	0.000	0.000		0.001	-	-	0.000	0.000	0.000		0.006	-	-			0.000	0.000	0.000		5.40	-	50	0.000	0.000	0.000		5.40	-	-			0.190			
19.500	0.000	0.000	0.000		0.001	-	-	0.000	0.000	0.000		0.003	-	-			0.000	0.000	0.000		5.90	-	50	0.000	0.000	0.000		5.90	-	-			0.195			
20.000	0.000	0.000	0.000		0.001	-	-	0.000	0.000	0.000		0.002	-	-			0.000	0.000	0.000		6.40	-	-	0.000	0.000	0.000		6.40	-	-			0.200			
21.000	0.000	0.000	0.000		0.001	-	-	0.000	0.000	0.000		0.001	-	-			0.000	0.000	0.000		7.40	-	-	0.000	0.000	0.000		7.40	-	-			0.210			
22.000	0.000	0.000	0.000		0.001	-	-	0.000	0.000	0.000		0.001	-	-			0.000	0.000	0.000		8.40	-	-	0.000	0.000	0.000		8.40	-	-			0.220			
23.000	0.000	0.000	0.000		0.001	-	-	0.000	0.000	0.000		0.001	-	-			0.000	0.000	0.000		9.40	-	-	0.000	0.000	0.000		9.40	-	-			0.230			
24.000	0.000	0.000	0.000		0.001	-	-						-	-			0.000	0.000	0.000		10.40	-	-				-	-			0.240					
25.000	0.000	0.000	0.000		0.001	-	-						-	-			0.000	0.000	0.000		11.40	-	-				-	-			0.250					
26.000	0.000	0.000	0.000		0.001	-	-						-	-			0.000	0.000	0.000		12.40	-	-				-	-			0.260					
27.000						-	-						-	-								-	-				-	-					0.270			
28.000						-	-						-	-								-	-				-	-					0.280			
29.000						-	-						-	-								-	-				-	-					0.290			
30.000						-	-						-	-								-	-				-	-					0.300			
Totals:						0	105							0	30	0	0							0	325							0	10	0	0	
Number of Trades:						0							0							0							0.00							0		

ALPHA BANK (CR)

(Contract Size: 100 Securities, Exercise Style: American, Physical Delivery)

Call Options																	Put Options															
Exercise Price	April 2026						May 2026						Other Months		April 2026						May 2026						Other Months		Exercise Price			
	Open price	Price max	Price min	Last price	Closing price	Volume	Open Interest	Open price	Price max	Price min	Last price	Closing price	Volume	Open Interest	Volume	Open Interest	Open price	Price max	Price min	Last price	Closing price	Volume	Open Interest	Open price	Price max	Price min	Last price	Closing price		Volume	Open Interest	Volume
2.000						-	-						-	-								-	-									0.020
2.100	0.000	0.000	0.000		0.963	-	-	0.000	0.000	0.000		0.968	-	-			0.000	0.000	0.000		0.001	-	-	0.000	0.000	0.000		0.003	-	-	0.021	
2.200	0.000	0.000	0.000		0.863	-	-	0.000	0.000	0.000		0.871	-	-			0.000	0.000	0.000		0.001	-	-	0.000	0.000	0.000		0.006	-	-	0.022	
2.300	0.000	0.000	0.000		0.764	-	-	0.000	0.000	0.000		0.777	-	-			0.000	0.000	0.000		0.001	-	-	0.000	0.000	0.000		0.010	-	-	0.023	
2.400	0.000	0.000	0.000		0.665	-	-	0.000	0.000	0.000		0.685	-	-			0.000	0.000	0.000		0.003	-	-	0.000	0.000	0.000		0.018	-	-	0.024	
2.500	0.000	0.000	0.000		0.569	-	-	0.000	0.000	0.000		0.597	-	-			0.000	0.000	0.000		0.007	-	-	0.000	0.000	0.000		0.030	-	-	0.025	
2.600	0.000	0.000	0.000		0.477	-	-	0.000	0.000	0.000		0.515	-	-			0.000	0.000	0.000		0.014	-	-	0.000	0.000	0.000		0.048	-	-	0.026	
2.700	0.000	0.000	0.000		0.391	-	-	0.000	0.000	0.000		0.439	-	-			0.000	0.000	0.000		0.027	-	-	0.000	0.000	0.000		0.071	-	-	0.027	
2.800	0.000	0.000	0.000		0.311	-	-	0.000	0.000	0.000		0.369	-	-			0.000	0.000	0.000		0.048	-	-	0.000	0.000	0.000		0.101	-	-	0.028	
2.900	0.000	0.000	0.000		0.241	-	-	0.000	0.000	0.000		0.305	-	-			0.000	0.000	0.000		0.078	-	-	0.000	0.000	0.000		0.137	-	-	0.029	
3.000	0.000	0.000	0.000		0.182	-	-	0.000	0.000	0.000		0.251	-	-			0.000	0.000	0.000		0.118	-	10	0.000	0.000	0.000		0.184	-	-	0.030	
3.100	0.000	0.000	0.000		0.133	-	-	0.000	0.000	0.000		0.203	-	-			0.000	0.000	0.000		0.169	-	-	0.000	0.000	0.000		0.236	-	-	0.031	
3.200	0.000	0.000	0.000		0.094	-	15	0.000	0.000	0.000		0.162	-	-			0.000	0.000	0.000		0.231	-	-	0.000	0.000	0.000		0.294	-	-	0.032	
3.300	0.000	0.000	0.000		0.064	-	-	0.000	0.000	0.000		0.129	-	30			0.000	0.000	0.000		0.301	-	-	0.000	0.000	0.000		0.361	-	-	0.033	
3.400	0.000	0.000	0.000		0.042	-	-	0.000	0.000	0.000		0.100	-	-			0.000	0.000	0.000		0.379	-	-	0.000	0.000	0.000		0.432	-	-	0.034	
3.500	0.000	0.000	0.000		0.027	-	-	0.000	0.000	0.000		0.078	-	-			0.000	0.000	0.000		0.464	-	-	0.000	0.000	0.000		0.510	-	-	0.035	
3.600	0.000	0.000	0.000		0.017	-	-	0.000	0.000	0.000		0.059	-	-			0.000	0.000	0.000		0.555	-	-	0.000	0.000	0.000		0.592	-	-	0.036	
3.700	0.000	0.000	0.000		0.011	-	5	0.000	0.000	0.000		0.045	-	-			0.000	0.000	0.000		0.648	-	-	0.000	0.000	0.000		0.678	-	-	0.037	
3.800	0.000	0.000	0.000		0.006	-	-	0.000	0.000	0.000		0.034	-	-			0.000	0.000	0.000		0.744	-	-	0.000	0.000	0.000		0.767	-	-	0.038	
3.900	0.000	0.000	0.000		0.004	-	-	0.000	0.000	0.000		0.025	-	-			0.000	0.000	0.000		0.842	-	-	0.000	0.000	0.000		0.858	-	-	0.039	
4.000	0.000	0.000	0.000		0.002	-	-	0.000	0.000	0.000		0.019	-	-			0.000	0.000	0.000		0.940	-	-	0.000	0.000	0.000		0.952	-	-	0.040	
4.250	0.000	0.000	0.000		0.001	-	-	0.000	0.000	0.000		0.008	-	-			0.000	0.000	0.000		1.19	-	-	0.000	0.000	0.000		1.19	-	-	0.043	
4.400						-	-						-	-								-	-								0.044	
4.500	0.000	0.000	0.000		0.001	-	-	0.000	0.000	0.000		0.004	-	-			0.000	0.000	0.000		1.44	-	-	0.000	0.000	0.000		1.44	-	-	0.045	
4.750	0.000	0.000	0.000		0.003	-	-	0.000	0.000	0.000		0.001	-	-			0.000	0.000	0.000		1.69	-	-	0.000	0.000	0.000		1.69	-	-	0.048	
4.800						-	-						-	-								-	-								0.048	
5.000	0.000	0.000	0.000		0.001	-	-	0.000	0.000	0.000		0.001	-	-			0.000	0.000	0.000		1.94	-	-	0.000	0.000	0.000		1.94	-	-	0.050	
5.250	0.000	0.000	0.000		0.001	-	-	0.000	0.000	0.000		0.002	-	-			0.000	0.000	0.000		2.19	-	-	0.000	0.000	0.000		2.19	-	-	0.053	
5.500	0.000	0.000	0.000		0.001	-	-	0.000	0.000	0.000		0.001	-	-			0.000	0.000	0.000		2.44	-	-	0.000	0.000	0.000		2.44	-	-	0.055	
5.750	0.000	0.000	0.000		0.001	-	-	0.000	0.000	0.000		0.001	-	-			0.000	0.000	0.000		2.69	-	-	0.000	0.000	0.000		2.69	-	-	0.058	
6.000	0.000	0.000	0.000		0.001	-	-						-	-			0.000	0.000	0.000		2.94	-	-					-	-	0.060		
6.250	0.000	0.000	0.000		0.001	-	-						-	-			0.000	0.000	0.000		3.19	-	-					-	-	0.063		
6.500	0.000	0.000	0.000		0.001	-	-						-	-			0.000	0.000	0.000		3.44	-	-					-	-	0.065		
6.750	0.000	0.000	0.000		0.001	-	-						-	-			0.000	0.000	0.000		3.69	-	-					-	-	0.068		
7.000	0.000	0.000	0.000		0.001	-	-						-	-			0.000	0.000	0.000		3.94	-	-					-	-	0.070		

ALPHA BANK (CR)

(Contract Size: 100 Securities, Exercise Style: American, Physical Delivery)

	Call Options														Put Options																						
	April 2026						May 2026						Other Months		April 2026						May 2026						Other Months										
Exercise Price	Open price	Price max	Price min	Last price	Closing price	Volume	Open Interest	Open price	Price max	Price min	Last price	Closing price	Volume	Open Interest	Volume	Open Interest	Open price	Price max	Price min	Last price	Closing price	Volume	Open Interest	Open price	Price max	Price min	Last price	Closing price	Volume	Open Interest	Volume	Open Interest	Exercise Price				
Totals:						0	20							0	30	0	0							0	10							0	0	0	0		
Number of Trades:							0							0			0							0.00							0			0			

NATIONAL BANK (CR)

(Contract Size: 100 Securities, Exercise Style: American, Physical Delivery)

Call Options																	Put Options																			
April 2026																	May 2026										Other Months									
Exercise Price	Open price	Price max	Price min	Last price	Closing price	Volume	Open Interest	Open price	Price max	Price min	Last price	Closing price	Volume	Open Interest	Volume	Open Interest	Open price	Price max	Price min	Last price	Closing price	Volume	Open Interest	Volume	Open Interest	Exercise Price										
8.250						-	-																				0.083									
8.400						-	-																				0.084									
8.500						-	-																				0.085									
8.750	0.000	0.000	0.000		4.01	-	-	0.000	0.000	0.000		4.03	-	-			0.000	0.000	0.000		0.001	-	-	0.000	0.000	0.000	0.008	-	-	0.088						
8.800						-	-																				0.088									
9.000	0.000	0.000	0.000		3.76	-	-	0.000	0.000	0.000		3.79	-	-			0.000	0.000	0.000		0.001	-	-	0.000	0.000	0.000	0.012	-	-	0.090						
9.200						-	-																				0.092									
9.250	0.000	0.000	0.000		3.51	-	-	0.000	0.000	0.000		3.54	-	-			0.000	0.000	0.000		0.002	-	-	0.000	0.000	0.000	0.020	-	-	0.093						
9.500	0.000	0.000	0.000		3.26	-	-	0.000	0.000	0.000		3.31	-	-			0.000	0.000	0.000		0.001	-	-	0.000	0.000	0.000	0.029	-	-	0.095						
9.600						-	-																				0.096									
9.750	0.000	0.000	0.000		3.01	-	-	0.000	0.000	0.000		3.07	-	-			0.000	0.000	0.000		0.003	-	-	0.000	0.000	0.000	0.044	-	-	0.098						
10.000	0.000	0.000	0.000		2.77	-	-	0.000	0.000	0.000		2.84	-	-			0.000	0.000	0.000		0.005	-	-	0.000	0.000	0.000	0.061	-	-	0.100						
10.500	0.000	0.000	0.000		2.28	-	-	0.000	0.000	0.000		2.40	-	-			0.000	0.000	0.000		0.019	-	-	0.000	0.000	0.000	0.117	-	-	0.105						
11.000	0.000	0.000	0.000		1.82	-	-	0.000	0.000	0.000		1.98	-	-			0.000	0.000	0.000		0.052	-	-	0.000	0.000	0.000	0.205	-	-	0.110						
11.500	0.000	0.000	0.000		1.39	-	-	0.000	0.000	0.000		1.61	-	-			0.000	0.000	0.000		0.122	-	-	0.000	0.000	0.000	0.333	-	-	0.115						
12.000	0.000	0.000	0.000		1.00	-	-	0.000	0.000	0.000		1.29	-	-			0.000	0.000	0.000		0.241	-	15	0.000	0.000	0.000	0.505	-	-	0.120						
12.500	0.000	0.000	0.000		0.696	-	-	0.000	0.000	0.000		1.01	-	-			0.000	0.000	0.000		0.433	-	10	0.000	0.000	0.000	0.724	-	-	0.125						
13.000	0.000	0.000	0.000		0.455	-	-	0.000	0.000	0.000		0.771	-	-			0.000	0.000	0.000		0.691	-	-	0.000	0.000	0.000	0.988	-	-	0.130						
13.500	0.000	0.000	0.000		0.280	-	30	0.000	0.000	0.000		0.576	-	60			0.000	0.000	0.000		1.02	-	-	0.000	0.000	0.000	1.29	-	-	0.135						
14.000	0.000	0.000	0.000		0.161	-	-	0.000	0.000	0.000		0.421	-	-			0.000	0.000	0.000		1.40	-	-	0.000	0.000	0.000	1.64	-	-	0.140						
14.500	0.000	0.000	0.000		0.089	-	-	0.000	0.000	0.000		0.308	-	-			0.000	0.000	0.000		1.83	-	-	0.000	0.000	0.000	2.03	-	-	0.145						
15.000	0.000	0.000	0.000		0.047	-	-	0.000	0.000	0.000		0.219	-	-			0.000	0.000	0.000		2.29	-	-	0.000	0.000	0.000	2.44	-	-	0.150						
15.500	0.000	0.000	0.000		0.023	-	-	0.000	0.000	0.000		0.150	-	-			0.000	0.000	0.000		2.76	-	-	0.000	0.000	0.000	2.87	-	-	0.155						
16.000	0.000	0.000	0.000		0.011	-	-	0.000	0.000	0.000		0.105	-	-			0.000	0.000	0.000		3.25	-	-	0.000	0.000	0.000	3.33	-	-	0.160						
16.500	0.000	0.000	0.000		0.005	-	-	0.000	0.000	0.000		0.071	-	-			0.000	0.000	0.000		3.75	-	-	0.000	0.000	0.000	3.80	-	-	0.165						
17.000	0.000	0.000	0.000		0.002	-	-	0.000	0.000	0.000		0.046	-	-			0.000	0.000	0.000		4.25	-	-	0.000	0.000	0.000	4.27	-	-	0.170						
17.500	0.000	0.000	0.000		0.001	-	-	0.000	0.000	0.000		0.032	-	-			0.000	0.000	0.000		4.75	-	-	0.000	0.000	0.000	4.76	-	-	0.175						
18.000	0.000	0.000	0.000		0.001	-	-	0.000	0.000	0.000		0.020	-	-			0.000	0.000	0.000		5.25	-	-	0.000	0.000	0.000	5.25	-	-	0.180						
18.500	0.000	0.000	0.000		0.001	-	-	0.000	0.000	0.000		0.013	-	-			0.000	0.000	0.000		5.75	-	-	0.000	0.000	0.000	5.75	-	-	0.185						
19.000	0.000	0.000	0.000		0.001	-	-	0.000	0.000	0.000		0.008	-	-			0.000	0.000	0.000		6.25	-	-	0.000	0.000	0.000	6.25	-	-	0.190						
19.500	0.000	0.000	0.000		0.001	-	-	0.000	0.000	0.000		0.005	-	-			0.000	0.000	0.000		6.75	-	-	0.000	0.000	0.000	6.75	-	-	0.195						
20.000	0.000	0.000	0.000		0.001	-	-										0.000	0.000	0.000		7.25	-	-							0.200						
21.000	0.000	0.000	0.000		0.001	-	-										0.000	0.000	0.000		8.25	-	-							0.210						
22.000	0.000	0.000	0.000		0.001	-	-										0.000	0.000	0.000		9.25	-	-							0.220						
Totals:						0	30							0	60	0	0							0	25							0	0	0	309	
Number of Trades:						0							0							0							0.00							0		

OTE (CR)

(Contract Size: 100 Securities, Exercise Style: American, Physical Delivery)

Call Options																Put Options																	
April 2026								May 2026								Other Months		April 2026						May 2026					Other Months		Exercise Price		
Exerise Price	Open price	Price max	Price min	Last price	Closing price	Volume	Open Interest	Open price	Price max	Price min	Last price	Closing price	Volume	Open Interest	Volume	Open Interest	Open price	Price max	Price min	Last price	Closing price	Volume	Open Interest	Open price	Price max	Price min	Last price	Closing price	Volume	Open Interest		Volume	Open Interest
10.000						-	-							-	-																		0.100
10.500						-	-							-	-																		0.105
11.000	0.000	0.000	0.000		5.38	-	-	0.000	0.000	0.000		5.40	-	-			0.000	0.000	0.000		0.001	-	-	0.000	0.000	0.000		0.001	-	-		0.110	
11.500	0.000	0.000	0.000		4.88	-	-	0.000	0.000	0.000		4.90	-	-			0.000	0.000	0.000		0.001	-	-	0.000	0.000	0.000		0.001	-	-		0.115	
12.000	0.000	0.000	0.000		4.38	-	-	0.000	0.000	0.000		4.40	-	-			0.000	0.000	0.000		0.001	-	-	0.000	0.000	0.000		0.001	-	-		0.120	
12.500	0.000	0.000	0.000		3.88	-	-	0.000	0.000	0.000		3.91	-	-			0.000	0.000	0.000		0.001	-	-	0.000	0.000	0.000		0.002	-	-		0.125	
13.000	0.000	0.000	0.000		3.39	-	-	0.000	0.000	0.000		3.41	-	-			0.000	0.000	0.000		0.001	-	-	0.000	0.000	0.000		0.006	-	-		0.130	
13.500	0.000	0.000	0.000		2.89	-	-	0.000	0.000	0.000		2.92	-	-			0.000	0.000	0.000		0.001	-	-	0.000	0.000	0.000		0.018	-	-		0.135	
14.000	0.000	0.000	0.000		2.39	-	-	0.000	0.000	0.000		2.45	-	-			0.000	0.000	0.000		0.005	-	-	0.000	0.000	0.000		0.042	-	-		0.140	
14.500	0.000	0.000	0.000		1.91	-	-	0.000	0.000	0.000		2.00	-	-			0.000	0.000	0.000		0.019	-	-	0.000	0.000	0.000		0.089	-	-		0.145	
15.000	0.000	0.000	0.000		1.45	-	-	0.000	0.000	0.000		1.58	-	-			0.000	0.000	0.000		0.060	-	-	0.000	0.000	0.000		0.171	-	-		0.150	
15.500	0.000	0.000	0.000		1.03	-	-	0.000	0.000	0.000		1.21	-	-			0.000	0.000	0.000		0.145	-	-	0.000	0.000	0.000		0.301	-	-		0.155	
16.000	0.000	0.000	0.000		0.684	-	-	0.000	0.000	0.000		0.896	-	-			0.000	0.000	0.000		0.296	-	60	0.000	0.000	0.000		0.485	-	-		0.160	
16.500	0.000	0.000	0.000		0.420	-	-	0.000	0.000	0.000		0.639	-	-			0.000	0.000	0.000		0.533	-	45	0.000	0.000	0.000		0.727	-	-		0.165	
17.000	0.000	0.000	0.000		0.234	-	16	0.000	0.000	0.000		0.438	-	-			0.000	0.000	0.000		0.847	-	-	0.000	0.000	0.000		1.03	-	-		0.170	
17.500	0.000	0.000	0.000		0.120	-	15	0.000	0.000	0.000		0.288	-	-			0.000	0.000	0.000		1.23	-	-	0.000	0.000	0.000		1.38	-	-		0.175	
18.000	0.000	0.000	0.000		0.056	-	-	0.000	0.000	0.000		0.182	-	-			0.000	0.000	0.000		1.67	-	-	0.000	0.000	0.000		1.77	-	-		0.180	
18.500	0.000	0.000	0.000		0.023	-	-	0.000	0.000	0.000		0.110	-	-			0.000	0.000	0.000		2.14	-	-	0.000	0.000	0.000		2.21	-	-		0.185	
19.000	0.000	0.000	0.000		0.009	-	-	0.000	0.000	0.000		0.064	-	-			0.000	0.000	0.000		2.63	-	-	0.000	0.000	0.000		2.66	-	-		0.190	
19.500	0.000	0.000	0.000		0.003	-	-	0.000	0.000	0.000		0.036	-	-			0.000	0.000	0.000		3.13	-	-	0.000	0.000	0.000		3.14	-	-		0.195	
20.000	0.000	0.000	0.000		0.001	-	-	0.000	0.000	0.000		0.020	-	-			0.000	0.000	0.000		3.63	-	-	0.000	0.000	0.000		3.63	-	-		0.200	
21.000	0.000	0.000	0.000		0.001	-	-	0.000	0.000	0.000		0.005	-	-			0.000	0.000	0.000		4.63	-	-	0.000	0.000	0.000		4.63	-	-		0.210	
22.000	0.000	0.000	0.000		0.001	-	-	0.000	0.000	0.000		0.001	-	-			0.000	0.000	0.000		5.63	-	-	0.000	0.000	0.000		5.63	-	-		0.220	
23.000	0.000	0.000	0.000		0.001	-	-	0.000	0.000	0.000		0.001	-	-			0.000	0.000	0.000		6.63	-	-	0.000	0.000	0.000		6.63	-	-		0.230	
24.000	0.000	0.000	0.000		0.001	-	-	0.000	0.000	0.000		0.001	-	-			0.000	0.000	0.000		7.63	-	-	0.000	0.000	0.000		7.63	-	-		0.240	
25.000	0.000	0.000	0.000		0.001	-	-	0.000	0.000	0.000		0.001	-	-			0.000	0.000	0.000		8.63	-	-	0.000	0.000	0.000		8.63	-	-		0.250	
26.000	0.000	0.000	0.000		0.001	-	-	0.000	0.000	0.000		0.001	-	-			0.000	0.000	0.000		9.63	-	-	0.000	0.000	0.000		9.63	-	-		0.260	
Totals:						0	31						0	0	0	0						0	105					0	0	0	0		
Number of Trades:							0						0		0							0.00						0		0			

PIRAEUS BANK (CR)

(Contract Size: 100 Securities, Exercise Style: American, Physical Delivery)

Call Options																Put Options																	
Exercise Price	April 2026						May 2026						Other Months		April 2026						May 2026						Other Months		Exercise Price				
	Open price	Price max	Price min	Last price	Closing price	Volume	Open Interest	Open price	Price max	Price min	Last price	Closing price	Volume	Open Interest	Volume	Open Interest	Open price	Price max	Price min	Last price	Closing price	Volume	Open Interest	Open price	Price max	Price min	Last price	Closing price		Volume	Open Interest	Volume	Open Interest
4.250	0.000	0.000	0.000		2.53	-	-	0.000	0.000	0.000		2.54	-	-			0.000	0.000	0.000		0.001	-	-	0.000	0.000	0.000		0.002	-	-			0.043
4.500	0.000	0.000	0.000		2.29	-	-	0.000	0.000	0.000		2.30	-	-			0.000	0.000	0.000		0.001	-	-	0.000	0.000	0.000		0.005	-	-			0.045
4.750	0.000	0.000	0.000		2.04	-	-	0.000	0.000	0.000		2.05	-	-			0.000	0.000	0.000		0.002	-	-	0.000	0.000	0.000		0.011	-	-			0.048
5.000	0.000	0.000	0.000		1.79	-	-	0.000	0.000	0.000		1.82	-	-			0.000	0.000	0.000		0.001	-	-	0.000	0.000	0.000		0.023	-	-			0.050
5.250	0.000	0.000	0.000		1.54	-	-	0.000	0.000	0.000		1.59	-	-			0.000	0.000	0.000		0.004	-	-	0.000	0.000	0.000		0.042	-	-			0.053
5.500	0.000	0.000	0.000		1.30	-	-	0.000	0.000	0.000		1.37	-	-			0.000	0.000	0.000		0.011	-	-	0.000	0.000	0.000		0.072	-	-			0.055
5.750	0.000	0.000	0.000		1.06	-	-	0.000	0.000	0.000		1.16	-	-			0.000	0.000	0.000		0.027	-	-	0.000	0.000	0.000		0.117	-	-			0.058
6.000	0.000	0.000	0.000		0.846	-	-	0.000	0.000	0.000		0.976	-	-			0.000	0.000	0.000		0.059	-	-	0.000	0.000	0.000		0.180	-	-			0.060
6.250	0.000	0.000	0.000		0.650	-	-	0.000	0.000	0.000		0.808	-	-			0.130	0.130	0.130	0.130	0.130	20	-	0.000	0.000	0.000		0.262	-	-			0.063
6.500	0.000	0.000	0.000		0.479	-	-	0.000	0.000	0.000		0.658	-	-			0.000	0.000	0.000		0.192	-	-	0.000	0.000	0.000		0.361	-	-			0.065
6.750	0.000	0.000	0.000		0.339	-	-	0.000	0.000	0.000		0.527	-	-			0.000	0.000	0.000		0.302	-	-	0.000	0.000	0.000		0.480	-	-			0.068
7.000	0.000	0.000	0.000		0.230	-	-	0.000	0.000	0.000		0.421	-	-			0.000	0.000	0.000		0.443	-	30	0.000	0.000	0.000		0.623	-	-			0.070
7.250	0.000	0.000	0.000		0.149	-	-	0.000	0.000	0.000		0.328	-	-			0.000	0.000	0.000		0.612	-	-	0.000	0.000	0.000		0.781	-	-			0.073
7.500	0.000	0.000	0.000		0.093	-	1,200	0.000	0.000	0.000		0.252	-	50			0.000	0.000	0.000		0.806	-	-	0.000	0.000	0.000		0.954	-	-			0.075
7.750	0.000	0.000	0.000		0.056	-	1,200	0.000	0.000	0.000		0.194	-	-			0.000	0.000	0.000		1.02	-	-	0.000	0.000	0.000		1.15	-	-			0.078
8.000	0.000	0.000	0.000		0.033	-	-	0.000	0.000	0.000		0.145	-	-			0.000	0.000	0.000		1.25	-	-	0.000	0.000	0.000		1.35	-	-			0.080
8.250	0.000	0.000	0.000		0.018	-	-	0.000	0.000	0.000		0.109	-	-			0.000	0.000	0.000		1.48	-	-	0.000	0.000	0.000		1.56	-	-			0.083
8.500	0.000	0.000	0.000		0.010	-	-	0.000	0.000	0.000		0.080	-	-			0.000	0.000	0.000		1.73	-	-	0.000	0.000	0.000		1.78	-	-			0.085
8.750	0.000	0.000	0.000		0.005	-	-	0.000	0.000	0.000		0.058	-	-			0.000	0.000	0.000		1.97	-	-	0.000	0.000	0.000		2.01	-	-			0.088
9.000	0.000	0.000	0.000		0.003	-	-	0.000	0.000	0.000		0.043	-	-			0.000	0.000	0.000		2.22	-	-	0.000	0.000	0.000		2.25	-	-			0.090
9.250	0.000	0.000	0.000		0.001	-	-	0.000	0.000	0.000		0.030	-	-			0.000	0.000	0.000		2.47	-	-	0.000	0.000	0.000		2.49	-	-			0.093
9.500	0.000	0.000	0.000		0.001	-	-	0.000	0.000	0.000		0.022	-	-			0.000	0.000	0.000		2.72	-	-	0.000	0.000	0.000		2.73	-	-			0.095
9.750	0.000	0.000	0.000		0.001	-	-	0.000	0.000	0.000		0.015	-	-			0.000	0.000	0.000		2.97	-	-	0.000	0.000	0.000		2.97	-	-			0.098
10.000	0.000	0.000	0.000		0.001	-	-	0.000	0.000	0.000		0.011	-	-			0.000	0.000	0.000		3.22	-	-	0.000	0.000	0.000		3.22	-	-			0.100
10.500	0.000	0.000	0.000		0.001	-	-	0.000	0.000	0.000		0.005	-	-			0.000	0.000	0.000		3.72	-	-	0.000	0.000	0.000		3.72	-	-			0.105
11.000	0.000	0.000	0.000		0.001	-	-	0.000	0.000	0.000		0.002	-	-			0.000	0.000	0.000		4.22	-	-	0.000	0.000	0.000		4.22	-	-			0.110
11.500	0.000	0.000	0.000		0.001	-	-						-	-			0.000	0.000	0.000		4.72	-	-				-	-					0.115
12.000	0.000	0.000	0.000		0.001	-	-						-	-			0.000	0.000	0.000		5.22	-	-				-	-					0.120
12.500	0.000	0.000	0.000		0.001	-	-						-	-			0.000	0.000	0.000		5.72	-	-				-	-					0.125
13.000	0.000	0.000	0.000		0.001	-	-						-	-			0.000	0.000	0.000		6.22	-	-				-	-					0.130
Totals:						0	2,400						0	50	0	0					0	30					0	0	0	0			
Number of Trades:						0							0		0						1.00						0		0				

PPC (CR)

(Contract Size: 100 Securities, Exercise Style: American, Physical Delivery)

Call Options																Put Options																	
April 2026								May 2026								Other Months		April 2026						May 2026					Other Months		Exercise Price		
Exercise Price	Open price	Price max	Price min	Last price	Closing price	Volume	Open Interest	Open price	Price max	Price min	Last price	Closing price	Volume	Open Interest	Volume	Open Interest	Open price	Price max	Price min	Last price	Closing price	Volume	Open Interest	Open price	Price max	Price min	Last price	Closing price	Volume	Open Interest	Volume	Open Interest	Exercise Price
9.200						-	-																										0.092
9.500						-	-																										0.095
9.600						-	-																										0.096
9.750						-	-																										0.098
10.000						-	-																										0.100
10.500						-	-																										0.105
11.000						-	-																										0.110
11.500						-	-																										0.115
12.000	0.000	0.000	0.000		5.51	-	-	0.000	0.000	0.000		5.53	-	-			0.000	0.000	0.000		0.001	-	-	0.000	0.000	0.000		0.001	-	-		0.120	
12.500	0.000	0.000	0.000		5.01	-	-	0.000	0.000	0.000		5.03	-	-			0.000	0.000	0.000		0.001	-	-	0.000	0.000	0.000		0.001	-	-		0.125	
13.000	0.000	0.000	0.000		4.52	-	-	0.000	0.000	0.000		4.54	-	-			0.000	0.000	0.000		0.001	-	-	0.000	0.000	0.000		0.002	-	-		0.130	
13.500	0.000	0.000	0.000		4.02	-	-	0.000	0.000	0.000		4.04	-	-			0.000	0.000	0.000		0.001	-	-	0.000	0.000	0.000		0.005	-	-		0.135	
14.000	0.000	0.000	0.000		3.52	-	-	0.000	0.000	0.000		3.55	-	-			0.000	0.000	0.000		0.001	-	-	0.000	0.000	0.000		0.013	-	-		0.140	
14.500	0.000	0.000	0.000		3.02	-	-	0.000	0.000	0.000		3.07	-	-			0.000	0.000	0.000		0.003	-	-	0.000	0.000	0.000		0.032	-	-		0.145	
15.000	0.000	0.000	0.000		2.53	-	-	0.000	0.000	0.000		2.61	-	-			0.000	0.000	0.000		0.012	-	-	0.000	0.000	0.000		0.066	-	-		0.150	
15.500	0.000	0.000	0.000		2.05	-	-	0.000	0.000	0.000		2.17	-	-			0.000	0.000	0.000		0.035	-	-	0.000	0.000	0.000		0.125	-	-		0.155	
16.000	0.000	0.000	0.000		1.60	-	-	0.000	0.000	0.000		1.76	-	-			0.000	0.000	0.000		0.082	-	-	0.000	0.000	0.000		0.217	-	-		0.160	
16.500	0.000	0.000	0.000		1.20	-	-	0.000	0.000	0.000		1.39	-	-			0.000	0.000	0.000		0.177	-	30	0.000	0.000	0.000		0.350	-	-		0.165	
17.000	0.000	0.000	0.000		0.847	-	45	0.000	0.000	0.000		1.07	-	-			0.000	0.000	0.000		0.328	-	-	0.000	0.000	0.000		0.529	-	-		0.170	
17.500	0.000	0.000	0.000		0.562	-	2	0.000	0.000	0.000		0.802	-	-			0.000	0.000	0.000		0.543	-	-	0.000	0.000	0.000		0.758	-	-		0.175	
18.000	0.000	0.000	0.000		0.356	-	-	0.000	0.000	0.000		0.587	-	1			0.000	0.000	0.000		0.838	-	-	0.000	0.000	0.000		1.04	-	-		0.180	
18.500	0.000	0.000	0.000		0.212	-	17	0.000	0.000	0.000		0.419	-	2			0.000	0.000	0.000		1.19	-	-	0.000	0.000	0.000		1.38	-	-		0.185	
19.000	0.000	0.000	0.000		0.117	-	9	0.000	0.000	0.000		0.290	-	-			0.000	0.000	0.000		1.60	-	-	0.000	0.000	0.000		1.75	-	-		0.190	
19.500	0.000	0.000	0.000		0.060	-	5	0.000	0.000	0.000		0.195	-	-			0.000	0.000	0.000		2.04	-	-	0.000	0.000	0.000		2.15	-	-		0.195	
20.000	0.000	0.000	0.000		0.029	-	-	0.000	0.000	0.000		0.126	-	-			0.000	0.000	0.000		2.52	-	-	0.000	0.000	0.000		2.59	-	-		0.200	
21.000	0.000	0.000	0.000		0.005	-	-	0.000	0.000	0.000		0.050	-	-			0.000	0.000	0.000		3.50	-	-	0.000	0.000	0.000		3.52	-	-		0.210	
22.000	0.000	0.000	0.000		0.001	-	-	0.000	0.000	0.000		0.017	-	-			0.000	0.000	0.000		4.50	-	-	0.000	0.000	0.000		4.50	-	-		0.220	
23.000	0.000	0.000	0.000		0.003	-	-	0.000	0.000	0.000		0.006	-	-			0.000	0.000	0.000		5.50	-	-	0.000	0.000	0.000		5.50	-	-		0.230	
24.000	0.000	0.000	0.000		0.001	-	-	0.000	0.000	0.000		0.002	-	-			0.000	0.000	0.000		6.50	-	-	0.000	0.000	0.000		6.50	-	-		0.240	
25.000	0.000	0.000	0.000		0.001	-	-	0.000	0.000	0.000		0.001	-	-			0.000	0.000	0.000		7.50	-	-	0.000	0.000	0.000		7.50	-	-		0.250	
26.000	0.000	0.000	0.000		0.001	-	-	0.000	0.000	0.000		0.002	-	-			0.000	0.000	0.000		8.50	-	-	0.000	0.000	0.000		8.50	-	-		0.260	
27.000	0.000	0.000	0.000		0.001	-	-	0.000	0.000	0.000		0.001	-	-			0.000	0.000	0.000		9.50	-	-	0.000	0.000	0.000		9.50	-	-		0.270	
28.000	0.000	0.000	0.000		0.001	-	-	0.000	0.000	0.000		0.001	-	-			0.000	0.000	0.000		10.50	-	-	0.000	0.000	0.000		10.50	-	-		0.280	
29.000	0.000	0.000	0.000		0.001	-	-										0.000	0.000	0.000		11.50	-	-									0.290	
30.000	0.000	0.000	0.000		0.001	-	-										0.000	0.000	0.000		12.50	-	-									0.300	

PPC (CR)

(Contract Size: 100 Securities, Exercise Style: American, Physical Delivery)

	Call Options														Put Options																				
	April 2026							May 2026							Other Months		April 2026							May 2026							Other Months				
Exercise Price	Open price	Price max	Price min	Last price	Closing price	Volume	Open Interest	Open price	Price max	Price min	Last price	Closing price	Volume	Open Interest	Volume	Open Interest	Open price	Price max	Price min	Last price	Closing price	Volume	Open Interest	Open price	Price max	Price min	Last price	Closing price	Volume	Open Interest	Volume	Open Interest	Exercise Price		
Totals:						0	78						0	3	0	0						0	30						0	0	0	0			
Number of Trades:							0						0			0						0.00						0			0				

Lending Products	Underlying Title	Multilateral Transactions[1]					Bilateral Transactions[2]		Stock Borrowing through OTC (volume)[3]
		Open Interest[5]	Volume(Offered)	Average Weighted	Transactions volume	Average Weighted	Transactions Volume	Average Weighted	Transactions Volume
ADMIEBOR	ADMIE (IPTO) HOLDING S.A. (CR)	1,000	---	---	---	---	---	5,269,021	
AEGNBOR	AEGEAN AIRLINES (CR)	---	---	---	---	---	---	474,472	
AKTRBOR	AKTOR S.A. HOLDING CO. (CR)	---	---	---	---	---	---	618,808	
ALWNBOR	Allwyn AG (CR)	24,969	---	---	---	---	---	9,106,293	
ALPHABOR	ALPHA BANK (CR)	8,000	---	---	---	---	---	185,066,793	
AETFBOR	ALPHA ETF FTSE Athex Large Cap	---	---	---	---	---	---	2,000	
AEMBOR	ALTER EGO MEDIA (CR)	---	---	---	---	---	---	---	
AIABOR	ATHENS INTL AIRPORT (CR)	12,927	---	---	---	5,000	1.00%	310,145	
ACAGBOR	AUSTRIACARD (CB)	---	---	---	---	---	---	962	
OTOELBOR	AUTOHELLAS SA (CR)	7,400	---	---	---	---	---	73,715	
AVAXBOR	AVAX S.A. (CR)	7,900	---	---	---	---	---	640,198	
BYLOTBOR	BALLY'S INTRALOT (CR)	---	---	---	---	---	---	34,544,394	
BOCHGRBOR	BANK OF CYPRUS (CR)	---	---	---	---	---	---	496,645	
EEEBOR	CC HBC AG (CR)	1,160	---	---	---	9,000	1.00%	101,080	
CENERBOR	CENERGY HOLDINGS (CB)	16,272	---	---	---	---	---	1,389,907	
CREDIABOR	CrediaBank (CR)	6,321	---	---	379	5.49%	---	276,240	
DIMANDBOR	DIMAND (CR)	---	---	---	---	---	---	12,342	
ELLAKTORBOR	ELLAKTOR (CR)	54,732	---	---	---	---	---	168,677	
ELHABOR	ELVALHALCOR (CR)	11,714	---	---	---	---	---	489,658	
EUROBBOR	EUROBANK (CR)	5,598	---	---	---	---	---	120,884,707	
EYDAPBOR	EYDAP S.A. (CR)	---	---	---	---	---	---	353,219	
FOYRKBOR	FOURLIS (CR)	2,500	---	---	---	---	---	106,523	
GEKTERNABOR	GEK TERNA (CR)	12,566	---	---	---	---	---	1,231,982	
SARBOR	GR. SARANTIS S.A. (CR)	3,508	---	---	---	1,000	1.00%	118,245	
EXAEBOR	HELLENIC EXCHANGES-A.S.E. (CR)	13,456	---	---	953	5.43%	---	339,370	
ELPEBOR	HELLENIQ ENERGY (CR)	58,000	---	---	---	---	---	722,700	
INTEKBOR	IDEAL HOLDINGS (CR)	---	---	---	---	---	---	45,787	
INTRKBOR	INTRACOM HOLDINGS (CR)	---	---	---	---	---	---	234,903	
BELABOR	JUMBO SA (CR)	---	---	---	---	---	---	937,839	
KRIBOR	KRI-KRI S.A. (CR)	2,999	---	---	---	---	---	---	
LAMDABOR	LAMDA DEVELOPMENT SA (CR)	---	---	---	---	---	---	232,385	

## Stock Lending Notes

[1] - Multilateral contracts Lending or Borrowing as per Methods 8-1, 8-2 and 8-3-3 (According to ATHEX BoD Resolution No.17)

[2] - Bilateral Contracts Lending or Borrowing as per Methods 8-3-1 and 8-3-2 & Contracts as per Method 4 (According to ATHEX BoD Resolution No.20)

[3] - The information concerning OTC Stock Borrowing Transactions is based on the statements of the Dematerialised Securities System (DSS) operators involved and refers to volumes that have been registered up until the previous working day.

[4] - Average Price (Volume weighted)

[5] - The Data concerning Open Interest before the start of trading session

Lending Products	Underlying Title	Open Interest[5]	Multilateral Transactions[1]				Bilateral Transactions[2]		Stock Borrowing through OTC (volume)[3]
			Volume(Offered)	Average Weighted	Transactions volume	Average Weighted	Transactions Volume	Average Weighted	Transactions Volume
MTLNBOR	METLEN PLC (CR)	16,990	---	---	---	---	---	1,256,113	
MIGBOR	MIG (CR)	1,495	---	---	---	---	---	39,913	
MOHBOR	MOTOR OIL (CR)	18,279	---	---	---	---	---	723,382	
ETEBOR	NATIONAL BANK (CR)	56,465	---	---	---	---	---	23,576,118	
NOVALBOR	NOVAL PROPERTY REIC (CR)	---	---	---	---	---	---	---	
OPTIMABOR	OPTIMA BANK (CR)	200	---	---	---	---	---	5,143,132	
HTOBOR	OTE (CR)	2,500	---	---	---	8,000	1.00%	4,071,180	
PPABOR	P.P.A. S.A. (CR)	4,500	---	---	---	---	---	86,154	
TPEIRBOR	PIRAEUS BANK (CR)	3,000	---	---	---	---	---	10,568,441	
PPCBOR	PPC (CR)	50,370	---	---	5,000	3.72%	---	10,083,871	
PROFBOR	PROFILE SA (CR)	---	---	---	---	---	---	47,549	
QLCOBOR	QUALCO GROUP (CR)	---	---	---	---	---	---	979,194	
QUESTBOR	QUEST HOLDINGS (CR)	4,191	---	---	---	---	---	49,696	
TITCBOR	TITAN (CB)	5,481	---	---	---	2,000	1.00%	116,246	
OLTHBOR	TPA SA (CR)	---	---	---	---	---	---	750	
TRESTATESBOR	TRADE ESTATES REIC (CR)	---	---	---	---	---	---	---	
VIOBOR	VIOHALCO SA/IV (CB)	---	---	---	---	---	---	---	

## Stock Lending Notes

[1] - Multilateral contracts Lending or Borrowing as per Methods 8-1, 8-2 and 8-3-3 (According to ATHEX BoD Resolution No.17)

[2] - Bilateral Contracts Lending or Borrowing as per Methods 8-3-1 and 8-3-2 & Contracts as per Method 4 (According to ATHEX BoD Resolution No.20)

[3] - The information concerning OTC Stock Borrowing Transactions is based on the statements of the Dematerialised Securities System (DSS) operators involved and refers to volumes that have been registered up until the previous working day.

[4] - Average Price (Volume weighted)

[5] - The Data concerning Open Interest before the start of trading session

## Sectors codification for listed companies

12003 -	ETF	10101010	Computer Services
10101015	Software	10102030	Computer Hardware
15101010	Telecommunications Equipment	15102015	Telecommunications Services
20101010	Health Care Facilities	20102010	Medical Equipment
20103015	Pharmaceuticals	30101010	Banks
30202000	Diversified Financial Services	30202010	Asset Managers & Custodians
30202015	Investment Services	30204000	Closed End Investments
30302010	Full Line Insurance	30302015	Insurance Brokers
30302025	Property and Casualty Insurance	35101010	Real Estate Holding and Development
35101015	Real Estate Services	35102000	Diversified REITs
35102045	Retail REITs.	40202015	Household Furnishings
40202020	Household Appliance	40203040	Electronic Entertainment
40204020	Clothing & Accessories	40301010	Entertainment
40301030	Publishing	40301035	Radio & TV Broadcasters
40401010	Diversified Retailers	40401020	Apparel Retailers
40401025	Home Improvement Retailers	40401030	Specialty Retailers
40501010	Airlines	40501015	Travel & Tourism
40501020	Casinos & Gambling	40501025	Hotels & Motels
45101015	Distillers & Vintners	45101020	Soft Drinks
45102010	Farming Fishing Ranching & Plantations	45102020	Food Products
45103010	Tobacco	45201010	Food Retailers & Wholesalers
45201020	Personal Products	50101010	Construction
50101020	Building Roof/Wallboard and Plumbing	50101030	Cement
50101035	Building Materials: Other	50202010	Electrical Components
50203015	Plastics	50203030	Containers & Packaging
50204000	Machinery: Industrial	50204020	Machinery: Construction & Handling
50205010	Industrial Suppliers	50205020	Back Office Support HR & Consulting
50205030	Forms & Bulk Printing Services	50206015	Commercial Vehicles & Parts
50206030	Marine Transportation	50206060	Transportation Services
55101000	Diversified Materials	55101020	Textile Products
55102000	General Mining	55102010	Iron & Steel
55102015	Metal Fabricating	55102035	Aluminum
60101020	Oil Refining and Marketing	65101010	Alternative Electricity
65101015	Conventional Electricity	65102000	Multi-Utilities
65102030	Water		

# ATHEXGROUP

Athens Exchange Group

Λεωφ. Αθηνών 110 | 104 42 Αθήνα  
110 Athinon Ave | 104 42 Athens GR  
T +30 210 3366 800  
[www.athexgroup.gr](http://www.athexgroup.gr)