

26

Ημερήσιο Δελτίο  
Συναλλακτικής Δραστηριότητας

Daily Official List  
of Trading Activity



**Disclaimer:**

Hellenic Exchanges-Athens Stock Exchange S.A endeavours to ensure that the data and other material ("Information") presented on the Daily Official List are accurate and complete, but it is not liable for any errors or omissions of data or /and for the accuracy, credibility, updating and completeness of the aforesaid information nor it has any liability arising directly or indirectly from the use of the above Information.

The Company is not liable for the accuracy of the data included in listed companies' announcements. Only the sender of such an announcement is fully and solely liable for any infringement of third party's rights from the content of such announcement. All contents of the Daily Official List are provided only for information purposes and do not constitute investment advice or solicitation to invest in securities or other products listed for trading on the Exchange.

You acknowledge and agree that the Company is the owner of any property rights related to any Information appearing on the Daily Official List including intellectual property rights copyright, trademarks, etc.

The above data are a property of the Hellenic Exchanges-Athens Exchange and are copyright protected. Users are forbidden to reproduce, modify, copy, sale, transmit or redistribute, by all reproduction means and methods, part or the whole of the above data, without reference to their source.

The commercial exploitation of these data is, also, forbidden by third parties. Hellenic Exchanges-Athens Exchange does not carry any responsibility, direct or indirect, derived from usage or accidental alteration of the above data when used by third parties.

---

**Hellenic Exchanges – Athens Stock Exchange S.A.**

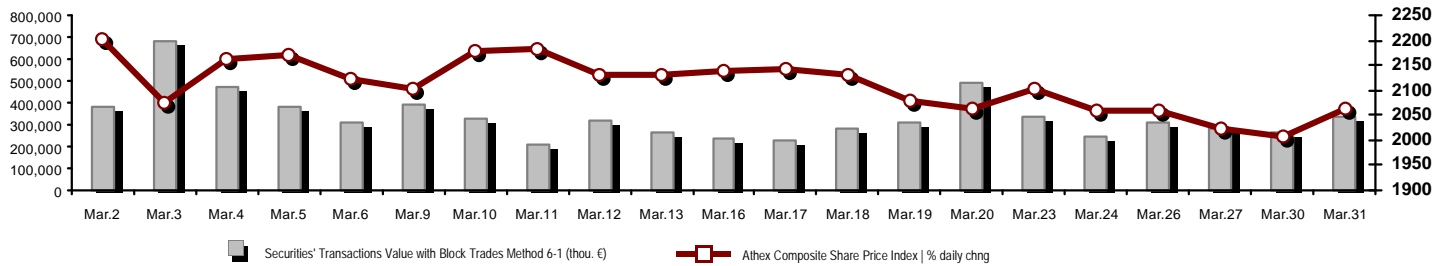
110 Athinon Ave., 10442 Athens, Tel: (210) 33.66.800, Fax: (210) 32.13.938

[www.athexgroup.gr](http://www.athexgroup.gr)

---

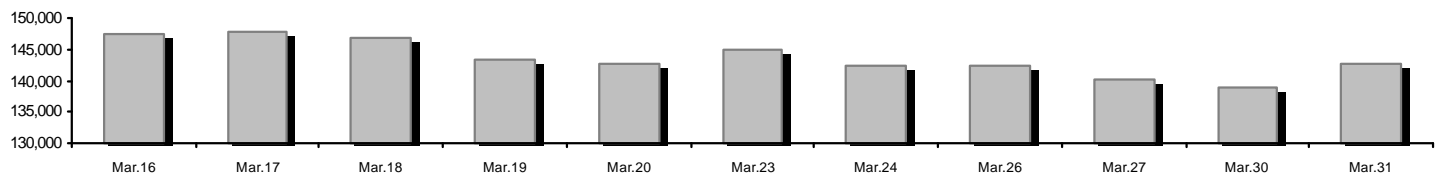
Summary of Markets

Athex Composite Share Price Index vs Shares and Derivatives Transactions Value

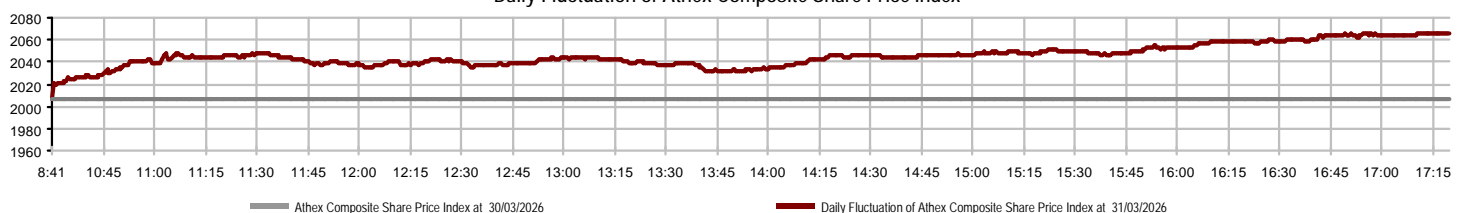


Athex Capitalisation (mill. €) **: 142,632.07	Derivatives Total Open Interest: 1,656,128
Daily change: mill. €   %: 3,845.25 2.77%	in Index Futures   % daily chng: 9,324 0.28%
Yearly Avg Capitalisation: mill. €   % chng prev year Avg: 152,596.44 19.50%	in Stock Futures   % daily chng: 1,640,115 0.13%
Athex Composite Share Price Index   % daily chng: 2,065.04 2.90%	in Index Options   % daily chng: 2,988 1.74%
Athex Composite Share Price Index Capitalisation (mill. €): 133,464.80	in Stock Options   % daily chng: 3,701 0.54%
Daily change (mill. €): 3,713.89	
Securities' Transactions Value with Block Trades Method 6-1 (t): 337,680.33	Derivatives Contracts Volume: 33,069
Daily change: %: 78,277.90 30.18%	Daily change: pieces   %: 9,437 39.93%
YtD Avg Trans. Value: thou. €   % chng prev year Avg: 370,063.25 71.26%	YtD Avg Derivatives Contracts % chng prev year Avg: 92,906 61.35%
Blocks Transactions Value of Method 6-1 (thou. €): 21,065.24	Derivatives Trades Number: 2,332
Blocks Transactions Value of Method 6-2 & 6-3 (thou. €): 0.00	Daily change: number   %: 526 29.13%
Bonds Transactions Value (thou.€): 1,517.52	YtD Avg Trades number % chng prev year Avg: 3,108 40.52%
Securities' Transactions Volume with Block Trades Method 6-1 (tho): 55,290.97	Lending Total Open Interest: 420,825
Daily change: thou. pieces   %: 9,199.54 19.96%	Daily change: pieces   %: 6,332 1.53%
YtD Avg Volume: % chng prev year Avg: 56,840.01 36.35%	Lending Volume (Multilateral/Bilateral): 10,054
Blocks Transactions Volume of Method 6-1 (thou. Pieces): 4,108.60	Daily change: pieces   %: -21,278
Blocks Transactions Volume of Method 6-2 & 6-3 (thou. Pieces): 0.00	Multilateral Lending: 9,054
Bonds Transactions Volume: 1,527,000	Bilateral Lending: 1,000
Securities' Trades Number with Block Trades Method 6-1: 75,235	Lending Trades Number: 14
Daily change: number   %: 4,537 6.42%	Daily change: %: -10
YtD Avg Trades number % chng prev year Avg: 76,527 52.73%	Multilateral Lending Trades Number: 13
Number of Blocks Method 6-1: 19	Bilateral Lending Trades Number: 1
Number of Blocks Method 6-2 & 6-3: 0	
Number of Bonds Transactions: 278	

Athex Capitalisation (mill. €) \*\*



Daily Fluctuation of Athex Composite Share Price Index



## Athex Indices

Index name	31/03/2026	30/03/2026	pts.	%	Min	Max	Year min	Year max	Year change
Athex Composite Share Price Index	2,065.04 #	2,006.93	58.11	2.90%	2,006.93	2,065.72	1,998.09	2,407.09	-2.63% €
Athex Composite Index Total Return Index	4,074.74 #	3,960.07	114.67	2.90%	3,960.07	4,076.08	3,942.63	4,745.66	-2.52% €
Athex ESG Index	2,445.69 #	2,373.82	71.87	3.03%	2,373.82	2,446.51	2,361.87	2,867.98	-2.26% €
ATHEX Small Cap Price Index	2,267.57 #	2,235.67	31.90	1.43%	2,233.07	2,267.57	2,193.29	2,627.20	-11.03% €
ATHEX EN.A. Growth Price Index	17,012.01 #	16,700.79	311.22	1.86%	16,668.75	17,041.19	16,564.67	20,788.55	-14.02% €
FTSE/Athex Large Cap	5,234.12 #	5,080.85	153.27	3.02%	5,080.85	5,237.18	5,057.48	6,153.73	-2.19% €
FTSE/Athex Mid Cap Index	2,595.00 #	2,527.19	67.81	2.68%	2,524.51	2,595.92	2,510.28	2,906.28	-8.14% €
FTSE/ATHEX High Dividend Yield Index	4,632.40 #	4,573.90	58.50	1.28%	4,573.90	4,659.91	4,495.63	5,149.57	-6.27% €
FTSE/Athex Market Index	1,235.99 #	1,198.76	37.23	3.11%	1,198.76	1,236.90	1,190.89	1,449.15	-1.99% €
FTSE/Athex Banks	2,289.81 #	2,179.95	109.86	5.04%	2,179.95	2,294.13	2,143.30	2,859.37	-0.18% €
FTSE/ATHEX TECHNOLOGY & TELECOMMUNICAT	6,220.47 #	6,164.33	56.14	0.91%	6,128.82	6,220.47	6,027.65	6,900.98	-8.18% €
FTSE/ATHEX HEALTH CARE	5,114.99 #	4,971.04	143.95	2.90%	4,971.04	5,117.39	4,884.62	6,137.55	0.67% #
FTSE/ATHEX FINANCIAL SERVICES	10,710.85 #	10,199.49	511.36	5.01%	10,199.49	10,730.96	10,029.11	13,356.35	-0.15% €
FTSE/ATHEX REAL ESTATE	5,153.54 #	5,098.50	55.04	1.08%	5,098.50	5,159.93	5,093.00	5,898.28	-8.24% €
FTSE/ATHEX CONSUMER DISCRETIONARY	4,505.91 #	4,474.96	30.95	0.69%	4,472.82	4,573.44	4,472.82	5,876.98	-22.85% €
FTSE/ATHEX CONSUMER STAPLES	9,309.74 #	9,264.55	45.19	0.49%	9,264.55	9,387.18	8,640.95	10,243.39	5.64% #
FTSE/ATHEX INDUSTRIALS	10,673.60 #	10,311.38	362.22	3.51%	10,311.38	10,674.25	10,051.45	12,182.07	6.19% #
FTSE/ATHEX BASIC MATERIALS	9,448.00 #	8,963.42	484.58	5.41%	8,944.46	9,476.97	8,778.94	11,861.41	-0.82% €
FTSE/ATHEX ENERGY & UTILITIES	6,529.52 #	6,405.57	123.95	1.94%	6,371.69	6,529.52	6,127.28	7,506.29	-5.06% €
Athex All Share Index	472.89 #	460.14	12.75	2.77%	472.89	472.89	460.14	542.74	-2.35% €
Hellenic Mid & Small Cap Index	2,853.88 #	2,788.29	65.59	2.35%	2,788.29	2,854.65	2,761.30	3,115.91	-1.43% €
FTSE/Athex Large Cap Total Return	9,374.87 #	9,100.35	274.52	3.02%			9,100.35	11,012.64	-2.08% €
FTSE/Athex Mid Cap Total Return	3,723.20 #	3,625.91	97.29	2.68%			3,625.91	4,168.37	-8.14% €
MSCI GREECE REBASED	8,149.69 #	7,833.82	315.87	4.03%	7,833.82	8,164.13	7,755.87	10,138.65	-4.84% €
Hellenic Corporate Bond Index	143.30 #	143.28	0.01	0.01%			143.28	145.27	-0.74% €
Hellenic Corporate Bond Price Index	92.37 €	92.39	-0.02	-0.02%			92.37	93.97	-1.66% €

Note 1: FTSE/Med 100, Hellenic Corporate Bond Price Index and Hellenic Corporate Bond Index closing prices refer to the previous trading day of 27/03/2026.

Note 2: The Hellenic Mid & Small Cap Index is a Customized index calculated by the Athens Exchange.

## Analytic Figures for Athex Market's Boards and Categories

	Total Traded Securities	Main Market	Surveillance	Exchange Traded Funds (ETFs)
Totals	126	125	0	1
Gain / Lose / Same:	92 / 19 / 15	91 / 19 / 15	0 / 0 / 0	1 / 0 / 0
Athex Capitalisation (mill. €) **	142,632.07	142,629.25	2.83	
Daily Average Trans/ons Value(thou.€)	370,063.25	369,976.89	6.26	491.32
Transactions Value	337,680.33	337,550.40	0.00	129.93
Main Board:	316,615.09	316,485.16	0.00	129.93
Blocks Board 6_2_3:	21,065.24	21,065.24	0.00	0.00
Forced Sales Board:	0.00	0.00	0.00	0.00
Special Terms Board:	0.00	0.00	0.00	0.00
Daily Average Transactions Volume	56,840,006	56,873,396	6,507	8,679
Transactions Volume	55,290,973	55,288,488	0	2,485
Main Board:	51,182,374	51,179,889	0	2,485
Blocks Board 6_2_3:	4,108,599	4,108,599	0	0
Forced Sales Board:	0	0	0	0
Special Terms Board:	0	0	0	0
Daily Average Number of Trades	76,527	76,346	13	170
Number of Trades	75,235	75,106	0	129
Main Board:	75,216	75,087	0	129
Blocks Board 6_2_3:	19	19	0	0
Forced Sales Board:	0	0	0	0
Special Terms Board:	0	0	0	0

## Trading Details by Athex Sectors and Financial Instruments (ETFs)

Code	Sectors	Gain / Lose / Same	Number of Trades	Transactions Volume	Transactions Value	% of Total Trans. Value
3010	- Banks	7 / 1 / 0	33,403	43,585,196	215,687,709.92	63.87%
5510	- Basic Resources	9 / 2 / 0	1,848	395,763	2,977,044.72	0.88%
5010	- Construction & Materials	8 / 3 / 1	5,166	1,103,216	11,945,465.97	3.54%
4020	- Consumer Products & Services	3 / 1 / 0	53	14,296	4,909.76	0.00%
6010	- Energy	3 / 1 / 0	5,268	774,960	16,808,623.92	4.98%
12000	- Financial Instruments	1 / 0 / 0	129	2,485	129,926.88	0.04%
3020	- Financial Services	4 / 1 / 0	232	71,281	514,575.30	0.15%
4510	- Food Beverage & Tobacco	5 / 0 / 0	428	47,618	1,617,126.30	0.48%
2010	- Health Care	3 / 0 / 0	219	132,821	158,501.66	0.05%
5020	- Industrial Goods & Services	13 / 1 / 5	2,657	453,394	5,074,721.38	1.50%
3030	- Insurance	1 / 0 / 1	114	42,601	95,627.53	0.03%
4030	- Media	2 / 0 / 1	509	112,261	478,378.10	0.14%
4520	- Personal Care, Drug & Grocery Stores	2 / 0 / 0	382	75,936	996,518.50	0.30%
3510	- Real Estate	6 / 1 / 5	1,717	503,422	2,136,768.64	0.63%
4040	- Retail	6 / 3 / 1	4,759	853,884	14,005,326.29	4.15%
1010	- Technology	11 / 0 / 1	1,475	1,441,586	7,042,699.68	2.09%
1510	- Telecommunications	0 / 2 / 0	1,855	528,006	8,620,208.04	2.55%
4050	- Travel & Leisure	5 / 1 / 0	5,710	3,560,166	15,120,853.96	4.48%
6510	- Utilities	3 / 2 / 0	9,311	1,592,081	34,265,341.70	10.15%

## Top 10 best &amp; worst performing Shares

## Main Market

With positive Price change	Closing price	change	With negative Price change	Closing price	change
REAL CONSULTING (CR)	5.5	10.66% #	NAKAS MUSIC	3.46	-2.81% €
BALLY'S INTRALOT (CR)	0.917	8.65% #	ELINOIL S.A. (CR)	2.14	-2.73% €
VIOHALCO SA/NV (CB)	12.64	7.48% #	Allwyn AG (CR)	13.09	-1.58% €
ILYDA S.A. (CR)	4.27	7.02% #	OTE (CR)	16.32	-1.09% €
CENERGY HOLDINGS (CB)	18.92	6.77% #	THESSALONIKA WATER & SEWERAGE	3.72	-1.06% €
ALPHA BANK (CR)	3.17	6.73% #	FOURLIS (CR)	4.39	-0.90% €
ALPHA TRUST HOLDINGS (CR)	18.4	6.67% #	DOMIKI KRITIS SA (CR)	1.93	-0.77% €
EUROBANK (CR)	3.408	6.33% #	BANK OF GREECE (CR)	15	-0.66% €
ORILINA PROPERTIES REIC (CR)	0.814	5.71% #	MOTODYNAMICS S.A. (CR)	2.41	-0.41% €
PIRAEUS BANK (CR)	6.986	5.37% #	EYDAP S.A. (CR)	9	-0.33% €
With the highest Transactions Value	Value (thou. €)	change	With the highest Transactions Volume	Volume	change
PIRAEUS BANK (CR)	59,259.76	5.37% #	EUROBANK (CR)	15,746,932	6.33% #
EUROBANK (CR)	52,736.05	6.33% #	ALPHA BANK (CR)	12,795,424	6.73% #
NATIONAL BANK (CR)	48,544.86	4.21% #	PIRAEUS BANK (CR)	8,562,181	5.37% #
ALPHA BANK (CR)	39,791.71	6.73% #	NATIONAL BANK (CR)	3,686,656	4.21% #
METLEN PLC (CR)	20,515.88	2.26% #	BALLY'S INTRALOT (CR)	2,463,250	8.65% #
MOTOR OIL (CR)	12,721.96	1.65% #	BANK OF CYPRUS (CR)	1,226,278	2.45% #
JUMBO SA (CR)	12,636.32	0.09% #	CrediaBank (CR)	1,121,634	3.30% #
PPC (CR)	12,149.59	2.10% #	REAL CONSULTING (CR)	1,114,410	10.66% #
Allwyn AG (CR)	11,954.75	-1.58% €	Allwyn AG (CR)	906,781	-1.58% €
BANK OF CYPRUS (CR)	10,221.48	2.45% #	PPC (CR)	683,297	2.10% #

Note: Stocks that are not included in the "Under Supervision" category, and the transactions value is more than 10,000 €.

## Derivatives Summary

	Number of Trades	Volume	Open Interest
Index Futures	265	1,086	9,324
FTSE/Athex Banks	7	7	3,003
FTSE/Athex Large Cap	258	1,079	6,321
MSCI GREECE REBASED	0	0	0
Stock Futures	2,035	31,674	1,640,115
ADMIE (IPTO) HOLDING S.A. (CR)	0	0	8,536
AEGEAN AIRLINES (CR)	19	36	2,585
AKTOR S.A. HOLDING CO. (CR)	17	602	95,068
Allwyn AG (CR)	39	123	5,264
ALPHA BANK (CR)	446	7,052	58,087
ATHENS INTL AIRPORT (CR)	5	25	211
AUTOHELLAS SA (CR)	0	0	122
AVAX S.A. (CR)	16	43	2,047
BALLY'S INTRALOT (CR)	122	5,993	1,249,319
BANK OF CYPRUS (CR)	7	111	893
CC HBC AG (CR)	5	13	85
CENERGY HOLDINGS (CB)	30	123	3,737
CrediaBank (CR)	272	9,894	25,491
ELLAKTOR (CR)	1	20	1,487
ELVALHALCOR (CR)	12	53	2,851
EUROBANK (CR)	133	1,505	28,443
EYDAP S.A. (CR)	19	59	12,680
FOURLIS (CR)	37	250	4,343
GEK TERNA (CR)	10	20	5,840
HELLENIC EXCHANGES-A.S.E. (CR)	0	0	367
HELLENIQ ENERGY (CR)	34	112	4,475
INTRACOM HOLDINGS (CR)	107	252	10,538
JUMBO SA (CR)	18	211	3,729
LAMDA DEVELOPMENT SA (CR)	35	114	17,880
METLEN PLC (CR)	133	1,010	11,530
MIG (CR)	0	0	143
MOTOR OIL (CR)	3	3	231
NATIONAL BANK (CR)	138	437	12,013
OPTIMA BANK (CR)	20	97	412
OTE (CR)	3	4	998
P.P.A. S.A. (CR)	0	0	46
PIRAEUS BANK (CR)	241	3,149	49,897
PPC (CR)	44	194	17,877
QUEST HOLDINGS (CR)	1	2	206
TITAN (CB)	11	21	334
VIOHALCO SA/NV (CB)	57	146	2,350
Index Options	27	249	2,988
FTSE/Athex Large Cap	27	249	2,988
Stock Options	5	60	3,701
Allwyn AG (CR)	1	15	470
ALPHA BANK (CR)	2	24	60
NATIONAL BANK (CR)	0	0	424
OTE (CR)	1	1	136
PIRAEUS BANK (CR)	1	20	2,500
PPC (CR)	0	0	111
<b>Total Derivatives Traded</b>	<b>2,332</b>	<b>33,069</b>	<b>1,656,128</b>

Number of Outstanding Securities	Nominal Value	Dividends [1]			Date of Last Coupon		Note	Shares	Closing price	% change	Previous closing price/date	Open price	Price min	Price max	Last price	Avg price	Last Bid [7]	Last Ask [7]	P/E after tax	Year	Volume	Trades	Transactions Value[8]	Company Mkt Value (thou. €)	Year low	Year high	Sector[4]		
2023	2024	2025	Dividend [2]	Right																									
358,603,478	0.300	1.6123	1.4029	0.5	03/11/2025	25/06/2024	---	Allwyn AG (CR)	13.09	-1.58	€	13.3	30/03/2026	13.45	13.09	13.63	13.09	13.184	6754@13.08	100@13.10	---	---	906,781	3,474	11,954,749.83	4,694,119.53	13.09	19.03	40501020
2,315,261,358	0.290	0.026	0.0303	0.0485	01/12/2025	18/04/2017	---	ALPHA BANK (CR)	3.17	6.73	#	2.97	30/03/2026	3.04	3.017	3.18	3.17	3.11	34611@3.17	10@3.18	---	---	12,795,424	8,243	39,791,710.57	7,339,378.50	2.95	4.489	30101010
58,492,542	1.00	---	0.1	---	23/06/2025	27/01/2025	---	ALTER EGO MEDIA (CR)	5.04	2.86	#	4.9	30/03/2026	4.998	4.95	5.04	5.04	4.985	36@5.00	30@5.05	---	---	94,330	469	470,242.34	294,802.41	4.9	6.425	40301035
36,353,868	1.00	0.1	0.11	---	01/07/2025	21/08/2023	---	AUSTRIACARD (CB)	6.68	1.83	#	6.56	30/03/2026	6.55	6.52	6.73	6.68	6.62	100@6.62	36@6.68	---	---	26,058	142	172,500.32	242,843.84	6.04	8.28	10101010
1,867,802,694	0.300	---	---	---	30/05/2013	10/10/2023	---	BALLY'S INTRALOT (CR)	0.917	8.65	#	0.844	30/03/2026	0.844	0.844	0.928	0.917	0.893	23369@0.917	14076@0.919	---	---	2,463,250	1,268	2,200,817.71	1,712,775.07	0.822	1.1	40501020
435,686,031	0.100	---	0.48	0.2	22/09/2025	23/09/2024	---	BANK OF CYPRUS (CR)	8.36	2.45	#	8.16	30/03/2026	8.24	8.16	8.48	8.36	8.335	7471@8.34	5000@8.40	---	---	1,226,278	1,456	10,221,481.56	3,642,335.22	7.94	9.84	30101010
212,384,903	0.08	0.14	---	---	24/06/2025	07/12/2016	---	CENERGY HOLDINGS (CB)	18.92	6.77	#	17.72	30/03/2026	17.54	17.54	18.92	18.92	18.463	54@18.60	342@18.94	---	---	204,033	1,185	3,767,085.58	4,018,322.36	15.12	22.35	50202010
373,239,562	6.70	0.93	1.03	---	29/05/2025	29/04/2013	---	CC HBC AG (CR)	48.72	0.25	#	48.6	30/03/2026	49.08	48.72	49.92	48.72	49.416	70@48.72	258@49.56	---	---	21,761	243	1,075,344.888	184,231.46	42.5	55.75	45101020
3,631,510,801	0.220	0.0933	0.105	0.0468	06/11/2025	20/05/2019	---	EUROBANK (CR)	3.408	6.33	#	3.205	30/03/2026	3.27	3.247	3.41	3.408	3.349	2000@3.39	25@3.41	---	---	15,746,932	7,652	52,736,049.06	2,376,188.81	3.162	4.392	30101010
51,889,670	1.00	0.12	0.15	---	27/06/2025	23/07/2019	---	FOURLIS (CR)	4.39	-0.90	€	4.43	30/03/2026	4.43	4.39	4.47	4.39	4.419	100@4.39	499@4.46	---	---	78,644	384	347,507.39	227,795.65	4.04	4.725	40401010
305,635,185	2.18	0.9	0.75	0.2	19/01/2026	01/10/2003	---	HELLENIQ ENERGY (CR)	9.87	2.28	#	9.65	30/03/2026	9.65	9.65	10.03	9.87	9.894	164@9.86	70@9.88	---	---	406,717	2,025	4,024,119.51	3,016,619.28	8.4	10.4	60101020
56,003,921	1.55	---	---	---	30/08/1993	29/01/2026	---	IDEAL HOLDINGS (CR)	5.69	2.71	#	5.54	30/03/2026	5.54	5.54	5.69	5.69	5.597	38@5.63	792@5.69	---	---	32,654	134	182,763.78	318,662.31	5.3	6.71	10102030
83,600,000	0.690	0.0504	0.1209	---	22/09/2025	02/07/2024	---	INTRACOM HOLDINGS (CR)	2.845	4.98	#	2.71	30/03/2026	2.73	2.73	2.85	2.845	2.81	669@2.84	1695@2.85	---	---	60,628	331	170,392.59	237,842.00	2.685	3.85	10101010
134,365,561	0.880	1.4726	0.5063	---	23/03/2026	05/03/2014	---	JUMBO SA (CR)	21.98	0.09	#	21.96	30/03/2026	22.32	21.84	22.5	21.98	22.044	1256@21.96	2718@22.20	---	---	573,221	3,796	12,636,317.18	2,953,355.03	21.82	28.7	40401010
176,736,715	0.300	---	---	---	30/05/2007	27/11/2019	---	LAMDA DEVELOPMENT SA (CR)	5.98	1.70	#	5.88	30/03/2026	5.9	5.86	5.99	5.98	5.912	484@5.96	1145@5.98	---	---	243,289	1,071	1,438,330.62	1,056,885.56	5.85	7.76	35101010
143,022,980	1.00	---	---	---	04/08/2025	---	---	METLEN PLC (CR)	33.44	2.26	#	32.7	30/03/2026	32.94	32.1	33.44	33.44	32.788	40@33.30	29@33.46	---	---	625,705	4,792	20,515,881.74	4,782,688.45	31.9	47.68	65102000
31,400,000	0.400	---	---	---	26/04/2007	10/05/2023	---	MIG (CR)	3.04	0.66	#	3.02	30/03/2026	3.03	3.03	3.04	3.04	3.03	230@3.03	70@3.04	---	---	2,638	40	7,993.52	95,456.00	2.82	3.85	30202000
126,502,434	0.500	0.0304	0.0302	---	15/05/2025	28/07/2021	---	PREMIA (CR)	1.312	0.92	#	1.3	30/03/2026	1.3	1.3	1.316	1.312	1.309	1000@1.30	2040@1.31	---	---	77,411	211	101,307.12	165,971.19	1.236	1.49	35102000
70,029,804	1.00	---	---	---	15/05/2025	---	---	QUALCO GROUP (CR)	5.88	1.47	#	5.795	30/03/2026	5.8	5.79	5.88	5.88	5.835	180@5.86	243@5.88	---	---	40,773	115	237,899.76	411,775.25	5.08	6.73	10101015
78,325,475	0.85	3	---	---	30/06/2025	23/07/2019	---	TITAN (CB)	45	2.62	#	43.85	30/03/2026	44.1	43.8	45.1	45	44.829	397@44.95	304@45.00	---	---	53,217	940	2,385,646.45	3,524,646.38	42.6	59	50101030
259,189,761	0.12	0.16	---	---	24/06/2025	26/02/2016	---	VIOHALCO SA/NV (CB)	12.64	7.48	#	11.76	30/03/2026	11.64	11.42	12.64	12.64	12.182	1540@12.64	110@12.68	---	---	182,624	883	2,224,666.00	3,276,158.58	11.4	15.78	55102015
148,321,516	0.300	0.03	0.07	---	02/09/2025	22/01/2020	---	AVAX S.A. (CR)	2.89	2.85	#	2.81	30/03/2026	2.81	2.81	2.905	2.89	2.855	20@2.89	254@2.91	---	---	258,345	607	737,548.58	428,649.18	2.79	3.645	50101010
232,000,000	2.12	0.0582	0.1207	0.1207	25/09/2025	19/06/2017	---	ADMIE (IPTO) HOLDING S.A. (CR)	2.81	0.54	#	2.795	30/03/2026	2.83	2.785	2.83	2.81	2.811	400@2.80	3082@2.82	---	2024	140,019	298	393,559.54	651,920.00	2.76	3.125	65101015
90,167,100	0.500	0.7515	0.8041	---	20/05/2025	24/05/2021	---	AEGEAN AIRLINES (CR)	11.8	2.61	#	11.5	30/03/2026	11.9	11.54	11.9	11.8	11.694	445@11.70	14@11.82	---	---	68,845	718	805,070.62	1,063,971.78	10.8	15.36	40501010
204,002,463	0.300	---	---	---	12/08/2008	07/01/2025	---	AKTOR S.A. HOLDING CO. (CR)	9.85	5.35	#	9.35	30/03/2026	9.26	9.25	9.85	9.85	9.606	172@9.84	30@9.86	---	---	205,011	771	1,969,392.89	2,009,424.26	9.25	11.7	50101010
103,423,291	0.570	---	0.4134	---	25/06/2025	28/08/2024	---	GEK TERNA (CR)	33.86	3.99	#	32.56	30/03/2026	32.56	32.36	33.96	33.86	33.479	547@33.88	514@33.92	---	---	185,172	2,002	6,199,465.92	3,501,912.63	25.28	37.58	50101010
369,270,000	2.48	0.25	0.4	---	21/07/2025	12/12/2001	---	PPC (CR)	17.96	2.10	#	17.59	30/03/2026	17.59	17.35	18.04	17.96	17.781	2271@17.96	400@17.98	---	---	683,297	3,416	12,149,591.09	6,632,089.20	16.28	20.56	65101015
309,544,087	1.00	0.33	0.7862	---	23/04/2025	07/02/2024	---	ATHENS INTL AIRPORT (CR)	10.5	0.58	#	10.44	30/03/2026	10.64	10.35	10.64	10.5	10.496	100@10.40	9430@10.50	---	2025	76,474	745	802,701.71	3,250,212.91	9.92	12	50206060
914,715,153	1.00	0.3643	0.4442	0.221	10/11/2025	29/08/2018	---	NATIONAL BANK (CR)	13.235	4.21	#	12.7	30/03/2026	12.75	12.71	13.345	13.235	13.168	23084@13.23	15352@13.26	---	---	3,686,656	5,719	48,544,856.74	12,106,255.05	12.06	16.005	30101010
27,728,682	0.260	(0.06)	0.065	---	14/07/2025	24/07/2024	---	EKTER SA (CR)	3.425	3.79	#	3.3	30/03/2026	3.28	3.28	3.43	3.425	3.38	600@3.41	600@3.43	---	---	113,452	352	383,447.78	94,970.74	3.28	4.59	50101010
375,241,586	0.390	0.04	0.0901	---	26/06/2025	14/07/2006	---	ELVALHALCOR (CR)	3.505	4.01	#	3.37	30/03/2026	3.4	3.4	3.54	3.505	3.477	1296@3.50	6012@3.54	---	---	161,882	708	562,908.88	1,315,221.76	3.21	5.07	55102015
348,192,005	0.040	---	---	0.5029	22/12/2025	24/03/2025	---	ELLAKTOR (CR)	1.2	0.67	#	1.192	30/03/2026	1.22	1.192	1.22	1.2	1.206	719@1.20	1000@1.21	---	---	152,218	247	183,580.57	417,830.41	1.134	1.516	50101010
60,348,000	0.420	0.2504	0.3025	---	23/06/2025	04/08/2021	---	HELLENIC EXCHANGES-A.S.E. (CR)	7	0.58	#	6.96	30/03/2026	7	6.96	7.03	7	7.001	23521@7.00	160@7.02	---	---	57,819	84	404,802.52	422,436.00	5.72	7.26	30202015
106,500,000	0.600	0.1	0.07	---	22/07/2025	13/09/2021	---	EYDAP S.A. (CR)	9	-0.33	€	9.03	30/03/2026	8.91	8.91	9.16	9	9.02	1000@8.90	136@9.05	---	---	127,005	713	1,145,588.85	958,500.00	7.02	9.56	65102030
114,32																													

Number of Outstanding Securities	Nominal Value	Dividends [1]			Date of Last Coupon		Note	Shares	Closing price	% change	Previous closing price/date	Open price	Price min	Price max	Last price	Avg price	Last Bid [7]	Last Ask [7]	P/E after tax	Year	Volume	Trades	Transactions Value[8]	Company Mkt Value (thou. €)	Year low	Year high	Sector[4]	
2023	2024	2025	Dividend [2]	Right																								
221,322,426	1.15	(0.1467)	(0.19)	---	23/06/2025	09/07/2025	---	OPTIMA BANK (CR)	8.5	2.16 #	8.32	30/03/2026	8.48	8.39	8.55	8.5	8.495	257@8.46	5245@8.50	---	---	433,080	1,341	3,679,052.19	1,881,240.62	7.59	10.1	30101010
1,235,953,028	0.930	0.0632	---	---	10/07/2024	03/06/2025	---	PIRAEUS BANK (CR)	6.986	5.37 #	6.63	30/03/2026	6.68	6.678	7.048	6.986	6.921	4665@6.97	29908@6.99	---	---	8,562,181	8,100	59,259,763.10	8,634,367.85	6.53	8.99	30101010

## Main Market - Medium Liquidity Class

13,126,020	0.660	0.1376	0.1713	---	16/12/2025	04/09/2020	---	AS COMPANY SA (CR)	3.82	1.87 #	3.75	30/03/2026	3.74	3.74	3.82	3.82	3.772	500@3.78	304@3.82	---	---	9,336	16	35,216.32	50,141.40	3.62	4.17	40401030
14,000,000	1.95	0.26	0.5	---	24/06/2025	26/03/2024	---	ALPHA REAL ESTATE (CR)	7.08	---	7.08	30/03/2026	7.1	7.06	7.1	7.1	7.092	600@7.10	150@7.26	---	---	2,898	51	20,551.44	99,120.00	6.94	7.58	35101015
3,150,744	0.360	0.563	0.5842	---	27/05/2025	02/06/2020	---	ALPHA TRUST HOLDINGS (CR)	18.4	6.67 #	17.25	30/03/2026	17.25	17.25	18.4	18.4	17.96	10@18.20	85@18.40	---	---	1,682	28	30,208.70	57,973.69	11.9	18.4	30202010
48,624,764	0.080	0.7	0.85	---	10/04/2025	05/12/2022	---	AUTOHELLAS SA (CR)	10.86	---	10.86	30/03/2026	11	10.72	11.02	10.86	10.855	250@10.84	2588@10.86	---	---	22,727	291	246,705.24	528,064.94	10.68	13.44	40401030
178,157,803	0.040	---	---	---	01/07/2008	21/02/2020	---	AVE (CR)	0.464	3.80 #	0.447	30/03/2026	0.445	0.444	0.465	0.464	0.451	300@0.447	970@0.464	---	---	17,881	36	8,070.76	82,665.22	0.423	0.49	40301010
47,149,827	2.10	---	0.135	0.08	05/11/2025	27/12/2024	---	BRIQ PROPERTIES (CR)	2.96	---	2.96	30/03/2026	3	2.95	3.02	2.96	2.981	3605@2.96	1000@2.99	---	---	53,243	86	158,708.83	139,563.49	2.86	3.12	35102000
101,123,806	0.360	---	---	---	22/07/2010	28/06/2011	---	CENTRIC HOLDINGS (CR)	0.3	2.74 #	0.292	30/03/2026	0.3	0.291	0.302	0.3	0.297	199@0.294	27775@0.300	---	---	12,813	43	3,809.15	30,337.14	0.29	0.42	40203040
784,500	10.00	0.5008	0.4	0.15	02/12/2025	31/07/2018	---	CNL CAPITAL (CR)	6.65	-0.75 (E)	6.7	30/03/2026	6.65	6.65	6.65	6.65	6.65	100@6.60	100@6.70	---	2024	50	1	332.50	5,216.93	6.3	7.6	30202010
10,567,700	0.300	---	---	---	06/10/2005	13/02/2002	---	CPI SA (CR)	0.479	3.01 #	0.465	30/03/2026	0.457	0.445	0.48	0.479	0.456	1000@0.460	537@0.479	---	---	12,314	33	5,616.71	5,061.93	0.442	0.646	10102030
1,618,012,407	0.050	---	---	---	04/06/2008	16/10/2024	---	CrediaBank (CR)	1.126	3.30 #	1.09	30/03/2026	1.09	1.07	1.15	1.126	1.123	2263@1.12	4650@1.13	---	---	1,121,634	823	1,259,138.30	1,821,881.97	1.03	1.722	30101010
18,680,300	0.050	---	---	---	06/07/2022	---	---	DIMAND (CR)	12.05	---	12.05	30/03/2026	12	11.9	12.25	12.05	12.019	200@11.60	500@12.05	---	---	17,692	64	212,633.55	225,097.62	10.95	13.5	35101010
15,333,480	0.100	---	0.04	---	07/07/2025	02/02/2026	---	E.I.N.S. (CR)	1.482	3.64 #	1.43	30/03/2026	1.444	1.43	1.486	1.482	1.462	260@1.47	4234@1.48	---	---	71,247	147	104,151.58	22,724.22	1.38	2.115	50205020
121,168,897	0.040	---	---	---	07/07/2010	16/01/2024	5160	FRIGOGLASS SA (CR)	0.331	1.22 #	0.327	30/03/2026	0.32	0.31	0.334	0.331	0.319	100@0.329	390@0.331	---	2024	30,011	46	9,573.45	40,106.90	0.291	0.5	50204000
169,043,561	0.300	---	0.02	---	17/07/2025	28/11/2022	---	LAVIPHARM SA (CR)	1.12	3.70 #	1.08	30/03/2026	1.108	1.092	1.13	1.12	1.112	14252@1.12	50@1.13	---	---	115,953	155	128,987.06	189,328.79	0.937	1.458	20103015
4,740,000	0.860	---	---	---	14/03/2003	---	---	LOGISMOS S.A. (CR)	2.08	---	2.08	30/03/2026	2.08	2.08	2.08	2.08	2.08	500@1.97	50@2.02	---	2024	750	2	1,560.00	9,859.20	1.96	2.58	10101015
17,120,280	0.940	0.12	0.3	---	26/05/2025	26/06/2023	---	LOULIS FOOD (CR)	3.64	2.54 #	3.55	30/03/2026	3.63	3.62	3.65	3.65	3.64	150@3.50	10@3.65	---	---	230	4	837.10	62,317.82	3.42	4.1	45102020
4,419,616	1.58	0.06	0.13	---	07/07/2025	04/03/2015	---	MEDICON S.A (CR)	2.47	3.35 #	2.39	30/03/2026	2.33	2.32	2.47	2.47	2.328	40@2.37	4000@2.46	---	---	1,520	4	3,538.40	10,916.45	2.32	2.75	20102010
468,700	2.8	2.4	---	---	12/06/2025	21/05/2004	---	MERMEREN KOMB. A.D. PR. (GDR)	32.2	-5.29 (E)	34	30/03/2026	32.2	32	32.8	32.8	32.125	144@31.80	18@33.40	---	2024	293	7	9,412.60	15,092.14	31	36.2	55102000
10,500,000	0.950	0.15	0.25	---	04/07/2025	21/07/2023	---	MEVACO SA (CR)	9	4.65 #	8.6	30/03/2026	8.6	8.4	9	9	8.505	350@8.50	1@9.00	---	2024	3,574	36	30,397.55	94,500.00	8.3	9.85	55102015
153,908,095	0.870	0.0229	0.0248	---	11/09/2025	02/08/2024	---	ORILINA PROPERTIES REIC (CR)	0.814	5.71 #	0.77	30/03/2026	0.8	0.79	0.814	0.8	0.794	980@0.800	7000@0.812	---	---	20,769	42	16,495.87	125,281.19	0.77	0.886	35102000
14,101,683	0.100	0.0526	0.1091	---	03/06/2025	02/11/2021	---	PERFORMANCE TECHNOLOGIES (CR)	7.14	2.88 #	6.94	30/03/2026	6.99	6.96	7.14	7.14	7.008	1@7.09	155@7.14	---	---	11,274	47	79,011.04	100,686.02	6.62	8.92	10101010
24,823,934	0.230	0.049	0.0647	---	01/07/2025	08/06/2022	---	PROFILE SA (CR)	6.87	1.63 #	6.76	30/03/2026	6.74	6.72	6.95	6.87	6.837	5000@6.85	180@6.95	---	---	29,007	117	198,307.55	170,540.43	6	8.12	10101010
35,377,749	0.280	---	---	---	18/07/2005	22/12/2025	---	QUALITY & RELIABILITY SA (CR)	1.136	4.22 #	1.09	30/03/2026	1.09	1.09	1.136	1.136	1.121	300@1.13	2038@1.14	---	---	72,223	190	80,927.10	40,189.12	1	1.43	10101010
107,222,688	0.440	0.22	0.3	---	23/06/2025	16/03/2022	---	QUEST HOLDINGS (CR)	6.25	0.32 #	6.23	30/03/2026	6.18	6.09	6.25	6.25	6.206	530@6.10	1753@6.25	---	---	25,080	102	155,634.85	670,141.80	6.07	7.22	10101010
30,703,824	0.400	0.04	0.0509	---	19/08/2025	06/08/2021	---	REAL CONSULTING (CR)	5.5	10.66 #	4.97	30/03/2026	5	4.99	5.54	5.5	5.105	500@5.30	2250@5.50	---	---	1,114,410	138	5,689,304.60	168,871.03	4.95	6.56	10101010
6,456,530	1.08	0.16	0.15	---	21/07/2025	02/08/2010	---	SPACE HELLAS SA (CR)	6.16	-0.32 (E)	6.18	30/03/2026	6.18	6.08	6.18	6.16	6.114	800@6.08	99@6.16	---	---	546	14	3,338.20	39,772.22	6	8.48	15101010
121,132,042	1.60	0.08	0.1	0.0651	30/12/2025	10/11/2023	---	TRADE ESTATES REIC (CR)	1.885	0.27 #	1.88	30/03/2026	1.895	1.88	1.925	1.88	1.903	9650@1.88	2620@1.90	---	---	54,624	68	103,958.26	228,333.90	1.81	2.02	35102045
17,190,046	0.300	---	---	---	16/11/1992	09/10/2025	---	UNIBIOS (CR)	2.54	4.53 #	2.43	30/03/2026	2.47	2.42	2.54	2.54	2.487	1@2.53	450@2.54	---	---	12,677	52	31,523.28	43,662.72	2.13	2.97	50204000
7,595,160	0.600	---	---	---	10/09/2019	18/08/2010	---	YKNOT (CR)	1.15	3.14 #	1.115	30/03/2026	1.1	1.095	1.18	1.15	1.137	3@1.13	5967@1.15	---	---	114,971	204	130,778.66	8,734.43	1.015	2.41	40501015
32,413,681	0.370	---	---	---	15/07/2009	11/05/2000	---	ALUMIL (CR)	5.48	4.98 #	5.22	30/03/2026	5.28	5.22	5.48	5.48	5.309	1000@5.46	500@5.50	---	---	20,837	77	110,628.22	177,626.97	5	6.88	55102035
3,734,164	3.44	0.4954	0.5896	---	14/10/2025	19/07/2022	---	ANDROMEDA SA (CR)	7.86	1.29 #	7.76	30/03/2026	7.78	7.74	7.92	7.92	7.835	81@7.92	500@7.96	---	2025	9,092	79	71,238.06	29,350.53	7.58	9.1	30204000
15,300,000	0.300	---	0.01	---	09/10/2025	13/12/1999	---	ATTICA PUBLICATIONS SA (CR)	1.3	---	1.3	30/03/2026	1.3	1.3	1.3	1.3	1.3	100@1.26	374@1.30	---	---	50	4	65.00	19,890.00	1.17	1.44	40301030
23,986,500	1.00	---	---	---	26/06/2009	25/08/2025	---	BIOKARPET S.A.(CR)	1.55	3.68 #	1.495	30/03/2026	1.525	1.52	1.55	1.55	1.532	30@1.53	670@1.55	---	---	14,050	27	21,519.25	37,179.08	1.45	2.06	50101035
6,325,000	0.600	0.145	0.07	---	28/07/2025	17/02/2014	---	VOYATZOGLOU (CR)	2.04	---	2.04	30/03/2026	2.04	2.04	2.04													

## Daily Official List

Year: 147 Trading Day No: 60

## Section 2: Analytic Figures of Shares Transactions

Tuesday, 31 March, 2026

Number of Outstanding Securities	Nominal Value	Dividends [1]			Date of Last Coupon		Note	Shares	Closing price	% change	Previous closing price/date	Open price	Price min	Price max	Last price	Avg price	Last Bid [7]	Last Ask [7]	P/E after tax	Year	Volume	Trades	Transactions Value[8]	Company Mkt Value (thou. €)	Year low	Year high	Sector[4]	
		2023	2024	2025	Dividend [2]	Right																						
15,878,748	0.480	---	---	---	10/07/2006	22/03/2004	---	DOMIKI KRITIS SA (CR)	1.93	-0.77	€ 1.945	30/03/2026	1.93	1.9	1.955	1.93	1.934	3932@1.93	1500@1.96	---	---	18,190	56	35,183.61	30,645.98	1.89	2.65	50101010
34,720,000	0.310	---	---	---	16/06/2010	01/08/2007	---	DROMEAS SA (CR)	0.318	2.91	# 0.309	30/03/2026	0.311	0.311	0.318	0.318	0.315	500@0.307	700@0.318	---	---	733	5	230.81	11,040.96	0.308	0.39	40202015
13,673,200	0.420	0.05	0.05	---	19/08/2025	26/07/2001	---	EVROFARMA (CR)	3.43	2.69	# 3.34	30/03/2026	3.47	3.32	3.47	3.43	3.364	55@3.30	199@3.43	---	---	1,418	25	4,770.27	46,899.08	3.02	4.07	45102020
18,146,007	1.00	---	---	---	23/08/2023	10/09/2010	---	ELASTRON (CR)	2.12	1.43	# 2.09	30/03/2026	2.12	2.07	2.12	2.12	2.099	161@2.09	1103@2.12	---	---	5,452	23	11,445.27	38,469.53	2.02	2.65	55102010
3,307,500	0.210	0.4	0.4	---	23/10/2025	30/11/2022	---	ELVE SA (CR)	5.2	1.96	# 5.1	30/03/2026	5.2	5.2	5.2	5.2	5.2	61@5.00	179@5.20	---	2024	100	1	520.00	17,199.00	5	5.8	40204020
23,828,130	0.500	0.108	0.1366	---	14/07/2025	17/02/2009	---	ELINOIL S.A. (CR)	2.14	-2.73	€ 2.2	30/03/2026	2.2	2.14	2.2	2.14	2.15	790@2.14	200@2.19	---	---	20,586	26	44,260.20	50,992.20	2.11	2.59	60101020
19,864,886	5.60	0.672	0.672	---	23/04/2025	02/07/2008	---	BANK OF GREECE (CR)	15	-0.66	€ 15.1	30/03/2026	15	15	15.2	15	15.038	95@15.05	6@15.15	---	2025	13,011	69	195,658.40	297,973.29	14.8	17.5	30101010
26,730,187	0.520	---	0.07	---	09/07/2025	01/08/2017	---	ELTON SA (CR)	1.735	4.52	# 1.66	30/03/2026	1.67	1.67	1.74	1.735	1.684	500@1.69	1100@1.72	---	---	7,326	22	12,335.48	46,376.87	1.62	2.22	50205010
36,300,000	1.12	0.0276	0.055	---	01/07/2025	12/12/2007	---	THESSALONIKA WATER & SEWERAGE	3.72	-1.06	€ 3.76	30/03/2026	3.78	3.72	3.84	3.72	3.782	2250@3.71	999@3.79	---	---	16,055	92	60,720.48	135,036.00	3.4	4.02	65102030
143,352,325	0.260	---	---	---	29/08/2022	28/04/2025	---	EVROPI HOLDINGS S.A. (CR)	1.85	---	~ 1.85	30/03/2026	1.865	1.82	1.89	1.85	1.85	1589@1.85	100@1.88	---	---	38,224	74	70,714.39	265,201.80	1.77	2.34	30302025
86,735,980	0.310	0.02	---	---	22/07/2024	07/09/2023	---	ATHENS MEDICAL CENTER SA (CR)	1.7	1.49	# 1.675	30/03/2026	1.695	1.67	1.71	1.7	1.692	50@1.68	1285@1.70	---	---	15,348	60	25,976.20	147,451.17	1.565	2.07	20101010
14,111,198	0.450	(0.0133)	0.07	---	31/07/2025	09/01/2025	---	ILYDA S.A. (CR)	4.27	7.02	# 3.99	30/03/2026	4	4	4.27	4.27	4.19	200@4.17	200@4.28	---	2024	16,415	124	68,781.38	60,254.82	3.74	5.52	10101015
45,417,399	0.100	---	---	---	25/07/2008	02/04/2024	---	INTERWOOD-XYLEMPORIA (CR)	0.208	-0.95	€ 0.21	30/03/2026	0.211	0.207	0.211	0.209	0.208	2300@0.207	1053@0.209	---	---	31,340	24	6,526.46	11,343.59	0.201	0.274	50101020
18,567,912	0.590	0.16	0.201	---	02/07/2025	26/01/2021	---	INTERLIFE G.C.I.(CR)	5.76	1.77	# 5.66	30/03/2026	5.66	5.64	5.76	5.76	5.692	1@5.66	1163@5.76	---	2024	4,377	40	24,913.14	106,951.17	5.56	6.98	30302015
8,424,900	0.500	---	---	---	12/07/2010	04/07/2019	---	INTERTECH SA (CR)	1.225	-0.41	€ 1.23	30/03/2026	1.235	1.22	1.235	1.225	1.226	500@0.890	550@1.23	---	2024	791	7	969.98	10,320.50	0.99	1.5	50205010
19,804,134	0.150	---	---	---	01/07/2004	06/11/2017	---	KEKROPS SA (CR)	1.59	-0.63	€ 1.6	30/03/2026	1.6	1.57	1.62	1.59	1.599	599@1.58	97@1.60	---	2024	5,866	30	9,379.00	31,488.57	1.53	2.35	35101010
11,510,102	0.890	---	---	---	24/06/2005	06/10/1999	---	NAFPAKTOS TEXTILE (CR)	1.355	2.65	# 1.32	30/03/2026	1.325	1.26	1.355	1.355	1.288	205@1.32	410@1.36	---	---	13,967	49	17,987.21	15,596.19	1.26	1.69	55101020
21,224,340	0.420	---	---	---	06/09/2022	25/04/2006	---	KORDELLOS BROS SA (CR)	0.417	2.96	# 0.405	30/03/2026	0.405	0.405	0.418	0.417	0.416	1000@0.401	285@0.417	---	2024	788	10	327.78	8,850.55	0.366	0.554	55102010
33,065,136	0.380	0.3506	0.4007	---	21/08/2025	16/09/2013	---	KRI-KRI S.A. (CR)	21.4	0.23	# 21.35	30/03/2026	21.35	21.15	21.6	21.4	21.354	251@21.10	2216@21.60	---	2024	24,155	144	515,806.05	707,593.91	19.18	24.65	45102020
6,200,000	0.500	---	---	---	22/06/2010	01/11/1995	---	MINERVA KNITWEAR (CR)	0.53	-2.93	€ 0.546	30/03/2026	0.538	0.53	0.54	0.53	0.538	250@0.526	150@0.538	---	---	650	4	349.80	3,286.00	0.473	0.772	40204020
5,939,268	0.620	---	---	---	10/07/2003	03/01/2002	---	LANAKAM SA (CR)	1.27	0.79	# 1.26	30/03/2026	1.28	1.23	1.29	1.27	1.261	50@1.22	127@1.27	---	---	230	12	289.99	7,542.87	0.96	1.43	40401020
9,819,370	0.500	---	---	---	14/08/2007	09/01/2004	---	MATHIOS REFRACTORY SA (CR)	0.59	-6.35	€ 0.63	30/03/2026	0.635	0.59	0.645	0.59	0.607	137@0.590	95@0.640	---	---	1,255	13	762.30	5,793.43	0.59	0.97	55101000
30,150,000	0.360	0.122	0.1335	---	17/06/2025	25/04/2019	---	MOTODYNAMICS S.A. (CR)	2.41	-0.41	€ 2.42	30/03/2026	2.42	2.35	2.44	2.41	2.406	1982@2.37	198@2.40	---	---	25,119	77	60,439.37	72,661.50	2.23	2.7	40401030
6,340,000	0.600	0.2	0.23	0.23	09/12/2025	11/01/2024	---	NAKAS MUSIC	3.46	-2.81	€ 3.56	30/03/2026	3.32	3.26	3.54	3.46	3.394	16@3.42	35@3.50	---	---	3,239	58	10,993.38	21,936.40	3.24	3.92	40401030
126,431,958	2.50	0.025	0.043	---	03/06/2025	05/06/2024	---	NOVAL PROPERTY REIC (CR)	2.55	0.39	# 2.54	30/03/2026	2.51	2.51	2.58	2.54	2.537	794@2.54	549@2.55	---	2025	21,152	49	53,654.72	322,401.49	2.51	2.92	35102045
10,080,000	3.00	1.3	2	---	16/05/2025	27/08/2001	---	TPA SA (CR)	34.4	2.38	# 33.6	30/03/2026	33.6	33.2	34.4	34.4	33.609	15@33.90	69@34.40	---	---	1,316	30	44,229.60	346,752.00	33.2	38.8	50206060
25,000,000	2.00	1.336	1.92	---	04/08/2025	08/08/2003	---	P.P.A. S.A. (CR)	36.2	---	~ 36.2	30/03/2026	36.45	35.6	36.6	36.2	36.138	275@36.15	216@36.20	---	2024	3,775	194	136,419.50	905,000.00	35.4	41.1	50206060
68,926,799	0.240	---	---	---	07/07/2023	---	---	ONYX TOURISTIKI S.A. (CR)	1.4	1.82	# 1.375	30/03/2026	1.385	1.37	1.4	1.4	1.386	150@1.38	778@1.40	---	---	16,970	44	23,517.45	96,497.52	1.33	2.22	40401020
4,971,466	1.46	---	---	---	04/07/2007	08/10/2003	---	PAIRIS SA (CR)	0.832	0.48	# 0.828	30/03/2026	0.858	0.82	0.858	0.82	0.832	500@0.790	500@0.816	---	---	37	4	30.80	4,136.26	0.73	0.984	50203030
27,098,594	0.540	0.0702	0.0605	0.0404	07/10/2025	14/01/2021	---	PAPOUTSANIS (CR)	3.41	0.29	# 3.4	30/03/2026	3.43	3.41	3.46	3.41	3.442	600@3.40	485@3.47	---	2025	6,125	52	21,085.04	92,406.21	3.32	4.06	45201020
7,070,400	0.930	0.8645	0.3242	---	11/07/2025	06/05/2016	---	PETROPOULOS PETROS (CR)	7.98	1.79	# 7.84	30/03/2026	7.94	7.92	8	7.98	7.97	80@7.94	1770@7.98	---	---	4,060	22	32,360.00	56,421.79	7.84	8.98	50206015
43,741,452	0.660	0.2388	0.2391	0.07	19/01/2026	01/11/1999	---	THRACE PLASTICS SA (CR)	3.69	1.24	# 3.645	30/03/2026	3.64	3.64	3.725	3.69	3.694	675@3.69	509@3.72	---	---	22,605	100	83,494.79	161,405.96	3.55	4.535	50203015
24,319,250	0.300	---	---	---	09/07/2002	04/07/2007	5165	PROODEFTIKH SA (CR)	0.33	3.13	# 0.32	30/03/2026	0.32	0.312	0.332	0.33	0.327	3880@0.326	1630@0.332	---	---	11,520	17	3,762.40	8,025.35	0.312	0.5	50101010
21,912,599	0.300	0.0485	0.0483	---	29/04/2025	23/02/2007	---	REVOIL (CR)	1.6	0.63	# 1.59	30/03/2026	1.595	1.57	1.6	1.6	1.598	3050@1.57	1526@1.60	---	---	11,441	51	18,286.17	35,060.16	1.535	1.86	60101020
13,582,223	1.35	---	---	---	24/06/2008	02/02/2016	---	SIDMA STEEL (CR)	1.495	1.01	# 1.48	30/03/2026	1.495	1.495	1.495	1.495	1.495	100@1.42	500@1.53	---	---	20	1	29.90	20,305.42	1.455	2.12	55102010
40,693,350	5.00	---	---	---	03/07/2006	26/05/2015	---	TECHNICAL OLYMPIC SA (CR)	2.22	---	~ 2.22	30/03/2026	2.17	2.17	2.22	2.22	2.187	900@2.18	357@2.22	---	---	4,7						

Number of Outstanding Securities	Nominal Value	Dividends [1]			Date of Last Coupon		Note	Shares	Closing price	% change	Previous closing price/date	Open price	Price min	Price max	Last price	Avg price	Last Bid [7]	Last Ask [7]	P/E after tax	Year	Volume	Trades	Transactions Value[8]	Company Mkt Value (thou. €)	Year low	Year high	Sector[4]	
		2023	2024	2025	Dividend [2]	Right																						
243,164,193	0.300	0.07	0.07	---	12/09/2025	05/12/2023	---	ATTICA HOLDINGS (CR)	1.54	0.98 #	1.525	30/03/2026	1.51	1.51	1.57	1.54	1.541	180@1.53	249@1.55	---	---	5,876	39	9,056.14	374,472.86	1.5	2.06	40501015
11,943,624	0.540	0.15	0.165	---	01/07/2025	30/08/2019	---	FLEXOPACK SA (CR)	7.9	---	7.9	30/03/2026	7.5	7.5	7.5	7.5	98@7.50	2@7.85	---	---	2	1	15.00	94,354.63	7.4	8.6	50203030	
244,737,498	0.500	0.02	0.03	0.04	26/03/2026	28/12/2023	---	TRASTOR REAL EST. INV. CO.(CR)	1.2	2.56 #	1.17	30/03/2026	1.17	1.16	1.22	1.2	1.179	550@1.17	112@1.22	---	2025	3,088	25	3,641.33	293,685.00	1.15	1.38	35102000
18,810,000	0.400	0.0381	0.0591	---	20/10/2025	14/11/2007	---	VARVERIS - MODA BAGNO SA (CR)	5.98	2.75 #	5.82	30/03/2026	5.82	5.74	5.98	5.98	5.602	69@5.88	254@5.98	---	---	100,540	12	563,188.40	112,483.80	5.16	6.14	40401025
3,417,600	0.100	0.016	---	---	04/07/2024	02/04/2024	---	INTERWOOD-XYLEMPORIA (PR)	0.555	---	0.555	30/03/2026	0.605	0.55	0.605	0.55	0.554	400@0.555	45@0.600	---	---	604	4	334.85	11,343.59	0.4	0.64	50101020
2,760,000	11.83	12.4	14	---	30/05/2025	16/07/1990	---	KARELIA (CR)	380	0.53 #	378	30/03/2026	376	376	380	380	377.185	5@376.00	15@382.00	---	---	54	12	20,368.00	1,048,800.00	354	382	45103010
21,364,000	1.12	---	---	---	21/08/2023	08/03/2023	---	LAMPASA HOTEL SA (CR)	47	1.29 #	46.4	30/03/2026	45.6	45.6	47	47	46.007	73@46.80	357@47.00	---	---	443	7	20,381.00	1,004,108.00	42.2	47	40501025
38,566,614	0.700	---	---	---	21/07/2008	07/07/2025	---	MOUZAKIS (CR)	0.58	---	0.58	30/03/2026	---	---	---	---	300@0.560	120@0.580	---	---	---	---	---	22,368.64	0.55	0.69	55101020	
42,500,000	1.00	0.0383	0.0538	0.1673	21/11/2025	13/09/2023	---	MPL KEDROS (CR)	4.35	---	4.35	30/03/2026	4.35	4.35	4.35	4.35	4.35	400@4.30	200@4.37	---	---	901	10	3,919.35	184,875.00	4.23	4.4	35102000
27,379,200	0.980	0.5001	0.52	---	25/08/2025	29/08/2022	---	CRETE PLASTICS SA (CR)	14	---	14	30/03/2026	13.4	13.4	13.4	13.4	13.4	600@13.40	106@14.10	---	---	1	1	13.40	383,308.80	13.2	15.9	50203015
255,494,534	2.71	0.247	0.705	0.216	15/12/2025	30/09/2021	---	PRODEA (CR)	5.7	---	5.7	30/03/2026	5.75	5.6	5.75	5.6	5.701	909@5.60	500@5.70	---	---	2,489	10	14,188.55	1,456,318.84	5.2	6.1	35102000
4,181,450	0.500	---	---	---	21/08/2000	05/03/2002	---	FLOUR MILLS SARANTOPOULOS SA	1.46	---	1.46	30/03/2026	---	---	---	---	520@1.32	713@1.59	---	---	---	---	---	6,104.92	1.12	1.46	45102020	
1,011,000	1.00	---	---	---	01/07/2004	11/12/2012	5193	TRIA ALFA SA (CR)	4.86	---	4.86	30/03/2026	---	---	---	---	97@4.62	150@5.10	---	2024	---	---	---	4,913.46	4.64	7.5	55101020	

## Exchange Traded Funds (ETFs)

1,345,078	---	---	---	---	15/06/2016	---	---	ALPHA ETF FTSE Athex Large Cap	52.99	3.01 #	51.44	30/03/2026	51.88	51.88	52.99	52.99	52.284	3010@52.60	3000@52.98	---	---	2,485	129	129,926.88	---	51.03	66.71	12003
-----------	-----	-----	-----	-----	------------	-----	-----	--------------------------------	-------	--------	-------	------------	-------	-------	-------	-------	--------	------------	------------	-----	-----	-------	-----	------------	-----	-------	-------	-------

## Surveillance

8,321,682	0.670	---	---	---	17/08/2007	23/11/1999	---	N. LEVENTERIS (CR)	0.292	---	0.292	30/03/2026	---	---	---	---	---	---	8105@0.300	---	2024	---	---	---	2,825.31	0.252	0.32	55102010
2,160,524	0.670	---	---	---	03/12/2018	23/11/1999	---	N. LEVENTERIS (PR)	0.183	---	0.183	30/03/2026	---	---	---	---	---	---	---	---	2024	---	---	---	2,825.31	0.165	0.2	55102010

## Suspension Status

13,191,620	0.620	---	---	---	04/08/2010	09/09/2002	5232	YALCO - CONSTANTINOU (CR)	0.16	---	0.16	30/05/2025	---	---	---	---	---	---	26032@0.162	---	---	---	---	---	2,110.66	0.16	0.16	40202020
17,579,754	4.16	---	---	---	18/08/2006	02/08/2010	---	BIOTER SA (CR)	0.206	---	0.206	30/05/2025	---	---	---	---	---	---	---	---	---	---	---	---	3,621.43	0.206	0.206	50101010
3,961,300	1.28	---	---	---	29/06/2004	03/08/2000	5248	DUROS SA (CR)	0.25	---	0.25	24/04/2023	---	---	---	---	---	---	---	---	---	---	---	---	990.33	0.25	0.25	40204020
15,842,391	1.51	---	---	---	15/07/2009	12/05/2000	5141	BITROS HOLDING SA (CR)	0.51	---	0.51	30/05/2025	---	---	---	---	---	---	---	---	---	---	---	---	8,079.62	0.51	0.51	55102010
28,438,268	0.070	---	---	---	21/08/2006	24/11/1999	5253	SPIROY AGRICULTURE SA (CR)	0.138	---	0.138	30/05/2025	---	---	---	---	---	---	---	---	---	---	---	---	3,924.48	0.138	0.138	45102010

## Shares' Notes

Code	Note text
( )	- Adjusted dividends.
*	- Last adjusted closing price.
[1]	- Net dividends.
[2]	- The "Date of Last Coupon" for New listings refers to the date company's stocks started to trade in Athex
[3]	- The Company Market Value is referred to the number of outstanding shares
[4]	- Sectors codification can be found in Appendix A
[5]	- The Market Value refers to the total number of shares listed (including their several classes) in the exchange by the company.
[6]	- P/E greater than 100
[7]	- Last view of the Order Book before the end of the trading session
[8]	- All Blocks Methods' Transactions Value are included.
5141	- Transfer to the Surveillance Category as of 10/05/2017.
5160	- Transfer to the Surveillance Category as of 15/04/2016.
5165	- Transfer to the Surveillance Category as of 15/02/2018.
5193	- Transfer to the Surveillance Category as of 25/10/2018.
5232	- Transfer to the Under Surveillance Category from 08/04/2011.
5248	- Transfer to the Surveillance Category as of 06/09/20116.
5253	- Transfer to the Surveillance Category as of 14/5/2021.

Securities Blocks Details

Securities	Block Volume	Price	Block Trade Value	Time of approval	Note
REAL CONSULTING (CR)	614,765	5.10	3,135,301.50	10:30:35	20
REAL CONSULTING (CR)	274,671	5.10	1,400,822.10	10:31:06	20
REAL CONSULTING (CR)	190,564	5.10	971,876.40	10:31:35	20
ALPHA BANK (CR)	500,000	3.06	1,529,500.00	11:19:04	20
OPTIMA BANK (CR)	35,820	8.50	304,470.00	11:37:10	20
OPTIMA BANK (CR)	77,215	8.48	654,783.20	11:54:23	20
NATIONAL BANK (CR)	48,266	13.15	634,456.57	12:44:57	20
NATIONAL BANK (CR)	203,123	13.07	2,654,817.61	13:01:06	20
PIRAEUS BANK (CR)	390,832	6.85	2,676,417.54	13:02:11	20
BALLY'S INTRALOT (CR)	329,000	0.870	286,230.00	13:28:43	20
AKTOR S.A. HOLDING CO. (CR)	56,000	9.44	528,640.00	13:29:15	20
EUROBANK (CR)	169,316	3.30	558,573.48	14:00:58	20
VARVERIS - MODA BAGNO SA (CR)	100,000	5.60	560,000.00	14:09:04	20
GR. SARANTIS S.A. (CR)	10,000	13.92	139,200.00	15:33:03	20
EUROBANK (CR)	378,358	3.31	1,252,364.98	15:46:05	20
PIRAEUS BANK (CR)	300,000	6.88	2,064,000.00	16:01:47	20
OTE (CR)	21,814	16.34	356,331.69	16:52:52	20
EUROBANK (CR)	315,093	3.29	1,037,916.34	17:01:52	20
EUROBANK (CR)	93,762	3.41	319,540.90	17:13:39	20

Blocks Notes

- 9 - Method 6-1 / Special Fees
- 10 - Method 6-1 / Special Fees, SDS
- 14 - Method 6-3 / Settlement, Incomplete Buy and Sell
- 18 - Method 6-2 / SPOT 1
- 19 - Method 6-2 / SPOT 2
- 20 - Method 6-1 and Method 6-1 Same Day Settlement
- 21 - Other Pre-agreed

**Shares Rights Details**

Occured date	Exercise from	Exercise until	Trading until	Rights	Price min	Price max	Closing price	Last Bid	Last Ask	Volume	Trades	Transactions Value
--------------	---------------	----------------	---------------	--------	-----------	-----------	---------------	----------	----------	--------	--------	--------------------

No Rights Transactions.

---

Forced Sales Details

---

Securities	Category of Security	Transactions Volume	Number of Trades	Transactions Value	Note
------------	----------------------	------------------------	---------------------	-----------------------	------

---

No Forced Transactions.

---

---

Forced Sales Notes

---

- 1 - Compulsory Public Forced Sales
- 2 - Forced Sales of Fixed Registered Shares
- 3 - Forced Sales of Remaining Fractional Shares

## Exchange Traded Funds (ETFs) Characteristics

	Transactions Date (T)	Creation / Redemption	Units (T-1)	New Units (T-1)	Redemption Units (T-1)	Units (T) [1]	Fund Assets [2]	Net Unit Price	Dividend per Unit	Dividend Date
ALPHA ETF FTSE Athex Large Cap	31/03/2026	5,000	1,255,078	90,000	---	1,345,078	68,791,320.00	51.1430	1.15	01/07/2025

## ETFs Notes

[1] - Units (T) = Units (T-1) + New Units (T-1) - Redemption Units (T-1)

[2] - The Creation / Redemption Units of T-1 are included.

## Non Convertible Corporate Bonds - Regulated Market

Num Listed Bonds	Nominal price	Issue price	Today's Rate	Exp. Date	Duration (years)	Note	Coupon		Trading Unit	Corporate Bonds	Accrued Int.	Yield.T.Mat	Price min	Price max	Closing price	Previous closing price/date	Volume	Transactions Value	Last order		Date	ear min	Year max	
							Common	Preferred											Price	Buy / Sell				
150,000	1,000.00	1,000.00	2.65	22/10/2026	5	---	9	---	1	CPLP SHIPPING HOLDINGS PLC (Non Convertible)	11.9250	2.6380	98.8100	100.0000	99.8303	99.3540	30/03/2026	101,000	101,704.63	99.9000	B	31/03/2026	98.8100	100.5000
320,000	1,000.00	1,000.00	3.40	21/07/2027	7	---	12	---	1	LAMDA DEVELOPMENT S.A. (Non Convertible)	6.7056	3.2200	98.3500	99.8000	99.4247	98.7000	30/03/2026	75,000	74,517.36	98.3500	B	31/03/2026	97.5000	100.0000
200,000	1,000.00	1,000.00	1.90	23/03/2028	7	---	11	---	1	MOTOR OIL CORINTH REFINERIES SA (Non Convertible)	0.5278	3.0080	97.3499	97.3500	97.3500	97.0430	30/03/2026	13,000	12,662.36	97.1000	B	31/03/2026	96.8000	98.0000
150,000	1,000.00	1,000.00	2.60	22/10/2026	7	---	13	---	1	TERNA ENERGY FINANCE S.A. (Non Convertible)	11.7000	3.7400	99.0101	99.2000	99.0101	99.1010	30/03/2026	28,000	28,079.31	99.0101	B	31/03/2026	98.4189	99.7794
100,000	1,000.00	1,000.00	2.80	25/01/2027	5	---	9	---	1	PREMIA S.A. (Non Convertible)	5.1333	3.4960	98.8010	99.1000	99.1000	98.8420	30/03/2026	76,000	75,537.51	99.1000	B	31/03/2026	97.7000	99.5000
500,000	1,000.00	1,000.00	4.00	10/07/2030	7	---	6	---	1	METLEN ENERGY & METALS S.A. (Non Convertible)	8.8889	3.7470	99.2000	99.8000	99.4000	99.5700	30/03/2026	115,000	115,364.63	99.3600	B	31/03/2026	98.3000	101.4000
500,000	1,000.00	1,000.00	3.80	18/11/2032	7	---	1	---	1	LAMDA DEVELOPMENT S.A. (Non convertible)	14.2500	4.2200	97.3000	98.4999	97.4877	98.0000	30/03/2026	122,000	120,923.18	97.2000	B	31/03/2026	97.3000	99.9999
140,000	1,000.00	1,000.00	4.70	15/12/2030	5	---	1	---	1	AKTOR S.A. (Non convertible)	14.1000	4.2630	101.5001	101.5001	101.5001	101.2760	30/03/2026	2,000	2,058.20	101.6000	B	31/03/2026	100.6000	103.4900
500,000	1,000.00	1,000.00	3.20	29/09/2032	7	---	2	---	1	GEK TERNA S.A. (Non Convertible)	0.2667	3.9380	95.5000	96.3000	95.8000	95.9570	30/03/2026	97,000	92,892.86	95.6000	B	31/03/2026	95.2001	99.3790
500,000	1,000.00	1,000.00	2.75	03/07/2027	7	---	12	---	1	GEK TERNA S.A. (Non Convertible)	6.6458	3.1910	97.8119	99.0000	98.8333	98.1000	30/03/2026	183,000	181,135.62	98.0500	B	31/03/2026	97.8000	99.5000
300,000	1,000.00	1,000.00	2.30	20/07/2028	7	---	10	---	1	PRODEA REIC S.A.(Non Convertible)	4.6000	3.4640	96.0000	97.0000	96.6603	96.1270	30/03/2026	68,000	65,856.80	96.1000	B	31/03/2026	95.0000	97.5000
250,000	1,000.00	1,000.00	3.70	04/07/2032	7	---	2	---	1	AEGEAN AIRLINES S.A. (Non Convertible)	8.9417	3.6000	98.5000	100.0000	100.0000	99.2900	30/03/2026	175,000	175,061.29	99.2000	B	31/03/2026	98.0875	102.0999
250,000	1,000.00	1,000.00	2.45	16/11/2028	7	---	9	---	1	ELVALHALCOR S.A. (Non Convertible)	9.2556	3.5040	96.3000	96.5500	96.4976	96.3000	30/03/2026	45,000	43,840.40	96.5000	B	31/03/2026	94.9873	98.0000
120,000	1,000.00	1,000.00	2.65	06/12/2028	7	---	9	---	1	NOVAL PROPERTY REIC (Non Convertible)	8.4653	3.7020	96.0000	96.5000	96.3318	96.5000	30/03/2026	22,000	21,379.24	96.2000	B	31/03/2026	95.2500	99.9900
300,000	1,000.00	1,000.00	2.30	14/12/2028	7	---	9	---	1	GEK TERNA S.A. (Non Convertible)	6.9000	3.6370	95.3000	96.9998	95.7500	95.2090	30/03/2026	43,000	41,635.12	95.7000	B	31/03/2026	95.0000	97.2100
100,000	1,000.00	1,000.00	2.95	11/02/2027	5	---	9	---	1	SAFE BULKERS PARTICIPATIONS PLC (Non Convertible)	4.0972	4.2240	98.4500	98.5000	98.4750	98.5000	30/03/2026	20,000	19,776.94	98.5000	B	31/03/2026	97.8500	99.8500
100,000	1,000.00	1,000.00	4.40	26/07/2029	7	---	8	---	1	CPLP SHIPPING HOLDINGS PLC (Non Convertible)	8.0667	3.6080	100.1000	101.0000	100.6000	101.0000	30/03/2026	54,000	54,605.60	100.1110	B	31/03/2026	99.5100	102.8500
99,697	1,000.00	1,000.00	5.50	15/12/2028	5	---	5	---	1	IDEAL HOLDINGS S.A. (Non Convertible)	16.5000	4.2290	101.0000	101.8500	101.8000	102.0000	30/03/2026	84,000	86,527.00	101.2500	B	31/03/2026	101.8000	104.1000
200,000	1,000.00	1,000.00	4.25	23/01/2029	5	---	5	---	1	AUTOHELLAS S.A. (Non Convertible)	8.1458	4.0630	99.3000	99.5000	99.5000	99.8000	30/03/2026	93,000	93,213.06	99.4700	B	31/03/2026	99.5000	102.0000

## Corporate Bonds Notes

Transactions Volume = (Pieces) \* (Nominal Price). Transactions Value = (Pieces) \* (Nominal Price) \* (price %) + (Accrued interest).

The price of a Bond is stated as a percentage (%) of Bond's Nominal Price.

Nominal Price in Euros (€), except if it is noted differently.

## Non Convertible Corporate Bonds - Regulated Market

Num Listed Bonds	Nominal price	Issue price	Today's Rate	Exp. Date	Duration (years)	Note	Coupon		Trading Unit	Corporate Bonds	Accrued Int.	Yield.T.Mat	Price min	Price max	Closing price	Previous closing price/date	Volume	Transactions Value	Last order		ear min	Year max		
							Common	Preferred											Price	Buy / Sell			Date	
130,000	1,000.00	1,000.00	6.00	27/02/2029	5	---	5	---	1	INTRALOT S.A. (Non Convertible)	5.6667	4.5400	101.2300	102.3000	102.3000	102.5000	30/03/2026	53,000	54,117.24	101.3800	B	31/03/2026	101.0000	103.2200
250,000	1,000.00	1,000.00	3.75	25/02/2033	7	---	1	---	1	CAPITAL CLEAN ENERGY CARRIERS CORP. (Non Convert)	3.7500	4.1690	96.5100	97.7999	97.6495	97.4000	30/03/2026	58,000	56,628.27	96.5600	B	31/03/2026	95.0002	99.9895

## Corporate Bonds Notes

Transactions Volume = (Pieces) \* (Nominal Price). Transactions Value = (Pieces) \* (Nominal Price) \* (price %) + (Accrued interest).

The price of a Bond is stated as a percentage (%) of Bond's Nominal Price.

Nominal Price in Euros (€), except if it is noted differently.

## Government Bonds

Number Listed Bonds	Nominal price	Today's Rate	Accrued Interest Calc	Exp. Date [1]	Duration (years)	Note	Coupons Date	Curr. coupon value	Trading Unit	Government Bonds	Price min	Price max	Closing price	Previous closing price/date	Volume	Transactions Value	Price	Last order Buy / Sell	Date
4,000,000	1,000.00	4.13	Actual/Actual	15/06/2054	30	---	15/06	4.13	1	GGB-FXD-150654-30Y-4.125-1.000	---	---	---	---	---	---	---	---	---
4,700,000	1,000.00	1.88	Actual/Actual	04/02/2035	15	---	04/02	1.88	1	GGB-FXD-040235-15Y-1.875-1.000	---	---	---	---	---	---	---	---	---
6,000,000	1,000.00	0.75	Actual/Actual	18/06/2031	10	---	18/06	0.75	1	GGB-FXD-180631-10Y-0.750-1.000	---	---	---	---	---	---	---	---	---
3,600,000	1,000.00	3.88	Actual/Actual	15/06/2028	5	---	15/06	3.88	1	GGB-FXD-150628-05Y-3.875-1.000	---	---	---	---	---	---	---	---	---
5,962,747,327	1.00	3.75	Actual/Actual	30/01/2028	10	---	/02 - 02/02 - 31/	3.75	1	GGB-FXD-300128-10Y-3.750-1.000	---	---	---	85.4610 13/07/2018	---	---	1.0000	B	28/11/2018
7,067,309,386	1.00	3.90	Actual/Actual	30/01/2033	15	---	/02 - 02/02 - 31/	3.90	1	GGB-FXD-300133-15Y-3.900-1.000	---	---	---	78.6730 13/07/2018	---	---	1.0000	B	28/11/2018
5,622,848,349	1.00	4.00	Actual/Actual	30/01/2037	19	---	/02 - 02/02 - 31/	4.00	1	GGB-FXD-300137-19Y-4.000-1.000	---	---	---	77.0370 13/07/2018	---	---	1.0000	B	28/11/2018
5,476,770,669	1.00	4.20	Actual/Actual	30/01/2042	24	---	/02 - 02/02 - 31/	4.20	1	GGB-FXD-300142-24Y-4.200-1.000	---	---	---	77.7640 13/07/2018	---	---	1.0000	B	28/11/2018
4,950,000	1,000.00	3.38	Actual/Actual	15/06/2034	10	---	15/06	3.38	1	GGB-FXD-150634-10Y-3.375-1.000	---	---	---	---	---	---	---	---	---
41,118,344	1.00	4.30	Actual/Actual	24/02/2027	15	---	24/02	4.30	1	GGB-FXD-240227-15Y-2.000-1.000	---	---	---	10.0000 22/06/2015	---	---	---	---	---
45,137,734	1.00	4.30	Actual/Actual	24/02/2028	16	---	24/02	4.30	1	GGB-FXD-240228-16Y-2.000-1.000	---	---	---	10.0000 22/06/2015	---	---	---	---	---
61,768,888	1.00	4.30	Actual/Actual	24/02/2029	17	---	24/02	4.30	1	GGB-FXD-240229-17Y-2.000-1.000	---	---	---	10.0000 22/06/2015	---	---	---	---	---
54,567,744	1.00	4.30	Actual/Actual	24/02/2030	18	---	24/02	4.30	1	GGB-FXD-240230-18Y-2.000-1.000	---	---	---	10.0000 22/06/2015	---	---	---	---	---
37,541,515	1.00	4.30	Actual/Actual	24/02/2031	19	---	24/02	4.30	1	GGB-FXD-240231-19Y-2.000-1.000	---	---	---	10.0000 22/06/2015	---	---	---	---	---
37,558,317	1.00	4.30	Actual/Actual	24/02/2032	20	---	24/02	4.30	1	GGB-FXD-240232-20Y-2.000-1.000	---	---	---	10.0000 22/06/2015	---	---	---	---	---
37,473,732	1.00	4.30	Actual/Actual	24/02/2033	21	---	24/02	4.30	1	GGB-FXD-240233-21Y-2.000-1.000	---	---	---	10.0000 22/06/2015	---	---	---	---	---
33,888,293	1.00	4.30	Actual/Actual	24/02/2034	22	---	24/02	4.30	1	GGB-FXD-240234-22Y-2.000-1.000	---	---	---	10.0000 22/06/2015	---	---	---	---	---
35,177,800	1.00	4.30	Actual/Actual	24/02/2035	23	---	24/02	4.30	1	GGB-FXD-240235-23Y-2.000-1.000	---	---	---	10.0000 22/06/2015	---	---	---	---	---
35,547,268	1.00	4.30	Actual/Actual	24/02/2036	24	---	24/02	4.30	1	GGB-FXD-240236-24Y-2.000-1.000	---	---	---	10.0000 22/06/2015	---	---	---	---	---
40,246,306	1.00	4.30	Actual/Actual	24/02/2037	25	---	24/02	4.30	1	GGB-FXD-240237-25Y-2.000-1.000	---	---	---	10.0000 22/06/2015	---	---	---	---	---
37,643,952	1.00	4.30	Actual/Actual	24/02/2038	26	---	24/02	4.30	1	GGB-FXD-240238-26Y-2.000-1.000	---	---	---	10.0000 22/06/2015	---	---	---	---	---
36,977,100	1.00	4.30	Actual/Actual	24/02/2039	27	---	24/02	4.30	1	GGB-FXD-240239-27Y-2.000-1.000	---	---	---	10.0000 22/06/2015	---	---	---	---	---
41,615,000	1.00	4.30	Actual/Actual	24/02/2040	28	---	24/02	4.30	1	GGB-FXD-240240-28Y-2.000-1.000	---	---	---	10.0000 22/06/2015	---	---	---	---	---
42,227,208	1.00	4.30	Actual/Actual	24/02/2041	29	---	24/02	4.30	1	GGB-FXD-240241-29Y-2.000-1.000	---	---	---	10.0000 22/06/2015	---	---	---	---	---
68,288,487	1.00	4.30	Actual/Actual	24/02/2042	30	---	24/02	4.30	1	GGB-FXD-240242-30Y-2.000-1.000	---	---	---	10.0000 22/06/2015	---	---	---	---	---
4,700,000	1,000.00	3.88	Actual/Actual	12/03/2029	10	---	12/03	3.88	1	GGB-FXD-120329-10Y-3.875-1.000	---	---	---	---	---	---	100.0000	B	15/10/2019
5,500,000	1,000.00	1.50	Actual/Actual	18/06/2030	10	---	18/06	1.50	1	GGB-FXD-180630-10Y-1.500-1.000	---	---	---	---	---	---	---	---	---
5,500,000	1,000.00	4.38	Actual/Actual	18/07/2038	15	---	18/07	4.38	1	GGB-FXD-180738-15Y-4.375-1.000	---	---	---	---	---	---	---	---	---
40,000	1,000.00	2.72	FLR Actual/360	18/09/2026	1	---	18/09 - 18/03	---	1	GGB-FLT-180926-01Y-2.717-1.000	---	---	---	---	---	---	---	---	---
4,300,000	1,000.00	3.38	Actual/Actual	16/06/2036	10	---	16/06	3.38	1	GGB-FXD-160636-10Y-3.375-1000.00	---	---	---	---	---	---	---	---	---
5,364,250	1,000.00	3.25	Actual/Actual	20/03/2050	30	---	20/03	3.25	1	GGB-FXD-200350-30Y-3.250-1.000	---	---	---	---	---	---	---	---	---
4,500,000	1,000.00	3.63	Actual/Actual	15/06/2035	10	---	15/06	3.63	1	GGB-FXD-150635-10Y-3.625-1000.00	---	---	---	---	---	---	---	---	---
3,924,361	1,000.00	2.00	Actual/Actual	22/04/2027	7	---	22/04	2.00	1	GGB-FXD-220427-07Y-2.000-1.000	---	---	---	---	---	---	99.9000	B	22/04/2020
2,298,012	1,000.00	1.88	Actual/Actual	23/07/2026	7	---	23/07	1.88	1	GGB-FXD-230726-07Y-1.875-1.000	---	---	---	---	---	---	---	---	---
4,900,000	1,000.00	4.25	Actual/Actual	15/06/2033	10	---	15/06	4.25	1	GGB-FXD-150633-10Y-4.250-1.000	---	---	---	---	---	---	---	---	---

## Government Bonds Notes

Transactions Volume = (Pieces) \* (Nominal Price). Transactions Value = (Pieces) \* (Nominal Price) \* (price %) + (Accrued interest).

The Value of current coupon for the issues with NV 0.01 euro refers to NV 100 euros

FLR: Floating Interest Rate.

[1] - The Expiration Date of the interest bearing period and the Date for coupon payment.

## Government Bonds

Number Listed Bonds	Nominal price	Today's Rate	Accrued Interest Calc	Exp. Date [1]	Duration (years)	Note	Coupons Date	Curr. coupon value	Trading Unit	Government Bonds	Price min	Price max	Closing price	Previous closing price/date	Volume	Transactions Value	Price	Last order Buy / Sell	Date
3,500,000	1,000.00	1.88	Actual/Actual	24/01/2052	30	---	24/01	1.88	1	GGB-FXD-240152-30Y-1.875-1.000	---	---	---	---	---	---	---	---	---
3,700,000	1,000.00	1.75	Actual/Actual	18/06/2032	10	---	18/06	1.75	1	GGB-FXD-180632-10Y-1.750-1.000	---	---	---	---	---	---	---	---	---
2,200,000	1,000.00	1.13	FLR Actual/360	15/12/2027	5	---	- 15/03 - 15/09 -	---	1	GGB-FLT-151227-05Y-1.130-1.000	---	---	---	---	---	---	102.1600	B	30/12/2022

## Government Bonds Notes

Transactions Volume = (Pieces) \* (Nominal Price). Transactions Value = (Pieces) \* (Nominal Price) \* (price %) + (Accrued interest).

The Value of current coupon for the issues with NV 0.01 euro refers to NV 100 euros

FLR: Floating Interest Rate.

[1] - The Expiration Date of the interest bearing period and the Date for coupon payment.

Treasury Bills & Zero Coupon Government Bonds

Issue Date	13-Week Maturity									26-Week Maturity									52-Week Maturity								
	Exp. Date	Initial Rate	Num Listed Bonds	Nominal price	Issue price	Last Trade Price	Last Trade Date	Volume Traded	Note	Exp. Date	Initial Rate	Num Listed Bonds	Nominal price	Issue price	Last Trade Price	Last Trade Date	Volume Traded	Note	Exp. Date	Initial Rate	Num Listed Bonds	Nominal price	Issue price	Last Trade Price	Last Trade Date	Volume Traded	Note
06/06/2025	---	---	---	---	---	---	---	---	---	---	---	---	---	---	---	---	---	---	06/06/2026	1.84	600,000	1,000.00	981.74	---	---	---	---
05/09/2025	---	---	---	---	---	---	---	---	---	---	---	---	---	---	---	---	---	---	04/09/2026	1.97	600,000	1,000.00	0.00	---	---	---	---
05/12/2025	---	---	---	---	---	---	---	---	---	---	---	---	---	---	---	---	---	---	04/12/2026	2.03	600,000	1,000.00	997.90	---	---	---	---
06/03/2026	---	---	---	---	---	---	---	---	---	---	---	---	---	---	---	---	---	---	05/03/2027	1.97	500,000	1,000.00	980.45	---	---	---	---

Bonds in Circulation	Currency / Min nominal traded Value	Coupons Payment Date	Current Coupon Value	Note	Coupon	Trading Unit	Issue Date	Duration (years)	Today's Interest	A.I.C in days	Bonds	Last price of previous days		Last Outcry in Cash (euro)			Trades in Pieces	Life min	Life Max
												Price	Buy / Sell	Price	Buy / Sell	Date			
<b>Corporate Bonds in Foreign Currency and Euro</b>																			
103,746	GBP / 10	01/12	0.25	---	67	1	01/12/1930	98	2.5	360	National Mortgage Bank	2.27	05/02/1996	2.27	S	05/02/1996	---	2.27	2.27
0	GBP / 10	01/12	0.25	---	69	1	01/12/1928	100	2.5	360	National Mortgage Bank	---	---	---	---	---	---	---	---

## Government Bonds Notes

A.I.C: Accrued Interest Calculation base.

FLR: Floating Interest Rate.

The minimum tradeable Nominal Value for all Demeterialised Government Titles is 100 Euros.

(μτφρ-0)

Underlying Asset				Derivatives Market													
Price max	Price min	Closing price	change	Delivery Month	Open price	Price max	Price min	Last price	Closing price	Last Bid	Last Ask	Fixing price*	Life high	Life low	Trades	Volume	Open Interest
<b>FTSE/Athex Large Cap</b>				(Trade Unit: 1 Index Point x 2E, Cash Settlement)													
5,237.18	5,080.85	5,234.12	3.02%	April 2026	5,130.00	5,246.00	5,130.00	5,241.00	5,241.00	---	---		5,883.25	---	237	939	6,096
				May 2026	5,132.50	5,199.00	5,132.50	5,199.00	5,199.00	---	---		5,447.50	---	21	140	225
				June 2026	---	---	---	---	5,103.75	---	---		---	---	---	---	---
				September 2026	---	---	---	---	5,129.50	---	---		---	---	---	---	---
				December 2026	---	---	---	---	5,155.00	---	---		---	---	---	---	---
				March 2027	---	---	---	---	5,180.75	---	---		---	---	---	---	---
<b>FTSE/Athex Banks</b>				(Trade Unit: 1 Index Point x 15E, Cash Settlement)													
2,294.13	2,179.95	2,289.81	5.04%	June 2026	2,218.00	2,233.00	2,218.00	2,232.00	2,232.00	---	---		2,338.00	---	7	7	3,003
				September 2026	---	---	---	---	2,200.75	---	---		---	---	---	---	---
				December 2026	---	---	---	---	2,211.75	---	---		---	---	---	---	---
				March 2027	---	---	---	---	2,222.75	---	---		---	---	---	---	---
<b>MSCI GREECE REBASED</b>				(Trade Unit: 1 Index Point x 2E, Cash Settlement)													
8,164.13	7,833.82	8,149.69	4.03%	April 2026	---	---	---	---	7,762.75	---	---		9,279.50	---	---	---	---
				May 2026	---	---	---	---	7,853.75	---	---		---	---	---	---	---
				June 2026	---	---	---	---	7,869.00	---	---		---	---	---	---	---
				July 2026	---	---	---	---	7,881.25	---	---		---	---	---	---	---
				August 2026	---	---	---	---	7,896.50	---	---		---	---	---	---	---
				September 2026	---	---	---	---	7,908.75	---	---		---	---	---	---	---
				December 2026	---	---	---	---	7,948.25	---	---		---	---	---	---	---
				March 2027	---	---	---	---	7,988.00	---	---		---	---	---	---	---

Derivatives notes - <https://www.athexgroup.gr/en/market-data/statistics/eod-closing-prices/>

Fixing prices and final open positions can be retrieved from the following path <http://www.athexgroup.gr/en/market-data/statistics/eod-closing-prices>

Underlying Asset				Derivatives Market													
Price max	Price min	Closing price	change	Delivery Month	Open price	Price max	Price min	Last price	Closing price	Last Bid	Last Ask	Fixing price*	Life high	Life low	Trades	Volume	Open Interest
<b>ADMIE (IPTO) HOLDING S.A. (CR)</b>				(Contract Size: 100 Securities, Physical Delivery)													
2.83	2.785	2.81	0.54%	June 2026	---	---	---	---	2.80	---	---	---	2.92	---	---	---	8,536
				September 2026	---	---	---	---	2.82	---	---	---	---	---	---	---	---
				December 2026	---	---	---	---	2.84	---	---	---	---	---	---	---	---
				March 2027	---	---	---	---	2.85	---	---	---	---	---	---	---	---
<b>AEGEAN AIRLINES (CR)</b>				(Contract Size: 100 Securities, Physical Delivery)													
11.9	11.54	11.8	2.61%	June 2026	10.80	10.95	10.74	10.90	10.90	---	---	---	15.15	---	19	36	2,585
				September 2026	---	---	---	---	11.61	---	---	---	---	---	---	---	---
				December 2026	---	---	---	---	11.67	---	---	---	---	---	---	---	---
				March 2027	---	---	---	---	11.73	---	---	---	---	---	---	---	---
<b>AKTOR S.A. HOLDING CO. (CR)</b>				(Contract Size: 100 Securities, Physical Delivery)													
9.85	9.25	9.85	5.35%	June 2026	9.53	9.86	9.48	9.86	9.86	---	---	---	10.83	---	17	602	95,068
				September 2026	---	---	---	---	9.44	---	---	---	---	---	---	---	---
				December 2026	---	---	---	---	9.49	---	---	---	---	---	---	---	---
				March 2027	---	---	---	---	9.53	---	---	---	---	---	---	---	---
<b>Allwyn AG (CR)</b>				(Contract Size: 100 Securities, Physical Delivery)													
13.63	13.09	13.09	-1.58%	June 2026	12.65	12.93	12.40	12.54	12.54	---	---	---	15.54	---	39	123	5,264
				September 2026	---	---	---	---	13.43	---	---	---	---	---	---	---	---
				December 2026	---	---	---	---	13.49	---	---	---	---	---	---	---	---
				March 2027	---	---	---	---	13.56	---	---	---	---	---	---	---	---
<b>ALPHA BANK (CR)</b>				(Contract Size: 100 Securities, Physical Delivery)													
3.18	3.017	3.17	6.73%	June 2026	3.00	3.25	3.00	3.19	3.19	---	---	---	4.50	---	446	7,052	58,087
				September 2026	---	---	---	---	3.00	---	---	---	---	---	---	---	---
				December 2026	---	---	---	---	3.01	---	---	---	---	---	---	---	---
				March 2027	---	---	---	---	3.03	---	---	---	---	---	---	---	---
<b>ATHENS INTL AIRPORT (CR)</b>				(Contract Size: 100 Securities, Physical Delivery)													
10.64	10.35	10.5	0.58%	June 2026	9.98	9.98	9.92	9.92	9.92	---	---	---	11.47	---	5	25	211
				September 2026	---	---	---	---	10.54	---	---	---	---	---	---	---	---
				December 2026	---	---	---	---	10.59	---	---	---	---	---	---	---	---
				March 2027	---	---	---	---	10.65	---	---	---	---	---	---	---	---
<b>AUTOHELLAS SA (CR)</b>				(Contract Size: 100 Securities, Physical Delivery)													
11.02	10.72	10.86	0.00%	June 2026	---	---	---	---	10.18	---	---	---	11.05	---	---	---	122
				September 2026	---	---	---	---	10.96	---	---	---	---	---	---	---	---
				December 2026	---	---	---	---	11.02	---	---	---	---	---	---	---	---
				March 2027	---	---	---	---	11.07	---	---	---	---	---	---	---	---

Derivatives notes - <https://www.athexgroup.gr/en/market-data/statistics/eod-closing-prices/>

Fixing prices and final open positions can be retrieved from the following path <http://www.athexgroup.gr/en/market-data/statistics/eod-closing-prices>

Underlying Asset				Derivatives Market													
Price max	Price min	Closing price	change	Delivery Month	Open price	Price max	Price min	Last price	Closing price	Last Bid	Last Ask	Fixing price*	Life high	Life low	Trades	Volume	Open Interest
<b>AVAX S.A. (CR)</b>				(Contract Size: 100 Securities, Physical Delivery)													
2.905	2.81	2.89	2.85%	June 2026	2.85	2.93	2.85	2.91	2.91	---	---	---	3.24	---	16	43	2,047
				September 2026	---	---	---	---	2.84	---	---	---	---	---	---	---	---
				December 2026	---	---	---	---	2.85	---	---	---	---	---	---	---	---
				March 2027	---	---	---	---	2.87	---	---	---	---	---	---	---	---
<b>BALLY'S INTRALOT (CR)</b>				(Contract Size: 100 Securities, Physical Delivery)													
0.928	0.844	0.917	8.65%	June 2026	0.862	0.940	0.857	0.930	0.930	---	---	---	1.10	---	122	5,993	1,249,319
				September 2026	---	---	---	---	0.852	---	---	---	---	---	---	---	---
				December 2026	---	---	---	---	0.856	---	---	---	---	---	---	---	---
				March 2027	---	---	---	---	0.861	---	---	---	---	---	---	---	---
<b>BANK OF CYPRUS (CR)</b>				(Contract Size: 100 Securities, Physical Delivery)													
8.48	8.16	8.36	2.45%	June 2026	7.84	8.00	7.82	8.00	8.00	---	---	---	9.07	---	7	111	893
				September 2026	---	---	---	---	8.24	---	---	---	---	---	---	---	---
				December 2026	---	---	---	---	8.28	---	---	---	---	---	---	---	---
				March 2027	---	---	---	---	8.32	---	---	---	---	---	---	---	---
<b>CC HBC AG (CR)</b>				(Contract Size: 100 Securities, Physical Delivery)													
49.92	48.72	48.72	0.25%	June 2026	48.60	48.60	47.80	47.80	47.80	---	---	---	52.01	---	5	13	85
				September 2026	---	---	---	---	49.06	---	---	---	---	---	---	---	---
				December 2026	---	---	---	---	49.31	---	---	---	---	---	---	---	---
				March 2027	---	---	---	---	49.56	---	---	---	---	---	---	---	---
<b>CENERGY HOLDINGS (CB)</b>				(Contract Size: 100 Securities, Physical Delivery)													
18.92	17.54	18.92	6.77%	June 2026	17.90	18.90	17.90	18.89	18.89	---	---	---	21.05	---	30	123	3,737
				September 2026	---	---	---	---	17.89	---	---	---	---	---	---	---	---
				December 2026	---	---	---	---	17.98	---	---	---	---	---	---	---	---
				March 2027	---	---	---	---	18.07	---	---	---	---	---	---	---	---
<b>CrediaBank (CR)</b>				(Contract Size: 100 Securities, Physical Delivery)													
1.15	1.07	1.126	3.30%	June 2026	1.00	1.03	0.990	0.996	0.996	---	---	---	1.38	---	272	9,894	25,491
				September 2026	---	---	---	---	1.10	---	---	---	---	---	---	---	---
				December 2026	---	---	---	---	1.11	---	---	---	---	---	---	---	---
				March 2027	---	---	---	---	1.11	---	---	---	---	---	---	---	---
<b>ELLAKTOR (CR)</b>				(Contract Size: 100 Securities, Physical Delivery)													
1.22	1.192	1.2	0.67%	June 2026	1.18	1.18	1.18	1.18	1.18	---	---	---	1.34	---	1	20	1,487
				September 2026	---	---	---	---	1.20	---	---	---	---	---	---	---	---
				December 2026	---	---	---	---	1.21	---	---	---	---	---	---	---	---
				March 2027	---	---	---	---	1.22	---	---	---	---	---	---	---	---

Derivatives notes - <https://www.athexgroup.gr/en/market-data/statistics/eod-closing-prices/>

Fixing prices and final open positions can be retrieved from the following path <http://www.athexgroup.gr/en/market-data/statistics/eod-closing-prices>

Underlying Asset				Derivatives Market													
Price max	Price min	Closing price	change	Delivery Month	Open price	Price max	Price min	Last price	Closing price	Last Bid	Last Ask	Fixing price*	Life high	Life low	Trades	Volume	Open Interest
<b>ELVALHALCOR (CR)</b>				(Contract Size: 100 Securities, Physical Delivery)													
3.54	3.4	3.505	4.01%	June 2026	3.47	3.55	3.44	3.55	3.55	---	---	---	4.03	---	12	53	2,851
				September 2026	---	---	---	---	3.40	---	---	---	---	---	---	---	---
				December 2026	---	---	---	---	3.42	---	---	---	---	---	---	---	---
				March 2027	---	---	---	---	3.44	---	---	---	---	---	---	---	---
<b>EUROBANK (CR)</b>				(Contract Size: 100 Securities, Physical Delivery)													
3.41	3.247	3.408	6.33%	June 2026	3.19	3.36	3.16	3.35	3.35	---	---	---	3.90	---	133	1,505	28,443
				September 2026	---	---	---	---	3.24	---	---	---	---	---	---	---	---
				December 2026	---	---	---	---	3.25	---	---	---	---	---	---	---	---
				March 2027	---	---	---	---	3.27	---	---	---	---	---	---	---	---
<b>EYDAP S.A. (CR)</b>				(Contract Size: 100 Securities, Physical Delivery)													
9.16	8.91	9	-0.33%	June 2026	9.09	9.14	9.02	9.02	9.02	---	---	---	9.55	---	19	59	12,680
				September 2026	---	---	---	---	9.12	---	---	---	---	---	---	---	---
				December 2026	---	---	---	---	9.16	---	---	---	---	---	---	---	---
				March 2027	---	---	---	---	9.21	---	---	---	---	---	---	---	---
<b>FOURLIS (CR)</b>				(Contract Size: 100 Securities, Physical Delivery)													
4.47	4.39	4.39	-0.90%	June 2026	4.41	4.45	4.39	4.40	4.40	---	---	---	4.64	---	37	250	4,343
				September 2026	---	---	---	---	4.47	---	---	---	---	---	---	---	---
				December 2026	---	---	---	---	4.49	---	---	---	---	---	---	---	---
				March 2027	---	---	---	---	4.52	---	---	---	---	---	---	---	---
<b>GEK TERNA (CR)</b>				(Contract Size: 100 Securities, Physical Delivery)													
33.96	32.36	33.86	3.99%	June 2026	32.90	34.28	32.90	34.28	34.28	---	---	---	37.20	---	10	20	5,840
				September 2026	---	---	---	---	32.87	---	---	---	---	---	---	---	---
				December 2026	---	---	---	---	33.04	---	---	---	---	---	---	---	---
				March 2027	---	---	---	---	33.20	---	---	---	---	---	---	---	---
<b>HELLENIC EXCHANGES-A.S.E. (CR)</b>				(Contract Size: 100 Securities, Physical Delivery)													
7.03	6.96	7	0.58%	June 2026	---	---	---	---	6.89	---	---	---	7.14	---	---	---	367
				September 2026	---	---	---	---	7.03	---	---	---	---	---	---	---	---
				December 2026	---	---	---	---	7.06	---	---	---	---	---	---	---	---
				March 2027	---	---	---	---	7.10	---	---	---	---	---	---	---	---
<b>HELLENiQ ENERGY (CR)</b>				(Contract Size: 100 Securities, Physical Delivery)													
10.03	9.65	9.87	2.28%	June 2026	9.74	10.06	9.72	9.85	9.85	---	---	---	10.55	---	34	112	4,475
				September 2026	---	---	---	---	9.74	---	---	---	---	---	---	---	---
				December 2026	---	---	---	---	9.79	---	---	---	---	---	---	---	---
				March 2027	---	---	---	---	9.84	---	---	---	---	---	---	---	---

Derivatives notes - <https://www.athexgroup.gr/en/market-data/statistics/eod-closing-prices/>

Fixing prices and final open positions can be retrieved from the following path <http://www.athexgroup.gr/en/market-data/statistics/eod-closing-prices>

Underlying Asset				Derivatives Market													
Price max	Price min	Closing price	change	Delivery Month	Open price	Price max	Price min	Last price	Closing price	Last Bid	Last Ask	Fixing price*	Life high	Life low	Trades	Volume	Open Interest
<b>INTRACOM HOLDINGS (CR)</b>				(Contract Size: 100 Securities, Physical Delivery)													
2.85	2.73	2.845	4.98%	June 2026	2.75	2.87	2.75	2.87	2.87	---	---	---	3.19	---	107	252	10,538
				September 2026	---	---	---	---	2.74	---	---	---	---	---	---	---	---
				December 2026	---	---	---	---	2.75	---	---	---	---	---	---	---	---
				March 2027	---	---	---	---	2.76	---	---	---	---	---	---	---	---
<b>JUMBO SA (CR)</b>				(Contract Size: 100 Securities, Physical Delivery)													
22.5	21.84	21.98	0.09%	June 2026	22.33	22.33	21.90	22.19	22.19	---	---	---	25.68	---	18	211	3,729
				September 2026	---	---	---	---	22.17	---	---	---	---	---	---	---	---
				December 2026	---	---	---	---	22.28	---	---	---	---	---	---	---	---
				March 2027	---	---	---	---	22.39	---	---	---	---	---	---	---	---
<b>LAMDA DEVELOPMENT SA (CR)</b>				(Contract Size: 100 Securities, Physical Delivery)													
5.99	5.86	5.98	1.70%	June 2026	5.98	6.00	5.91	5.98	5.98	---	---	---	7.09	---	35	114	17,880
				September 2026	---	---	---	---	5.94	---	---	---	---	---	---	---	---
				December 2026	---	---	---	---	5.97	---	---	---	---	---	---	---	---
				March 2027	---	---	---	---	6.00	---	---	---	---	---	---	---	---
<b>METLEN PLC (CR)</b>				(Contract Size: 100 Securities, Physical Delivery)													
33.44	32.1	33.44	2.26%	June 2026	32.85	33.59	32.22	33.59	33.59	---	---	---	47.90	---	133	1,010	11,530
				September 2026	---	---	---	---	33.01	---	---	---	---	---	---	---	---
				December 2026	---	---	---	---	33.18	---	---	---	---	---	---	---	---
				March 2027	---	---	---	---	33.34	---	---	---	---	---	---	---	---
<b>MIG (CR)</b>				(Contract Size: 100 Securities, Physical Delivery)													
3.04	3.03	3.04	0.66%	June 2026	---	---	---	---	3.08	---	---	---	3.43	---	---	---	143
				September 2026	---	---	---	---	3.05	---	---	---	---	---	---	---	---
				December 2026	---	---	---	---	3.06	---	---	---	---	---	---	---	---
				March 2027	---	---	---	---	3.08	---	---	---	---	---	---	---	---
<b>MOTOR OIL (CR)</b>				(Contract Size: 100 Securities, Physical Delivery)													
38.1	37.4	38.1	1.65%	June 2026	37.97	37.97	37.86	37.86	37.86	---	---	---	39.66	---	3	3	231
				September 2026	---	---	---	---	37.84	---	---	---	---	---	---	---	---
				December 2026	---	---	---	---	38.03	---	---	---	---	---	---	---	---
				March 2027	---	---	---	---	38.22	---	---	---	---	---	---	---	---
<b>NATIONAL BANK (CR)</b>				(Contract Size: 100 Securities, Physical Delivery)													
13.345	12.71	13.235	4.21%	June 2026	12.64	13.10	12.64	13.05	13.05	---	---	---	15.76	---	138	437	12,013
				September 2026	---	---	---	---	12.82	---	---	---	---	---	---	---	---
				December 2026	---	---	---	---	12.89	---	---	---	---	---	---	---	---
				March 2027	---	---	---	---	12.95	---	---	---	---	---	---	---	---

Derivatives notes - <https://www.athexgroup.gr/en/market-data/statistics/eod-closing-prices/>

Fixing prices and final open positions can be retrieved from the following path <http://www.athexgroup.gr/en/market-data/statistics/eod-closing-prices>

Underlying Asset				Derivatives Market													
Price max	Price min	Closing price	change	Delivery Month	Open price	Price max	Price min	Last price	Closing price	Last Bid	Last Ask	Fixing price*	Life high	Life low	Trades	Volume	Open Interest
<b>OPTIMA BANK (CR)</b>				(Contract Size: 100 Securities, Physical Delivery)													
8.55	8.39	8.5	2.16%	June 2026	8.45	8.57	8.45	8.54	8.54	---	---	---	9.40	---	20	97	412
				September 2026	---	---	---	---	8.40	---	---	---	---	---	---	---	---
				December 2026	---	---	---	---	8.44	---	---	---	---	---	---	---	---
				March 2027	---	---	---	---	8.48	---	---	---	---	---	---	---	---
<b>OTE (CR)</b>				(Contract Size: 100 Securities, Physical Delivery)													
16.55	16.22	16.32	-1.09%	June 2026	16.45	16.45	16.29	16.29	16.29	---	---	---	17.66	---	3	4	998
				September 2026	---	---	---	---	16.66	---	---	---	---	---	---	---	---
				December 2026	---	---	---	---	16.74	---	---	---	---	---	---	---	---
				March 2027	---	---	---	---	16.82	---	---	---	---	---	---	---	---
<b>P.P.A. S.A. (CR)</b>				(Contract Size: 100 Securities, Physical Delivery)													
36.6	35.6	36.2	0.00%	June 2026	---	---	---	---	37.54	---	---	---	38.56	---	---	---	46
				September 2026	---	---	---	---	36.55	---	---	---	---	---	---	---	---
				December 2026	---	---	---	---	36.73	---	---	---	---	---	---	---	---
				March 2027	---	---	---	---	36.91	---	---	---	---	---	---	---	---
<b>PIRAEUS BANK (CR)</b>				(Contract Size: 100 Securities, Physical Delivery)													
7.048	6.678	6.986	5.37%	June 2026	6.64	7.06	6.64	7.05	7.05	---	---	---	8.90	---	241	3,149	49,897
				September 2026	---	---	---	---	6.69	---	---	---	---	---	---	---	---
				December 2026	---	---	---	---	6.73	---	---	---	---	---	---	---	---
				March 2027	---	---	---	---	6.76	---	---	---	---	---	---	---	---
<b>PPC (CR)</b>				(Contract Size: 100 Securities, Physical Delivery)													
18.04	17.35	17.96	2.10%	June 2026	17.77	18.10	17.57	18.10	18.10	---	---	---	18.90	---	44	194	17,877
				September 2026	---	---	---	---	17.76	---	---	---	---	---	---	---	---
				December 2026	---	---	---	---	17.85	---	---	---	---	---	---	---	---
				March 2027	---	---	---	---	17.94	---	---	---	---	---	---	---	---
<b>QUEST HOLDINGS (CR)</b>				(Contract Size: 100 Securities, Physical Delivery)													
6.25	6.09	6.25	0.32%	June 2026	6.18	6.18	6.18	6.18	6.18	---	---	---	6.57	---	1	2	206
				September 2026	---	---	---	---	6.29	---	---	---	---	---	---	---	---
				December 2026	---	---	---	---	6.32	---	---	---	---	---	---	---	---
				March 2027	---	---	---	---	6.35	---	---	---	---	---	---	---	---
<b>TITAN (CB)</b>				(Contract Size: 100 Securities, Physical Delivery)													
45.1	43.8	45	2.62%	June 2026	44.20	45.88	44.20	45.30	45.30	---	---	---	46.61	---	11	21	334
				September 2026	---	---	---	---	44.27	---	---	---	---	---	---	---	---
				December 2026	---	---	---	---	44.49	---	---	---	---	---	---	---	---
				March 2027	---	---	---	---	44.71	---	---	---	---	---	---	---	---

Derivatives notes - <https://www.athexgroup.gr/en/market-data/statistics/eod-closing-prices/>

Fixing prices and final open positions can be retrieved from the following path <http://www.athexgroup.gr/en/market-data/statistics/eod-closing-prices>

Underlying Asset				Derivatives Market													
Price max	Price min	Closing price	change	Delivery Month	Open price	Price max	Price min	Last price	Closing price	Last Bid	Last Ask	Fixing price*	Life high	Life low	Trades	Volume	Open Interest
<b>VIOHALCO SA/NV (CB)</b>				(Contract Size: 100 Securities, Physical Delivery)													
12.64	11.42	12.64	7.48%	June 2026	11.91	12.68	11.88	12.68	12.68	---	---	---	14.85	---	57	146	2,350
				September 2026	---	---	---	---	11.87	---	---	---	---	---	---	---	---
				December 2026	---	---	---	---	11.93	---	---	---	---	---	---	---	---
				March 2027	---	---	---	---	11.99	---	---	---	---	---	---	---	---

Derivatives notes - <https://www.athexgroup.gr/en/market-data/statistics/eod-closing-prices/>

Fixing prices and final open positions can be retrieved from the following path <http://www.athexgroup.gr/en/market-data/statistics/eod-closing-prices>

FTSE/Athex Large Cap

(Trade Unit: 1 Index Point x 2€ - Exercise Style: European, Cash Settlement)

Exerise Price	Call Options														Put Options														Exerise Price				
	April 2026							May 2026							Other Months		April 2026							May 2026							Other Months		
	Open price	Price max	Price min	Last price	Closing price	Volume	Open Interest	Open price	Price max	Price min	Last price	Closing price	Volume	Open Interest	Volume	Open Interest	Open price	Price max	Price min	Last price	Closing price	Volume	Open Interest	Open price	Price max	Price min	Last price	Closing price		Volume	Open Interest	Volume	Open Interest
4,000	-	-	-	-	-	-	-	-	-	-	-	-	-	-	-	-	-	-	-	-	-	-	-	-	-	-	-	-	-	-	-	4,000	
4,100	-	-	-	-	-	-	-	-	-	-	-	-	-	-	-	-	-	-	-	-	-	-	-	-	-	-	-	-	-	-	-	4,100	
4,200	-	-	-	-	-	-	-	-	-	-	-	-	-	-	-	-	-	-	-	-	-	-	-	-	-	-	-	-	-	-	-	4,200	
4,300	-	-	-	-	-	-	-	-	-	-	-	-	-	-	-	-	-	-	-	-	-	-	-	-	-	-	-	-	-	-	-	4,300	
4,400	-	-	-	-	-	-	-	-	-	-	-	-	-	-	-	-	-	-	-	-	-	-	-	-	-	-	-	-	-	-	-	4,400	
4,450	-	-	-	-	-	-	-	-	-	-	-	-	-	-	-	-	-	-	-	-	-	-	-	-	-	-	-	-	-	-	-	4,450	
4,500	-	-	-	-	-	-	-	-	-	-	-	-	-	-	-	-	-	-	-	-	-	-	-	-	-	-	-	-	-	-	-	4,500	
4,550	-	-	-	-	-	-	-	-	-	-	-	-	-	-	-	-	-	-	-	-	-	-	-	-	-	-	-	-	-	-	-	4,550	
4,600	0.00	0.00	0.00	-	502.00	-	-	0.00	0.00	0.00	-	540.00	-	-	-	0.00	0.00	0.00	-	20.50	-	-	0.00	0.00	0.00	-	79.00	-	-	-	4,600		
4,650	0.00	0.00	0.00	-	459.00	-	-	0.00	0.00	0.00	-	503.00	-	-	-	0.00	0.00	0.00	-	27.25	-	-	0.00	0.00	0.00	-	91.50	-	-	-	4,650		
4,700	0.00	0.00	0.00	-	417.00	-	-	0.00	0.00	0.00	-	467.00	-	-	-	25.00	0.00	25.00	25.00	25.00	1	1	0.00	0.00	0.00	-	106.00	-	-	-	4,700		
4,750	0.00	0.00	0.00	-	377.00	-	-	0.00	0.00	0.00	-	433.00	-	-	-	0.00	0.00	0.00	-	45.00	-	-	0.00	0.00	0.00	-	122.00	-	-	-	4,750		
4,800	0.00	0.00	0.00	-	339.00	-	-	0.00	0.00	0.00	-	400.00	-	-	-	0.00	0.00	0.00	-	56.50	-	-	0.00	0.00	0.00	-	139.00	-	-	-	4,800		
4,850	0.00	0.00	0.00	-	302.00	-	-	0.00	0.00	0.00	-	369.00	-	-	-	0.00	0.00	0.00	-	70.50	-	-	0.00	0.00	0.00	-	158.00	-	-	-	4,850		
4,900	0.00	0.00	0.00	-	268.00	-	-	0.00	0.00	0.00	-	340.00	-	-	-	0.00	0.00	0.00	-	86.00	-	8	0.00	0.00	0.00	-	178.00	-	-	-	4,900		
4,950	0.00	0.00	0.00	-	237.00	-	-	0.00	0.00	0.00	-	312.00	-	-	-	0.00	0.00	0.00	-	104.00	-	15	0.00	0.00	0.00	-	200.00	-	1	-	4,950		
5,000	0.00	0.00	0.00	-	207.00	-	-	0.00	0.00	0.00	-	285.00	-	-	-	0.00	0.00	0.00	-	125.00	-	25	0.00	0.00	0.00	-	223.00	-	-	-	5,000		
5,050	0.00	0.00	0.00	-	180.00	-	60	0.00	0.00	0.00	-	260.00	-	33	-	80.00	0.00	80.00	80.00	80.00	1	118	0.00	0.00	0.00	-	248.00	-	60	-	5,050		
5,100	208.00	217.00	208.00	217.00	217.00	61	31	280.00	280.00	280.00	280.00	280.00	30	50	-	120.00	217.00	96.00	96.00	96.00	41	40	0.00	0.00	0.00	-	275.00	-	-	-	5,100		
5,150	0.00	0.00	0.00	-	134.00	-	90	253.00	265.00	253.00	265.00	265.00	31	51	-	153.00	0.00	114.00	114.00	114.00	14	102	223.00	223.00	223.00	223.00	223.00	2	43	-	5,150		
5,200	145.00	165.00	145.00	165.00	165.00	4	58	241.00	241.00	241.00	241.00	241.00	1	46	-	150.00	165.00	150.00	150.00	150.00	1	63	248.00	248.00	248.00	248.00	248.00	30	90	-	5,200		
5,250	0.00	0.00	0.00	-	96.00	-	61	224.00	231.00	224.00	231.00	231.00	2	31	-	209.00	0.00	209.00	209.00	209.00	30	166	0.00	0.00	0.00	-	364.00	-	150	-	5,250		
5,300	0.00	0.00	0.00	-	81.00	-	60	0.00	0.00	0.00	-	159.00	-	30	-	0.00	0.00	0.00	-	298.00	-	93	0.00	0.00	0.00	-	396.00	-	120	-	5,300		
5,350	0.00	0.00	0.00	-	67.50	-	90	0.00	0.00	0.00	-	143.00	-	-	-	0.00	0.00	0.00	-	335.00	-	120	0.00	0.00	0.00	-	430.00	-	30	-	5,350		
5,400	0.00	0.00	0.00	-	56.00	-	60	0.00	0.00	0.00	-	128.00	-	-	-	0.00	0.00	0.00	-	373.00	-	31	0.00	0.00	0.00	-	465.00	-	-	-	5,400		
5,450	0.00	0.00	0.00	-	45.75	-	12	0.00	0.00	0.00	-	115.00	-	-	-	0.00	0.00	0.00	-	413.00	-	91	0.00	0.00	0.00	-	502.00	-	-	-	5,450		
5,500	0.00	0.00	0.00	-	37.50	-	95	0.00	0.00	0.00	-	102.00	-	-	-	0.00	0.00	0.00	-	455.00	-	91	0.00	0.00	0.00	-	539.00	-	-	-	5,500		
5,550	0.00	0.00	0.00	-	30.25	-	34	0.00	0.00	0.00	-	91.00	-	-	-	0.00	0.00	0.00	-	498.00	-	89	0.00	0.00	0.00	-	578.00	-	-	-	5,550		
5,600	0.00	0.00	0.00	-	24.25	-	35	0.00	0.00	0.00	-	81.00	-	-	-	0.00	0.00	0.00	-	542.00	-	2	0.00	0.00	0.00	-	618.00	-	-	-	5,600		
5,650	0.00	0.00	0.00	-	19.50	-	1	0.00	0.00	0.00	-	71.50	-	-	-	0.00	0.00	0.00	-	587.00	-	30	0.00	0.00	0.00	-	658.00	-	-	-	5,650		
5,700	0.00	0.00	0.00	-	15.50	-	5	0.00	0.00	0.00	-	63.50	-	-	-	0.00	0.00	0.00	-	633.00	-	90	0.00	0.00	0.00	-	700.00	-	-	-	5,700		
5,750	0.00	0.00	0.00	-	12.25	-	-	0.00	0.00	0.00	-	56.00	-	-	-	0.00	0.00	0.00	-	679.00	-	30	0.00	0.00	0.00	-	742.00	-	-	-	5,750		
5,800	0.00	0.00	0.00	-	9.50	-	81	0.00	0.00	0.00	-	49.25	-	-	-	0.00	0.00	0.00	-	727.00	-	61	0.00	0.00	0.00	-	785.00	-	-	-	5,800		
5,850	0.00	0.00	0.00	-	7.40	-	92	0.00	0.00	0.00	-	43.25	-	-	-	0.00	0.00	0.00	-	774.00	-	31	0.00	0.00	0.00	-	829.00	-	-	-	5,850		
5,900	0.00	0.00	0.00	-	5.70	-	61	0.00	0.00	0.00	-	37.75	-	-	-	0.00	0.00	0.00	-	823.00	-	30	0.00	0.00	0.00	-	874.00	-	-	-	5,900		
5,950	0.00	0.00	0.00	-	4.40	-	-	0.00	0.00	0.00	-	33.00	-	-	-	0.00	0.00	0.00	-	871.00	-	-	0.00	0.00	0.00	-	919.00	-	-	-	5,950		

FTSE/Athex Large Cap

(Trade Unit: 1 Index Point x 2€ - Exercise Style: European, Cash Settlement)

Call Options															Put Options																		
Exercise Price	April 2026						May 2026						Other Months		April 2026						May 2026						Other Months		Exercise Price				
	Open price	Price max	Price min	Last price	Closing price	Volume	Open Interest	Open price	Price max	Price min	Last price	Closing price	Volume	Open Interest	Volume	Open Interest	Open price	Price max	Price min	Last price	Closing price	Volume	Open Interest	Open price	Price max	Price min	Last price	Closing price		Volume	Open Interest	Volume	Open Interest
6,000	0.00	0.00	0.00	-	3.30	-	-	0.00	0.00	0.00	-	28.75	-	-			0.00	0.00	0.00	-	920.00	-	-	0.00	0.00	0.00	-	964.00	-	-			6,000
6,050	0.00	0.00	0.00	-	2.50	-	-	0.00	0.00	0.00	-	25.00	-	-			0.00	0.00	0.00	-	969.00	-	-	0.00	0.00	0.00	-	1,011.00	-	-			6,050
6,100	0.00	0.00	0.00	-	1.90	-	-	0.00	0.00	0.00	-	21.75	-	-			0.00	0.00	0.00	-	1,019.00	-	-	0.00	0.00	0.00	-	1,057.00	-	-			6,100
6,150	0.00	0.00	0.00	-	1.40	-	-	0.00	0.00	0.00	-	18.75	-	-			0.00	0.00	0.00	-	1,068.00	-	-	0.00	0.00	0.00	-	1,104.00	-	-			6,150
6,200	0.00	0.00	0.00	-	1.10	-	-	0.00	0.00	0.00	-	16.25	-	-			0.00	0.00	0.00	-	1,118.00	-	-	0.00	0.00	0.00	-	1,151.00	-	-			6,200
6,250	0.00	0.00	0.00	-	0.78	-	-	0.00	0.00	0.00	-	14.00	-	-			0.00	0.00	0.00	-	1,167.00	-	-	0.00	0.00	0.00	-	1,199.00	-	-			6,250
6,300	0.00	0.00	0.00	-	0.57	-	-	0.00	0.00	0.00	-	12.00	-	-			0.00	0.00	0.00	-	1,217.00	-	-	0.00	0.00	0.00	-	1,247.00	-	-			6,300
6,350	0.00	0.00	0.00	-	0.42	-	-	0.00	0.00	0.00	-	10.50	-	-			0.00	0.00	0.00	-	1,267.00	-	-	0.00	0.00	0.00	-	1,295.00	-	-			6,350
6,400	0.00	0.00	0.00	-	0.30	-	-	-	-	-	-	-	-	-			0.00	0.00	0.00	-	1,317.00	-	-	-	-	-	-	-	-	-			6,400
6,450	0.00	0.00	0.00	-	0.22	-	-	-	-	-	-	-	-	-			0.00	0.00	0.00	-	1,367.00	-	-	-	-	-	-	-	-	-			6,450
6,500	0.00	0.00	0.00	-	0.16	-	-	-	-	-	-	-	-	-			0.00	0.00	0.00	-	1,416.00	-	-	-	-	-	-	-	-	-			6,500
6,550	0.00	0.00	0.00	-	0.11	-	-	-	-	-	-	-	-	-			0.00	0.00	0.00	-	1,466.00	-	-	-	-	-	-	-	-	-			6,550
6,600	0.00	0.00	0.00	-	0.08	-	-	-	-	-	-	-	-	-			0.00	0.00	0.00	-	1,516.00	-	-	-	-	-	-	-	-	-			6,600
6,650	0.00	0.00	0.00	-	0.06	-	-	-	-	-	-	-	-	-			0.00	0.00	0.00	-	1,566.00	-	-	-	-	-	-	-	-	-			6,650
Totals:						65	926						64	241	0	0					88	1,327					32	494	0	0			
Number of Trades:						7							6		0						12						2			0			

Allwyn AG (CR)

(Contract Size: 100 Securities, Exercise Style: American, Physical Delivery)

Call Options																Put Options																	
April 2026							May 2026							Other Months		April 2026							May 2026				Other Months		Exercise Price				
Exerise Price	Open price	Price max	Price min	Last price	Closing price	Volume	Open Interest	Open price	Price max	Price min	Last price	Closing price	Volume	Open Interest	Volume	Open Interest	Open price	Price max	Price min	Last price	Closing price	Volume	Open Interest	Open price	Price max	Price min	Last price	Closing price		Volume	Open Interest	Volume	Open Interest
9.250	0.000	0.000	0.000		4.06	-	-	0.000	0.000	0.000		4.08	-	-			0.000	0.000	0.000		0.001	-	-	0.000	0.000	0.000		0.002	-	-			0.093
9.500	0.000	0.000	0.000		3.81	-	-	0.000	0.000	0.000		3.83	-	-			0.000	0.000	0.000		0.001	-	-	0.000	0.000	0.000		0.004	-	-			0.095
9.750	0.000	0.000	0.000		3.56	-	-	0.000	0.000	0.000		3.58	-	-			0.000	0.000	0.000		0.001	-	-	0.000	0.000	0.000		0.006	-	-			0.098
10.000	0.000	0.000	0.000		3.31	-	-	0.000	0.000	0.000		3.34	-	-			0.000	0.000	0.000		0.001	-	-	0.000	0.000	0.000		0.011	-	-			0.100
10.500	0.000	0.000	0.000		2.81	-	-	0.000	0.000	0.000		2.85	-	-			0.000	0.000	0.000		0.001	-	-	0.000	0.000	0.000		0.027	-	-			0.105
11.000	0.000	0.000	0.000		2.31	-	-	0.000	0.000	0.000		2.39	-	-			0.000	0.000	0.000		0.001	-	-	0.000	0.000	0.000		0.064	-	-			0.110
11.500	0.000	0.000	0.000		1.82	-	-	0.000	0.000	0.000		1.96	-	-			0.000	0.000	0.000		0.006	-	-	0.000	0.000	0.000		0.128	-	-			0.115
12.000	0.000	0.000	0.000		1.34	-	-	0.000	0.000	0.000		1.56	-	-			0.000	0.000	0.000		0.029	-	-	0.344	0.344	0.344	0.344	0.344	15	0			0.120
12.500	0.000	0.000	0.000		0.907	-	-	0.000	0.000	0.000		1.21	-	-			0.000	0.000	0.000		0.095	-	-	0.000	0.000	0.000		0.378	-	-			0.125
13.000	0.000	0.000	0.000		0.552	-	-	0.000	0.000	0.000		0.910	-	-			0.000	0.000	0.000		0.239	-	-	0.000	0.000	0.000		0.579	-	-			0.130
13.500	0.000	0.000	0.000		0.297	-	-	0.000	0.000	0.000		0.666	-	-			0.000	0.000	0.000		0.485	-	15	0.000	0.000	0.000		0.834	-	-			0.135
14.000	0.000	0.000	0.000		0.140	-	-	0.000	0.000	0.000		0.472	-	-			0.000	0.000	0.000		0.828	-	45	0.000	0.000	0.000		1.14	-	-			0.140
14.500	0.000	0.000	0.000		0.056	-	-	0.000	0.000	0.000		0.324	-	-			0.000	0.000	0.000		1.25	-	70	0.000	0.000	0.000		1.49	-	-			0.145
15.000	0.000	0.000	0.000		0.019	-	15	0.000	0.000	0.000		0.215	-	30			0.000	0.000	0.000		1.71	-	90	0.000	0.000	0.000		1.88	-	-			0.150
15.500	0.000	0.000	0.000		0.006	-	90	0.000	0.000	0.000		0.140	-	-			0.000	0.000	0.000		2.20	-	5	0.000	0.000	0.000		2.31	-	-			0.155
16.000	0.000	0.000	0.000		0.001	-	-	0.000	0.000	0.000		0.090	-	-			0.000	0.000	0.000		2.70	-	-	0.000	0.000	0.000		2.76	-	-			0.160
16.500	0.000	0.000	0.000		0.002	-	-	0.000	0.000	0.000		0.056	-	-			0.000	0.000	0.000		3.20	-	-	0.000	0.000	0.000		3.23	-	-			0.165
17.000	0.000	0.000	0.000		0.001	-	-	0.000	0.000	0.000		0.033	-	-			0.000	0.000	0.000		3.70	-	-	0.000	0.000	0.000		3.71	-	-			0.170
17.500	0.000	0.000	0.000		0.001	-	-	0.000	0.000	0.000		0.019	-	-			0.000	0.000	0.000		4.20	-	-	0.000	0.000	0.000		4.20	-	-			0.175
18.000	0.000	0.000	0.000		0.002	-	-	0.000	0.000	0.000		0.012	-	-			0.000	0.000	0.000		4.70	-	-	0.000	0.000	0.000		4.70	-	-			0.180
18.500	0.000	0.000	0.000		0.001	-	-	0.000	0.000	0.000		0.006	-	-			0.000	0.000	0.000		5.20	-	-	0.000	0.000	0.000		5.20	-	-			0.185
19.000	0.000	0.000	0.000		0.001	-	-	0.000	0.000	0.000		0.003	-	-			0.000	0.000	0.000		5.70	-	50	0.000	0.000	0.000		5.70	-	-			0.190
19.500	0.000	0.000	0.000		0.001	-	-	0.000	0.000	0.000		0.002	-	-			0.000	0.000	0.000		6.20	-	50	0.000	0.000	0.000		6.20	-	-			0.195
20.000	0.000	0.000	0.000		0.001	-	-	0.000	0.000	0.000		0.001	-	-			0.000	0.000	0.000		6.70	-	-	0.000	0.000	0.000		6.70	-	-			0.200
21.000	0.000	0.000	0.000		0.001	-	-	0.000	0.000	0.000		0.001	-	-			0.000	0.000	0.000		7.70	-	-	0.000	0.000	0.000		7.70	-	-			0.210
22.000	0.000	0.000	0.000		0.001	-	-	0.000	0.000	0.000		0.001	-	-			0.000	0.000	0.000		8.70	-	-	0.000	0.000	0.000		8.70	-	-			0.220
23.000	0.000	0.000	0.000		0.001	-	-	0.000	0.000	0.000		0.001	-	-			0.000	0.000	0.000		9.70	-	-	0.000	0.000	0.000		9.70	-	-			0.230
24.000	0.000	0.000	0.000		0.001	-	-						-	-			0.000	0.000	0.000		10.70	-	-				-	-			0.240		
25.000	0.000	0.000	0.000		0.001	-	-						-	-			0.000	0.000	0.000		11.70	-	-				-	-			0.250		
26.000	0.000	0.000	0.000		0.001	-	-						-	-			0.000	0.000	0.000		12.70	-	-				-	-			0.260		
27.000						-	-						-	-								-	-				-	-			0.270		
28.000						-	-						-	-								-	-				-	-			0.280		
29.000						-	-						-	-								-	-				-	-			0.290		
30.000						-	-						-	-								-	-				-	-			0.300		
Totals:						0	105					0	30			0	0					0	325							15	10	0	0
Number of Trades:						0						0				0						0.00								1		0	

ALPHA BANK (CR)

(Contract Size: 100 Securities, Exercise Style: American, Physical Delivery)

Call Options																	Put Options																	
Exercise Price	April 2026							May 2026							Other Months		April 2026							May 2026							Other Months		Exercise Price	
	Open price	Price max	Price min	Last price	Closing price	Volume	Open Interest	Open price	Price max	Price min	Last price	Closing price	Volume	Open Interest	Volume	Open Interest	Open price	Price max	Price min	Last price	Closing price	Volume	Open Interest	Open price	Price max	Price min	Last price	Closing price	Volume	Open Interest	Volume	Open Interest		
2.000	0.000	0.000	0.000		0.972	-	-	0.000	0.000	0.000		0.977	-	-			0.000	0.000	0.000		0.001	-	-	0.000	0.000	0.000		0.002	-	-			0.020	
2.100	0.000	0.000	0.000		0.872	-	-	0.000	0.000	0.000		0.879	-	-			0.000	0.000	0.000		0.001	-	-	0.000	0.000	0.000		0.004	-	-			0.021	
2.200	0.000	0.000	0.000		0.773	-	-	0.000	0.000	0.000		0.783	-	-			0.000	0.000	0.000		0.001	-	-	0.000	0.000	0.000		0.007	-	-			0.022	
2.300	0.000	0.000	0.000		0.673	-	-	0.000	0.000	0.000		0.690	-	-			0.000	0.000	0.000		0.001	-	-	0.000	0.000	0.000		0.014	-	-			0.023	
2.400	0.000	0.000	0.000		0.576	-	-	0.000	0.000	0.000		0.601	-	-			0.000	0.000	0.000		0.003	-	-	0.000	0.000	0.000		0.025	-	-			0.024	
2.500	0.000	0.000	0.000		0.481	-	-	0.000	0.000	0.000		0.517	-	-			0.000	0.000	0.000		0.008	-	-	0.000	0.000	0.000		0.040	-	-			0.025	
2.600	0.000	0.000	0.000		0.390	-	-	0.000	0.000	0.000		0.438	-	-			0.000	0.000	0.000		0.018	-	-	0.000	0.000	0.000		0.062	-	-			0.026	
2.700	0.000	0.000	0.000		0.307	-	-	0.000	0.000	0.000		0.366	-	-			0.000	0.000	0.000		0.034	-	-	0.000	0.000	0.000		0.089	-	-			0.027	
2.800	0.000	0.000	0.000		0.234	-	-	0.000	0.000	0.000		0.302	-	-			0.000	0.000	0.000		0.061	-	-	0.000	0.000	0.000		0.125	-	-			0.028	
2.900	0.000	0.000	0.000		0.171	-	-	0.000	0.000	0.000		0.247	-	-			0.000	0.000	0.000		0.099	-	-	0.000	0.000	0.000		0.170	-	-			0.029	
3.000	0.000	0.000	0.000		0.121	-	-	0.000	0.000	0.000		0.198	-	-			0.000	0.000	0.000		0.148	-	10	0.000	0.000	0.000		0.220	-	-			0.030	
3.100	0.000	0.000	0.000		0.082	-	-	0.275	0.275	0.275	0.275	0.275	4	-			0.000	0.000	0.000		0.209	-	-	0.000	0.000	0.000		0.279	-	-			0.031	
3.200	0.120	0.120	0.120	0.120	0.120	20	15	0.000	0.000	0.000		0.123	-	-			0.000	0.000	0.000		0.281	-	-	0.000	0.000	0.000		0.346	-	-			0.032	
3.300	0.000	0.000	0.000		0.034	-	-	0.000	0.000	0.000		0.094	-	30			0.000	0.000	0.000		0.361	-	-	0.000	0.000	0.000		0.417	-	-			0.033	
3.400	0.000	0.000	0.000		0.020	-	-	0.000	0.000	0.000		0.072	-	-			0.000	0.000	0.000		0.448	-	-	0.000	0.000	0.000		0.495	-	-			0.034	
3.500	0.000	0.000	0.000		0.012	-	-	0.000	0.000	0.000		0.055	-	-			0.000	0.000	0.000		0.539	-	-	0.000	0.000	0.000		0.578	-	-			0.035	
3.600	0.000	0.000	0.000		0.006	-	-	0.000	0.000	0.000		0.040	-	-			0.000	0.000	0.000		0.634	-	-	0.000	0.000	0.000		0.663	-	-			0.036	
3.700	0.000	0.000	0.000		0.003	-	5	0.000	0.000	0.000		0.030	-	-			0.000	0.000	0.000		0.732	-	-	0.000	0.000	0.000		0.754	-	-			0.037	
3.800	0.000	0.000	0.000		0.002	-	-	0.000	0.000	0.000		0.021	-	-			0.000	0.000	0.000		0.830	-	-	0.000	0.000	0.000		0.845	-	-			0.038	
3.900	0.000	0.000	0.000		0.001	-	-	0.000	0.000	0.000		0.016	-	-			0.000	0.000	0.000		0.930	-	-	0.000	0.000	0.000		0.940	-	-			0.039	
4.000	0.000	0.000	0.000		0.002	-	-	0.000	0.000	0.000		0.011	-	-			0.000	0.000	0.000		1.03	-	-	0.000	0.000	0.000		1.04	-	-			0.040	
4.250	0.000	0.000	0.000		0.001	-	-	0.000	0.000	0.000		0.005	-	-			0.000	0.000	0.000		1.28	-	-	0.000	0.000	0.000		1.28	-	-			0.043	
4.400						-	-						-	-							-	-					-	-						0.044
4.500	0.000	0.000	0.000		0.001	-	-	0.000	0.000	0.000		0.002	-	-			0.000	0.000	0.000		1.53	-	-	0.000	0.000	0.000		1.53	-	-			0.045	
4.750	0.000	0.000	0.000		0.003	-	-	0.000	0.000	0.000		0.001	-	-			0.000	0.000	0.000		1.78	-	-	0.000	0.000	0.000		1.78	-	-			0.048	
4.800						-	-						-	-							-	-					-	-						0.048
5.000	0.000	0.000	0.000		0.001	-	-	0.000	0.000	0.000		0.001	-	-			0.000	0.000	0.000		2.03	-	-	0.000	0.000	0.000		2.03	-	-			0.050	
5.250	0.000	0.000	0.000		0.001	-	-	0.000	0.000	0.000		0.002	-	-			0.000	0.000	0.000		2.28	-	-	0.000	0.000	0.000		2.28	-	-			0.053	
5.500	0.000	0.000	0.000		0.001	-	-	0.000	0.000	0.000		0.001	-	-			0.000	0.000	0.000		2.53	-	-	0.000	0.000	0.000		2.53	-	-			0.055	
5.750	0.000	0.000	0.000		0.001	-	-	0.000	0.000	0.000		0.001	-	-			0.000	0.000	0.000		2.78	-	-	0.000	0.000	0.000		2.78	-	-			0.058	
6.000	0.000	0.000	0.000		0.001	-	-						-	-			0.000	0.000	0.000		3.03	-	-				-	-					0.060	
6.250	0.000	0.000	0.000		0.001	-	-						-	-			0.000	0.000	0.000		3.28	-	-				-	-					0.063	
6.500	0.000	0.000	0.000		0.001	-	-						-	-			0.000	0.000	0.000		3.53	-	-				-	-					0.065	
6.750	0.000	0.000	0.000		0.001	-	-						-	-			0.000	0.000	0.000		3.78	-	-				-	-					0.068	
7.000	0.000	0.000	0.000		0.001	-	-						-	-			0.000	0.000	0.000		4.03	-	-				-	-					0.070	

ALPHA BANK (CR)

(Contract Size: 100 Securities, Exercise Style: American, Physical Delivery)

	Call Options														Put Options																				
	April 2026							May 2026							Other Months		April 2026							May 2026							Other Months				
Exercise Price	Open price	Price max	Price min	Last price	Closing price	Volume	Open Interest	Open price	Price max	Price min	Last price	Closing price	Volume	Open Interest	Volume	Open Interest	Open price	Price max	Price min	Last price	Closing price	Volume	Open Interest	Open price	Price max	Price min	Last price	Closing price	Volume	Open Interest	Volume	Open Interest	Exercise Price		
Totals:						20	20						4	30	0	0						20	10						0	0	0	0			
Number of Trades:							1						1		0							0.00							0		0				

NATIONAL BANK (CR)

(Contract Size: 100 Securities, Exercise Style: American, Physical Delivery)

Call Options																	Put Options																
April 2026							May 2026							Other Months		April 2026					May 2026					Other Months		Exercise Price					
Exercise Price	Open price	Price max	Price min	Last price	Closing price	Volume	Open Interest	Open price	Price max	Price min	Last price	Closing price	Volume	Open Interest	Volume	Open Interest	Open price	Price max	Price min	Last price	Closing price	Volume	Open Interest	Open price	Price max	Price min	Last price		Closing price	Volume	Open Interest	Volume	Open Interest
8.250						-	-							-	-								-	-									0.083
8.400						-	-							-	-								-	-									0.084
8.500						-	-							-	-								-	-									0.085
8.750	0.000	0.000	0.000		3.96	-	-	0.000	0.000	0.000		3.98	-	-			0.000	0.000	0.000		0.001	-	-	0.000	0.000	0.000		0.007	-	-		0.088	
8.800						-	-							-	-								-	-									0.088
9.000	0.000	0.000	0.000		3.71	-	-	0.000	0.000	0.000		3.73	-	-			0.000	0.000	0.000		0.001	-	-	0.000	0.000	0.000		0.012	-	-		0.090	
9.200						-	-							-	-								-	-									0.092
9.250	0.000	0.000	0.000		3.46	-	-	0.000	0.000	0.000		3.49	-	-			0.000	0.000	0.000		0.001	-	-	0.000	0.000	0.000		0.019	-	-		0.093	
9.500	0.000	0.000	0.000		3.21	-	-	0.000	0.000	0.000		3.25	-	-			0.000	0.000	0.000		0.001	-	-	0.000	0.000	0.000		0.029	-	-		0.095	
9.600						-	-							-	-								-	-									0.096
9.750	0.000	0.000	0.000		2.96	-	-	0.000	0.000	0.000		3.02	-	-			0.000	0.000	0.000		0.003	-	-	0.000	0.000	0.000		0.044	-	-		0.098	
10.000	0.000	0.000	0.000		2.72	-	-	0.000	0.000	0.000		2.79	-	-			0.000	0.000	0.000		0.006	-	-	0.000	0.000	0.000		0.061	-	-		0.100	
10.500	0.000	0.000	0.000		2.23	-	-	0.000	0.000	0.000		2.34	-	-			0.000	0.000	0.000		0.020	-	-	0.000	0.000	0.000		0.116	-	-		0.105	
11.000	0.000	0.000	0.000		1.77	-	-	0.000	0.000	0.000		1.93	-	-			0.000	0.000	0.000		0.055	-	-	0.000	0.000	0.000		0.205	-	-		0.110	
11.500	0.000	0.000	0.000		1.34	-	-	0.000	0.000	0.000		1.56	-	-			0.000	0.000	0.000		0.127	-	-	0.000	0.000	0.000		0.334	-	-		0.115	
12.000	0.000	0.000	0.000		0.966	-	-	0.000	0.000	0.000		1.24	-	-			0.000	0.000	0.000		0.254	-	15	0.000	0.000	0.000		0.509	-	-		0.120	
12.500	0.000	0.000	0.000		0.663	-	-	0.000	0.000	0.000		0.962	-	-			0.000	0.000	0.000		0.451	-	10	0.000	0.000	0.000		0.732	-	-		0.125	
13.000	0.000	0.000	0.000		0.427	-	-	0.000	0.000	0.000		0.732	-	-			0.000	0.000	0.000		0.715	-	-	0.000	0.000	0.000		1.00	-	-		0.130	
13.500	0.000	0.000	0.000		0.257	-	30	0.000	0.000	0.000		0.544	-	60			0.000	0.000	0.000		1.05	-	-	0.000	0.000	0.000		1.31	-	-		0.135	
14.000	0.000	0.000	0.000		0.149	-	-	0.000	0.000	0.000		0.392	-	-			0.000	0.000	0.000		1.44	-	-	0.000	0.000	0.000		1.66	-	-		0.140	
14.500	0.000	0.000	0.000		0.082	-	-	0.000	0.000	0.000		0.283	-	-			0.000	0.000	0.000		1.87	-	-	0.000	0.000	0.000		2.05	-	-		0.145	
15.000	0.000	0.000	0.000		0.042	-	-	0.000	0.000	0.000		0.201	-	-			0.000	0.000	0.000		2.33	-	-	0.000	0.000	0.000		2.47	-	-		0.150	
15.500	0.000	0.000	0.000		0.021	-	-	0.000	0.000	0.000		0.137	-	-			0.000	0.000	0.000		2.81	-	-	0.000	0.000	0.000		2.91	-	-		0.155	
16.000	0.000	0.000	0.000		0.010	-	-	0.000	0.000	0.000		0.092	-	-			0.000	0.000	0.000		3.30	-	-	0.000	0.000	0.000		3.37	-	-		0.160	
16.500	0.000	0.000	0.000		0.004	-	-	0.000	0.000	0.000		0.063	-	-			0.000	0.000	0.000		3.80	-	-	0.000	0.000	0.000		3.84	-	-		0.165	
17.000	0.000	0.000	0.000		0.002	-	-	0.000	0.000	0.000		0.040	-	-			0.000	0.000	0.000		4.30	-	-	0.000	0.000	0.000		4.32	-	-		0.170	
17.500	0.000	0.000	0.000		0.001	-	-	0.000	0.000	0.000		0.027	-	-			0.000	0.000	0.000		4.80	-	-	0.000	0.000	0.000		4.81	-	-		0.175	
18.000	0.000	0.000	0.000		0.001	-	-	0.000	0.000	0.000		0.017	-	-			0.000	0.000	0.000		5.30	-	-	0.000	0.000	0.000		5.30	-	-		0.180	
18.500	0.000	0.000	0.000		0.001	-	-	0.000	0.000	0.000		0.010	-	-			0.000	0.000	0.000		5.80	-	-	0.000	0.000	0.000		5.80	-	-		0.185	
19.000	0.000	0.000	0.000		0.001	-	-	0.000	0.000	0.000		0.007	-	-			0.000	0.000	0.000		6.30	-	-	0.000	0.000	0.000		6.30	-	-		0.190	
19.500	0.000	0.000	0.000		0.001	-	-	0.000	0.000	0.000		0.004	-	-			0.000	0.000	0.000		6.80	-	-	0.000	0.000	0.000		6.80	-	-		0.195	
20.000	0.000	0.000	0.000		0.001	-	-							-	-						7.30	-	-									0.200	
21.000	0.000	0.000	0.000		0.001	-	-							-	-						8.30	-	-									0.210	
22.000	0.000	0.000	0.000		0.001	-	-							-	-						9.30	-	-									0.220	
Totals:						0	30							0	60	0	0						0	25						0	0	0	309
Number of Trades:						0							0			0.00						0			0								

OTE (CR)

(Contract Size: 100 Securities, Exercise Style: American, Physical Delivery)

Call Options																Put Options																		
April 2026								May 2026								Other Months		April 2026						May 2026					Other Months		Exerise Price			
Exerise Price	Open price	Price max	Price min	Last price	Closing price	Volume	Open Interest	Open price	Price max	Price min	Last price	Closing price	Volume	Open Interest	Volume	Open Interest	Open price	Price max	Price min	Last price	Closing price	Volume	Open Interest	Open price	Price max	Price min	Last price	Closing price	Volume	Open Interest		Volume	Open Interest	
10.000						-	-							-	-									-	-									0.100
10.500						-	-							-	-									-	-									0.105
11.000	0.000	0.000	0.000		5.51	-	-	0.000	0.000	0.000		5.53	-	-			0.000	0.000	0.000		0.001	-	-	0.000	0.000	0.000		0.001	-	-			0.110	
11.500	0.000	0.000	0.000		5.01	-	-	0.000	0.000	0.000		5.03	-	-			0.000	0.000	0.000		0.001	-	-	0.000	0.000	0.000		0.001	-	-			0.115	
12.000	0.000	0.000	0.000		4.51	-	-	0.000	0.000	0.000		4.53	-	-			0.000	0.000	0.000		0.001	-	-	0.000	0.000	0.000		0.001	-	-			0.120	
12.500	0.000	0.000	0.000		4.01	-	-	0.000	0.000	0.000		4.03	-	-			0.000	0.000	0.000		0.001	-	-	0.000	0.000	0.000		0.001	-	-			0.125	
13.000	0.000	0.000	0.000		3.51	-	-	0.000	0.000	0.000		3.54	-	-			0.000	0.000	0.000		0.001	-	-	0.000	0.000	0.000		0.004	-	-			0.130	
13.500	0.000	0.000	0.000		3.01	-	-	0.000	0.000	0.000		3.05	-	-			0.000	0.000	0.000		0.001	-	-	0.000	0.000	0.000		0.013	-	-			0.135	
14.000	0.000	0.000	0.000		2.52	-	-	0.000	0.000	0.000		2.57	-	-			0.000	0.000	0.000		0.003	-	-	0.000	0.000	0.000		0.034	-	-			0.140	
14.500	0.000	0.000	0.000		2.03	-	-	0.000	0.000	0.000		2.11	-	-			0.000	0.000	0.000		0.012	-	-	0.000	0.000	0.000		0.075	-	-			0.145	
15.000	0.000	0.000	0.000		1.55	-	-	0.000	0.000	0.000		1.68	-	-			0.000	0.000	0.000		0.038	-	-	0.000	0.000	0.000		0.147	-	-			0.150	
15.500	0.000	0.000	0.000		1.12	-	-	0.000	0.000	0.000		1.30	-	-			0.000	0.000	0.000		0.105	-	-	0.000	0.000	0.000		0.261	-	-			0.155	
16.000	0.000	0.000	0.000		0.751	-	-	0.000	0.000	0.000		0.966	-	-			0.304	0.304	0.304	0.304	0.304	1	60	0.000	0.000	0.000		0.427	-	-			0.160	
16.500	0.000	0.000	0.000		0.457	-	-	0.000	0.000	0.000		0.691	-	-			0.000	0.000	0.000		0.442	-	45	0.000	0.000	0.000		0.652	-	-			0.165	
17.000	0.000	0.000	0.000		0.258	-	16	0.000	0.000	0.000		0.476	-	-			0.000	0.000	0.000		0.743	-	-	0.000	0.000	0.000		0.938	-	-			0.170	
17.500	0.000	0.000	0.000		0.128	-	15	0.000	0.000	0.000		0.315	-	-			0.000	0.000	0.000		1.11	-	-	0.000	0.000	0.000		1.28	-	-			0.175	
18.000	0.000	0.000	0.000		0.060	-	-	0.000	0.000	0.000		0.200	-	-			0.000	0.000	0.000		1.55	-	-	0.000	0.000	0.000		1.66	-	-			0.180	
18.500	0.000	0.000	0.000		0.024	-	-	0.000	0.000	0.000		0.122	-	-			0.000	0.000	0.000		2.01	-	-	0.000	0.000	0.000		2.09	-	-			0.185	
19.000	0.000	0.000	0.000		0.009	-	-	0.000	0.000	0.000		0.073	-	-			0.000	0.000	0.000		2.50	-	-	0.000	0.000	0.000		2.54	-	-			0.190	
19.500	0.000	0.000	0.000		0.003	-	-	0.000	0.000	0.000		0.042	-	-			0.000	0.000	0.000		3.00	-	-	0.000	0.000	0.000		3.02	-	-			0.195	
20.000	0.000	0.000	0.000		0.001	-	-	0.000	0.000	0.000		0.023	-	-			0.000	0.000	0.000		3.50	-	-	0.000	0.000	0.000		3.50	-	-			0.200	
21.000	0.000	0.000	0.000		0.001	-	-	0.000	0.000	0.000		0.006	-	-			0.000	0.000	0.000		4.50	-	-	0.000	0.000	0.000		4.50	-	-			0.210	
22.000	0.000	0.000	0.000		0.001	-	-	0.000	0.000	0.000		0.001	-	-			0.000	0.000	0.000		5.50	-	-	0.000	0.000	0.000		5.50	-	-			0.220	
23.000	0.000	0.000	0.000		0.001	-	-	0.000	0.000	0.000		0.001	-	-			0.000	0.000	0.000		6.50	-	-	0.000	0.000	0.000		6.50	-	-			0.230	
24.000	0.000	0.000	0.000		0.001	-	-	0.000	0.000	0.000		0.001	-	-			0.000	0.000	0.000		7.50	-	-	0.000	0.000	0.000		7.50	-	-			0.240	
25.000	0.000	0.000	0.000		0.001	-	-	0.000	0.000	0.000		0.001	-	-			0.000	0.000	0.000		8.50	-	-	0.000	0.000	0.000		8.50	-	-			0.250	
26.000	0.000	0.000	0.000		0.001	-	-	0.000	0.000	0.000		0.001	-	-			0.000	0.000	0.000		9.50	-	-	0.000	0.000	0.000		9.50	-	-			0.260	
Totals:						0	31						0	0	0	0						0	105						0	0	0	0		
Number of Trades:							0						0		0								1.00						0		0			

PIRAEUS BANK (CR)

(Contract Size: 100 Securities, Exercise Style: American, Physical Delivery)

Call Options														Put Options																				
April 2026							May 2026							Other Months		April 2026							May 2026							Other Months		Exercise Price		
Open price	Price max	Price min	Last price	Closing price	Volume	Open Interest	Open price	Price max	Price min	Last price	Closing price	Volume	Open Interest	Volume	Open Interest	Open price	Price max	Price min	Last price	Closing price	Volume	Open Interest	Open price	Price max	Price min	Last price	Closing price	Volume	Open Interest	Volume	Open Interest			
4.250	0.000	0.000	0.000	2.38	-	-	0.000	0.000	0.000	2.39	-	-				0.000	0.000	0.000	0.001	-	-	0.000	0.000	0.000	0.001	-	-				0.043			
4.500	0.000	0.000	0.000	2.13	-	-	0.000	0.000	0.000	2.14	-	-				0.000	0.000	0.000	0.001	-	-	0.000	0.000	0.000	0.002	-	-				0.045			
4.750	0.000	0.000	0.000	1.88	-	-	0.000	0.000	0.000	1.90	-	-				0.000	0.000	0.000	0.002	-	-	0.000	0.000	0.000	0.007	-	-				0.048			
5.000	0.000	0.000	0.000	1.64	-	-	0.000	0.000	0.000	1.66	-	-				0.000	0.000	0.000	0.001	-	-	0.000	0.000	0.000	0.015	-	-				0.050			
5.250	0.000	0.000	0.000	1.39	-	-	0.000	0.000	0.000	1.42	-	-				0.000	0.000	0.000	0.004	-	-	0.000	0.000	0.000	0.031	-	-				0.053			
5.500	0.000	0.000	0.000	1.15	-	-	0.000	0.000	0.000	1.20	-	-				0.000	0.000	0.000	0.011	-	-	0.000	0.000	0.000	0.060	-	-				0.055			
5.750	0.000	0.000	0.000	0.917	-	-	0.000	0.000	0.000	0.998	-	-				0.000	0.000	0.000	0.031	-	-	0.000	0.000	0.000	0.103	-	-				0.058			
6.000	0.000	0.000	0.000	0.704	-	-	0.000	0.000	0.000	0.812	-	-				0.000	0.000	0.000	0.068	-	-	0.000	0.000	0.000	0.167	-	-				0.060			
6.250	0.000	0.000	0.000	0.516	-	-	0.000	0.000	0.000	0.648	-	-				0.000	0.000	0.000	0.130	-	20	0.000	0.000	0.000	0.253	-	-				0.063			
6.500	0.000	0.000	0.000	0.363	-	-	0.000	0.000	0.000	0.508	-	-				0.000	0.000	0.000	0.226	-	-	0.000	0.000	0.000	0.362	-	-				0.065			
6.750	0.000	0.000	0.000	0.242	-	-	0.000	0.000	0.000	0.389	-	-				0.000	0.000	0.000	0.356	-	-	0.000	0.000	0.000	0.493	-	-				0.068			
7.000	0.000	0.000	0.000	0.153	-	-	0.000	0.000	0.000	0.291	-	-				0.000	0.000	0.000	0.516	-	30	0.000	0.000	0.000	0.645	-	-				0.070			
7.250	0.180	0.180	0.180	0.180	0.180	20	-		0.000	0.000	0.000	0.213	-	-				0.000	0.000	0.000	0.705	-	-	0.000	0.000	0.000	0.817	-	-			0.073		
7.500	0.000	0.000	0.000	0.051	-	1,200			0.000	0.000	0.000	0.156	-	50				0.000	0.000	0.000	0.916	-	-	0.000	0.000	0.000	1.01	-	-			0.075		
7.750	0.000	0.000	0.000	0.027	-	1,200			0.000	0.000	0.000	0.111	-	-				0.000	0.000	0.000	1.14	-	-	0.000	0.000	0.000	1.22	-	-			0.078		
8.000	0.000	0.000	0.000	0.014	-	-			0.000	0.000	0.000	0.076	-	-				0.000	0.000	0.000	1.38	-	-	0.000	0.000	0.000	1.43	-	-			0.080		
8.250	0.000	0.000	0.000	0.007	-	-			0.000	0.000	0.000	0.053	-	-				0.000	0.000	0.000	1.62	-	-	0.000	0.000	0.000	1.66	-	-			0.083		
8.500	0.000	0.000	0.000	0.003	-	-			0.000	0.000	0.000	0.036	-	-				0.000	0.000	0.000	1.87	-	-	0.000	0.000	0.000	1.89	-	-			0.085		
8.750	0.000	0.000	0.000	0.001	-	-			0.000	0.000	0.000	0.023	-	-				0.000	0.000	0.000	2.12	-	-	0.000	0.000	0.000	2.13	-	-			0.088		
9.000	0.000	0.000	0.000	0.001	-	-			0.000	0.000	0.000	0.016	-	-				0.000	0.000	0.000	2.37	-	-	0.000	0.000	0.000	2.38	-	-			0.090		
9.250	0.000	0.000	0.000	0.001	-	-			0.000	0.000	0.000	0.010	-	-				0.000	0.000	0.000	2.62	-	-	0.000	0.000	0.000	2.62	-	-			0.093		
9.500	0.000	0.000	0.000	0.001	-	-			0.000	0.000	0.000	0.006	-	-				0.000	0.000	0.000	2.87	-	-	0.000	0.000	0.000	2.87	-	-			0.095		
9.750	0.000	0.000	0.000	0.001	-	-			0.000	0.000	0.000	0.004	-	-				0.000	0.000	0.000	3.12	-	-	0.000	0.000	0.000	3.12	-	-			0.098		
10.000	0.000	0.000	0.000	0.001	-	-			0.000	0.000	0.000	0.003	-	-				0.000	0.000	0.000	3.37	-	-	0.000	0.000	0.000	3.37	-	-			0.100		
10.500	0.000	0.000	0.000	0.001	-	-			0.000	0.000	0.000	0.001	-	-				0.000	0.000	0.000	3.87	-	-	0.000	0.000	0.000	3.87	-	-			0.105		
11.000	0.000	0.000	0.000	0.001	-	-			0.000	0.000	0.000	0.002	-	-				0.000	0.000	0.000	4.37	-	-	0.000	0.000	0.000	4.37	-	-			0.110		
11.500	0.000	0.000	0.000	0.001	-	-							-	-				0.000	0.000	0.000	4.87	-	-					-	-			0.115		
12.000	0.000	0.000	0.000	0.001	-	-							-	-				0.000	0.000	0.000	5.37	-	-					-	-			0.120		
12.500	0.000	0.000	0.000	0.001	-	-							-	-				0.000	0.000	0.000	5.87	-	-					-	-			0.125		
13.000	0.000	0.000	0.000	0.001	-	-							-	-				0.000	0.000	0.000	6.37	-	-					-	-			0.130		
Totals:					20	2,400							0	50	0	0							20	50							0	0	0	0
Number of Trades:					1								0	0									0.00								0	0		

PPC (CR)

(Contract Size: 100 Securities, Exercise Style: American, Physical Delivery)

Call Options																	Put Options																
April 2026							May 2026							Other Months		April 2026					May 2026					Other Months		Exercise Price					
Exercise Price	Open price	Price max	Price min	Last price	Closing price	Volume	Open Interest	Open price	Price max	Price min	Last price	Closing price	Volume	Open Interest	Volume	Open Interest	Open price	Price max	Price min	Last price	Closing price	Volume	Open Interest	Open price	Price max	Price min	Last price		Closing price	Volume	Open Interest	Volume	Open Interest
9.200						-	-																										0.092
9.500						-	-																										0.095
9.600						-	-																										0.096
9.750						-	-																										0.098
10.000						-	-																										0.100
10.500						-	-																										0.105
11.000						-	-																										0.110
11.500						-	-																										0.115
12.000	0.000	0.000	0.000		5.60	-	-	0.000	0.000	0.000		5.62	-	-			0.000	0.000	0.000		0.001	-	-	0.000	0.000	0.000		0.001	-	-		0.120	
12.500	0.000	0.000	0.000		5.10	-	-	0.000	0.000	0.000		5.12	-	-			0.000	0.000	0.000		0.001	-	-	0.000	0.000	0.000		0.001	-	-		0.125	
13.000	0.000	0.000	0.000		4.60	-	-	0.000	0.000	0.000		4.62	-	-			0.000	0.000	0.000		0.001	-	-	0.000	0.000	0.000		0.001	-	-		0.130	
13.500	0.000	0.000	0.000		4.10	-	-	0.000	0.000	0.000		4.13	-	-			0.000	0.000	0.000		0.001	-	-	0.000	0.000	0.000		0.004	-	-		0.135	
14.000	0.000	0.000	0.000		3.60	-	-	0.000	0.000	0.000		3.64	-	-			0.000	0.000	0.000		0.001	-	-	0.000	0.000	0.000		0.012	-	-		0.140	
14.500	0.000	0.000	0.000		3.11	-	-	0.000	0.000	0.000		3.15	-	-			0.000	0.000	0.000		0.001	-	-	0.000	0.000	0.000		0.027	-	-		0.145	
15.000	0.000	0.000	0.000		2.61	-	-	0.000	0.000	0.000		2.68	-	-			0.000	0.000	0.000		0.004	-	-	0.000	0.000	0.000		0.057	-	-		0.150	
15.500	0.000	0.000	0.000		2.12	-	-	0.000	0.000	0.000		2.24	-	-			0.000	0.000	0.000		0.016	-	-	0.000	0.000	0.000		0.109	-	-		0.155	
16.000	0.000	0.000	0.000		1.65	-	-	0.000	0.000	0.000		1.82	-	-			0.000	0.000	0.000		0.048	-	-	0.000	0.000	0.000		0.193	-	-		0.160	
16.500	0.000	0.000	0.000		1.22	-	-	0.000	0.000	0.000		1.45	-	-			0.000	0.000	0.000		0.117	-	30	0.000	0.000	0.000		0.318	-	-		0.165	
17.000	0.000	0.000	0.000		0.851	-	45	0.000	0.000	0.000		1.12	-	-			0.000	0.000	0.000		0.244	-	-	0.000	0.000	0.000		0.490	-	-		0.170	
17.500	0.000	0.000	0.000		0.551	-	2	0.000	0.000	0.000		0.846	-	-			0.000	0.000	0.000		0.445	-	-	0.000	0.000	0.000		0.714	-	-		0.175	
18.000	0.000	0.000	0.000		0.329	-	-	0.000	0.000	0.000		0.621	-	1			0.000	0.000	0.000		0.723	-	-	0.000	0.000	0.000		0.989	-	-		0.180	
18.500	0.000	0.000	0.000		0.184	-	17	0.000	0.000	0.000		0.443	-	2			0.000	0.000	0.000		1.08	-	-	0.000	0.000	0.000		1.31	-	-		0.185	
19.000	0.000	0.000	0.000		0.092	-	9	0.000	0.000	0.000		0.307	-	-			0.000	0.000	0.000		1.49	-	-	0.000	0.000	0.000		1.68	-	-		0.190	
19.500	0.000	0.000	0.000		0.043	-	5	0.000	0.000	0.000		0.205	-	-			0.000	0.000	0.000		1.94	-	-	0.000	0.000	0.000		2.08	-	-		0.195	
20.000	0.000	0.000	0.000		0.019	-	-	0.000	0.000	0.000		0.132	-	-			0.000	0.000	0.000		2.42	-	-	0.000	0.000	0.000		2.51	-	-		0.200	
21.000	0.000	0.000	0.000		0.003	-	-	0.000	0.000	0.000		0.053	-	-			0.000	0.000	0.000		3.41	-	-	0.000	0.000	0.000		3.43	-	-		0.210	
22.000	0.000	0.000	0.000		0.001	-	-	0.000	0.000	0.000		0.018	-	-			0.000	0.000	0.000		4.41	-	-	0.000	0.000	0.000		4.41	-	-		0.220	
23.000	0.000	0.000	0.000		0.003	-	-	0.000	0.000	0.000		0.006	-	-			0.000	0.000	0.000		5.41	-	-	0.000	0.000	0.000		5.41	-	-		0.230	
24.000	0.000	0.000	0.000		0.001	-	-	0.000	0.000	0.000		0.002	-	-			0.000	0.000	0.000		6.41	-	-	0.000	0.000	0.000		6.41	-	-		0.240	
25.000	0.000	0.000	0.000		0.001	-	-	0.000	0.000	0.000		0.001	-	-			0.000	0.000	0.000		7.41	-	-	0.000	0.000	0.000		7.41	-	-		0.250	
26.000	0.000	0.000	0.000		0.001	-	-	0.000	0.000	0.000		0.002	-	-			0.000	0.000	0.000		8.41	-	-	0.000	0.000	0.000		8.41	-	-		0.260	
27.000	0.000	0.000	0.000		0.001	-	-	0.000	0.000	0.000		0.001	-	-			0.000	0.000	0.000		9.41	-	-	0.000	0.000	0.000		9.41	-	-		0.270	
28.000	0.000	0.000	0.000		0.001	-	-	0.000	0.000	0.000		0.001	-	-			0.000	0.000	0.000		10.41	-	-	0.000	0.000	0.000		10.41	-	-		0.280	
29.000	0.000	0.000	0.000		0.001	-	-										0.000	0.000	0.000		11.41	-	-									0.290	
30.000	0.000	0.000	0.000		0.001	-	-										0.000	0.000	0.000		12.41	-	-									0.300	

PPC (CR)

(Contract Size: 100 Securities, Exercise Style: American, Physical Delivery)

	Call Options														Put Options																				
	April 2026							May 2026							Other Months		April 2026							May 2026							Other Months				
Exercise Price	Open price	Price max	Price min	Last price	Closing price	Volume	Open Interest	Open price	Price max	Price min	Last price	Closing price	Volume	Open Interest	Volume	Open Interest	Open price	Price max	Price min	Last price	Closing price	Volume	Open Interest	Open price	Price max	Price min	Last price	Closing price	Volume	Open Interest	Volume	Open Interest	Exercise Price		
Totals:						0	78						0	3	0	0						0	30						0	0	0	0			
Number of Trades:							0						0			0						0.00						0			0				

Lending Products	Underlying Title	Multilateral Transactions[1]					Bilateral Transactions[2]		Stock Borrowing through OTC (volume)[3]
		Open Interest[5]	Volume(Offered)	Average Weighted	Transactions volume	Average Weighted	Transactions Volume	Average Weighted	Transactions Volume
ADMIEBOR	ADMIE (IPTO) HOLDING S.A. (CR)	1,000	---	---	---	---	1,000	0.01%	5,269,021
AEGNBOR	AEGEAN AIRLINES (CR)	---	---	---	---	---	---	---	459,616
AKTRBOR	AKTOR S.A. HOLDING CO. (CR)	---	---	---	---	---	---	---	619,853
ALWNBOR	Allwyn AG (CR)	24,969	---	---	---	---	---	---	9,275,760
ALPHABOR	ALPHA BANK (CR)	8,000	---	---	---	---	---	---	185,028,526
AETFBOR	ALPHA ETF FTSE Athex Large Cap	---	---	---	---	---	---	---	2,000
AEMBOR	ALTER EGO MEDIA (CR)	---	---	---	---	---	---	---	---
AIABOR	ATHENS INTL AIRPORT (CR)	12,927	---	---	2,335	3.86%	---	---	322,461
ACAGBOR	AUSTRIACARD (CB)	---	---	---	---	---	---	---	962
OTOELBOR	AUTOHELLAS SA (CR)	7,400	---	---	---	---	---	---	73,715
AVAXBOR	AVAX S.A. (CR)	7,900	---	---	---	---	---	---	513,390
BYLOTBOR	BALLY'S INTRALOT (CR)	---	---	---	---	---	---	---	35,160,387
BOCHGRBOR	BANK OF CYPRUS (CR)	---	---	---	---	---	---	---	496,645
EEEBOR	CC HBC AG (CR)	1,160	---	---	---	---	---	---	104,667
CENERBOR	CENERGY HOLDINGS (CB)	16,272	---	---	---	---	---	---	1,329,355
CREDIABOR	CrediaBank (CR)	6,700	---	---	78	5.50%	---	---	276,240
DIMANDBOR	DIMAND (CR)	---	---	---	---	---	---	---	12,342
ELLAKTORBOR	ELLAKTOR (CR)	54,732	---	---	---	---	---	---	154,059
ELHABOR	ELVALHALCOR (CR)	11,714	---	---	---	---	---	---	409,828
EUROBBOR	EUROBANK (CR)	5,598	---	---	---	---	---	---	121,390,707
EYDAPBOR	EYDAP S.A. (CR)	---	---	---	641	3.70%	---	---	353,219
FOYRKBOR	FOURLIS (CR)	2,500	---	---	---	---	---	---	111,523
GEKTERNABOR	GEK TERNA (CR)	12,566	---	---	---	---	---	---	1,195,398
SARBOR	GR. SARANTIS S.A. (CR)	3,508	---	---	---	---	---	---	127,154
EXAEBOR	HELLENIC EXCHANGES-A.S.E. (CR)	14,409	---	---	---	---	---	---	339,370
ELPEBOR	HELLENIQ ENERGY (CR)	58,000	---	---	---	---	---	---	726,655
INTEKBOR	IDEAL HOLDINGS (CR)	---	---	---	---	---	---	---	45,787
INTRKBOR	INTRACOM HOLDINGS (CR)	---	---	---	---	---	---	---	254,903
BELABOR	JUMBO SA (CR)	---	---	---	---	---	---	---	924,304
KRIBOR	KRI-KRI S.A. (CR)	2,999	---	---	---	---	---	---	---
LAMDABOR	LAMDA DEVELOPMENT SA (CR)	---	---	---	---	---	---	---	247,658

## Stock Lending Notes

[1] - Multilateral contracts Lending or Borrowing as per Methods 8-1, 8-2 and 8-3-3 (According to ATHEX BoD Resolution No.17)

[2] - Bilateral Contracts Lending or Borrowing as per Methods 8-3-1 and 8-3-2 & Contracts as per Method 4 (According to ATHEX BoD Resolution No.20)

[3] - The information concerning OTC Stock Borrowing Transactions is based on the statements of the Dematerialised Securities System (DSS) operators involved and refers to volumes that have been registered up until the previous working day.

[4] - Average Price (Volume weighted)

[5] - The Data concerning Open Interest before the start of trading session

Lending Products	Underlying Title	Open Interest[5]	Multilateral Transactions[1]				Bilateral Transactions[2]		Stock Borrowing through OTC (volume)[3]
			Volume(Offered)	Average Weighted	Transactions volume	Average Weighted	Transactions Volume	Average Weighted	Transactions Volume
MTLNBOR	METLEN PLC (CR)	16,990	---	---	---	---	---	---	1,255,440
MIGBOR	MIG (CR)	1,495	---	---	---	---	---	---	39,913
MOHBOR	MOTOR OIL (CR)	18,279	---	---	---	---	---	---	723,382
ETEBOR	NATIONAL BANK (CR)	56,465	---	---	---	---	---	---	23,865,930
NOVALBOR	NOVAL PROPERTY REIC (CR)	---	---	---	---	---	---	---	---
OPTIMABOR	OPTIMA BANK (CR)	200	---	---	---	---	---	---	5,122,028
HTOBOR	OTE (CR)	2,500	---	---	---	---	---	---	4,136,512
PPABOR	P.P.A. S.A. (CR)	4,500	---	---	---	---	---	---	86,154
TPEIRBOR	PIRAEUS BANK (CR)	3,000	---	---	---	---	---	---	10,805,419
PPCBOR	PPC (CR)	55,370	---	---	6,000	3.82%	---	---	10,086,761
PROFBOR	PROFILE SA (CR)	---	---	---	---	---	---	---	47,549
QLCOBOR	QUALCO GROUP (CR)	---	---	---	---	---	---	---	978,575
QUESTBOR	QUEST HOLDINGS (CR)	4,191	---	---	---	---	---	---	48,196
TITCBOR	TITAN (CB)	5,481	---	---	---	---	---	---	119,551
OLTHBOR	TPA SA (CR)	---	---	---	---	---	---	---	750
TRESTATESBOR	TRADE ESTATES REIC (CR)	---	---	---	---	---	---	---	---
VIOBOR	VIOHALCO SA/IV (CB)	---	---	---	---	---	---	---	---

## Stock Lending Notes

[1] - Multilateral contracts Lending or Borrowing as per Methods 8-1, 8-2 and 8-3-3 (According to ATHEX BoD Resolution No.17)

[2] - Bilateral Contracts Lending or Borrowing as per Methods 8-3-1 and 8-3-2 & Contracts as per Method 4 (According to ATHEX BoD Resolution No.20)

[3] - The information concerning OTC Stock Borrowing Transactions is based on the statements of the Dematerialised Securities System (DSS) operators involved and refers to volumes that have been registered up until the previous working day.

[4] - Average Price (Volume weighted)

[5] - The Data concerning Open Interest before the start of trading session

## Sectors codification for listed companies

12003 -	ETF	10101010	Computer Services
10101015	Software	10102030	Computer Hardware
15101010	Telecommunications Equipment	15102015	Telecommunications Services
20101010	Health Care Facilities	20102010	Medical Equipment
20103015	Pharmaceuticals	30101010	Banks
30202000	Diversified Financial Services	30202010	Asset Managers & Custodians
30202015	Investment Services	30204000	Closed End Investments
30302010	Full Line Insurance	30302015	Insurance Brokers
30302025	Property and Casualty Insurance	35101010	Real Estate Holding and Development
35101015	Real Estate Services	35102000	Diversified REITs
35102045	Retail REITs.	40202015	Household Furnishings
40202020	Household Appliance	40203040	Electronic Entertainment
40204020	Clothing & Accessories	40301010	Entertainment
40301030	Publishing	40301035	Radio & TV Broadcasters
40401010	Diversified Retailers	40401020	Apparel Retailers
40401025	Home Improvement Retailers	40401030	Specialty Retailers
40501010	Airlines	40501015	Travel & Tourism
40501020	Casinos & Gambling	40501025	Hotels & Motels
45101015	Distillers & Vintners	45101020	Soft Drinks
45102010	Farming Fishing Ranching & Plantations	45102020	Food Products
45103010	Tobacco	45201010	Food Retailers & Wholesalers
45201020	Personal Products	50101010	Construction
50101020	Building Roof/Wallboard and Plumbing	50101030	Cement
50101035	Building Materials: Other	50202010	Electrical Components
50203015	Plastics	50203030	Containers & Packaging
50204000	Machinery: Industrial	50204020	Machinery: Construction & Handling
50205010	Industrial Suppliers	50205020	Back Office Support HR & Consulting
50205030	Forms & Bulk Printing Services	50206015	Commercial Vehicles & Parts
50206030	Marine Transportation	50206060	Transportation Services
55101000	Diversified Materials	55101020	Textile Products
55102000	General Mining	55102010	Iron & Steel
55102015	Metal Fabricating	55102035	Aluminum
60101020	Oil Refining and Marketing	65101010	Alternative Electricity
65101015	Conventional Electricity	65102000	Multi-Utilities
65102030	Water		

# ATHEXGROUP

Athens Exchange Group

Λεωφ. Αθηνών 110 | 104 42 Αθήνα  
110 Athinon Ave | 104 42 Athens GR  
T +30 210 3366 800  
[www.athexgroup.gr](http://www.athexgroup.gr)