

26

Ημερήσιο Δελτίο
Συναλλακτικής Δραστηριότητας

Daily Official List
of Trading Activity



Disclaimer:

Hellenic Exchanges-Athens Stock Exchange S.A endeavours to ensure that the data and other material ("Information") presented on the Daily Official List are accurate and complete, but it is not liable for any errors or omissions of data or /and for the accuracy, credibility, updating and completeness of the aforesaid information nor it has any liability arising directly or indirectly from the use of the above Information.

The Company is not liable for the accuracy of the data included in listed companies' announcements. Only the sender of such an announcement is fully and solely liable for any infringement of third party's rights from the content of such announcement. All contents of the Daily Official List are provided only for information purposes and do not constitute investment advice or solicitation to invest in securities or other products listed for trading on the Exchange.

You acknowledge and agree that the Company is the owner of any property rights related to any Information appearing on the Daily Official List including intellectual property rights copyright, trademarks, etc.

The above data are a property of the Hellenic Exchanges-Athens Exchange and are copyright protected. Users are forbidden to reproduce, modify, copy, sale, transmit or redistribute, by all reproduction means and methods, part or the whole of the above data, without reference to their source.

The commercial exploitation of these data is, also, forbidden by third parties. Hellenic Exchanges-Athens Exchange does not carry any responsibility, direct or indirect, derived from usage or accidental alteration of the above data when used by third parties.

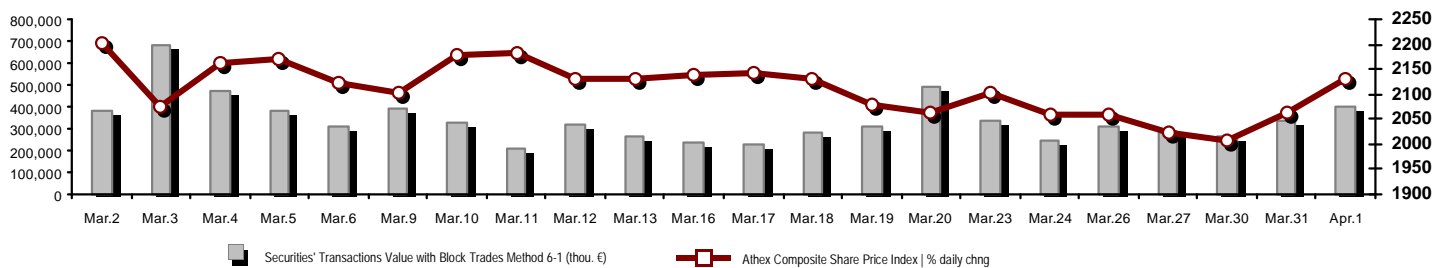
Hellenic Exchanges – Athens Stock Exchange S.A.

110 Athinon Ave., 10442 Athens, Tel: (210) 33.66.800, Fax: (210) 32.13.938

www.athexgroup.gr

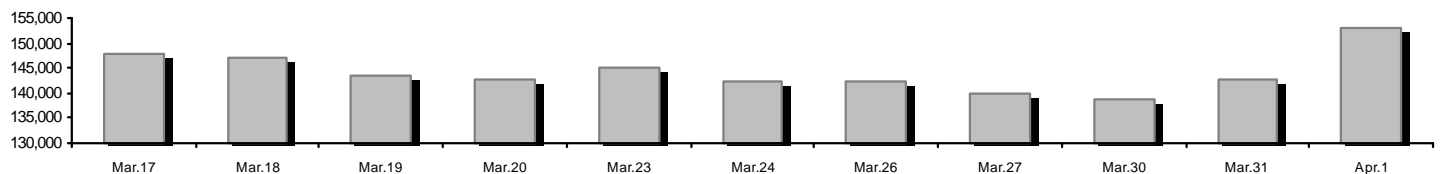
Summary of Markets

Athex Composite Share Price Index vs Shares and Derivatives Transactions Value

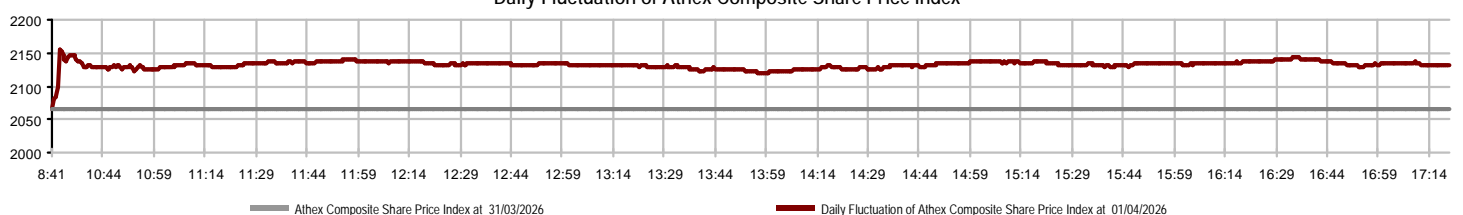


Athex Capitalisation (mill. €) **:	152,981.79		Derivatives Total Open Interest	1,669,836
Daily change: mill. € %	10,349.72	7.26%	in Index Futures % daily chng	9,274 -0.54%
Yearly Avg Capitalisation: mill. € % chng prev year Avg	152,602.76	19.51%	in Stock Futures % daily chng	1,653,814 0.84%
Athex Composite Share Price Index % daily chng	2,130.06	3.15%	in Index Options % daily chng	2,987 -0.03%
Athex Composite Share Price Index Capitalisation (mill. €)	143,868.33		in Stock Options % daily chng	3,761 1.62%
Daily change (mill. €)	10,403.53			
Securities' Transactions Value with Block Trades Method 6-1 (t	396,454.40		Derivatives Contracts Volume:	46,691
Daily change: %	58,774.07	17.41%	Daily change: pieces %	13,622 41.19%
YtD Avg Trans. Value: thou. € % chng prev year Avg	370,495.89	71.46%	YtD Avg Derivatives Contracts % chng prev year Avg	92,148 60.03%
Blocks Transactions Value of Method 6-1 (thou. €)	15,017.53		Derivatives Trades Number:	3,677
Blocks Transactions Value of Method 6-2 & 6-3 (thou. €)	24.44		Daily change: number %	1,345 57.68%
Bonds Transactions Value (thou.€)	1,308.97		YtD Avg Trades number % chng prev year Avg	3,117 40.94%
Securities' Transactions Volume with Block Trades Method 6-1 (tho	63,878.54		Lending Total Open Interest	429,879
Daily change: thou. pieces %	8,587.56	15.53%	Daily change: pieces %	9,054 2.15%
YtD Avg Volume: % chng prev year Avg	56,955.39	36.62%	Lending Volume (Multilateral/Bilateral)	219,281
Blocks Transactions Volume of Method 6-1 (thou. Pieces)	1,573.44		Daily change: pieces %	209,227
Blocks Transactions Volume of Method 6-2 & 6-3 (thou. Pieces)	2.34		Multilateral Lending	49,281
Bonds Transactions Volume	1,316,000		Bilateral Lending	170,000
Securities' Trades Number with Block Trades Method 6-1	102,146		Lending Trades Number:	11
Daily change: number %	26,911	35.77%	Daily change: %	-3
YtD Avg Trades number % chng prev year Avg	76,947	53.56%	Multilateral Lending Trades Number	10
Number of Blocks Method 6-1	18		Bilateral Lending Trades Number	1
Number of Blocks Method 6-2 & 6-3	1			
Number of Bonds Transactions	205			

Athex Capitalisation (mill. €) **



Daily Fluctuation of Athex Composite Share Price Index



Athex Indices

Index name	01/04/2026	31/03/2026	pts.	%	Min	Max	Year min	Year max	Year change
Athex Composite Share Price Index	2,130.06 #	2,065.04	65.02	3.15%	2,065.04	2,154.71	1,998.09	2,407.09	0.44% #
Athex Composite Index Total Return Index	4,203.05 #	4,074.74	128.31	3.15%	4,074.74	4,251.68	3,942.63	4,745.66	0.55% #
Athex ESG Index	2,524.22 #	2,445.69	78.53	3.21%	2,445.69	2,556.66	2,361.87	2,867.98	0.88% #
ATHEX Small Cap Price Index	2,291.72 #	2,267.57	24.15	1.07%	2,267.57	2,305.51	2,193.29	2,627.20	-10.09% €
ATHEX EN.A. Growth Price Index	17,601.66 #	17,012.01	589.65	3.47%	16,963.84	17,664.16	16,564.67	20,788.55	-11.04% €
FTSE/Athex Large Cap	5,406.09 #	5,234.12	171.97	3.29%	5,234.12	5,477.33	5,057.48	6,153.73	1.03% #
FTSE/Athex Mid Cap Index	2,666.67 #	2,595.00	71.67	2.76%	2,595.00	2,667.14	2,510.28	2,906.28	-5.61% €
FTSE/ATHEX High Dividend Yield Index	4,759.19 #	4,632.40	126.79	2.74%	4,632.40	4,760.64	4,495.63	5,149.57	-3.70% €
FTSE/Athex Market Index	1,273.60 #	1,235.99	37.61	3.04%	1,235.99	1,294.11	1,190.89	1,449.15	0.99% #
FTSE/Athex Banks	2,364.90 #	2,289.81	75.09	3.28%	2,289.81	2,459.42	2,143.30	2,859.37	3.10% #
FTSE/ATHEX TECHNOLOGY & TELECOMMUNICAT	6,450.47 #	6,220.47	230.00	3.70%	6,220.47	6,450.97	6,027.65	6,900.98	-4.78% €
FTSE/ATHEX HEALTH CARE	5,313.94 #	5,114.99	198.95	3.89%	5,114.99	5,331.86	4,884.62	6,137.55	4.58% #
FTSE/ATHEX FINANCIAL SERVICES	11,060.88 #	10,710.85	350.03	3.27%	10,710.85	11,499.21	10,029.11	13,356.35	3.11% #
FTSE/ATHEX REAL ESTATE	5,217.22 #	5,153.54	63.68	1.24%	5,153.54	5,232.09	5,093.00	5,898.28	-7.11% €
FTSE/ATHEX CONSUMER DISCRETIONARY	4,760.55 #	4,505.91	254.64	5.65%	4,505.91	4,760.55	4,472.82	5,876.98	-18.49% €
FTSE/ATHEX CONSUMER STAPLES	9,530.14 #	9,309.74	220.40	2.37%	9,309.74	9,533.47	8,640.95	10,243.39	8.14% #
FTSE/ATHEX INDUSTRIALS	11,100.99 #	10,673.60	427.39	4.00%	10,673.60	11,101.00	10,051.45	12,182.07	10.44% #
FTSE/ATHEX BASIC MATERIALS	9,829.68 #	9,448.00	381.68	4.04%	9,448.00	9,904.69	8,778.94	11,861.41	3.19% #
FTSE/ATHEX ENERGY & UTILITIES	6,672.15 #	6,529.52	142.63	2.18%	6,529.52	6,705.44	6,127.28	7,506.29	-2.99% €
Athex All Share Index	487.20 #	472.89	14.31	3.03%	487.20	487.20	460.14	542.74	0.60% #
Hellenic Mid & Small Cap Index	2,939.65 #	2,853.88	85.77	3.01%	2,853.88	2,939.65	2,761.30	3,115.91	1.53% #
FTSE/Athex Large Cap Total Return	9,682.89 #	9,374.87	308.02	3.29%			9,100.35	11,012.64	1.14% #
FTSE/Athex Mid Cap Total Return	3,826.03 #	3,723.20	102.83	2.76%			3,625.91	4,168.37	-5.61% €
MSCI GREECE REBASED	8,459.89 #	8,149.69	310.20	3.81%	8,149.69	8,678.24	7,755.87	10,138.65	-1.21% €
Hellenic Corporate Bond Index	143.37 #	143.30	0.08	0.05%			143.28	145.27	-0.69% €
Hellenic Corporate Bond Price Index	92.42 #	92.37	0.05	0.05%			92.37	93.97	-1.61% €

Note 1: FTSE/Med 100, Hellenic Corporate Bond Price Index and Hellenic Corporate Bond Index closing prices refer to the previous trading day of 30/03/2026.

Note 2: The Hellenic Mid & Small Cap Index is a Customized index calculated by the Athens Exchange.

Analytic Figures for Athex Market's Boards and Categories

	Total Traded Securities	Main Market	Surveillance	Exchange Traded Funds (ETFs)
Totals	126	124	1	1
Gain / Lose / Same:	101 / 15 / 10	100 / 15 / 9	0 / 0 / 1	1 / 0 / 0
Athex Capitalisation (mill. €) **	152,981.79	152,978.97	2.83	
Daily Average Trans/ons Value(thou.€)	370,495.89	370,408.20	6.17	486.41
Transactions Value	396,478.84	396,286.69	0.40	191.75
Main Board:	381,436.87	381,244.71	0.40	191.75
Blocks Board 6_2_3:	15,041.98	15,041.98	0.00	0.00
Forced Sales Board:	0.00	0.00	0.00	0.00
Special Terms Board:	0.00	0.00	0.00	0.00
Daily Average Transactions Volume	56,955,392	56,988,192	6,423	8,594
Transactions Volume	63,880,870	63,875,968	1,400	3,502
Main Board:	62,305,091	62,300,189	1,400	3,502
Blocks Board 6_2_3:	1,575,779	1,575,779	0	0
Forced Sales Board:	0	0	0	0
Special Terms Board:	0	0	0	0
Daily Average Number of Trades	76,947	76,766	13	170
Number of Trades	102,147	101,948	3	196
Main Board:	102,128	101,929	3	196
Blocks Board 6_2_3:	19	19	0	0
Forced Sales Board:	0	0	0	0
Special Terms Board:	0	0	0	0

Trading Details by Athex Sectors and Financial Instruments (ETFs)

Code	Sectors	Gain / Lose / Same	Number of Trades	Transactions Volume	Transactions Value	% of Total Trans. Value
3010	- Banks	7 / 1 / 0	53,349	51,680,257	261,806,179.87	66.03%
5510	- Basic Resources	8 / 2 / 4	2,314	528,699	3,242,157.92	0.82%
5010	- Construction & Materials	12 / 0 / 0	7,765	1,527,641	22,300,658.87	5.62%
4020	- Consumer Products & Services	3 / 1 / 0	96	195,372	61,439.41	0.02%
6010	- Energy	4 / 0 / 0	5,753	841,922	17,923,460.69	4.52%
12000	- Financial Instruments	1 / 0 / 0	196	3,502	191,753.51	0.05%
3020	- Financial Services	2 / 1 / 1	233	68,061	461,931.61	0.12%
4510	- Food Beverage & Tobacco	4 / 1 / 0	555	46,185	1,645,198.61	0.41%
2010	- Health Care	2 / 1 / 0	252	394,202	478,743.28	0.12%
5020	- Industrial Goods & Services	12 / 4 / 2	3,304	621,418	7,798,850.06	1.97%
3030	- Insurance	2 / 0 / 0	131	42,987	133,296.19	0.03%
4030	- Media	3 / 0 / 0	242	77,188	353,349.77	0.09%
4520	- Personal Care, Drug & Grocery Stores	2 / 0 / 0	573	56,296	769,952.13	0.19%
3510	- Real Estate	8 / 2 / 2	3,319	1,139,809	5,263,916.51	1.33%
4040	- Retail	8 / 1 / 1	4,596	827,325	11,569,027.05	2.92%
1010	- Technology	10 / 1 / 0	1,451	340,274	1,555,073.40	0.39%
1510	- Telecommunications	2 / 0 / 0	3,366	619,627	10,541,186.91	2.66%
4050	- Travel & Leisure	6 / 0 / 0	6,488	3,473,279	20,174,653.29	5.09%
6510	- Utilities	5 / 0 / 0	8,164	1,396,826	30,208,015.30	7.62%

Top 10 best & worst performing Shares

Main Market

With positive Price change	Closing price	change	With negative Price change	Closing price	change
Y/KNOT (CR)	0.97	16.87% #	CrediaBank (CR)	1.048	-6.93% €
Allwyn AG (CR)	14.2	8.48% #	ALPHA TRUST HOLDINGS (CR)	17.75	-3.53% €
LAVIPHARM SA (CR)	1.202	7.32% #	ILYDA S.A. (CR)	4.2	-1.64% €
PIRAEUS BANK (CR)	7.462	6.81% #	KARELIA (CR)	376	-1.05% €
ELVALHALCOR (CR)	3.73	6.42% #	CENTRIC HOLDINGS (CR)	0.297	-1.00% €
PERFORMANCE TECHNOLOGIES (CR)	7.58	6.16% #	PRODEA (CR)	5.65	-0.88% €
KRI-KRI S.A. (CR)	22.7	6.08% #	DIMAND (CR)	11.95	-0.83% €
ELLAKTOR (CR)	1.27	5.83% #	FRIGOGLASS SA (CR)	0.329	-0.60% €
TITAN (CB)	47.6	5.78% #	PETROPOULOS PETROS (CR)	7.94	-0.50% €
OTE (CR)	17.26	5.76% #			

With the highest Transactions Value	Value (thou. €)	change	With the highest Transactions Volume	Volume	change
PIRAEUS BANK (CR)	75,934.70	6.81% #	EUROBANK (CR)	17,135,215	2.47% #
EUROBANK (CR)	61,070.93	2.47% #	ALPHA BANK (CR)	16,251,730	5.71% #
NATIONAL BANK (CR)	57,106.27	0.49% #	PIRAEUS BANK (CR)	10,192,185	6.81% #
ALPHA BANK (CR)	54,558.25	5.71% #	NATIONAL BANK (CR)	4,192,131	0.49% #
Allwyn AG (CR)	16,552.17	8.48% #	CrediaBank (CR)	2,755,786	-6.93% €
METLEN PLC (CR)	15,782.98	2.75% #	BALLY'S INTRALOT (CR)	1,926,122	3.49% #
MOTOR OIL (CR)	13,419.57	0.52% #	Allwyn AG (CR)	1,202,829	8.48% #
PPC (CR)	13,238.26	3.01% #	BANK OF CYPRUS (CR)	902,221	3.35% #
GEK TERNA (CR)	11,099.37	4.43% #	PPC (CR)	718,645	3.01% #
OTE (CR)	10,526.07	5.76% #	LAMDA DEVELOPMENT SA (CR)	684,684	1.84% #

Note: Stocks that are not included in the "Under Supervision" category, and the transactions value is more than 10,000 €.

Derivatives Summary

	Number of Trades	Volume	Open Interest
Index Futures	412	1,896	9,274
FTSE/Athex Banks	12	71	2,999
FTSE/Athex Large Cap	398	1,805	6,275
MSCI GREECE REBASED	2	20	0
Stock Futures	3,216	44,391	1,653,814
ADMIE (IPTO) HOLDING S.A. (CR)	2	3	8,536
AEGEAN AIRLINES (CR)	30	89	2,588
AKTOR S.A. HOLDING CO. (CR)	58	421	95,605
Allwyn AG (CR)	114	576	5,352
ALPHA BANK (CR)	505	9,729	59,053
ATHENS INTL AIRPORT (CR)	9	37	216
AUTOHELLAS SA (CR)	2	5	122
AVAX S.A. (CR)	16	46	2,039
BALLY'S INTRALOT (CR)	62	2,666	1,254,200
BANK OF CYPRUS (CR)	5	116	996
CC HBC AG (CR)	10	28	97
CENERGY HOLDINGS (CB)	70	347	3,715
CrediaBank (CR)	385	12,616	32,200
ELLAKTOR (CR)	22	112	1,507
ELVALHALCOR (CR)	50	262	2,812
EUROBANK (CR)	219	4,477	28,384
EYDAP S.A. (CR)	11	51	12,700
FOURLIS (CR)	108	1,018	4,138
GEK TERNA (CR)	81	530	5,841
HELLENIC EXCHANGES-A.S.E. (CR)	5	21	367
HELLENIQ ENERGY (CR)	34	134	4,509
INTRACOM HOLDINGS (CR)	31	103	10,724
JUMBO SA (CR)	52	227	3,526
LAMDA DEVELOPMENT SA (CR)	61	266	17,905
METLEN PLC (CR)	216	681	12,308
MIG (CR)	0	0	143
MOTOR OIL (CR)	6	23	229
NATIONAL BANK (CR)	281	1,645	11,939
OPTIMA BANK (CR)	9	44	474
OTE (CR)	13	25	999
P.P.A. S.A. (CR)	0	0	46
PIRAEUS BANK (CR)	613	7,466	49,710
PPC (CR)	56	276	18,004
QUEST HOLDINGS (CR)	2	10	208
TITAN (CB)	24	44	329
VIOHALCO SA/NV (CB)	54	297	2,293
Index Options	40	280	2,987
FTSE/Athex Large Cap	40	280	2,987
Stock Options	9	124	3,761
Allwyn AG (CR)	1	15	485
ALPHA BANK (CR)	2	29	84
NATIONAL BANK (CR)	1	40	424
OTE (CR)	2	30	137
PIRAEUS BANK (CR)	0	0	2,520
PPC (CR)	3	10	111
Total Derivatives Traded	3,677	46,691	1,669,836

Number of Outstanding Securities	Nominal Value	Dividends [1]			Date of Last Coupon		Note	Shares	Closing price	% change	Previous closing price/date	Open price	Price min	Price max	Last price	Avg price	Last Bid [7]	Last Ask [7]	P/E after tax	Year	Volume	Trades	Transactions Value[8]	Company Mkt Value (thou. €)	Year low	Year high	Sector[4]	
2023	2024	2025	Dividend [2]	Right																								
804,287,662	0.300	1.6123	1.4029	0.5	03/11/2025	25/06/2024	---	Allwyn AG (CR)	14.2	8.48 #	13.09	31/03/2026	13.4	13.33	14.2	14.2	13.761	367@14.19	326@14.22	---	---	1,202,829	3,870	16,552,174.98	1,420,884.80	13.09	19.03	40501020
2,315,261,358	0.290	0.026	0.0303	0.0485	01/12/2025	18/04/2017	---	ALPHA BANK (CR)	3.351	5.71 #	3.17	31/03/2026	3.47	3.32	3.47	3.351	3.357	228635@3.35	3306@3.35	---	---	16,251,730	10,637	54,558,252.00	7,758,440.81	2.95	4.489	30101010
58,492,542	1.00	---	0.1	---	23/06/2025	27/01/2025	---	ALTER EGO MEDIA (CR)	5.12	1.59 #	5.04	31/03/2026	5.06	5.06	5.21	5.12	5.147	200@5.10	214@5.12	---	---	67,784	203	348,913.49	299,481.82	4.9	6.425	40301035
36,353,868	1.00	0.1	0.11	---	01/07/2025	21/08/2023	---	AUSTRIACARD (CB)	6.87	2.84 #	6.68	31/03/2026	6.81	6.77	6.93	6.87	6.842	139@6.87	65@6.89	---	---	35,230	182	241,037.61	249,751.07	6.04	8.28	10101010
1,867,802,694	0.300	---	---	---	30/05/2013	10/10/2023	---	BALLY'S INTRALOT (CR)	0.949	3.49 #	0.917	31/03/2026	0.943	0.924	0.949	0.949	0.94100100@0.938	6904@0.949	---	---	1,926,122	1,123	1,810,213.95	1,772,544.76	0.822	1.1	40501020	
435,686,031	0.100	---	0.48	0.2	22/09/2025	23/09/2024	---	BANK OF CYPRUS (CR)	8.64	3.35 #	8.36	31/03/2026	8.8	8.58	8.8	8.64	8.661	6989@8.62	2369@8.66	---	---	902,221	1,401	7,814,085.26	3,764,327.31	7.94	9.84	30101010
212,384,903	0.08	0.14	---	---	24/06/2025	07/12/2016	---	CENERGY HOLDINGS (CB)	19.68	4.02 #	18.92	31/03/2026	19.34	19.16	19.84	19.68	19.519	125@19.60	403@19.70	---	2025	290,880	1,418	5,677,767.96	4,179,734.89	15.12	22.35	50202010
373,239,562	6.70	0.93	1.03	---	29/05/2025	29/04/2013	---	CC HBC AG (CR)	48.78	0.12 #	48.72	31/03/2026	49.08	47.98	49.58	48.78	48.958	1033@48.76	500@48.90	---	---	21,545	333	1,054,796.20	18,206,625.83	42.5	55.75	45101020
3,631,510,801	0.220	0.0933	0.105	0.0468	06/11/2025	20/05/2019	---	EUROBANK (CR)	3.492	2.47 #	3.408	31/03/2026	3.73	3.492	3.73	3.492	3.564	2100@3.49	1000@3.54	---	---	17,135,215	12,907	61,070,930.14	2,681,235.72	3.162	4.392	30101010
51,889,670	1.00	0.12	0.15	---	27/06/2025	23/07/2019	---	FOURLIS (CR)	4.535	3.30 #	4.39	31/03/2026	4.48	4.4	4.6	4.535	4.475	117@4.50	2104@4.54	---	---	212,005	845	948,694.74	235,319.65	4.04	4.725	40401010
305,635,185	2.18	0.9	0.75	0.2	19/01/2026	01/10/2003	---	HELLENIQ ENERGY (CR)	9.88	0.10 #	9.87	31/03/2026	9.9	9.75	9.99	9.88	9.884	895@9.88	1572@9.95	---	---	448,584	1,653	4,433,628.74	3,019,675.63	8.4	10.4	60101020
56,003,921	1.55	---	---	---	30/08/1993	29/01/2026	---	IDEAL HOLDINGS (CR)	5.76	1.23 #	5.69	31/03/2026	5.75	5.75	5.8	5.76	5.776	322@5.76	38@5.78	---	---	25,943	121	149,848.77	322,582.58	5.3	6.71	10102030
83,600,000	0.690	0.0504	0.1209	---	22/09/2025	02/07/2024	---	INTRACOM HOLDINGS (CR)	2.95	3.69 #	2.845	31/03/2026	2.955	2.905	2.97	2.95	2.94	187@2.94	1250@2.96	---	---	76,766	303	225,674.08	246,620.00	2.685	3.85	10101010
134,365,561	0.880	1.4726	0.5063	---	23/03/2026	05/03/2014	---	JUMBO SA (CR)	23.06	4.91 #	21.98	31/03/2026	22.78	22.42	23.08	23.06	22.774	35@22.90	719@23.06	---	---	392,699	3,079	8,943,288.34	3,098,469.84	21.82	28.7	40401010
176,736,715	0.300	---	---	---	30/05/2007	27/11/2019	---	LAMDA DEVELOPMENT SA (CR)	6.09	1.84 #	5.98	31/03/2026	6.1	5.99	6.13	6.09	6.038	1750@6.08	2030@6.10	---	---	684,684	2,602	4,134,336.74	1,076,326.59	5.85	7.76	35101010
143,022,980	1.00	---	---	---	04/08/2025	---	---	METLEN PLC (CR)	34.36	2.75 #	33.44	31/03/2026	34.3	34.02	35.36	34.36	34.5	615@34.34	185@34.44	---	---	457,482	4,110	15,782,981.00	4,914,269.59	31.9	47.68	65102000
31,400,000	0.400	---	---	---	26/04/2007	10/05/2023	---	MIG (CR)	3.09	1.65 #	3.04	31/03/2026	3.04	3.04	3.1	3.09	3.067	315@3.06	12@3.09	---	---	7,644	35	23,442.08	97,026.00	2.82	3.85	30202000
126,502,434	0.500	0.0304	0.0302	---	15/05/2025	28/07/2021	---	PREMIA (CR)	1.33	1.37 #	1.312	31/03/2026	1.33	1.316	1.33	1.33	1.321	10000@1.33	243@1.33	---	---	81,846	225	108,130.68	168,248.24	1.236	1.49	35102000
70,029,804	1.00	---	---	---	15/05/2025	---	---	QUALCO GROUP (CR)	5.935	0.93 #	5.88	31/03/2026	5.905	5.87	5.95	5.935	5.903	50@5.88	3941@5.94	---	---	32,384	137	191,168.55	415,626.89	5.08	6.73	10101015
78,325,475	0.85	3	---	---	30/06/2025	23/07/2019	---	TITAN (CB)	47.6	5.78 #	45	31/03/2026	45.95	45.95	48.1	47.6	47.306	93@47.25	3012@47.50	---	---	164,048	2,748	7,760,510.70	3,728,292.61	42.6	59	50101030
259,189,761	0.12	0.16	---	---	24/06/2025	26/02/2016	---	VIOHALCO SA/NV (CB)	13	2.85 #	12.64	31/03/2026	13.36	12.76	13.48	13	12.988	15@12.96	638@13.08	---	---	144,936	880	1,882,430.10	3,369,466.89	11.4	15.78	55102015
148,321,516	0.300	0.03	0.07	---	02/09/2025	22/01/2020	---	AVAX S.A. (CR)	3.05	5.54 #	2.89	31/03/2026	3.085	2.99	3.085	3.05	3.031	923@3.03	154@3.05	---	---	340,642	555	1,032,329.17	452,380.62	2.79	3.645	50101010
232,000,000	2.12	0.0582	0.1207	0.1207	25/09/2025	19/06/2017	---	ADMIE (IPTO) HOLDING S.A. (CR)	2.87	2.14 #	2.81	31/03/2026	2.835	2.83	2.87	2.87	2.847	27@2.87	208@2.87	---	2024	123,902	246	352,809.74	665,840.00	2.76	3.125	65101015
90,167,100	0.500	0.7515	0.8041	---	20/05/2025	24/05/2021	---	AEGEAN AIRLINES (CR)	12.26	3.90 #	11.8	31/03/2026	12.3	12.08	12.3	12.26	12.196	38869@12.22	204@12.28	---	---	125,657	1,128	1,532,557.12	1,105,448.65	10.8	15.36	40501010
204,002,463	0.300	---	---	---	12/08/2008	07/01/2025	---	AKTOR S.A. HOLDING CO. (CR)	10.02	1.73 #	9.85	31/03/2026	10	9.83	10.2	10.02	9.991	2060@10.00	1245@10.04	---	---	165,951	753	1,658,058.98	2,044,104.68	9.25	11.7	50101010
103,423,291	0.570	---	0.4134	---	25/06/2025	28/08/2024	---	GEK TERNA (CR)	35.36	4.43 #	33.86	31/03/2026	34.7	34.46	35.36	35.36	35.008	1155@35.34	1104@35.36	---	---	317,048	2,547	11,099,372.00	3,657,047.57	25.28	37.58	50101010
369,270,000	2.48	0.25	0.4	---	21/07/2025	12/12/2001	---	PPC (CR)	18.5	3.01 #	17.96	31/03/2026	18.67	18.25	18.8	18.5	18.421	2076@18.49	1378@18.52	---	---	718,645	3,228	13,238,255.35	6,831,495.00	16.28	20.56	65101015
309,544,087	1.00	0.33	0.7862	---	23/04/2025	07/02/2024	---	ATHENS INTL AIRPORT (CR)	10.67	1.62 #	10.5	31/03/2026	10.51	10.51	10.98	10.67	10.74	600@10.62	24@10.68	---	2025	111,972	909	1,202,565.67	3,302,835.41	9.92	12	50206060
914,715,153	1.00	0.3643	0.4442	0.221	10/11/2025	29/08/2018	---	NATIONAL BANK (CR)	13.3	0.49 #	13.235	31/03/2026	14.28	13.3	14.28	13.3	13.622	40@13.29	300@13.55	---	---	4,192,131	10,607	57,106,268.32	1,165,711.53	12.06	16.005	30101010
27,728,682	0.260	(0.06)	0.065	---	14/07/2025	24/07/2024	---	EKTER SA (CR)	3.59	4.82 #	3.425	31/03/2026	3.505	3.505	3.64	3.59	3.568	330@3.57	1150@3.60	---	---	77,006	356	274,750.87	99,545.97	3.28	4.59	50101010
375,241,586	0.390	0.04	0.0901	---	26/06/2025	14/07/2006	---	ELVALHALCOR (CR)	3.73	6.42 #	3.505	31/03/2026	3.68	3.605	3.755	3.73	3.674	1000@3.70	212@3.73	---	---	287,161	1,089	1,055,107.86	1,399,651.12	3.21	5.07	55102015
348,192,005	0.040	---	---	0.5029	22/12/2025	24/03/2025	---	ELLAKTOR (CR)	1.27	5.83 #	1.2	31/03/2026	1.23	1.228	1.274	1.27	1.251	1@1.26	800@1.27	---	---	325,437	588	407,022.91	442,203.85	1.134	1.516	50101010
60,348,000	0.420	0.2504	0.3025	---	23/06/2025	04/08/2021	---	HELLENIC EXCHANGES-A.S.E. (CR)	7	---	7	31/03/2026	7.04	7	7.05	7	7.007	5210@7.00	651@7.02	---	---	51,069	120	357,852.97	422,436.00	5.72	7.26	30202015
106,500,000	0.600	0.1	0.07	---	22/07/2025	13/09/2021	---	EYDAP S.A. (CR)	9.32	3.56 #	9	31/03/2026	9.18	9.02	9.32	9.32	9.206	250@9.15	1143@9.35	---	---	86,223	521	793,808.42	992,580.00	7.02	9.56	65102030
114,320,400	0.100	---	---	---	26/11/2021	05/08/2019	---	IKTINOS HELLAS SA (CR)	0.3205	0.16 #	0.32	31/03/2026	0.32															

Number of Outstanding Securities	Nominal Value	Dividends [1]			Date of Last Coupon		Note	Shares	Closing price	% change	Previous closing price/date	Open price	Price min	Price max	Last price	Avg price	Last Bid [7]	Last Ask [7]	P/E after tax	Year	Volume	Trades	Transactions Value[8]	Company Mkt Value (thou. €)	Year low	Year high	Sector[4]	
2023	2024	2025	Dividend [2]	Coupon Right																								
221,322,426	1.15	(0.1467)	(0.19)	---	23/06/2025	09/07/2025	---	OPTIMA BANK (CR)	8.69	2.24 #	8.5	31/03/2026	8.88	8.66	8.88	8.69	8.727	35@8.69	2142@8.70	---	---	241,358	1,182	2,106,222.32	1,923,291.88	7.59	10.1	30101010
1,235,953,028	0.930	0.0632	---	---	10/07/2024	03/06/2025	---	PIRAEUS BANK (CR)	7.462	6.81 #	6.986	31/03/2026	7.54	7.31	7.54	7.462	7.45	400@7.45	2831@7.46	---	---	10,192,185	14,698	75,934,695.99	9,222,681.49	6.53	8.99	30101010

Main Market - Medium Liquidity Class

13,126,020	0.660	0.1376	0.1713	---	16/12/2025	04/09/2020	---	AS COMPANY SA (CR)	3.92	2.62 #	3.82	31/03/2026	3.86	3.86	3.95	3.92	3.885	30@3.87	500@3.93	---	---	12,574	34	48,852.37	51,454.00	3.62	4.17	40401030
14,000,000	1.95	0.26	0.5	---	24/06/2025	26/03/2024	---	ALPHA REAL ESTATE (CR)	7.14	0.85 #	7.08	31/03/2026	7.1	7	7.3	7.14	7.149	30@7.12	200@7.28	---	---	3,280	40	23,449.00	99,960.00	6.94	7.58	35101015
3,150,744	0.360	0.563	0.5842	---	27/05/2025	02/06/2020	---	ALPHA TRUST HOLDINGS (CR)	17.75	-3.53 €	18.4	31/03/2026	18.7	17.75	18.7	17.75	18.371	1@17.70	7@17.75	---	---	545	16	10,012.20	55,925.71	11.9	18.7	30202010
48,624,764	0.080	0.7	0.85	---	10/04/2025	05/12/2022	---	AUTOHELLAS SA (CR)	11.12	2.39 #	10.86	31/03/2026	11.04	11	11.26	11.12	11.124	2056@11.10	4@11.20	---	---	126,435	416	1,406,462.08	540,707.38	10.68	13.44	40401030
178,157,803	0.040	---	---	---	01/07/2008	21/02/2020	---	AVE (CR)	0.465	0.22 #	0.464	31/03/2026	0.465	0.459	0.465	0.465	0.463	600@0.456	1053@0.465	---	---	9,304	38	4,305.28	82,843.38	0.423	0.49	40301010
47,149,827	2.10	---	0.135	0.08	05/11/2025	27/12/2024	---	BRIQ PROPERTIES (CR)	3.01	1.69 #	2.96	31/03/2026	3	2.98	3.01	3.01	2.999	50@3.00	821@3.01	---	---	19,554	42	58,632.74	141,920.98	2.86	3.12	35102000
101,123,806	0.360	---	---	---	22/07/2010	28/06/2011	---	CENTRIC HOLDINGS (CR)	0.297	-1.00 €	0.3	31/03/2026	0.308	0.297	0.308	0.297	0.3	3348@0.297	5000@0.300	---	---	189,298	70	56,798.00	30,033.77	0.29	0.42	40203040
784,500	10.00	0.5008	0.4	0.15	02/12/2025	31/07/2018	---	CNL CAPITAL (CR)	6.65	---	6.65	31/03/2026	---	---	---	---	---	100@6.65	100@6.75	---	2024	---	---	---	5,216.93	6.3	7.6	30202010
10,567,700	0.300	---	---	---	06/10/2005	13/02/2002	---	CPI SA (CR)	0.504	5.22 #	0.479	31/03/2026	0.499	0.499	0.508	0.508	0.504	148@0.475	248@0.508	---	---	20	2	10.07	5,326.12	0.442	0.646	10102030
1,618,012,407	0.050	---	---	---	04/06/2008	16/10/2024	---	CrediaBank (CR)	1.048	-6.93 €	1.126	31/03/2026	1.19	1.04	1.208	1.048	1.114	6007@1.05	66799@1.06	---	---	2,755,786	1,833	3,070,419.99	1,695,677.00	1.03	1.722	30101010
18,680,300	0.050	---	---	---	06/07/2022	---	---	DIMAND (CR)	11.95	-0.83 €	12.05	31/03/2026	12.3	11.6	12.3	11.95	11.958	50@11.65	75@12.35	---	---	27,710	150	331,364.30	223,229.59	10.95	13.5	35101010
15,333,480	0.100	---	0.04	---	07/07/2025	02/02/2026	---	E.I.N.S. (CR)	1.53	3.24 #	1.482	31/03/2026	1.516	1.5	1.546	1.53	1.522	552@1.52	360@1.54	---	---	38,492	92	58,586.22	23,460.22	1.38	2.115	50205020
121,168,897	0.040	---	---	---	07/07/2010	16/01/2024	5160	FRIGOGLASS SA (CR)	0.329	-0.60 €	0.331	31/03/2026	0.336	0.32	0.347	0.329	0.334	120@0.320	9000@0.330	---	2024	50,062	74	16,714.57	39,864.57	0.291	0.5	50204000
169,043,561	0.300	---	0.02	---	17/07/2025	28/11/2022	---	LAVIPHARM SA (CR)	1.202	7.32 #	1.12	31/03/2026	1.15	1.15	1.218	1.202	1.195	1000@1.18	6501@1.21	---	---	382,851	195	457,613.71	203,190.36	0.937	1.458	20103015
4,740,000	0.860	---	---	---	14/03/2003	---	---	LOGISMOS S.A. (CR)	2.08	---	2.08	31/03/2026	---	---	---	---	---	200@2.04	300@2.08	---	2024	---	---	---	9,859.20	1.96	2.58	10101015
17,120,280	0.940	0.12	0.3	---	26/05/2025	26/06/2023	---	LOULIS FOOD (CR)	3.65	0.27 #	3.64	31/03/2026	3.67	3.64	3.68	3.65	3.661	755@3.64	100@3.66	---	---	1,550	14	5,674.55	62,489.02	3.42	4.1	45102020
4,419,616	1.58	0.06	0.13	---	07/07/2025	04/03/2015	---	MEDICON S.A (CR)	2.43	-1.62 €	2.47	31/03/2026	2.46	2.38	2.46	2.43	2.401	1000@2.40	590@2.46	---	---	2,346	14	5,631.88	10,739.67	2.32	2.75	20102010
468,700	2.8	2.4	---	---	12/06/2025	21/05/2004	---	MERMEREN KOMB. A.D. PR. (GDR)	32.8	1.86 #	32.2	31/03/2026	32.6	32.6	32.8	32.8	32.703	5@31.80	121@32.80	---	2024	37	2	1,210.00	15,373.36	31	36.2	55102000
10,500,000	0.950	0.15	0.25	---	04/07/2025	21/07/2023	---	MEVACO SA (CR)	9.05	0.56 #	9	31/03/2026	9.35	8.7	9.35	9.05	8.906	90@8.80	497@9.05	---	2024	244	19	2,173.00	95,025.00	8.3	9.85	55102015
153,908,095	0.870	0.0229	0.0248	---	11/09/2025	02/08/2024	---	ORILINA PROPERTIES REIC (CR)	0.82	0.74 #	0.814	31/03/2026	0.81	0.8	0.82	0.82	0.811	1500@0.812	564@0.836	---	---	25,279	59	20,494.14	126,204.64	0.77	0.886	35102000
14,101,683	0.100	0.0526	0.1091	---	03/06/2025	02/11/2021	---	PERFORMANCE TECHNOLOGIES (CR)	7.58	6.16 #	7.14	31/03/2026	7.44	7.24	7.62	7.6	7.418	100@7.49	1099@7.60	---	---	15,479	91	114,826.77	106,890.76	6.62	8.92	10101010
24,823,934	0.230	0.049	0.0647	---	01/07/2025	08/06/2022	---	PROFILE SA (CR)	7.16	4.22 #	6.87	31/03/2026	7.07	7.07	7.22	7.16	7.142	461@7.16	1933@7.18	---	---	31,944	162	228,142.85	177,739.37	6	8.12	10101010
35,377,749	0.280	---	---	---	18/07/2005	22/12/2025	---	QUALITY & RELIABILITY SA (CR)	1.16	2.11 #	1.136	31/03/2026	1.152	1.14	1.168	1.16	1.155	100@1.16	1045@1.16	---	---	59,424	121	68,651.18	41,038.19	1	1.43	10101010
107,222,688	0.440	0.22	0.3	---	23/06/2025	16/03/2022	---	QUEST HOLDINGS (CR)	6.36	1.76 #	6.25	31/03/2026	6.36	6.28	6.38	6.36	6.329	2@6.36	600@6.39	---	---	12,228	99	77,391.62	681,936.30	6.07	7.22	10101010
30,703,824	0.400	0.04	0.0509	---	19/08/2025	06/08/2021	---	REAL CONSULTING (CR)	5.74	4.36 #	5.5	31/03/2026	5.54	5.44	5.76	5.74	5.637	500@5.60	2267@5.74	---	---	30,027	140	169,276.64	176,239.95	4.95	6.56	10101010
6,456,530	1.08	0.16	0.15	---	21/07/2025	02/08/2010	---	SPACE HELLAS SA (CR)	6.3	2.27 #	6.16	31/03/2026	6.28	6.28	6.4	6.3	6.307	8@6.30	100@6.36	---	---	2,397	28	15,118.80	40,676.14	6	8.48	15101010
121,132,042	1.60	0.08	0.1	0.0651	30/12/2025	10/11/2023	---	TRADE ESTATES REIC (CR)	1.905	1.06 #	1.885	31/03/2026	1.9	1.89	1.93	1.905	1.918	1000@1.90	66@1.90	---	---	268,472	81	514,931.32	230,756.54	1.81	2.02	35102045
17,190,046	0.300	---	---	---	16/11/1992	09/10/2025	---	UNIBIOS (CR)	2.64	3.94 #	2.54	31/03/2026	2.59	2.55	2.64	2.64	2.601	1570@2.60	2870@2.64	---	---	18,876	75	49,103.13	45,381.72	2.13	2.97	50204000
37,975,800	0.600	---	---	---	10/09/2019	01/04/2026	---	YKNOT (CR)	0.97	16.87 #	1.15	#31/03/2026	0.986	0.918	1.035	0.97	0.988	14693@0.970	380@0.986	---	---	194,794	290	192,515.66	36,836.53	0.7326	1.7394	40501015
32,413,681	0.370	---	---	---	15/07/2009	11/05/2000	---	ALUMIL (CR)	5.74	4.74 #	5.48	31/03/2026	5.52	5.52	5.74	5.74	5.585	200@5.68	569@5.74	---	---	44,276	129	247,290.18	186,054.53	5	6.88	55102035
3,734,164	3.44	0.4954	0.5896	---	14/10/2025	19/07/2022	---	ANDROMEDA SA (CR)	8.1	3.05 #	7.86	31/03/2026	8.04	7.96	8.12	8.1	8.023	3@8.10	250@8.12	---	2025	8,803	62	70,624.36	30,246.73	7.58	9.1	30204000
15,300,000	0.300	---	0.01	---	09/10/2025	13/12/1999	---	ATTICA PUBLICATIONS SA (CR)	1.31	0.77 #	1.3	31/03/2026	1.31	1.31	1.31	1.31	1.31	100@1.26	499@1.35	---	---	100	1	131.00	20,043.00	1.17	1.44	40301030
23,986,500	1.00	---	---	---	26/06/2009	25/08/2025	---	BIOKARPET S.A.(CR)	1.56	0.65 #	1.55	31/03/2026	1.575	1.54	1.58	1.56	1.557	10@1.56	570@1.57	---	---	7,460	24	11,614.75	37,418.94	1.45	2.06	50101035
6,325,000	0.600	0.145	0.07	---	28/07/2025	17/02/2014	---	VOYATZOGLOU (CR)	2.08	1.96 #	2.04	31/03/2026	2.08	2.06	2.08	2.08	2.07											

Daily Official List

Year: 147 Trading Day No: 61

Section 2: Analytic Figures of Shares Transactions

Wednesday, 1 April, 2026

Number of Outstanding Securities	Nominal Value	Dividends [1]			Date of Last Coupon		Note	Shares	Closing price	% change	Previous closing price/date	Open price	Price min	Price max	Last price	Avg price	Last Bid [7]	Last Ask [7]	P/E after tax	Year	Volume	Trades	Transactions Value[8]	Company Mkt Value (thou. €)	Year low	Year high	Sector[4]
		2023	2024	2025	Dividend [2]	Right																					
15,878,748	0.480	---	---	---	10/07/2006	22/03/2004	---	DOMIKI KRITIS SA (CR)	1.975	2.33 #	1.93 31/03/2026	1.97	1.94	2	1.975	1.967 2000@1.96	1000@1.98	---	---	9,314	36	18,319.45	31,360.53	1.89	2.65	50101010	
34,720,000	0.310	---	---	---	16/06/2010	01/08/2007	---	DROMEAS SA (CR)	0.326	2.52 #	0.318 31/03/2026	0.329	0.318	0.329	0.326	0.32 1600@0.315	1355@0.326	---	---	3,855	10	1,234.46	11,318.72	0.308	0.39	40202015	
13,673,200	0.420	0.05	0.05	---	19/08/2025	26/07/2001	---	EVROFARMA (CR)	3.45	0.58 #	3.43 31/03/2026	3.46	3.45	3.47	3.45	3.457 30@3.40	615@3.45	---	---	300	3	1,037.11	47,172.54	3.02	4.07	45102020	
18,146,007	1.00	---	---	---	23/08/2023	10/09/2010	---	ELASTRON (CR)	2.18	2.83 #	2.12 31/03/2026	2.15	2.14	2.24	2.18	2.197 53@2.14	652@2.18	---	---	9,523	42	20,926.23	39,558.30	2.02	2.65	55102010	
3,307,500	0.210	0.4	0.4	---	23/10/2025	30/11/2022	---	ELVE SA (CR)	5.25	0.96 #	5.2 31/03/2026	5.25	5.15	5.25	5.15	5.246 1656@5.15	147@5.30	---	2024	469	4	2,460.35	17,364.38	5	5.8	40204020	
23,828,130	0.500	0.108	0.1366	---	14/07/2025	17/02/2009	---	ELINOIL S.A. (CR)	2.2	2.80 #	2.14 31/03/2026	2.19	2.14	2.2	2.2	2.16 75@2.16	2146@2.20	---	---	4,490	23	9,700.30	52,421.89	2.11	2.59	60101020	
19,864,886	5.60	0.672	0.672	---	23/04/2025	02/07/2008	---	BANK OF GREECE (CR)	15.2	1.33 #	15 31/03/2026	15.15	15	15.3	15.2	15.087 100@15.15	181@15.20	---	2025	9,631	84	145,305.85	301,946.27	14.8	17.5	30101010	
26,730,187	0.520	---	0.07	---	09/07/2025	01/08/2017	---	ELTON SA (CR)	1.77	2.02 #	1.735 31/03/2026	1.765	1.73	1.77	1.77	1.751 500@1.75	150@1.78	---	---	19,137	57	33,506.69	47,312.43	1.62	2.22	50205010	
36,300,000	1.12	0.0276	0.055	---	01/07/2025	12/12/2007	---	THESSALONIKA WATER & SEWERAGE	3.8	2.15 #	3.72 31/03/2026	3.73	3.73	3.86	3.8	3.798 116@3.77	2386@3.80	---	---	10,574	59	40,160.79	137,940.00	3.4	4.02	65102030	
143,352,325	0.260	---	---	---	29/08/2022	28/04/2025	---	EVROPI HOLDINGS S.A. (CR)	1.905	2.97 #	1.85 31/03/2026	1.92	1.87	1.93	1.905	1.897 100@1.89	100@1.91	---	---	30,428	68	57,719.03	273,086.18	1.77	2.34	30302025	
86,735,980	0.310	0.02	---	---	22/07/2024	07/09/2023	---	ATHENS MEDICAL CENTER SA (CR)	1.73	1.77 #	1.7 31/03/2026	1.695	1.695	1.735	1.73	1.721 100@1.70	1303@1.73	---	---	9,005	43	15,497.69	150,053.25	1.565	2.07	20101010	
14,111,198	0.450	(0.0133)	0.07	---	31/07/2025	09/01/2025	---	ILYDA S.A. (CR)	4.2	-1.64 (E)	4.27 31/03/2026	4.4	4.2	4.42	4.2	4.275 492@4.20	2000@4.24	---	2024	20,829	93	89,045.26	59,267.03	3.74	5.52	10101015	
45,417,399	0.100	---	---	---	25/07/2008	02/04/2024	---	INTERWOOD-XYLEMPORIA (CR)	0.222	6.73 #	0.208 31/03/2026	0.214	0.214	0.222	0.222	0.215 300@0.215	10@0.222	---	---	12,790	15	2,746.19	12,081.96	0.201	0.274	50101020	
18,567,912	0.590	0.16	0.201	---	02/07/2025	26/01/2021	---	INTERLIFE G.C.I.(CR)	6.08	5.56 #	5.76 31/03/2026	5.88	5.84	6.1	6.08	6.018 160@6.02	199@6.08	---	2024	12,559	63	75,577.16	112,892.90	5.56	6.98	30302025	
8,424,900	0.500	---	---	---	12/07/2010	04/07/2019	---	INTERTECH SA (CR)	1.225	---	1.225 31/03/2026	---	---	---	---	50@1.20	246@1.23	---	2024	---	---	---	10,320.50	0.99	1.5	50205010	
19,804,134	0.150	---	---	---	01/07/2004	06/11/2017	---	KEKROPS SA (CR)	1.635	2.83 #	1.59 31/03/2026	1.62	1.59	1.67	1.635	1.626 1500@1.60	92@1.64	---	2024	13,531	55	22,000.88	32,379.76	1.53	2.35	35101010	
11,510,102	0.890	---	---	---	24/06/2005	06/10/1999	---	NAFPAKTOS TEXTILE (CR)	1.35	-0.37 (E)	1.355 31/03/2026	1.355	1.32	1.37	1.355	1.339 40@1.33	210@1.35	---	---	1,430	12	1,914.25	15,538.64	1.26	1.69	55101020	
21,224,340	0.420	---	---	---	06/09/2022	25/04/2006	---	KORDELLOS BROS SA (CR)	0.413	-0.96 (E)	0.417 31/03/2026	0.423	0.41	0.429	0.413	0.416 1000@0.402	546@0.413	---	2024	24,037	37	9,994.98	8,765.65	0.366	0.554	55102010	
33,065,136	0.380	0.3506	0.4007	---	21/08/2025	16/09/2013	---	KRI-KRI S.A. (CR)	22.7	6.08 #	21.4 31/03/2026	21.45	21.45	22.85	22.7	21.882 50@22.40	188@22.60	---	2024	22,550	167	493,434.75	750,578.59	19.18	24.65	45102020	
6,200,000	0.500	---	---	---	22/06/2010	01/11/1995	---	MINERVA KNITWEAR (CR)	0.54	1.89 #	0.53 31/03/2026	0.546	0.526	0.55	0.526	0.541 150@0.526	20@0.540	---	---	1,750	12	946.60	3,348.00	0.473	0.772	40204020	
5,939,268	0.620	---	---	---	10/07/2003	03/01/2002	---	LANAKAM SA (CR)	1.24	-2.36 (E)	1.27 31/03/2026	1.29	1.22	1.29	1.24	1.239 10@1.22	1562@1.25	---	---	310	7	384.07	7,364.69	0.96	1.43	40401020	
9,819,370	0.500	---	---	---	14/08/2007	09/01/2004	---	MATHIOS REFRACTORY SA (CR)	0.625	5.93 #	0.59 31/03/2026	0.605	0.6	0.635	0.63	0.619 40@0.605	445@0.630	---	---	1,818	22	1,125.86	6,137.11	0.59	0.97	55101000	
30,150,000	0.360	0.122	0.1335	---	17/06/2025	25/04/2019	---	MOTODYNAMICS S.A. (CR)	2.44	1.25 #	2.41 31/03/2026	2.42	2.42	2.46	2.42	2.439 541@2.42	3979@2.45	---	---	23,141	52	56,441.14	73,566.00	2.23	2.7	40401030	
6,340,000	0.600	0.2	0.23	0.23	09/12/2025	11/01/2024	---	NAKAS MUSIC	3.5	1.16 #	3.46 31/03/2026	3.42	3.42	3.52	3.5	3.497 282@3.50	127@3.52	---	---	157	13	549.06	22,190.00	3.24	3.92	40401030	
126,431,958	2.50	0.025	0.043	---	03/06/2025	05/06/2024	---	NOVAL PROPERTY REIC (CR)	2.6	1.96 #	2.55 31/03/2026	2.59	2.56	2.6	2.6	2.581 200@2.57	202@2.60	---	2025	11,030	36	28,465.71	328,723.09	2.51	2.92	35102045	
10,080,000	3.00	1.3	2	---	16/05/2025	27/08/2001	---	TPA SA (CR)	34.9	1.45 #	34.4 31/03/2026	35.2	34.5	35.2	34.9	34.51 1@34.80	90@34.90	---	---	486	14	16,771.70	351,792.00	33.2	38.8	50206060	
25,000,000	2.00	1.336	1.92	---	04/08/2025	08/08/2003	---	P.P.A. S.A. (CR)	36.95	2.07 #	36.2 31/03/2026	37.4	36.95	38.15	36.95	37.536 21@36.95	1023@37.50	---	2025	10,324	228	387,517.00	923,750.00	35.4	41.1	50206060	
68,926,799	0.240	---	---	---	07/07/2023	---	---	ONYX TOURISTIKI S.A. (CR)	1.4	---	1.4 31/03/2026	1.41	1.37	1.43	1.4	1.389 500@1.37	2783@1.40	---	---	22,695	68	31,525.73	96,497.52	1.33	2.22	40401020	
4,971,466	1.46	---	---	---	04/07/2007	08/10/2003	---	PAIRIS SA (CR)	0.826	-0.72 (E)	0.832 31/03/2026	0.868	0.804	0.868	0.826	0.816 50@0.804	53@0.826	---	---	3,854	55	3,145.77	4,106.43	0.73	0.984	50203030	
27,098,594	0.540	0.0702	0.0605	0.0404	07/10/2025	14/01/2021	---	PAPOUTSANIS (CR)	3.48	2.05 #	3.41 31/03/2026	3.49	3.41	3.49	3.48	3.477 1@3.48	289@3.49	---	2025	3,852	34	13,395.07	94,303.11	3.32	4.06	45201020	
7,070,400	0.930	0.8645	0.3242	---	11/07/2025	06/05/2016	---	PETROPOULOS PETROS (CR)	7.94	-0.50 (E)	7.98 31/03/2026	8.1	7.7	8.1	7.94	7.877 60@7.82	633@7.94	---	---	15,892	122	125,175.06	56,138.98	7.7	8.98	50206015	
43,741,452	0.660	0.2388	0.2391	0.07	19/01/2026	01/11/1999	---	THRACE PLASTICS SA (CR)	3.75	1.63 #	3.69 31/03/2026	3.715	3.715	3.79	3.75	3.761 150@3.73	50@3.78	---	---	50,300	167	189,157.20	164,030.45	3.55	4.535	50203015	
24,319,250	0.300	---	---	---	09/07/2002	04/07/2007	5165	PROODEFTIKH SA (CR)	0.334	1.21 #	0.33 31/03/2026	0.34	0.33	0.35	0.334	0.334 500@0.330	1000@0.334	---	---	7,996	27	2,670.67	8,122.63	0.312	0.5	50101010	
21,912,599	0.300	0.0485	0.0483	---	29/04/2025	23/02/2007	---	REVOIL (CR)	1.605	0.31 #	1.6 31/03/2026	1.605	1.56	1.61	1.605	1.575 2119@1.58	543@1.61	---	---	38,452	58	60,557.75	35,169.72	1.535	1.86	60101020	
13,582,223	1.35	---	---	---	24/06/2008	02/02/2016	---	SIDMA STEEL (CR)	1.5	0.33 #	1.495 31/03/2026	1.55	1.5	1.55	1.5	1.508 70@1.50	20@1.54	---	---	3,472	26	5,234.97	20,373.33	1.455	2.12	55102010	
40,693,350	5.00	---	---	---	03/07/2006	26/05/2015	---	TECHNICAL OLYMPIC SA (CR)	2.24	0.90 #	2.22 31/03/2026	2.22	2.22	2.24	2.24	2.238 300@2.21	727@2.24	---	---	149	7	333.48	91,153.10	2.12	2.61	50206030	
3,048,000	0.300	---	---	---	06/07/2007	01/06/2021	---	TZIRAKIAN PROFIL (CR)	1.7	---	1.7 31/03/2026	1.7	1.63	1.74	1.7	1.666 500@1.63	3472@1.70	---	2024	7,258	45	12,094.47	5,181.60	1.42	1.88	55102010</	

Number of Outstanding Securities	Nominal Value	Dividends [1]			Date of Last Coupon		Note	Shares	Closing price	% change	Previous closing price/date	Open price	Price min	Price max	Last price	Avg price	Last Bid [7]	Last Ask [7]	P/E after tax	Year	Volume	Trades	Transactions Value[8]	Company Mkt Value (thou. €)	Year low	Year high	Sector[4]	
		2023	2024	2025	Dividend [2]	Right																						
243,164,193	0.300	0.07	0.07	---	12/09/2025	05/12/2023	---	ATTICA HOLDINGS (CR)	1.605	4.22 #	1.54	31/03/2026	1.6	1.565	1.62	1.605	1.602	96@1.60	1@1.60	---	---	22,822	72	36,561.58	390,278.53	1.5	2.06	40501015
11,943,624	0.540	0.15	0.165	---	01/07/2025	30/08/2019	---	FLEXOPACK SA (CR)	7.85	-0.63 €	7.9	31/03/2026	7.5	7.5	7.85	7.85	7.675	249@7.85	140@8.10	---	---	780	6	5,986.85	93,757.45	7.4	8.6	50203030
244,737,498	0.500	0.02	0.03	0.04	26/03/2026	28/12/2023	---	TRASTOR REAL EST. INV. CO.(CR)	1.2	---	1.2	31/03/2026	1.2	1.2	1.2	1.2	200@1.19	51@1.20	---	2025	365	7	438.00	293,685.00	1.15	1.38	35102000	
18,810,000	0.400	0.0381	0.0591	---	20/10/2025	14/11/2007	---	VARVERIS - MODA BAGNO SA (CR)	6.1	2.01 #	5.98	31/03/2026	6.12	6.1	6.26	6.1	6.148	50@6.06	500@6.10	---	---	899	8	5,526.74	114,741.00	5.16	6.26	40401025
3,417,600	0.100	0.016	---	---	04/07/2024	02/04/2024	---	INTERWOOD-XYLEMPORIA (PR)	0.585	5.40 #	0.555	31/03/2026	0.6	0.555	0.61	0.595	0.585	10@0.595	37@0.595	---	---	4,175	20	2,440.34	12,081.96	0.4	0.64	50101020
2,760,000	11.83	12.4	14	---	30/05/2025	16/07/1990	---	KARELIA (CR)	376	-1.05 €	380	31/03/2026	382	374	382	376	376.067	4@374.00	30@376.00	---	---	240	38	90,256.00	1,037,760.00	354	382	45103010
21,364,000	1.12	---	---	---	21/08/2023	08/03/2023	---	LAMPASA HOTEL SA (CR)	48	2.13 #	47	31/03/2026	47.8	47.8	48	48	47.991	50@47.80	211@48.00	---	---	1,055	5	50,630.00	1,025,472.00	42.2	48	40501025
38,566,614	0.700	---	---	---	21/07/2008	07/07/2025	---	MOUZAKIS (CR)	0.58	---	0.58	31/03/2026	0.58	0.58	0.58	0.58	0.58	300@0.560	500@0.595	---	---	3,000	1	1,740.00	22,368.64	0.55	0.69	55101020
42,500,000	1.00	0.0383	0.0538	0.1673	21/11/2025	13/09/2023	---	MPL KEDROS (CR)	4.35	---	4.35	31/03/2026	4.35	4.35	4.35	4.35	4.35	44@4.35	150@4.45	---	---	1,006	9	4,376.10	184,875.00	4.23	4.4	35102000
27,379,200	0.980	0.5001	0.52	---	25/08/2025	29/08/2022	---	CRETE PLASTICS SA (CR)	14	---	14	31/03/2026	13.6	13.6	13.6	13.6	13.6	119@13.60	650@14.50	---	---	1	1	13.60	383,308.80	13.2	15.9	50203015
255,494,534	2.71	0.247	0.705	0.216	15/12/2025	30/09/2021	---	PRODEA (CR)	5.65	-0.88 €	5.7	31/03/2026	5.95	5.6	5.95	5.6	5.667	927@5.60	1033@5.70	---	---	3,052	13	17,296.90	1,443,544.12	5.2	6.1	35102000
4,181,450	0.500	---	---	---	21/08/2000	05/03/2002	---	FLOUR MILLS SARANTOPOULOS SA	1.46	---	1.46	31/03/2026	---	---	---	---	---	---	630@1.60	---	---	---	---	---	6,104.92	1.12	1.46	45102020
1,011,000	1.00	---	---	---	01/07/2004	11/12/2012	5193	TRIA ALFA SA (CR)	4.86	---	4.86	31/03/2026	4.86	4.7	4.92	4.92	4.793	49@4.70	19@4.86	---	2024	107	7	512.82	4,913.46	4.64	7.5	55101020

Exchange Traded Funds (ETFs)

1,345,078	---	---	---	---	15/06/2016	---	---	ALPHA ETF FTSE Athex Large Cap	54.74	3.30 #	52.99	31/03/2026	55.13	54.4	55.13	54.74	54.755	1@54.40	3989@54.85	---	---	3,502	196	191,753.51	---	51.03	66.71	12003
-----------	-----	-----	-----	-----	------------	-----	-----	--------------------------------	-------	--------	-------	------------	-------	------	-------	-------	--------	---------	------------	-----	-----	-------	-----	------------	-----	-------	-------	-------

Surveillance

8,321,682	0.670	---	---	---	17/08/2007	23/11/1999	---	N. LEVENTERIS (CR)	0.292	---	0.292	31/03/2026	0.288	0.288	0.288	0.288	0.288	---	696@0.288	---	2024	1,400	3	403.20	2,825.31	0.252	0.32	55102010	
2,160,524	0.670	---	---	---	03/12/2018	23/11/1999	---	N. LEVENTERIS (PR)	0.183	---	0.183	31/03/2026	---	---	---	---	---	972@0.183	---	---	2024	---	---	---	---	2,825.31	0.165	0.2	55102010

Suspension Status

13,191,620	0.620	---	---	---	04/08/2010	09/09/2002	5232	YALCO - CONSTANTINOU (CR)	0.16	---	0.16	30/05/2025	---	---	---	---	---	---	26032@0.162	---	---	---	---	---	---	2,110.66	0.16	0.16	40202020
17,579,754	4.16	---	---	---	18/08/2006	02/08/2010	---	BIOTER SA (CR)	0.206	---	0.206	30/05/2025	---	---	---	---	---	---	---	---	---	---	---	---	---	3,621.43	0.206	0.206	50101010
3,961,300	1.28	---	---	---	29/06/2004	03/08/2000	5248	DUROS SA (CR)	0.25	---	0.25	24/04/2023	---	---	---	---	---	---	---	---	---	---	---	---	---	990.33	0.25	0.25	40204020
15,842,391	1.51	---	---	---	15/07/2009	12/05/2000	5141	BITROS HOLDING SA (CR)	0.51	---	0.51	30/05/2025	---	---	---	---	---	---	---	---	---	---	---	---	---	8,079.62	0.51	0.51	55102010
28,438,268	0.070	---	---	---	21/08/2006	24/11/1999	5253	SPIROY AGRICULTURE SA (CR)	0.138	---	0.138	30/05/2025	---	---	---	---	---	---	---	---	---	---	---	---	---	3,924.48	0.138	0.138	45102010

Shares' Notes

Code	Note text
()	- Adjusted dividends.
*	- Last adjusted closing price.
[1]	- Net dividends.
[2]	- The "Date of Last Coupon" for New listings refers to the date company's stocks started to trade in Athex
[3]	- The Company Market Value is referred to the number of outstanding shares
[4]	- Sectors codification can be found in Appendix A
[5]	- The Market Value refers to the total number of shares listed (including their several classes) in the exchange by the company.
[6]	- P/E greater than 100
[7]	- Last view of the Order Book before the end of the trading session
[8]	- All Blocks Methods' Transactions Value are included.
5141	- Transfer to the Surveillance Category as of 10/05/2017.
5160	- Transfer to the Surveillance Category as of 15/04/2016.
5165	- Transfer to the Surveillance Category as of 15/02/2018.
5193	- Transfer to the Surveillance Category as of 25/10/2018.
5232	- Transfer to the Under Surveillance Category from 08/04/2011.
5248	- Transfer to the Surveillance Category as of 06/09/20116.
5253	- Transfer to the Surveillance Category as of 14/5/2021.

Securities Blocks Details

Securities	Block Volume	Price	Block Trade Value	Time of approval	Note
ATHENS INTL AIRPORT (CR)	2,335	10.47	24,443.48	10:38:51	14
AUTOHELLAS SA (CR)	30,000	11.10	333,000.00	12:02:46	20
PPC (CR)	138,142	18.39	2,540,431.38	12:09:52	20
MOTOR OIL (CR)	15,000	38.28	574,200.00	12:23:32	20
ALPHA BANK (CR)	138,045	3.35	461,760.53	14:06:49	20
EUROBANK (CR)	155,929	3.60	560,720.68	14:08:25	20
TRADE ESTATES REIC (CR)	220,000	1.92	422,400.00	14:16:11	20
PIRAEUS BANK (CR)	100,000	7.41	741,000.00	14:28:08	20
METLEN PLC (CR)	10,000	34.20	342,000.00	14:31:56	20
NATIONAL BANK (CR)	22,036	13.73	302,554.28	14:58:43	20
NATIONAL BANK (CR)	50,000	13.72	686,000.00	15:01:44	20
NATIONAL BANK (CR)	35,000	13.71	479,850.00	15:05:16	20
AUTOHELLAS SA (CR)	12,500	11.18	139,750.00	15:17:04	20
AUTOHELLAS SA (CR)	12,500	11.16	139,500.00	15:17:30	20
LAVIPHARM SA (CR)	200,000	1.20	239,600.00	16:02:16	20
HELLENIQ ENERGY (CR)	100,000	9.91	991,000.00	16:21:23	20
METLEN PLC (CR)	63,076	34.70	2,188,737.20	16:52:13	20
Allwyn AG (CR)	261,216	13.51	3,529,028.16	17:01:13	20
METLEN PLC (CR)	10,000	34.60	346,000.00	17:13:59	20

Blocks Notes

- 9 - Method 6-1 / Special Fees
- 10 - Method 6-1 / Special Fees, SDS
- 14 - Method 6-3 / Settlement, Incomplete Buy and Sell
- 18 - Method 6-2 / SPOT 1
- 19 - Method 6-2 / SPOT 2
- 20 - Method 6-1 and Method 6-1 Same Day Settlement
- 21 - Other Pre-agreed

Shares Rights Details

Occured date	Exercise from	Exercise until	Trading until	Rights	Price min	Price max	Closing price	Last Bid	Last Ask	Volume	Trades	Transactions Value
--------------	---------------	----------------	---------------	--------	-----------	-----------	---------------	----------	----------	--------	--------	--------------------

No Rights Transactions.

Forced Sales Details

Securities	Category of Security	Transactions Volume	Number of Trades	Transactions Value	Note
No Forced Transactions.					

Forced Sales Notes

- 1 - Compulsory Public Forced Sales
- 2 - Forced Sales of Fixed Registered Shares
- 3 - Forced Sales of Remaining Fractional Shares

Exchange Traded Funds (ETFs) Characteristics

	Transactions Date (T)	Creation / Redemption	Units (T-1)	New Units (T-1)	Redemption Units (T-1)	Units (T) [1]	Fund Assets [2]	Net Unit Price	Dividend per Unit	Dividend Date
ALPHA ETF FTSE Athex Large Cap	01/04/2026	5,000	1,345,078	---	---	1,345,078	70,858,320.00	52.6797	1.15	01/07/2025

ETFs Notes

[1] - Units (T) = Units (T-1) + New Units (T-1) - Redemption Units (T-1)

[2] - The Creation / Redemption Units of T-1 are included.

Non Convertible Corporate Bonds - Regulated Market

Num Listed Bonds	Nominal price	Issue price	Today's Rate	Exp. Date	Duration (years)	Note	Coupon		Trading Unit	Corporate Bonds	Accrued Int.	Yield.T.Mat	Price min	Price max	Closing price	Previous closing price/date	Volume	Transactions Value	Last order		Date	ear min	Year max	
							Common	Preferred											Price	Buy / Sell				
150,000	1,000.00	1,000.00	2.65	22/10/2026	5	---	9	---	1	CPLP SHIPPING HOLDINGS PLC (Non Convertible)	12.2931	2.6610	99.8000	99.8500	99.8167	99.8300	31/03/2026	6,000	6,062.76	99.5000	B	31/04/2026	98.8100	100.5000
320,000	1,000.00	1,000.00	3.40	21/07/2027	7	---	12	---	1	LAMDA DEVELOPMENT S.A. (Non Convertible)	7.1778	3.0720	99.6500	99.6510	99.6500	99.4250	31/03/2026	13,000	13,047.83	99.0000	B	31/04/2026	97.5000	100.0000
200,000	1,000.00	1,000.00	1.90	23/03/2028	7	---	11	---	1	MOTOR OIL CORINTH REFINERIES SA (Non Convertible)	0.7917	3.0220	97.3000	97.3500	97.3250	97.3500	31/03/2026	6,000	5,844.25	97.2000	B	31/04/2026	96.8000	98.0000
150,000	1,000.00	1,000.00	2.60	22/10/2026	7	---	13	---	1	TERNA ENERGY FINANCE S.A. (Non Convertible)	12.0611	3.7780	98.0000	99.0000	98.9900	99.0100	31/03/2026	75,000	74,807.68	98.9900	B	31/04/2026	98.4189	99.7794
100,000	1,000.00	1,000.00	2.80	25/01/2027	5	---	9	---	1	PREMIA S.A. (Non Convertible)	5.5222	3.4990	---	---	---	99.1000	31/03/2026	---	---	99.0000	B	31/04/2026	97.7000	99.5000
500,000	1,000.00	1,000.00	4.00	10/07/2030	7	---	6	---	1	METLEN ENERGY & METALS S.A. (Non Convertible)	9.4444	3.7210	99.5000	100.0000	99.5044	99.4000	31/03/2026	203,000	204,158.13	99.3400	B	31/04/2026	98.3000	101.4000
500,000	1,000.00	1,000.00	3.80	18/11/2032	7	---	1	---	1	LAMDA DEVELOPMENT S.A. (Non convertible)	14.7778	4.1500	97.0000	98.0000	97.8500	97.4880	31/03/2026	211,000	208,755.71	97.1000	B	31/04/2026	97.0000	99.9999
140,000	1,000.00	1,000.00	4.70	15/12/2030	5	---	1	---	1	AKTOR S.A. (Non convertible)	14.7528	4.1490	101.8000	102.0900	101.9652	101.5000	31/03/2026	71,000	73,442.76	101.5100	B	31/04/2026	100.6000	103.4900
500,000	1,000.00	1,000.00	3.20	29/09/2032	7	---	2	---	1	GEK TERNA S.A. (Non Convertible)	0.7111	3.9350	94.4454	96.0000	95.8148	95.8000	31/03/2026	140,000	133,826.68	95.5000	B	31/04/2026	94.4454	99.3790
500,000	1,000.00	1,000.00	2.75	03/07/2027	7	---	12	---	1	GEK TERNA S.A. (Non Convertible)	7.0278	3.4310	98.1000	98.7000	98.4999	98.8330	31/03/2026	72,000	71,317.00	98.2000	B	31/04/2026	97.8000	99.5000
300,000	1,000.00	1,000.00	2.30	20/07/2028	7	---	10	---	1	PRODEA REIC S.A.(Non Convertible)	4.9194	3.6860	96.1500	96.9999	96.1500	96.6600	31/03/2026	6,000	5,828.51	96.1500	B	31/04/2026	95.0000	97.5000
250,000	1,000.00	1,000.00	3.70	04/07/2032	7	---	2	---	1	AEGEAN AIRLINES S.A. (Non Convertible)	9.4556	3.5060	100.5000	100.5000	100.5000	100.0000	31/03/2026	25,000	25,361.39	100.5000	B	31/04/2026	98.0875	102.0999
250,000	1,000.00	1,000.00	2.45	16/11/2028	7	---	9	---	1	ELVALHALCOR S.A. (Non Convertible)	9.5958	3.6960	95.8500	96.2000	96.0000	96.4980	31/03/2026	41,000	39,768.93	95.9000	B	31/04/2026	94.9873	98.0000
120,000	1,000.00	1,000.00	2.65	06/12/2028	7	---	9	---	1	NOVAL PROPERTY REIC (Non Convertible)	8.8333	3.8280	95.5000	96.2000	96.0000	96.3320	31/03/2026	25,000	24,146.83	95.8000	B	31/04/2026	95.2500	99.9900
300,000	1,000.00	1,000.00	2.30	14/12/2028	7	---	9	---	1	GEK TERNA S.A. (Non Convertible)	7.2194	3.6380	95.7500	95.7500	95.7500	95.7500	31/03/2026	7,000	6,753.04	95.7600	B	31/04/2026	95.0000	97.2100
100,000	1,000.00	1,000.00	2.95	11/02/2027	5	---	9	---	1	SAFE BULKERS PARTICIPATIONS PLC (Non Convertible)	4.5069	3.7770	98.5500	98.8999	98.8999	98.4750	31/03/2026	13,000	12,906.58	98.6500	B	31/04/2026	97.8500	99.8500
100,000	1,000.00	1,000.00	4.40	26/07/2029	7	---	8	---	1	CPLP SHIPPING HOLDINGS PLC (Non Convertible)	8.6778	3.6360	100.5000	100.6000	100.5000	100.6000	31/03/2026	22,000	22,310.91	100.3500	B	31/04/2026	99.5100	102.8500
99,697	1,000.00	1,000.00	5.50	15/12/2028	5	---	5	---	1	IDEAL HOLDINGS S.A. (Non Convertible)	17.2639	4.3470	101.1000	102.0000	101.4645	101.8000	31/03/2026	21,000	21,670.09	101.3000	B	31/04/2026	101.4645	104.1000
200,000	1,000.00	1,000.00	4.25	23/01/2029	5	---	5	---	1	AUTOHELLAS S.A. (Non Convertible)	8.7361	4.0580	99.4998	100.7990	99.5129	99.5000	31/03/2026	308,000	309,190.38	100.0000	B	31/04/2026	99.5000	102.0000

Corporate Bonds Notes

Transactions Volume = (Pieces) * (Nominal Price). Transactions Value = (Pieces) * (Nominal Price) * (price %) + (Accrued interest).

The price of a Bond is stated as a percentage (%) of Bond's Nominal Price.

Nominal Price in Euros (€), except if it is noted differently.

Non Convertible Corporate Bonds - Regulated Market

Num Listed Bonds	Nominal price	Issue price	Today's Rate	Exp. Date	Duration (years)	Note	Coupon		Trading Unit	Corporate Bonds	Accrued Int.	Yield.T.Mat	Price min	Price max	Closing price	Previous closing price/date	Volume	Transactions Value	Last order			ear min	Year max	
							Common	Preferred											Price	Buy / Sell	Date			
130,000	1,000.00	1,000.00	6.00	27/02/2029	5	---	5	---	1	INTRALOT S.A. (Non Convertible)	6.5000	4.6390	102.0000	102.0000	102.0000	102.3000	31/03/2026	5,000	5,132.50	101.5301	B	31/04/2026	101.0000	103.2200
250,000	1,000.00	1,000.00	3.75	25/02/2033	7	---	1	---	1	CAPITAL CLEAN ENERGY CARRIERS CORP. (Non Convert)	4.2708	4.3780	96.2400	97.7999	96.5500	97.6500	31/03/2026	46,000	44,634.46	96.5000	B	31/04/2026	95.0002	99.9895

Corporate Bonds Notes

Transactions Volume = (Pieces) * (Nominal Price). Transactions Value = (Pieces) * (Nominal Price) * (price %) + (Accrued interest).

The price of a Bond is stated as a percentage (%) of Bond's Nominal Price.

Nominal Price in Euros (€), except if it is noted differently.

Government Bonds

Number Listed Bonds	Nominal price	Today's Rate	Accrued Interest Calc	Exp. Date [1]	Duration (years)	Note	Coupons Date	Curr. coupon value	Trading Unit	Government Bonds	Price min	Price max	Closing price	Previous closing price/date	Volume	Transactions Value	Price	Last order Buy / Sell	Date
4,000,000	1,000.00	4.13	Actual/Actual	15/06/2054	30	---	15/06	4.13	1	GGB-FXD-150654-30Y-4.125-1.000	---	---	---	---	---	---	---	---	---
4,700,000	1,000.00	1.88	Actual/Actual	04/02/2035	15	---	04/02	1.88	1	GGB-FXD-040235-15Y-1.875-1.000	---	---	---	---	---	---	---	---	---
6,000,000	1,000.00	0.75	Actual/Actual	18/06/2031	10	---	18/06	0.75	1	GGB-FXD-180631-10Y-0.750-1.000	---	---	---	---	---	---	---	---	---
3,600,000	1,000.00	3.88	Actual/Actual	15/06/2028	5	---	15/06	3.88	1	GGB-FXD-150628-05Y-3.875-1.000	---	---	---	---	---	---	---	---	---
5,962,747,327	1.00	3.75	Actual/Actual	30/01/2028	10	---	/02 - 02/02 - 31/	3.75	1	GGB-FXD-300128-10Y-3.750-1.000	---	---	---	85.4610 13/07/2018	---	---	1.0000	B	28/11/2018
7,067,309,386	1.00	3.90	Actual/Actual	30/01/2033	15	---	/02 - 02/02 - 31/	3.90	1	GGB-FXD-300133-15Y-3.900-1.000	---	---	---	78.6730 13/07/2018	---	---	1.0000	B	28/11/2018
5,622,848,349	1.00	4.00	Actual/Actual	30/01/2037	19	---	/02 - 02/02 - 31/	4.00	1	GGB-FXD-300137-19Y-4.000-1.000	---	---	---	77.0370 13/07/2018	---	---	1.0000	B	28/11/2018
5,476,770,669	1.00	4.20	Actual/Actual	30/01/2042	24	---	/02 - 02/02 - 31/	4.20	1	GGB-FXD-300142-24Y-4.200-1.000	---	---	---	77.7640 13/07/2018	---	---	1.0000	B	28/11/2018
4,950,000	1,000.00	3.38	Actual/Actual	15/06/2034	10	---	15/06	3.38	1	GGB-FXD-150634-10Y-3.375-1.000	---	---	---	---	---	---	---	---	---
41,118,344	1.00	4.30	Actual/Actual	24/02/2027	15	---	24/02	4.30	1	GGB-FXD-240227-15Y-2.000-1.000	---	---	---	10.0000 22/06/2015	---	---	---	---	---
45,137,734	1.00	4.30	Actual/Actual	24/02/2028	16	---	24/02	4.30	1	GGB-FXD-240228-16Y-2.000-1.000	---	---	---	10.0000 22/06/2015	---	---	---	---	---
61,768,888	1.00	4.30	Actual/Actual	24/02/2029	17	---	24/02	4.30	1	GGB-FXD-240229-17Y-2.000-1.000	---	---	---	10.0000 22/06/2015	---	---	---	---	---
54,567,744	1.00	4.30	Actual/Actual	24/02/2030	18	---	24/02	4.30	1	GGB-FXD-240230-18Y-2.000-1.000	---	---	---	10.0000 22/06/2015	---	---	---	---	---
37,541,515	1.00	4.30	Actual/Actual	24/02/2031	19	---	24/02	4.30	1	GGB-FXD-240231-19Y-2.000-1.000	---	---	---	10.0000 22/06/2015	---	---	---	---	---
37,558,317	1.00	4.30	Actual/Actual	24/02/2032	20	---	24/02	4.30	1	GGB-FXD-240232-20Y-2.000-1.000	---	---	---	10.0000 22/06/2015	---	---	---	---	---
37,473,732	1.00	4.30	Actual/Actual	24/02/2033	21	---	24/02	4.30	1	GGB-FXD-240233-21Y-2.000-1.000	---	---	---	10.0000 22/06/2015	---	---	---	---	---
33,888,293	1.00	4.30	Actual/Actual	24/02/2034	22	---	24/02	4.30	1	GGB-FXD-240234-22Y-2.000-1.000	---	---	---	10.0000 22/06/2015	---	---	---	---	---
35,177,800	1.00	4.30	Actual/Actual	24/02/2035	23	---	24/02	4.30	1	GGB-FXD-240235-23Y-2.000-1.000	---	---	---	10.0000 22/06/2015	---	---	---	---	---
35,547,268	1.00	4.30	Actual/Actual	24/02/2036	24	---	24/02	4.30	1	GGB-FXD-240236-24Y-2.000-1.000	---	---	---	10.0000 22/06/2015	---	---	---	---	---
40,246,306	1.00	4.30	Actual/Actual	24/02/2037	25	---	24/02	4.30	1	GGB-FXD-240237-25Y-2.000-1.000	---	---	---	10.0000 22/06/2015	---	---	---	---	---
37,643,952	1.00	4.30	Actual/Actual	24/02/2038	26	---	24/02	4.30	1	GGB-FXD-240238-26Y-2.000-1.000	---	---	---	10.0000 22/06/2015	---	---	---	---	---
36,977,100	1.00	4.30	Actual/Actual	24/02/2039	27	---	24/02	4.30	1	GGB-FXD-240239-27Y-2.000-1.000	---	---	---	10.0000 22/06/2015	---	---	---	---	---
41,615,000	1.00	4.30	Actual/Actual	24/02/2040	28	---	24/02	4.30	1	GGB-FXD-240240-28Y-2.000-1.000	---	---	---	10.0000 22/06/2015	---	---	---	---	---
42,227,208	1.00	4.30	Actual/Actual	24/02/2041	29	---	24/02	4.30	1	GGB-FXD-240241-29Y-2.000-1.000	---	---	---	10.0000 22/06/2015	---	---	---	---	---
68,288,487	1.00	4.30	Actual/Actual	24/02/2042	30	---	24/02	4.30	1	GGB-FXD-240242-30Y-2.000-1.000	---	---	---	10.0000 22/06/2015	---	---	---	---	---
4,700,000	1,000.00	3.88	Actual/Actual	12/03/2029	10	---	12/03	3.88	1	GGB-FXD-120329-10Y-3.875-1.000	---	---	---	---	---	---	100.0000	B	15/10/2019
5,500,000	1,000.00	1.50	Actual/Actual	18/06/2030	10	---	18/06	1.50	1	GGB-FXD-180630-10Y-1.500-1.000	---	---	---	---	---	---	---	---	---
5,500,000	1,000.00	4.38	Actual/Actual	18/07/2038	15	---	18/07	4.38	1	GGB-FXD-180738-15Y-4.375-1.000	---	---	---	---	---	---	---	---	---
40,000	1,000.00	2.72	FLR Actual/360	18/09/2026	1	---	18/09 - 18/03	---	1	GGB-FLT-180926-01Y-2.717-1.000	---	---	---	---	---	---	---	---	---
4,300,000	1,000.00	3.38	Actual/Actual	16/06/2036	10	---	16/06	3.38	1	GGB-FXD-160636-10Y-3.375-1000.00	---	---	---	---	---	---	---	---	---
5,364,250	1,000.00	3.25	Actual/Actual	20/03/2050	30	---	20/03	3.25	1	GGB-FXD-200350-30Y-3.250-1.000	---	---	---	---	---	---	---	---	---
4,500,000	1,000.00	3.63	Actual/Actual	15/06/2035	10	---	15/06	3.63	1	GGB-FXD-150635-10Y-3.625-1000.00	---	---	---	---	---	---	---	---	---
3,924,361	1,000.00	2.00	Actual/Actual	22/04/2027	7	---	22/04	2.00	1	GGB-FXD-220427-07Y-2.000-1.000	---	---	---	---	---	---	99.9000	B	22/04/2020
2,298,012	1,000.00	1.88	Actual/Actual	23/07/2026	7	---	23/07	1.88	1	GGB-FXD-230726-07Y-1.875-1.000	---	---	---	---	---	---	---	---	---
4,900,000	1,000.00	4.25	Actual/Actual	15/06/2033	10	---	15/06	4.25	1	GGB-FXD-150633-10Y-4.250-1.000	---	---	---	---	---	---	---	---	---

Government Bonds Notes

Transactions Volume = (Pieces) * (Nominal Price). Transactions Value = (Pieces) * (Nominal Price) * (price %) + (Accrued interest).

The Value of current coupon for the issues with NV 0.01 euro refers to NV 100 euros

FLR: Floating Interest Rate.

[1] - The Expiration Date of the interest bearing period and the Date for coupon payment.

Government Bonds

Number Listed Bonds	Nominal price	Today's Rate	Accrued Interest Calc	Exp. Date [1]	Duration (years)	Note	Coupons Date	Curr. coupon value	Trading Unit	Government Bonds	Price min	Price max	Closing price	Previous closing price/date	Volume	Transactions Value	Price	Last order Buy / Sell	Date
3,500,000	1,000.00	1.88	Actual/Actual	24/01/2052	30	---	24/01	1.88	1	GGB-FXD-240152-30Y-1.875-1.000	---	---	---	---	---	---	---	---	---
3,700,000	1,000.00	1.75	Actual/Actual	18/06/2032	10	---	18/06	1.75	1	GGB-FXD-180632-10Y-1.750-1.000	---	---	---	---	---	---	---	---	---
2,200,000	1,000.00	1.13	FLR Actual/360	15/12/2027	5	---	- 15/03 - 15/09 -	---	1	GGB-FLT-151227-05Y-1.130-1.000	---	---	---	---	---	---	102.1600	B	30/12/2022

Government Bonds Notes

Transactions Volume = (Pieces) * (Nominal Price). Transactions Value = (Pieces) * (Nominal Price) * (price %) + (Accrued interest).

The Value of current coupon for the issues with NV 0.01 euro refers to NV 100 euros

FLR: Floating Interest Rate.

[1] - The Expiration Date of the interest bearing period and the Date for coupon payment.

Treasury Bills & Zero Coupon Government Bonds

Issue Date	13-Week Maturity									26-Week Maturity									52-Week Maturity								
	Exp. Date	Initial Rate	Num Listed Bonds	Nominal price	Issue price	Last Trade Price	Last Trade Date	Volume Traded	Note	Exp. Date	Initial Rate	Num Listed Bonds	Nominal price	Issue price	Last Trade Price	Last Trade Date	Volume Traded	Note	Exp. Date	Initial Rate	Num Listed Bonds	Nominal price	Issue price	Last Trade Price	Last Trade Date	Volume Traded	Note
06/06/2025	---	---	---	---	---	---	---	---	---	---	---	---	---	---	---	---	---	---	06/06/2026	1.84	600,000	1,000.00	981.74	---	---	---	---
05/09/2025	---	---	---	---	---	---	---	---	---	---	---	---	---	---	---	---	---	---	04/09/2026	1.97	600,000	1,000.00	0.00	---	---	---	---
05/12/2025	---	---	---	---	---	---	---	---	---	---	---	---	---	---	---	---	---	---	04/12/2026	2.03	600,000	1,000.00	997.90	---	---	---	---
06/03/2026	---	---	---	---	---	---	---	---	---	---	---	---	---	---	---	---	---	---	05/03/2027	1.97	500,000	1,000.00	980.45	---	---	---	---

Bonds in Circulation	Currency / Min nominal traded Value	Coupons Payment Date	Current Coupon Value	Note	Coupon	Trading Unit	Issue Date	Duration (years)	Today's Interest	A.I.C in days	Bonds	Last price of previous days		Last Outcry in Cash (euro)			Trades in Pieces	Life min	Life Max
												Price	Buy / Sell	Price	Buy / Sell	Date			
Corporate Bonds in Foreign Currency and Euro																			
103,746	GBP / 10	01/12	0.25	---	67	1	01/12/1930	98	2.5	360	National Mortgage Bank	2.27	05/02/1996	2.27	S	05/02/1996	---	2.27	2.27
0	GBP / 10	01/12	0.25	---	69	1	01/12/1928	100	2.5	360	National Mortgage Bank	---	---	---	---	---	---	---	---

Government Bonds Notes

A.I.C: Accrued Interest Calculation base.

FLR: Floating Interest Rate.

The minimum tradeable Nominal Value for all Demeterialised Government Titles is 100 Euros.

(μτφρ-0)

Underlying Asset				Derivatives Market													
Price max	Price min	Closing price	change	Delivery Month	Open price	Price max	Price min	Last price	Closing price	Last Bid	Last Ask	Fixing price*	Life high	Life low	Trades	Volume	Open Interest
FTSE/Athex Large Cap				(Trade Unit: 1 Index Point x 2E, Cash Settlement)													
5,477.33	5,234.12	5,406.09	3.29%	April 2026	5,400.00	5,485.00	5,372.00	5,410.00	5,410.00	---	---	---	5,883.25	---	369	1,743	6,055
				May 2026	5,372.00	5,414.50	5,370.00	5,393.75	5,393.75	---	---	---	5,447.50	---	29	62	220
				June 2026	---	---	---	---	5,257.50	---	---	---	---	---	---	---	---
				September 2026	---	---	---	---	5,283.75	---	---	---	---	---	---	---	---
				December 2026	---	---	---	---	5,310.25	---	---	---	---	---	---	---	---
				March 2027	---	---	---	---	5,336.75	---	---	---	---	---	---	---	---
FTSE/Athex Banks				(Trade Unit: 1 Index Point x 15E, Cash Settlement)													
2,459.42	2,289.81	2,364.90	3.28%	June 2026	2,388.00	2,391.00	2,377.00	2,377.00	2,377.00	---	---	---	2,391.00	---	12	71	2,999
				September 2026	---	---	---	---	2,311.50	---	---	---	---	---	---	---	---
				December 2026	---	---	---	---	2,323.25	---	---	---	---	---	---	---	---
				March 2027	---	---	---	---	2,334.75	---	---	---	---	---	---	---	---
MSCI GREECE REBASED				(Trade Unit: 1 Index Point x 2E, Cash Settlement)													
8,678.24	8,149.69	8,459.89	3.81%	April 2026	---	---	---	---	8,075.75	---	---	---	9,279.50	---	---	---	---
				May 2026	8,466.00	8,466.00	8,466.00	8,466.00	8,466.00	---	---	---	8,466.00	---	2	20	---
				June 2026	---	---	---	---	8,186.00	---	---	---	---	---	---	---	---
				July 2026	---	---	---	---	8,198.50	---	---	---	---	---	---	---	---
				August 2026	---	---	---	---	8,214.50	---	---	---	---	---	---	---	---
				September 2026	---	---	---	---	8,227.00	---	---	---	---	---	---	---	---
				December 2026	---	---	---	---	8,268.25	---	---	---	---	---	---	---	---
				March 2027	---	---	---	---	8,309.50	---	---	---	---	---	---	---	---

Derivatives notes - <https://www.athexgroup.gr/en/market-data/statistics/eod-closing-prices/>

Fixing prices and final open positions can be retrieved from the following path <http://www.athexgroup.gr/en/market-data/statistics/eod-closing-prices>

Underlying Asset				Derivatives Market													
Price max	Price min	Closing price	change	Delivery Month	Open price	Price max	Price min	Last price	Closing price	Last Bid	Last Ask	Fixing price*	Life high	Life low	Trades	Volume	Open Interest
ADMIE (IPTO) HOLDING S.A. (CR)				(Contract Size: 100 Securities, Physical Delivery)													
2.87	2.83	2.87	2.14%	June 2026	2.87	2.87	2.85	2.85	2.85	---	---	---	2.92	---	2	3	8,536
				September 2026	---	---	---	---	2.84	---	---	---	---	---	---	---	---
				December 2026	---	---	---	---	2.85	---	---	---	---	---	---	---	---
				March 2027	---	---	---	---	2.87	---	---	---	---	---	---	---	---
AEGEAN AIRLINES (CR)				(Contract Size: 100 Securities, Physical Delivery)													
12.3	12.08	12.26	3.90%	June 2026	11.30	11.49	11.25	11.33	11.33	---	---	---	15.15	---	30	89	2,588
				September 2026	---	---	---	---	11.91	---	---	---	---	---	---	---	---
				December 2026	---	---	---	---	11.97	---	---	---	---	---	---	---	---
				March 2027	---	---	---	---	12.03	---	---	---	---	---	---	---	---
AKTOR S.A. HOLDING CO. (CR)				(Contract Size: 100 Securities, Physical Delivery)													
10.2	9.83	10.02	1.73%	June 2026	9.90	10.13	9.90	10.01	10.01	---	---	---	10.83	---	58	421	95,605
				September 2026	---	---	---	---	9.94	---	---	---	---	---	---	---	---
				December 2026	---	---	---	---	9.99	---	---	---	---	---	---	---	---
				March 2027	---	---	---	---	10.04	---	---	---	---	---	---	---	---
Allwyn AG (CR)				(Contract Size: 100 Securities, Physical Delivery)													
14.2	13.33	14.2	8.48%	June 2026	12.78	13.31	12.71	13.30	13.30	---	---	---	15.54	---	114	576	5,352
				September 2026	---	---	---	---	13.21	---	---	---	---	---	---	---	---
				December 2026	---	---	---	---	13.28	---	---	---	---	---	---	---	---
				March 2027	---	---	---	---	13.35	---	---	---	---	---	---	---	---
ALPHA BANK (CR)				(Contract Size: 100 Securities, Physical Delivery)													
3.47	3.32	3.351	5.71%	June 2026	3.30	3.45	3.30	3.37	3.37	---	---	---	4.50	---	505	9,729	59,053
				September 2026	---	---	---	---	3.20	---	---	---	---	---	---	---	---
				December 2026	---	---	---	---	3.22	---	---	---	---	---	---	---	---
				March 2027	---	---	---	---	3.23	---	---	---	---	---	---	---	---
ATHENS INTL AIRPORT (CR)				(Contract Size: 100 Securities, Physical Delivery)													
10.98	10.51	10.67	1.62%	June 2026	10.11	10.29	10.00	10.10	10.10	---	---	---	11.47	---	9	37	216
				September 2026	---	---	---	---	10.60	---	---	---	---	---	---	---	---
				December 2026	---	---	---	---	10.65	---	---	---	---	---	---	---	---
				March 2027	---	---	---	---	10.71	---	---	---	---	---	---	---	---
AUTOHELLAS SA (CR)				(Contract Size: 100 Securities, Physical Delivery)													
11.26	11	11.12	2.39%	June 2026	10.44	10.45	10.44	10.45	10.45	---	---	---	11.05	---	2	5	122
				September 2026	---	---	---	---	10.96	---	---	---	---	---	---	---	---
				December 2026	---	---	---	---	11.02	---	---	---	---	---	---	---	---
				March 2027	---	---	---	---	11.07	---	---	---	---	---	---	---	---

Derivatives notes - <https://www.athexgroup.gr/en/market-data/statistics/eod-closing-prices/>

Fixing prices and final open positions can be retrieved from the following path <http://www.athexgroup.gr/en/market-data/statistics/eod-closing-prices>

Underlying Asset				Derivatives Market													
Price max	Price min	Closing price	change	Delivery Month	Open price	Price max	Price min	Last price	Closing price	Last Bid	Last Ask	Fixing price*	Life high	Life low	Trades	Volume	Open Interest
AVAX S.A. (CR)				(Contract Size: 100 Securities, Physical Delivery)													
3.085	2.99	3.05	5.54%	June 2026	2.94	3.06	2.94	3.03	3.03	---	---	---	3.24	---	16	46	2,039
				September 2026	---	---	---	---	2.92	---	---	---	---	---	---	---	---
				December 2026	---	---	---	---	2.93	---	---	---	---	---	---	---	---
				March 2027	---	---	---	---	2.95	---	---	---	---	---	---	---	---
BALLY'S INTRALOT (CR)				(Contract Size: 100 Securities, Physical Delivery)													
0.949	0.924	0.949	3.49%	June 2026	0.979	0.979	0.929	0.949	0.949	---	---	---	1.10	---	62	2,666	1,254,200
				September 2026	---	---	---	---	0.926	---	---	---	---	---	---	---	---
				December 2026	---	---	---	---	0.930	---	---	---	---	---	---	---	---
				March 2027	---	---	---	---	0.935	---	---	---	---	---	---	---	---
BANK OF CYPRUS (CR)				(Contract Size: 100 Securities, Physical Delivery)													
8.8	8.58	8.64	3.35%	June 2026	8.21	8.24	8.15	8.24	8.24	---	---	---	9.07	---	5	116	996
				September 2026	---	---	---	---	8.44	---	---	---	---	---	---	---	---
				December 2026	---	---	---	---	8.48	---	---	---	---	---	---	---	---
				March 2027	---	---	---	---	8.52	---	---	---	---	---	---	---	---
CC HBC AG (CR)				(Contract Size: 100 Securities, Physical Delivery)													
49.58	47.98	48.78	0.12%	June 2026	48.26	48.34	47.00	47.41	47.41	---	---	---	52.01	---	10	28	97
				September 2026	---	---	---	---	49.18	---	---	---	---	---	---	---	---
				December 2026	---	---	---	---	49.43	---	---	---	---	---	---	---	---
				March 2027	---	---	---	---	49.68	---	---	---	---	---	---	---	---
CENERGY HOLDINGS (CB)				(Contract Size: 100 Securities, Physical Delivery)													
19.84	19.16	19.68	4.02%	June 2026	19.00	19.74	19.00	19.69	19.69	---	---	---	21.05	---	70	347	3,715
				September 2026	---	---	---	---	19.10	---	---	---	---	---	---	---	---
				December 2026	---	---	---	---	19.20	---	---	---	---	---	---	---	---
				March 2027	---	---	---	---	19.29	---	---	---	---	---	---	---	---
CrediaBank (CR)				(Contract Size: 100 Securities, Physical Delivery)													
1.208	1.04	1.048	-6.93%	June 2026	1.03	1.04	0.991	0.992	0.992	---	---	---	1.38	---	385	12,616	32,200
				September 2026	---	---	---	---	1.14	---	---	---	---	---	---	---	---
				December 2026	---	---	---	---	1.14	---	---	---	---	---	---	---	---
				March 2027	---	---	---	---	1.15	---	---	---	---	---	---	---	---
ELLAKTOR (CR)				(Contract Size: 100 Securities, Physical Delivery)													
1.274	1.228	1.27	5.83%	June 2026	1.19	1.28	1.19	1.27	1.27	---	---	---	1.34	---	22	112	1,507
				September 2026	---	---	---	---	1.21	---	---	---	---	---	---	---	---
				December 2026	---	---	---	---	1.22	---	---	---	---	---	---	---	---
				March 2027	---	---	---	---	1.22	---	---	---	---	---	---	---	---

Derivatives notes - <https://www.athexgroup.gr/en/market-data/statistics/eod-closing-prices/>

Fixing prices and final open positions can be retrieved from the following path <http://www.athexgroup.gr/en/market-data/statistics/eod-closing-prices>

Underlying Asset				Derivatives Market													
Price max	Price min	Closing price	change	Delivery Month	Open price	Price max	Price min	Last price	Closing price	Last Bid	Last Ask	Fixing price*	Life high	Life low	Trades	Volume	Open Interest
ELVALHALCOR (CR)				(Contract Size: 100 Securities, Physical Delivery)													
3.755	3.605	3.73	6.42%	June 2026	3.66	3.75	3.62	3.73	3.73	---	---	---	4.03	---	50	262	2,812
				September 2026	---	---	---	---	3.54	---	---	---	---	---	---	---	---
				December 2026	---	---	---	---	3.56	---	---	---	---	---	---	---	---
				March 2027	---	---	---	---	3.57	---	---	---	---	---	---	---	---
EUROBANK (CR)				(Contract Size: 100 Securities, Physical Delivery)													
3.73	3.492	3.492	2.47%	June 2026	3.42	3.59	3.42	3.46	3.46	---	---	---	3.90	---	219	4,477	28,384
				September 2026	---	---	---	---	3.44	---	---	---	---	---	---	---	---
				December 2026	---	---	---	---	3.46	---	---	---	---	---	---	---	---
				March 2027	---	---	---	---	3.47	---	---	---	---	---	---	---	---
EYDAP S.A. (CR)				(Contract Size: 100 Securities, Physical Delivery)													
9.32	9.02	9.32	3.56%	June 2026	9.15	9.28	9.08	9.28	9.28	---	---	---	9.55	---	11	51	12,700
				September 2026	---	---	---	---	9.09	---	---	---	---	---	---	---	---
				December 2026	---	---	---	---	9.13	---	---	---	---	---	---	---	---
				March 2027	---	---	---	---	9.18	---	---	---	---	---	---	---	---
FOURLIS (CR)				(Contract Size: 100 Securities, Physical Delivery)													
4.6	4.4	4.535	3.30%	June 2026	4.44	4.58	4.36	4.50	4.50	---	---	---	4.64	---	108	1,018	4,138
				September 2026	---	---	---	---	4.43	---	---	---	---	---	---	---	---
				December 2026	---	---	---	---	4.45	---	---	---	---	---	---	---	---
				March 2027	---	---	---	---	4.48	---	---	---	---	---	---	---	---
GEK TERNA (CR)				(Contract Size: 100 Securities, Physical Delivery)													
35.36	34.46	35.36	4.43%	June 2026	34.88	35.30	34.65	35.30	35.30	---	---	---	37.20	---	81	530	5,841
				September 2026	---	---	---	---	34.18	---	---	---	---	---	---	---	---
				December 2026	---	---	---	---	34.35	---	---	---	---	---	---	---	---
				March 2027	---	---	---	---	34.52	---	---	---	---	---	---	---	---
HELLENIC EXCHANGES-A.S.E. (CR)				(Contract Size: 100 Securities, Physical Delivery)													
7.05	7	7	0.00%	June 2026	6.98	6.98	6.97	6.97	6.97	---	---	---	7.14	---	5	21	367
				September 2026	---	---	---	---	7.07	---	---	---	---	---	---	---	---
				December 2026	---	---	---	---	7.10	---	---	---	---	---	---	---	---
				March 2027	---	---	---	---	7.14	---	---	---	---	---	---	---	---
HELLENiQ ENERGY (CR)				(Contract Size: 100 Securities, Physical Delivery)													
9.99	9.75	9.88	0.10%	June 2026	9.93	10.00	9.81	9.91	9.91	---	---	---	10.55	---	34	134	4,509
				September 2026	---	---	---	---	9.96	---	---	---	---	---	---	---	---
				December 2026	---	---	---	---	10.01	---	---	---	---	---	---	---	---
				March 2027	---	---	---	---	10.06	---	---	---	---	---	---	---	---

Derivatives notes - <https://www.athexgroup.gr/en/market-data/statistics/eod-closing-prices/>

Fixing prices and final open positions can be retrieved from the following path <http://www.athexgroup.gr/en/market-data/statistics/eod-closing-prices>

Underlying Asset				Derivatives Market													
Price max	Price min	Closing price	change	Delivery Month	Open price	Price max	Price min	Last price	Closing price	Last Bid	Last Ask	Fixing price*	Life high	Life low	Trades	Volume	Open Interest
INTRACOM HOLDINGS (CR)				(Contract Size: 100 Securities, Physical Delivery)													
2.97	2.905	2.95	3.69%	June 2026	3.00	3.02	2.92	2.93	2.93	---	---	---	3.19	---	31	103	10,724
				September 2026	---	---	---	---	2.87	---	---	---	---	---	---	---	---
				December 2026	---	---	---	---	2.89	---	---	---	---	---	---	---	---
				March 2027	---	---	---	---	2.90	---	---	---	---	---	---	---	---
JUMBO SA (CR)				(Contract Size: 100 Securities, Physical Delivery)													
23.08	22.42	23.06	4.91%	June 2026	22.60	23.02	22.50	22.99	22.99	---	---	---	25.68	---	52	227	3,526
				September 2026	---	---	---	---	22.19	---	---	---	---	---	---	---	---
				December 2026	---	---	---	---	22.30	---	---	---	---	---	---	---	---
				March 2027	---	---	---	---	22.41	---	---	---	---	---	---	---	---
LAMDA DEVELOPMENT SA (CR)				(Contract Size: 100 Securities, Physical Delivery)													
6.13	5.99	6.09	1.84%	June 2026	6.08	6.16	6.04	6.14	6.14	---	---	---	7.09	---	61	266	17,905
				September 2026	---	---	---	---	6.04	---	---	---	---	---	---	---	---
				December 2026	---	---	---	---	6.07	---	---	---	---	---	---	---	---
				March 2027	---	---	---	---	6.10	---	---	---	---	---	---	---	---
METLEN PLC (CR)				(Contract Size: 100 Securities, Physical Delivery)													
35.36	34.02	34.36	2.75%	June 2026	34.10	35.20	34.08	34.50	34.50	---	---	---	47.90	---	216	681	12,308
				September 2026	---	---	---	---	33.76	---	---	---	---	---	---	---	---
				December 2026	---	---	---	---	33.93	---	---	---	---	---	---	---	---
				March 2027	---	---	---	---	34.10	---	---	---	---	---	---	---	---
MIG (CR)				(Contract Size: 100 Securities, Physical Delivery)													
3.1	3.04	3.09	1.65%	June 2026	---	---	---	---	3.10	---	---	---	3.43	---	---	---	143
				September 2026	---	---	---	---	3.07	---	---	---	---	---	---	---	---
				December 2026	---	---	---	---	3.08	---	---	---	---	---	---	---	---
				March 2027	---	---	---	---	3.10	---	---	---	---	---	---	---	---
MOTOR OIL (CR)				(Contract Size: 100 Securities, Physical Delivery)													
38.52	37.88	38.3	0.52%	June 2026	38.09	38.29	38.09	38.13	38.13	---	---	---	39.66	---	6	23	229
				September 2026	---	---	---	---	38.46	---	---	---	---	---	---	---	---
				December 2026	---	---	---	---	38.65	---	---	---	---	---	---	---	---
				March 2027	---	---	---	---	38.85	---	---	---	---	---	---	---	---
NATIONAL BANK (CR)				(Contract Size: 100 Securities, Physical Delivery)													
14.28	13.3	13.3	0.49%	June 2026	13.40	13.98	13.00	13.15	13.15	---	---	---	15.76	---	281	1,645	11,939
				September 2026	---	---	---	---	13.36	---	---	---	---	---	---	---	---
				December 2026	---	---	---	---	13.43	---	---	---	---	---	---	---	---
				March 2027	---	---	---	---	13.49	---	---	---	---	---	---	---	---

Derivatives notes - <https://www.athexgroup.gr/en/market-data/statistics/eod-closing-prices/>

Fixing prices and final open positions can be retrieved from the following path <http://www.athexgroup.gr/en/market-data/statistics/eod-closing-prices>

Underlying Asset				Derivatives Market													
Price max	Price min	Closing price	change	Delivery Month	Open price	Price max	Price min	Last price	Closing price	Last Bid	Last Ask	Fixing price*	Life high	Life low	Trades	Volume	Open Interest
OPTIMA BANK (CR)				(Contract Size: 100 Securities, Physical Delivery)													
8.88	8.66	8.69	2.24%	June 2026	8.77	8.77	8.64	8.64	8.64	---	---	---	9.40	---	9	44	474
				September 2026	---	---	---	---	8.58	---	---	---	---	---	---	---	---
				December 2026	---	---	---	---	8.62	---	---	---	---	---	---	---	---
				March 2027	---	---	---	---	8.67	---	---	---	---	---	---	---	---
OTE (CR)				(Contract Size: 100 Securities, Physical Delivery)													
17.26	16.64	17.26	5.76%	June 2026	16.70	17.13	16.70	17.13	17.13	---	---	---	17.66	---	13	25	999
				September 2026	---	---	---	---	16.48	---	---	---	---	---	---	---	---
				December 2026	---	---	---	---	16.56	---	---	---	---	---	---	---	---
				March 2027	---	---	---	---	16.64	---	---	---	---	---	---	---	---
P.P.A. S.A. (CR)				(Contract Size: 100 Securities, Physical Delivery)													
38.15	36.95	36.95	2.07%	June 2026	---	---	---	---	37.54	---	---	---	38.56	---	---	---	46
				September 2026	---	---	---	---	36.54	---	---	---	---	---	---	---	---
				December 2026	---	---	---	---	36.73	---	---	---	---	---	---	---	---
				March 2027	---	---	---	---	36.91	---	---	---	---	---	---	---	---
PIRAEUS BANK (CR)				(Contract Size: 100 Securities, Physical Delivery)													
7.54	7.31	7.462	6.81%	June 2026	7.24	7.54	7.24	7.43	7.43	---	---	---	8.90	---	613	7,466	49,710
				September 2026	---	---	---	---	7.05	---	---	---	---	---	---	---	---
				December 2026	---	---	---	---	7.09	---	---	---	---	---	---	---	---
				March 2027	---	---	---	---	7.12	---	---	---	---	---	---	---	---
PPC (CR)				(Contract Size: 100 Securities, Physical Delivery)													
18.8	18.25	18.5	3.01%	June 2026	18.60	18.76	18.34	18.52	18.52	---	---	---	18.90	---	56	276	18,004
				September 2026	---	---	---	---	18.13	---	---	---	---	---	---	---	---
				December 2026	---	---	---	---	18.22	---	---	---	---	---	---	---	---
				March 2027	---	---	---	---	18.31	---	---	---	---	---	---	---	---
QUEST HOLDINGS (CR)				(Contract Size: 100 Securities, Physical Delivery)													
6.38	6.28	6.36	1.76%	June 2026	6.31	6.31	6.30	6.30	6.30	---	---	---	6.57	---	2	10	208
				September 2026	---	---	---	---	6.31	---	---	---	---	---	---	---	---
				December 2026	---	---	---	---	6.34	---	---	---	---	---	---	---	---
				March 2027	---	---	---	---	6.37	---	---	---	---	---	---	---	---
TITAN (CB)				(Contract Size: 100 Securities, Physical Delivery)													
48.1	45.95	47.6	5.78%	June 2026	45.88	47.90	45.88	47.44	47.44	---	---	---	47.90	---	24	44	329
				September 2026	---	---	---	---	45.43	---	---	---	---	---	---	---	---
				December 2026	---	---	---	---	45.66	---	---	---	---	---	---	---	---
				March 2027	---	---	---	---	45.88	---	---	---	---	---	---	---	---

Derivatives notes - <https://www.athexgroup.gr/en/market-data/statistics/eod-closing-prices/>

Fixing prices and final open positions can be retrieved from the following path <http://www.athexgroup.gr/en/market-data/statistics/eod-closing-prices>

Underlying Asset				Derivatives Market													
Price max	Price min	Closing price	change	Delivery Month	Open price	Price max	Price min	Last price	Closing price	Last Bid	Last Ask	Fixing price*	Life high	Life low	Trades	Volume	Open Interest
VIOHALCO SA/NV (CB)				(Contract Size: 100 Securities, Physical Delivery)													
13.48	12.76	13	2.85%	June 2026	13.00	13.30	12.79	13.06	13.06	---	---	---	14.85	---	54	297	2,293
				September 2026	---	---	---	---	12.76	---	---	---	---	---	---	---	---
				December 2026	---	---	---	---	12.82	---	---	---	---	---	---	---	---
				March 2027	---	---	---	---	12.89	---	---	---	---	---	---	---	---

Derivatives notes - <https://www.athexgroup.gr/en/market-data/statistics/eod-closing-prices/>

Fixing prices and final open positions can be retrieved from the following path <http://www.athexgroup.gr/en/market-data/statistics/eod-closing-prices>

FTSE/Athex Large Cap

(Trade Unit: 1 Index Point x 2€ - Exercise Style: European, Cash Settlement)

Exerise Price	Call Options														Put Options														Exerise Price				
	April 2026							May 2026							Other Months		April 2026							May 2026							Other Months		
	Open price	Price max	Price min	Last price	Closing price	Volume	Open Interest	Open price	Price max	Price min	Last price	Closing price	Volume	Open Interest	Volume	Open Interest	Open price	Price max	Price min	Last price	Closing price	Volume	Open Interest	Open price	Price max	Price min	Last price	Closing price		Volume	Open Interest	Volume	Open Interest
4,000	-	-	-	-	-	-	-	-	-	-	-	-	-	-	-	-	-	-	-	-	-	-	-	-	-	-	-	-	-	-	-	-	4,000
4,100	-	-	-	-	-	-	-	-	-	-	-	-	-	-	-	-	-	-	-	-	-	-	-	-	-	-	-	-	-	-	-	-	4,100
4,200	-	-	-	-	-	-	-	-	-	-	-	-	-	-	-	-	-	-	-	-	-	-	-	-	-	-	-	-	-	-	-	-	4,200
4,300	-	-	-	-	-	-	-	-	-	-	-	-	-	-	-	-	-	-	-	-	-	-	-	-	-	-	-	-	-	-	-	-	4,300
4,400	-	-	-	-	-	-	-	-	-	-	-	-	-	-	-	-	-	-	-	-	-	-	-	-	-	-	-	-	-	-	-	-	4,400
4,450	-	-	-	-	-	-	-	-	-	-	-	-	-	-	-	-	-	-	-	-	-	-	-	-	-	-	-	-	-	-	-	-	4,450
4,500	-	-	-	-	-	-	-	-	-	-	-	-	-	-	-	-	-	-	-	-	-	-	-	-	-	-	-	-	-	-	-	-	4,500
4,550	-	-	-	-	-	-	-	-	-	-	-	-	-	-	-	-	-	-	-	-	-	-	-	-	-	-	-	-	-	-	-	-	4,550
4,600	0.00	0.00	0.00	-	648.00	-	-	0.00	0.00	0.00	-	665.00	-	-	-	0.00	0.00	0.00	-	6.90	-	-	0.00	0.00	0.00	-	44.25	-	-	-	-	4,600	
4,650	0.00	0.00	0.00	-	601.00	-	-	0.00	0.00	0.00	-	624.00	-	-	-	0.00	0.00	0.00	-	9.70	-	-	0.00	0.00	0.00	-	53.00	-	-	-	-	4,650	
4,700	0.00	0.00	0.00	-	555.00	-	-	0.00	0.00	0.00	-	584.00	-	-	-	0.00	0.00	0.00	-	13.25	-	-	0.00	0.00	0.00	-	62.50	-	-	-	-	4,700	
4,750	0.00	0.00	0.00	-	510.00	-	-	0.00	0.00	0.00	-	545.00	-	-	-	0.00	0.00	0.00	-	18.00	-	-	0.00	0.00	0.00	-	73.50	-	-	-	-	4,750	
4,800	0.00	0.00	0.00	-	466.00	-	-	0.00	0.00	0.00	-	507.00	-	-	-	0.00	0.00	0.00	-	24.00	-	-	0.00	0.00	0.00	-	86.00	-	-	-	-	4,800	
4,850	0.00	0.00	0.00	-	423.00	-	-	0.00	0.00	0.00	-	471.00	-	-	-	0.00	0.00	0.00	-	31.50	-	-	0.00	0.00	0.00	-	100.00	-	-	-	-	4,850	
4,900	0.00	0.00	0.00	-	382.00	-	-	0.00	0.00	0.00	-	436.00	-	-	-	0.00	0.00	0.00	-	40.50	-	8	0.00	0.00	0.00	-	115.00	-	-	-	-	4,900	
4,950	0.00	0.00	0.00	-	343.00	-	-	0.00	0.00	0.00	-	403.00	-	-	-	0.00	0.00	0.00	-	51.50	-	15	0.00	0.00	0.00	-	132.00	-	1	-	-	4,950	
5,000	0.00	0.00	0.00	-	306.00	-	-	0.00	0.00	0.00	-	372.00	-	-	-	0.00	0.00	0.00	-	64.50	-	25	0.00	0.00	0.00	-	150.00	-	-	-	-	5,000	
5,050	0.00	0.00	0.00	-	272.00	-	60	0.00	0.00	0.00	-	342.00	-	33	-	0.00	0.00	0.00	-	80.00	-	118	0.00	0.00	0.00	-	170.00	-	60	-	-	5,050	
5,100	0.00	0.00	0.00	-	239.00	-	31	0.00	0.00	0.00	-	313.00	-	50	-	64.00	0.00	50.00	50.00	50.00	17	66	0.00	0.00	0.00	-	191.00	-	-	-	-	5,100	
5,150	0.00	0.00	0.00	-	209.00	-	90	0.00	0.00	0.00	-	286.00	-	51	-	0.00	0.00	0.00	-	117.00	-	100	0.00	0.00	0.00	-	214.00	-	45	-	-	5,150	
5,200	0.00	0.00	0.00	-	182.00	-	62	0.00	0.00	0.00	-	261.00	-	45	-	0.00	0.00	0.00	-	140.00	-	63	0.00	0.00	0.00	-	239.00	-	90	-	-	5,200	
5,250	0.00	0.00	0.00	-	157.00	-	61	0.00	0.00	0.00	-	237.00	-	32	-	0.00	0.00	0.00	-	165.00	-	136	0.00	0.00	0.00	-	265.00	-	150	-	-	5,250	
5,300	0.00	0.00	0.00	-	134.00	-	60	0.00	0.00	0.00	-	215.00	-	30	-	0.00	0.00	0.00	-	192.00	-	93	0.00	0.00	0.00	-	293.00	-	120	-	-	5,300	
5,350	181.00	191.00	181.00	191.00	191.00	3	90	0.00	0.00	0.00	-	195.00	-	-	-	123.00	191.00	122.00	122.00	122.00	2	120	0.00	0.00	0.00	-	322.00	-	30	-	-	5,350	
5,400	151.00	151.00	150.00	150.00	150.00	2	60	0.00	0.00	0.00	-	176.00	-	-	-	153.00	151.00	153.00	153.00	153.00	30	31	258.00	258.00	258.00	258.00	258.00	30	-	-	-	5,400	
5,450	149.00	149.00	137.00	137.00	137.00	60	12	227.00	227.00	227.00	227.00	227.00	1	-	-	164.00	149.00	164.00	170.00	170.00	121	91	0.00	0.00	0.00	-	385.00	-	-	-	-	5,450	
5,500	100.00	125.00	100.00	125.00	125.00	12	95	0.00	0.00	0.00	-	142.00	-	-	-	0.00	125.00	0.00	-	324.00	-	91	0.00	0.00	0.00	-	419.00	-	-	-	-	5,500	
5,550	0.00	0.00	0.00	-	55.00	-	34	0.00	0.00	0.00	-	127.00	-	-	-	250.00	0.00	250.00	250.00	250.00	1	89	0.00	0.00	0.00	-	454.00	-	-	-	-	5,550	
5,600	0.00	0.00	0.00	-	44.75	-	35	0.00	0.00	0.00	-	113.00	-	-	-	0.00	0.00	0.00	-	403.00	-	2	0.00	0.00	0.00	-	490.00	-	-	-	-	5,600	
5,650	0.00	0.00	0.00	-	36.50	-	1	0.00	0.00	0.00	-	101.00	-	-	-	0.00	0.00	0.00	-	444.00	-	30	0.00	0.00	0.00	-	528.00	-	-	-	-	5,650	
5,700	0.00	0.00	0.00	-	29.25	-	5	0.00	0.00	0.00	-	89.50	-	-	-	0.00	0.00	0.00	-	487.00	-	90	0.00	0.00	0.00	-	566.00	-	-	-	-	5,700	
5,750	0.00	0.00	0.00	-	23.50	-	-	0.00	0.00	0.00	-	79.50	-	-	-	0.00	0.00	0.00	-	531.00	-	30	0.00	0.00	0.00	-	606.00	-	-	-	-	5,750	
5,800	0.00	0.00	0.00	-	18.50	-	81	0.00	0.00	0.00	-	70.00	-	-	-	0.00	0.00	0.00	-	576.00	-	61	0.00	0.00	0.00	-	646.00	-	-	-	-	5,800	
5,850	0.00	0.00	0.00	-	14.50	-	92	0.00	0.00	0.00	-	62.00	-	-	-	0.00	0.00	0.00	-	622.00	-	31	0.00	0.00	0.00	-	688.00	-	-	-	-	5,850	
5,900	20.00	20.00	20.00	20.00	20.00	1	61	0.00	0.00	0.00	-	54.50	-	-	-	0.00	20.00	0.00	-	669.00	-	30	0.00	0.00	0.00	-	730.00	-	-	-	-	5,900	
5,950	0.00	0.00	0.00	-	8.80	-	-	0.00	0.00	0.00	-	47.50	-	-	-	0.00	0.00	0.00	-	716.00	-	-	0.00	0.00	0.00	-	774.00	-	-	-	-	5,950	

FTSE/Athex Large Cap

(Trade Unit: 1 Index Point x 2€ - Exercise Style: European, Cash Settlement)

Call Options															Put Options																			
Exercise Price	April 2026						May 2026						Other Months		April 2026					May 2026					Other Months		Exercise Price							
	Open price	Price max	Price min	Last price	Closing price	Volume	Open Interest	Open price	Price max	Price min	Last price	Closing price	Volume	Open Interest	Volume	Open Interest	Open price	Price max	Price min	Last price	Closing price	Volume	Open Interest	Open price	Price max	Price min		Last price	Closing price	Volume	Open Interest	Volume	Open Interest	
6,000	0.00	0.00	0.00	-	6.80	-	-	0.00	0.00	0.00	-	41.75	-	-			0.00	0.00	0.00	-	764.00	-	-	0.00	0.00	0.00	-	817.00	-	-			6,000	
6,050	0.00	0.00	0.00	-	5.20	-	-	0.00	0.00	0.00	-	36.25	-	-			0.00	0.00	0.00	-	812.00	-	-	0.00	0.00	0.00	-	862.00	-	-			6,050	
6,100	0.00	0.00	0.00	-	3.90	-	-	0.00	0.00	0.00	-	31.50	-	-			0.00	0.00	0.00	-	861.00	-	-	0.00	0.00	0.00	-	907.00	-	-			6,100	
6,150	0.00	0.00	0.00	-	3.00	-	-	0.00	0.00	0.00	-	27.50	-	-			0.00	0.00	0.00	-	910.00	-	-	0.00	0.00	0.00	-	953.00	-	-			6,150	
6,200	0.00	0.00	0.00	-	2.20	-	-	0.00	0.00	0.00	-	23.75	-	-			0.00	0.00	0.00	-	959.00	-	-	0.00	0.00	0.00	-	999.00	-	-			6,200	
6,250	0.00	0.00	0.00	-	1.70	-	-	0.00	0.00	0.00	-	20.50	-	-			0.00	0.00	0.00	-	1,009.00	-	-	0.00	0.00	0.00	-	1,046.00	-	-			6,250	
6,300	0.00	0.00	0.00	-	1.20	-	-	0.00	0.00	0.00	-	17.75	-	-			0.00	0.00	0.00	-	1,058.00	-	-	0.00	0.00	0.00	-	1,093.00	-	-			6,300	
6,350	0.00	0.00	0.00	-	0.90	-	-	0.00	0.00	0.00	-	15.25	-	-			0.00	0.00	0.00	-	1,108.00	-	-	0.00	0.00	0.00	-	1,140.00	-	-			6,350	
6,400	0.00	0.00	0.00	-	0.65	-	-	-	-	-	-	-	-	-			0.00	0.00	0.00	-	1,158.00	-	-	-	-	-	-	-	-	-			6,400	
6,450	0.00	0.00	0.00	-	0.47	-	-	-	-	-	-	-	-	-			0.00	0.00	0.00	-	1,207.00	-	-	-	-	-	-	-	-	-			6,450	
6,500	0.00	0.00	0.00	-	0.34	-	-	-	-	-	-	-	-	-			0.00	0.00	0.00	-	1,257.00	-	-	-	-	-	-	-	-	-			6,500	
6,550	0.00	0.00	0.00	-	0.24	-	-	-	-	-	-	-	-	-			0.00	0.00	0.00	-	1,307.00	-	-	-	-	-	-	-	-	-			6,550	
6,600	0.00	0.00	0.00	-	0.17	-	-	-	-	-	-	-	-	-			0.00	0.00	0.00	-	1,357.00	-	-	-	-	-	-	-	-	-			6,600	
6,650	0.00	0.00	0.00	-	0.12	-	-	-	-	-	-	-	-	-			0.00	0.00	0.00	-	1,407.00	-	-	-	-	-	-	-	-	-			6,650	
Totals:						78	930						1	241	0	0					171	1,320					30	496	0	0				
Number of Trades:							12						1		0							26					1			0				

Allwyn AG (CR)

(Contract Size: 100 Securities, Exercise Style: American, Physical Delivery)

Call Options																Put Options																	
April 2026								May 2026								Other Months		April 2026						May 2026					Other Months		Exercise Price		
Exerise Price	Open price	Price max	Price min	Last price	Closing price	Volume	Open Interest	Open price	Price max	Price min	Last price	Closing price	Volume	Open Interest	Volume	Open Interest	Open price	Price max	Price min	Last price	Closing price	Volume	Open Interest	Open price	Price max	Price min	Last price	Closing price	Volume	Open Interest		Volume	Open Interest
9.000	0.000	0.000	0.000		4.10	-	-	0.000	0.000	0.000		4.11	-	-			0.000	0.000	0.000		0.001	-	-	0.000	0.000	0.000		0.001	-	-			0.090
9.250	0.000	0.000	0.000		3.85	-	-	0.000	0.000	0.000		3.87	-	-			0.000	0.000	0.000		0.001	-	-	0.000	0.000	0.000		0.002	-	-			0.093
9.500	0.000	0.000	0.000		3.60	-	-	0.000	0.000	0.000		3.62	-	-			0.000	0.000	0.000		0.001	-	-	0.000	0.000	0.000		0.004	-	-			0.095
9.750	0.000	0.000	0.000		3.35	-	-	0.000	0.000	0.000		3.37	-	-			0.000	0.000	0.000		0.001	-	-	0.000	0.000	0.000		0.007	-	-			0.098
10.000	0.000	0.000	0.000		3.10	-	-	0.000	0.000	0.000		3.13	-	-			0.000	0.000	0.000		0.001	-	-	0.000	0.000	0.000		0.012	-	-			0.100
10.500	0.000	0.000	0.000		2.60	-	-	0.000	0.000	0.000		2.65	-	-			0.000	0.000	0.000		0.001	-	-	0.000	0.000	0.000		0.032	-	-			0.105
11.000	0.000	0.000	0.000		2.10	-	-	0.000	0.000	0.000		2.19	-	-			0.000	0.000	0.000		0.002	-	-	0.000	0.000	0.000		0.072	-	-			0.110
11.500	0.000	0.000	0.000		1.61	-	-	0.000	0.000	0.000		1.76	-	-			0.000	0.000	0.000		0.010	-	-	0.000	0.000	0.000		0.144	-	-			0.115
12.000	0.000	0.000	0.000		1.15	-	-	0.000	0.000	0.000		1.38	-	-			0.000	0.000	0.000		0.044	-	-	0.000	0.000	0.000		0.257	-	-			0.120
12.500	0.000	0.000	0.000		0.736	-	-	0.000	0.000	0.000		1.04	-	-			0.000	0.000	0.000		0.134	-	-	0.000	0.000	0.000		0.421	-	-			0.125
13.000	0.000	0.000	0.000		0.418	-	-	0.000	0.000	0.000		0.762	-	-			0.000	0.000	0.000		0.316	-	-	0.000	0.000	0.000		0.642	-	-			0.130
13.500	0.000	0.000	0.000		0.206	-	-	0.000	0.000	0.000		0.540	-	-			0.000	0.000	0.000		0.605	-	15	0.000	0.000	0.000		0.920	-	-			0.135
14.000	0.000	0.000	0.000		0.087	-	-	0.251	0.251	0.251	0.251	0.251	15	-			0.000	0.000	0.000		0.987	-	45	0.000	0.000	0.000		1.25	-	-			0.140
14.500	0.000	0.000	0.000		0.031	-	-	0.000	0.000	0.000		0.247	-	-			0.000	0.000	0.000		1.43	-	70	0.000	0.000	0.000		1.63	-	-			0.145
15.000	0.000	0.000	0.000		0.009	-	15	0.000	0.000	0.000		0.160	-	30			0.000	0.000	0.000		1.91	-	90	0.000	0.000	0.000		2.04	-	-			0.150
15.500	0.000	0.000	0.000		0.003	-	90	0.000	0.000	0.000		0.100	-	-			0.000	0.000	0.000		2.41	-	5	0.000	0.000	0.000		2.48	-	-			0.155
16.000	0.000	0.000	0.000		0.001	-	-	0.000	0.000	0.000		0.060	-	-			0.000	0.000	0.000		2.91	-	-	0.000	0.000	0.000		2.95	-	-			0.160
16.500	0.000	0.000	0.000		0.002	-	-	0.000	0.000	0.000		0.034	-	-			0.000	0.000	0.000		3.41	-	-	0.000	0.000	0.000		3.42	-	-			0.165
17.000	0.000	0.000	0.000		0.001	-	-	0.000	0.000	0.000		0.020	-	-			0.000	0.000	0.000		3.91	-	-	0.000	0.000	0.000		3.91	-	-			0.170
17.500	0.000	0.000	0.000		0.001	-	-	0.000	0.000	0.000		0.011	-	-			0.000	0.000	0.000		4.41	-	-	0.000	0.000	0.000		4.41	-	-			0.175
18.000	0.000	0.000	0.000		0.002	-	-	0.000	0.000	0.000		0.006	-	-			0.000	0.000	0.000		4.91	-	-	0.000	0.000	0.000		4.91	-	-			0.180
18.500	0.000	0.000	0.000		0.001	-	-	0.000	0.000	0.000		0.003	-	-			0.000	0.000	0.000		5.41	-	-	0.000	0.000	0.000		5.41	-	-			0.185
19.000	0.000	0.000	0.000		0.001	-	-	0.000	0.000	0.000		0.002	-	-			0.000	0.000	0.000		5.91	-	50	0.000	0.000	0.000		5.91	-	-			0.190
19.500	0.000	0.000	0.000		0.001	-	-	0.000	0.000	0.000		0.001	-	-			0.000	0.000	0.000		6.41	-	50	0.000	0.000	0.000		6.41	-	-			0.195
20.000	0.000	0.000	0.000		0.001	-	-	0.000	0.000	0.000		0.001	-	-			0.000	0.000	0.000		6.91	-	-	0.000	0.000	0.000		6.91	-	-			0.200
21.000	0.000	0.000	0.000		0.001	-	-	0.000	0.000	0.000		0.001	-	-			0.000	0.000	0.000		7.91	-	-	0.000	0.000	0.000		7.91	-	-			0.210
22.000	0.000	0.000	0.000		0.001	-	-	0.000	0.000	0.000		0.001	-	-			0.000	0.000	0.000		8.91	-	-	0.000	0.000	0.000		8.91	-	-			0.220
23.000	0.000	0.000	0.000		0.001	-	-	0.000	0.000	0.000		0.001	-	-			0.000	0.000	0.000		9.91	-	-	0.000	0.000	0.000		9.91	-	-			0.230
24.000	0.000	0.000	0.000		0.001	-	-						-	-			0.000	0.000	0.000		10.91	-	-				-	-			0.240		
25.000	0.000	0.000	0.000		0.001	-	-						-	-			0.000	0.000	0.000		11.91	-	-				-	-			0.250		
26.000	0.000	0.000	0.000		0.001	-	-						-	-			0.000	0.000	0.000		12.91	-	-				-	-			0.260		
27.000						-	-						-	-								-	-				-	-			0.270		
28.000						-	-						-	-								-	-				-	-			0.280		
29.000						-	-						-	-								-	-				-	-			0.290		
30.000						-	-						-	-								-	-				-	-			0.300		

Allwyn AG (CR)

(Contract Size: 100 Securities, Exercise Style: American, Physical Delivery)

		Call Options														Put Options																	
		April 2026						May 2026						Other Months		April 2026						May 2026				Other Months							
Exercise Price	Open price	Price max	Price min	Last price	Closing price	Volume	Open Interest	Open price	Price max	Price min	Last price	Closing price	Volume	Open Interest	Volume	Open Interest	Open price	Price max	Price min	Last price	Closing price	Volume	Open Interest	Open price	Price max	Price min	Last price	Closing price	Volume	Open Interest	Volume	Open Interest	Exercise Price
Totals:						0	105						15	30	0	0						0	325						0	25	0	0	
Number of Trades:						0							1		0							0.00						0		0			

ALPHA BANK (CR)

(Contract Size: 100 Securities, Exercise Style: American, Physical Delivery)

Call Options																Put Options																		
Exercise Price	April 2026						May 2026						Other Months		April 2026						May 2026						Other Months		Exercise Price					
	Open price	Price max	Price min	Last price	Closing price	Volume	Open Interest	Open price	Price max	Price min	Last price	Closing price	Volume	Open Interest	Volume	Open Interest	Open price	Price max	Price min	Last price	Closing price	Volume	Open Interest	Open price	Price max	Price min	Last price	Closing price		Volume	Open Interest	Volume	Open Interest	
2.000	0.000	0.000	0.000		1.17	-	-	0.000	0.000	0.000		1.18	-	-			0.000	0.000	0.000		0.001	-	-	0.000	0.000	0.000		0.001	-	-			0.020	
2.100	0.000	0.000	0.000		1.07	-	-	0.000	0.000	0.000		1.08	-	-			0.000	0.000	0.000		0.001	-	-	0.000	0.000	0.000		0.001	-	-			0.021	
2.200	0.000	0.000	0.000		0.972	-	-	0.000	0.000	0.000		0.979	-	-			0.000	0.000	0.000		0.001	-	-	0.000	0.000	0.000		0.003	-	-			0.022	
2.300	0.000	0.000	0.000		0.872	-	-	0.000	0.000	0.000		0.882	-	-			0.000	0.000	0.000		0.001	-	-	0.000	0.000	0.000		0.006	-	-			0.023	
2.400	0.000	0.000	0.000		0.773	-	-	0.000	0.000	0.000		0.788	-	-			0.000	0.000	0.000		0.003	-	-	0.000	0.000	0.000		0.012	-	-			0.024	
2.500	0.000	0.000	0.000		0.674	-	-	0.000	0.000	0.000		0.696	-	-			0.000	0.000	0.000		0.001	-	-	0.000	0.000	0.000		0.020	-	-			0.025	
2.600	0.000	0.000	0.000		0.576	-	-	0.000	0.000	0.000		0.608	-	-			0.000	0.000	0.000		0.004	-	-	0.000	0.000	0.000		0.032	-	-			0.026	
2.700	0.000	0.000	0.000		0.482	-	-	0.000	0.000	0.000		0.526	-	-			0.000	0.000	0.000		0.009	-	-	0.000	0.000	0.000		0.050	-	-			0.027	
2.800	0.000	0.000	0.000		0.392	-	-	0.000	0.000	0.000		0.450	-	-			0.000	0.000	0.000		0.019	-	-	0.000	0.000	0.000		0.074	-	-			0.028	
2.900	0.000	0.000	0.000		0.309	-	-	0.000	0.000	0.000		0.380	-	-			0.000	0.000	0.000		0.036	-	-	0.000	0.000	0.000		0.103	-	-			0.029	
3.000	0.000	0.000	0.000		0.236	-	-	0.000	0.000	0.000		0.317	-	-			0.000	0.000	0.000		0.064	-	10	0.000	0.000	0.000		0.139	-	-			0.030	
3.100	0.000	0.000	0.000		0.174	-	-	0.000	0.000	0.000		0.262	-	4			0.000	0.000	0.000		0.102	-	-	0.000	0.000	0.000		0.185	-	-			0.031	
3.200	0.194	0.194	0.194	0.194	0.194	15	35	0.000	0.000	0.000		0.213	-	-			0.114	0.114	0.114	0.114	0.114	14	-	0.000	0.000	0.000		0.236	-	-			0.032	
3.300	0.000	0.000	0.000		0.085	-	-	0.000	0.000	0.000		0.172	-	30			0.000	0.000	0.000		0.212	-	-	0.000	0.000	0.000		0.294	-	-			0.033	
3.400	0.000	0.000	0.000		0.056	-	-	0.000	0.000	0.000		0.138	-	-			0.000	0.000	0.000		0.283	-	-	0.000	0.000	0.000		0.360	-	-			0.034	
3.500	0.000	0.000	0.000		0.035	-	-	0.000	0.000	0.000		0.107	-	-			0.000	0.000	0.000		0.363	-	-	0.000	0.000	0.000		0.429	-	-			0.035	
3.600	0.000	0.000	0.000		0.021	-	-	0.000	0.000	0.000		0.085	-	-			0.000	0.000	0.000		0.449	-	-	0.000	0.000	0.000		0.507	-	-			0.036	
3.700	0.000	0.000	0.000		0.012	-	5	0.000	0.000	0.000		0.064	-	-			0.000	0.000	0.000		0.540	-	-	0.000	0.000	0.000		0.587	-	-			0.037	
3.800	0.000	0.000	0.000		0.007	-	-	0.000	0.000	0.000		0.050	-	-			0.000	0.000	0.000		0.635	-	-	0.000	0.000	0.000		0.673	-	-			0.038	
3.900	0.000	0.000	0.000		0.004	-	-	0.000	0.000	0.000		0.037	-	-			0.000	0.000	0.000		0.732	-	-	0.000	0.000	0.000		0.760	-	-			0.039	
4.000	0.000	0.000	0.000		0.002	-	-	0.000	0.000	0.000		0.028	-	-			0.000	0.000	0.000		0.831	-	-	0.000	0.000	0.000		0.852	-	-			0.040	
4.250	0.000	0.000	0.000		0.001	-	-	0.000	0.000	0.000		0.013	-	-			0.000	0.000	0.000		1.08	-	-	0.000	0.000	0.000		1.09	-	-			0.043	
4.400						-	-						-	-							-	-					-	-						0.044
4.500	0.000	0.000	0.000		0.001	-	-	0.000	0.000	0.000		0.006	-	-			0.000	0.000	0.000		1.33	-	-	0.000	0.000	0.000		1.33	-	-			0.045	
4.750	0.000	0.000	0.000		0.003	-	-	0.000	0.000	0.000		0.002	-	-			0.000	0.000	0.000		1.58	-	-	0.000	0.000	0.000		1.58	-	-			0.048	
4.800						-	-						-	-							-	-					-	-						0.048
5.000	0.000	0.000	0.000		0.001	-	-	0.000	0.000	0.000		0.001	-	-			0.000	0.000	0.000		1.83	-	-	0.000	0.000	0.000		1.83	-	-			0.050	
5.250	0.000	0.000	0.000		0.001	-	-	0.000	0.000	0.000		0.002	-	-			0.000	0.000	0.000		2.08	-	-	0.000	0.000	0.000		2.08	-	-			0.053	
5.500	0.000	0.000	0.000		0.001	-	-	0.000	0.000	0.000		0.001	-	-			0.000	0.000	0.000		2.33	-	-	0.000	0.000	0.000		2.33	-	-			0.055	
5.750	0.000	0.000	0.000		0.001	-	-	0.000	0.000	0.000		0.001	-	-			0.000	0.000	0.000		2.58	-	-	0.000	0.000	0.000		2.58	-	-			0.058	
6.000	0.000	0.000	0.000		0.001	-	-						-	-			0.000	0.000	0.000		2.83	-	-				-	-					0.060	
6.250	0.000	0.000	0.000		0.001	-	-						-	-			0.000	0.000	0.000		3.08	-	-				-	-					0.063	
6.500	0.000	0.000	0.000		0.001	-	-						-	-			0.000	0.000	0.000		3.33	-	-				-	-					0.065	
6.750	0.000	0.000	0.000		0.001	-	-						-	-			0.000	0.000	0.000		3.58	-	-				-	-					0.068	
7.000	0.000	0.000	0.000		0.001	-	-						-	-			0.000	0.000	0.000		3.83	-	-				-	-					0.070	

ALPHA BANK (CR)

(Contract Size: 100 Securities, Exercise Style: American, Physical Delivery)

		Call Options														Put Options																			
		April 2026						May 2026						Other Months		April 2026					May 2026					Other Months									
Exercise Price	Open price	Price max	Price min	Last price	Closing price	Volume	Open Interest	Open price	Price max	Price min	Last price	Closing price	Volume	Open Interest	Volume	Open Interest	Open price	Price max	Price min	Last price	Closing price	Volume	Open Interest	Open price	Price max	Price min	Last price	Closing price	Volume	Open Interest	Volume	Open Interest	Exercise Price		
Totals:						15	40						0	34	0	0						15	10						0	0	0	0			
Number of Trades:							1						0			0						1.00						0			0				

NATIONAL BANK (CR)

(Contract Size: 100 Securities, Exercise Style: American, Physical Delivery)

Call Options																	Put Options																
April 2026							May 2026							Other Months		April 2026					May 2026					Other Months		Exerise Price					
Exerise Price	Open price	Price max	Price min	Last price	Closing price	Volume	Open Interest	Open price	Price max	Price min	Last price	Closing price	Volume	Open Interest	Volume	Open Interest	Open price	Price max	Price min	Last price	Closing price	Volume	Open Interest	Open price	Price max	Price min	Last price		Closing price	Volume	Open Interest	Volume	Open Interest
8.250						-	-							-	-								-	-									0.083
8.400						-	-							-	-								-	-									0.084
8.500						-	-							-	-								-	-									0.085
8.750	0.000	0.000	0.000		4.50	-	-	0.000	0.000	0.000		4.51	-	-			0.000	0.000	0.000		0.001	-	-	0.000	0.000	0.000		0.003	-	-		0.088	
8.800						-	-							-	-								-	-									0.088
9.000	0.000	0.000	0.000		4.25	-	-	0.000	0.000	0.000		4.27	-	-			0.000	0.000	0.000		0.001	-	-	0.000	0.000	0.000		0.005	-	-		0.090	
9.200						-	-							-	-								-	-									0.092
9.250	0.000	0.000	0.000		4.00	-	-	0.000	0.000	0.000		4.02	-	-			0.000	0.000	0.000		0.001	-	-	0.000	0.000	0.000		0.009	-	-		0.093	
9.500	0.000	0.000	0.000		3.75	-	-	0.000	0.000	0.000		3.78	-	-			0.000	0.000	0.000		0.001	-	-	0.000	0.000	0.000		0.014	-	-		0.095	
9.600						-	-							-	-								-	-									0.096
9.750	0.000	0.000	0.000		3.50	-	-	0.000	0.000	0.000		3.54	-	-			0.000	0.000	0.000		0.003	-	-	0.000	0.000	0.000		0.022	-	-		0.098	
10.000	0.000	0.000	0.000		3.25	-	-	0.000	0.000	0.000		3.30	-	-			0.000	0.000	0.000		0.001	-	-	0.000	0.000	0.000		0.031	-	-		0.100	
10.500	0.000	0.000	0.000		2.75	-	-	0.000	0.000	0.000		2.83	-	-			0.000	0.000	0.000		0.004	-	-	0.000	0.000	0.000		0.066	-	-		0.105	
11.000	0.000	0.000	0.000		2.27	-	-	0.000	0.000	0.000		2.39	-	-			0.000	0.000	0.000		0.016	-	-	0.000	0.000	0.000		0.123	-	-		0.110	
11.500	0.000	0.000	0.000		1.80	-	-	0.000	0.000	0.000		1.98	-	-			0.000	0.000	0.000		0.046	-	-	0.000	0.000	0.000		0.212	-	-		0.115	
12.000	0.000	0.000	0.000		1.36	-	-	0.000	0.000	0.000		1.61	-	-			0.000	0.000	0.000		0.114	-	15	0.000	0.000	0.000		0.342	-	-		0.120	
12.500	0.000	0.000	0.000		0.980	-	-	0.000	0.000	0.000		1.29	-	-			0.000	0.000	0.000		0.229	-	10	0.000	0.000	0.000		0.516	-	-		0.125	
13.000	0.000	0.000	0.000		0.671	-	-	0.000	0.000	0.000		1.01	-	-			0.000	0.000	0.000		0.420	-	-	0.000	0.000	0.000		0.736	-	-		0.130	
13.500	0.000	0.000	0.000		0.431	-	30	0.000	0.000	0.000		0.772	-	60			0.000	0.000	0.000		0.679	-	-	0.000	0.000	0.000		1.00	-	-		0.135	
14.000	0.000	0.000	0.000		0.257	-	-	0.000	0.000	0.000		0.578	-	-			0.000	0.000	0.000		1.01	-	-	0.000	0.000	0.000		1.31	-	-		0.140	
14.500	0.000	0.000	0.000		0.146	-	-	0.000	0.000	0.000		0.422	-	-			0.000	0.000	0.000		1.40	-	-	0.000	0.000	0.000		1.65	-	-		0.145	
15.000	0.000	0.000	0.000		0.079	-	-	0.000	0.000	0.000		0.310	-	-			0.000	0.000	0.000		1.83	-	-	0.000	0.000	0.000		2.04	-	-		0.150	
15.500	0.000	0.000	0.000		0.040	-	-	0.000	0.000	0.000		0.220	-	-			0.000	0.000	0.000		2.29	-	-	0.000	0.000	0.000		2.45	-	-		0.155	
16.000	0.000	0.000	0.000		0.019	-	-	0.000	0.000	0.000		0.151	-	-			0.000	0.000	0.000		2.77	-	-	0.000	0.000	0.000		2.88	-	-		0.160	
16.500	0.000	0.000	0.000		0.008	-	-	0.000	0.000	0.000		0.106	-	-			0.000	0.000	0.000		3.26	-	-	0.000	0.000	0.000		3.34	-	-		0.165	
17.000	0.000	0.000	0.000		0.003	-	-	0.000	0.000	0.000		0.072	-	-			0.000	0.000	0.000		3.76	-	-	0.000	0.000	0.000		3.81	-	-		0.170	
17.500	0.000	0.000	0.000		0.001	-	-	0.000	0.000	0.000		0.046	-	-			0.000	0.000	0.000		4.26	-	-	0.000	0.000	0.000		4.28	-	-		0.175	
18.000	0.000	0.000	0.000		0.001	-	-	0.000	0.000	0.000		0.032	-	-			0.000	0.000	0.000		4.76	-	-	0.000	0.000	0.000		4.77	-	-		0.180	
18.500	0.000	0.000	0.000		0.001	-	-	0.000	0.000	0.000		0.020	-	-			0.000	0.000	0.000		5.26	-	-	0.000	0.000	0.000		5.26	-	-		0.185	
19.000	0.000	0.000	0.000		0.001	-	-	0.000	0.000	0.000		0.013	-	-			0.000	0.000	0.000		5.76	-	-	0.000	0.000	0.000		5.76	-	-		0.190	
19.500	0.000	0.000	0.000		0.001	-	-	0.000	0.000	0.000		0.008	-	-			0.000	0.000	0.000		6.26	-	-	0.000	0.000	0.000		6.26	-	-		0.195	
20.000	0.000	0.000	0.000		0.001	-	-							-	-						6.76	-	-									0.200	
21.000	0.000	0.000	0.000		0.001	-	-							-	-						7.76	-	-									0.210	
22.000	0.000	0.000	0.000		0.001	-	-							-	-						8.76	-	-									0.220	
Totals:						0	30							0	60	0	0						0	25						0	0	40	309
Number of Trades:						0							0						0.00						0						1		

OTE (CR)

(Contract Size: 100 Securities, Exercise Style: American, Physical Delivery)

Call Options																Put Options																	
April 2026								May 2026								Other Months		April 2026						May 2026					Other Months		Exercise Price		
Exerise Price	Open price	Price max	Price min	Last price	Closing price	Volume	Open Interest	Open price	Price max	Price min	Last price	Closing price	Volume	Open Interest	Volume	Open Interest	Open price	Price max	Price min	Last price	Closing price	Volume	Open Interest	Open price	Price max	Price min	Last price	Closing price	Volume	Open Interest		Volume	Open Interest
10.000						-	-							-	-																		0.100
10.500						-	-							-	-																		0.105
11.000	0.000	0.000	0.000		5.33	-	-	0.000	0.000	0.000		5.35	-	-			0.000	0.000	0.000		0.001	-	-	0.000	0.000	0.000		0.001	-	-		0.110	
11.500	0.000	0.000	0.000		4.83	-	-	0.000	0.000	0.000		4.85	-	-			0.000	0.000	0.000		0.001	-	-	0.000	0.000	0.000		0.001	-	-		0.115	
12.000	0.000	0.000	0.000		4.33	-	-	0.000	0.000	0.000		4.35	-	-			0.000	0.000	0.000		0.001	-	-	0.000	0.000	0.000		0.001	-	-		0.120	
12.500	0.000	0.000	0.000		3.83	-	-	0.000	0.000	0.000		3.85	-	-			0.000	0.000	0.000		0.001	-	-	0.000	0.000	0.000		0.002	-	-		0.125	
13.000	0.000	0.000	0.000		3.33	-	-	0.000	0.000	0.000		3.36	-	-			0.000	0.000	0.000		0.001	-	-	0.000	0.000	0.000		0.006	-	-		0.130	
13.500	0.000	0.000	0.000		2.83	-	-	0.000	0.000	0.000		2.87	-	-			0.000	0.000	0.000		0.001	-	-	0.000	0.000	0.000		0.017	-	-		0.135	
14.000	0.000	0.000	0.000		2.34	-	-	0.000	0.000	0.000		2.40	-	-			0.000	0.000	0.000		0.003	-	-	0.000	0.000	0.000		0.042	-	-		0.140	
14.500	0.000	0.000	0.000		1.85	-	-	0.000	0.000	0.000		1.94	-	-			0.000	0.000	0.000		0.015	-	-	0.000	0.000	0.000		0.089	-	-		0.145	
15.000	0.000	0.000	0.000		1.38	-	-	0.000	0.000	0.000		1.53	-	-			0.000	0.000	0.000		0.050	-	-	0.000	0.000	0.000		0.173	-	-		0.150	
15.500	0.000	0.000	0.000		0.965	-	-	0.000	0.000	0.000		1.16	-	-			0.000	0.000	0.000		0.131	-	-	0.000	0.000	0.000		0.306	-	-		0.155	
16.000	0.000	0.000	0.000		0.616	-	-	0.000	0.000	0.000		0.852	-	-			0.000	0.000	0.000		0.281	-	61	0.247	0.299	0.247	0.299	0.299	30	0		0.160	
16.500	0.000	0.000	0.000		0.360	-	-	0.000	0.000	0.000		0.600	-	-			0.000	0.000	0.000		0.526	-	45	0.000	0.000	0.000		0.742	-	-		0.165	
17.000	0.000	0.000	0.000		0.187	-	16	0.000	0.000	0.000		0.406	-	-			0.000	0.000	0.000		0.854	-	-	0.000	0.000	0.000		1.05	-	-		0.170	
17.500	0.000	0.000	0.000		0.088	-	15	0.000	0.000	0.000		0.263	-	-			0.000	0.000	0.000		1.26	-	-	0.000	0.000	0.000		1.41	-	-		0.175	
18.000	0.000	0.000	0.000		0.036	-	-	0.000	0.000	0.000		0.164	-	-			0.000	0.000	0.000		1.71	-	-	0.000	0.000	0.000		1.81	-	-		0.180	
18.500	0.000	0.000	0.000		0.014	-	-	0.000	0.000	0.000		0.098	-	-			0.000	0.000	0.000		2.19	-	-	0.000	0.000	0.000		2.25	-	-		0.185	
19.000	0.000	0.000	0.000		0.004	-	-	0.000	0.000	0.000		0.056	-	-			0.000	0.000	0.000		2.68	-	-	0.000	0.000	0.000		2.71	-	-		0.190	
19.500	0.000	0.000	0.000		0.001	-	-	0.000	0.000	0.000		0.030	-	-			0.000	0.000	0.000		3.18	-	-	0.000	0.000	0.000		3.19	-	-		0.195	
20.000	0.000	0.000	0.000		0.001	-	-	0.000	0.000	0.000		0.016	-	-			0.000	0.000	0.000		3.68	-	-	0.000	0.000	0.000		3.68	-	-		0.200	
21.000	0.000	0.000	0.000		0.001	-	-	0.000	0.000	0.000		0.004	-	-			0.000	0.000	0.000		4.68	-	-	0.000	0.000	0.000		4.68	-	-		0.210	
22.000	0.000	0.000	0.000		0.001	-	-	0.000	0.000	0.000		0.001	-	-			0.000	0.000	0.000		5.68	-	-	0.000	0.000	0.000		5.68	-	-		0.220	
23.000	0.000	0.000	0.000		0.001	-	-	0.000	0.000	0.000		0.001	-	-			0.000	0.000	0.000		6.68	-	-	0.000	0.000	0.000		6.68	-	-		0.230	
24.000	0.000	0.000	0.000		0.001	-	-	0.000	0.000	0.000		0.001	-	-			0.000	0.000	0.000		7.68	-	-	0.000	0.000	0.000		7.68	-	-		0.240	
25.000	0.000	0.000	0.000		0.001	-	-	0.000	0.000	0.000		0.001	-	-			0.000	0.000	0.000		8.68	-	-	0.000	0.000	0.000		8.68	-	-		0.250	
26.000	0.000	0.000	0.000		0.001	-	-	0.000	0.000	0.000		0.001	-	-			0.000	0.000	0.000		9.68	-	-	0.000	0.000	0.000		9.68	-	-		0.260	
Totals:						0	31						0	0	0	0						0	106						30	0	0	0	
Number of Trades:							0						0		0							0.00							2		0		

PIRAEUS BANK (CR)

(Contract Size: 100 Securities, Exercise Style: American, Physical Delivery)

Call Options														Put Options																		
April 2026							May 2026							Other Months		April 2026							May 2026							Other Months		Exercise Price
Open price	Price max	Price min	Last price	Closing price	Volume	Open Interest	Open price	Price max	Price min	Last price	Closing price	Volume	Open Interest	Volume	Open Interest	Open price	Price max	Price min	Last price	Closing price	Volume	Open Interest	Open price	Price max	Price min	Last price	Closing price	Volume	Open Interest	Volume	Open Interest	
4.250	0.000	0.000	0.000	2.74	-	-	0.000	0.000	0.000	2.75	-	-				0.000	0.000	0.000	0.001	-	-	0.000	0.000	0.000	0.001	-	-				0.043	
4.500	0.000	0.000	0.000	2.49	-	-	0.000	0.000	0.000	2.50	-	-				0.000	0.000	0.000	0.001	-	-	0.000	0.000	0.000	0.001	-	-				0.045	
4.750	0.000	0.000	0.000	2.24	-	-	0.000	0.000	0.000	2.25	-	-				0.000	0.000	0.000	0.002	-	-	0.000	0.000	0.000	0.003	-	-				0.048	
5.000	0.000	0.000	0.000	1.99	-	-	0.000	0.000	0.000	2.01	-	-				0.000	0.000	0.000	0.001	-	-	0.000	0.000	0.000	0.007	-	-				0.050	
5.250	0.000	0.000	0.000	1.75	-	-	0.000	0.000	0.000	1.77	-	-				0.000	0.000	0.000	0.001	-	-	0.000	0.000	0.000	0.016	-	-				0.053	
5.500	0.000	0.000	0.000	1.50	-	-	0.000	0.000	0.000	1.54	-	-				0.000	0.000	0.000	0.002	-	-	0.000	0.000	0.000	0.032	-	-				0.055	
5.750	0.000	0.000	0.000	1.25	-	-	0.000	0.000	0.000	1.31	-	-				0.000	0.000	0.000	0.008	-	-	0.000	0.000	0.000	0.058	-	-				0.058	
6.000	0.000	0.000	0.000	1.02	-	-	0.000	0.000	0.000	1.10	-	-				0.000	0.000	0.000	0.021	-	-	0.000	0.000	0.000	0.100	-	-				0.060	
6.250	0.000	0.000	0.000	0.796	-	-	0.000	0.000	0.000	0.914	-	-				0.000	0.000	0.000	0.050	-	20	0.000	0.000	0.000	0.159	-	-				0.063	
6.500	0.000	0.000	0.000	0.598	-	-	0.000	0.000	0.000	0.743	-	-				0.000	0.000	0.000	0.102	-	-	0.000	0.000	0.000	0.237	-	-				0.065	
6.750	0.000	0.000	0.000	0.427	-	-	0.000	0.000	0.000	0.592	-	-				0.000	0.000	0.000	0.181	-	-	0.000	0.000	0.000	0.336	-	-				0.068	
7.000	0.000	0.000	0.000	0.290	-	-	0.000	0.000	0.000	0.461	-	-				0.000	0.000	0.000	0.294	-	30	0.000	0.000	0.000	0.455	-	-				0.070	
7.250	0.000	0.000	0.000	0.189	-	20	0.000	0.000	0.000	0.357	-	-				0.000	0.000	0.000	0.443	-	-	0.000	0.000	0.000	0.601	-	-				0.073	
7.500	0.000	0.000	0.000	0.116	-	1,200	0.000	0.000	0.000	0.272	-	50				0.000	0.000	0.000	0.620	-	-	0.000	0.000	0.000	0.765	-	-				0.075	
7.750	0.000	0.000	0.000	0.068	-	1,200	0.000	0.000	0.000	0.201	-	-				0.000	0.000	0.000	0.822	-	-	0.000	0.000	0.000	0.945	-	-				0.078	
8.000	0.000	0.000	0.000	0.038	-	-	0.000	0.000	0.000	0.146	-	-				0.000	0.000	0.000	1.04	-	-	0.000	0.000	0.000	1.14	-	-				0.080	
8.250	0.000	0.000	0.000	0.020	-	-	0.000	0.000	0.000	0.107	-	-				0.000	0.000	0.000	1.28	-	-	0.000	0.000	0.000	1.35	-	-				0.083	
8.500	0.000	0.000	0.000	0.010	-	-	0.000	0.000	0.000	0.075	-	-				0.000	0.000	0.000	1.52	-	-	0.000	0.000	0.000	1.57	-	-				0.085	
8.750	0.000	0.000	0.000	0.005	-	-	0.000	0.000	0.000	0.053	-	-				0.000	0.000	0.000	1.76	-	-	0.000	0.000	0.000	1.80	-	-				0.088	
9.000	0.000	0.000	0.000	0.002	-	-	0.000	0.000	0.000	0.037	-	-				0.000	0.000	0.000	2.01	-	-	0.000	0.000	0.000	2.03	-	-				0.090	
9.250	0.000	0.000	0.000	0.001	-	-	0.000	0.000	0.000	0.024	-	-				0.000	0.000	0.000	2.26	-	-	0.000	0.000	0.000	2.27	-	-				0.093	
9.500	0.000	0.000	0.000	0.001	-	-	0.000	0.000	0.000	0.017	-	-				0.000	0.000	0.000	2.51	-	-	0.000	0.000	0.000	2.52	-	-				0.095	
9.750	0.000	0.000	0.000	0.001	-	-	0.000	0.000	0.000	0.011	-	-				0.000	0.000	0.000	2.76	-	-	0.000	0.000	0.000	2.76	-	-				0.098	
10.000	0.000	0.000	0.000	0.001	-	-	0.000	0.000	0.000	0.007	-	-				0.000	0.000	0.000	3.01	-	-	0.000	0.000	0.000	3.01	-	-				0.100	
10.500	0.000	0.000	0.000	0.001	-	-	0.000	0.000	0.000	0.003	-	-				0.000	0.000	0.000	3.51	-	-	0.000	0.000	0.000	3.51	-	-				0.105	
11.000	0.000	0.000	0.000	0.001	-	-	0.000	0.000	0.000	0.001	-	-				0.000	0.000	0.000	4.01	-	-	0.000	0.000	0.000	4.01	-	-				0.110	
11.500	0.000	0.000	0.000	0.001	-	-					-	-				0.000	0.000	0.000	4.51	-	-					-	-				0.115	
12.000	0.000	0.000	0.000	0.001	-	-					-	-				0.000	0.000	0.000	5.01	-	-					-	-				0.120	
12.500	0.000	0.000	0.000	0.001	-	-					-	-				0.000	0.000	0.000	5.51	-	-					-	-				0.125	
13.000	0.000	0.000	0.000	0.001	-	-					-	-				0.000	0.000	0.000	6.01	-	-					-	-				0.130	
Totals:					0	2,420					0	50	0	0			0	50				0	0	0	0	0	0	0	0	0	0	0
Number of Trades:					0						0		0				0.00						0				0		0			

PPC (CR)

(Contract Size: 100 Securities, Exercise Style: American, Physical Delivery)

Call Options																Put Options																	
April 2026								May 2026								Other Months		April 2026						May 2026					Other Months		Exercise Price		
Exercise Price	Open price	Price max	Price min	Last price	Closing price	Volume	Open Interest	Open price	Price max	Price min	Last price	Closing price	Volume	Open Interest	Volume	Open Interest	Open price	Price max	Price min	Last price	Closing price	Volume	Open Interest	Open price	Price max	Price min	Last price	Closing price	Volume	Open Interest		Volume	Open Interest
9.200						-	-																										0.092
9.500						-	-																										0.095
9.600						-	-																										0.096
9.750						-	-																										0.098
10.000						-	-																										0.100
10.500						-	-																										0.105
11.000						-	-																										0.110
11.500						-	-																										0.115
12.000	0.000	0.000	0.000		5.97	-	-	0.000	0.000	0.000		5.99	-	-			0.000	0.000	0.000		0.001	-	-		0.000	0.000	0.000		0.001	-	-		0.120
12.500	0.000	0.000	0.000		5.47	-	-	0.000	0.000	0.000		5.49	-	-			0.000	0.000	0.000		0.001	-	-		0.000	0.000	0.000		0.001	-	-		0.125
13.000	0.000	0.000	0.000		4.97	-	-	0.000	0.000	0.000		4.99	-	-			0.000	0.000	0.000		0.001	-	-		0.000	0.000	0.000		0.001	-	-		0.130
13.500	0.000	0.000	0.000		4.47	-	-	0.000	0.000	0.000		4.50	-	-			0.000	0.000	0.000		0.001	-	-		0.000	0.000	0.000		0.002	-	-		0.135
14.000	0.000	0.000	0.000		3.97	-	-	0.000	0.000	0.000		4.00	-	-			0.000	0.000	0.000		0.001	-	-		0.000	0.000	0.000		0.007	-	-		0.140
14.500	0.000	0.000	0.000		3.47	-	-	0.000	0.000	0.000		3.51	-	-			0.000	0.000	0.000		0.001	-	-		0.000	0.000	0.000		0.017	-	-		0.145
15.000	0.000	0.000	0.000		2.98	-	-	0.000	0.000	0.000		3.04	-	-			0.000	0.000	0.000		0.001	-	-		0.000	0.000	0.000		0.038	-	-		0.150
15.500	0.000	0.000	0.000		2.48	-	-	0.000	0.000	0.000		2.57	-	-			0.000	0.000	0.000		0.006	-	-		0.000	0.000	0.000		0.076	-	-		0.155
16.000	0.000	0.000	0.000		1.99	-	-	0.000	0.000	0.000		2.14	-	-			0.000	0.000	0.000		0.019	-	-		0.000	0.000	0.000		0.140	-	-		0.160
16.500	0.000	0.000	0.000		1.53	-	-	0.000	0.000	0.000		1.74	-	-			0.000	0.000	0.000		0.058	-	30		0.000	0.000	0.000		0.237	-	-		0.165
17.000	0.000	0.000	0.000		1.11	-	45	0.000	0.000	0.000		1.38	-	-			0.000	0.000	0.000		0.137	-	-		0.000	0.000	0.000		0.376	-	-		0.170
17.500	0.000	0.000	0.000		0.757	-	2	0.000	0.000	0.000		1.06	-	-			0.000	0.000	0.000		0.281	-	-		0.000	0.000	0.000		0.560	-	-		0.175
18.000	0.000	0.000	0.000		0.475	-	-	0.752	0.752	0.752	0.752	0.752	1	1			0.000	0.000	0.000		0.499	-	-		0.000	0.000	0.000		0.794	-	-		0.180
18.500	0.000	0.000	0.000		0.278	-	17	0.000	0.000	0.000		0.581	-	2			0.000	0.000	0.000		0.802	-	-		0.000	0.000	0.000		1.08	-	-		0.185
19.000	0.211	0.216	0.211	0.216	0.216	9	9	0.000	0.000	0.000		0.416	-	-			0.000	0.000	0.000		1.17	-	-		0.000	0.000	0.000		1.41	-	-		0.190
19.500	0.000	0.000	0.000		0.072	-	5	0.000	0.000	0.000		0.289	-	-			0.000	0.000	0.000		1.60	-	-		0.000	0.000	0.000		1.79	-	-		0.195
20.000	0.000	0.000	0.000		0.032	-	-	0.000	0.000	0.000		0.195	-	-			0.000	0.000	0.000		2.06	-	-		0.000	0.000	0.000		2.20	-	-		0.200
21.000	0.000	0.000	0.000		0.005	-	-	0.000	0.000	0.000		0.079	-	-			0.000	0.000	0.000		3.04	-	-		0.000	0.000	0.000		3.09	-	-		0.210
22.000	0.000	0.000	0.000		0.001	-	-	0.000	0.000	0.000		0.031	-	-			0.000	0.000	0.000		4.04	-	-		0.000	0.000	0.000		4.05	-	-		0.220
23.000	0.000	0.000	0.000		0.003	-	-	0.000	0.000	0.000		0.010	-	-			0.000	0.000	0.000		5.04	-	-		0.000	0.000	0.000		5.04	-	-		0.230
24.000	0.000	0.000	0.000		0.001	-	-	0.000	0.000	0.000		0.003	-	-			0.000	0.000	0.000		6.04	-	-		0.000	0.000	0.000		6.04	-	-		0.240
25.000	0.000	0.000	0.000		0.001	-	-	0.000	0.000	0.000		0.001	-	-			0.000	0.000	0.000		7.04	-	-		0.000	0.000	0.000		7.04	-	-		0.250
26.000	0.000	0.000	0.000		0.001	-	-	0.000	0.000	0.000		0.002	-	-			0.000	0.000	0.000		8.04	-	-		0.000	0.000	0.000		8.04	-	-		0.260
27.000	0.000	0.000	0.000		0.001	-	-	0.000	0.000	0.000		0.001	-	-			0.000	0.000	0.000		9.04	-	-		0.000	0.000	0.000		9.04	-	-		0.270
28.000	0.000	0.000	0.000		0.001	-	-	0.000	0.000	0.000		0.001	-	-			0.000	0.000	0.000		10.04	-	-		0.000	0.000	0.000		10.04	-	-		0.280
29.000	0.000	0.000	0.000		0.001	-	-										0.000	0.000	0.000		11.04	-	-										0.290
30.000	0.000	0.000	0.000		0.001	-	-										0.000	0.000	0.000		12.04	-	-										0.300

PPC (CR)

(Contract Size: 100 Securities, Exercise Style: American, Physical Delivery)

		Call Options														Put Options																			
		April 2026						May 2026						Other Months		April 2026						May 2026					Other Months								
Exercise Price	Open price	Price max	Price min	Last price	Closing price	Volume	Open Interest	Open price	Price max	Price min	Last price	Closing price	Volume	Open Interest	Volume	Open Interest	Open price	Price max	Price min	Last price	Closing price	Volume	Open Interest	Open price	Price max	Price min	Last price	Closing price	Volume	Open Interest	Volume	Open Interest	Exercise Price		
Totals:						9	78						1	3	0	0						9	30						0	0	0	0			
Number of Trades:							2						1			0						0.00						0			0				

Lending Products	Underlying Title	Multilateral Transactions[1]					Bilateral Transactions[2]		Stock Borrowing through OTC (volume)[3]
		Open Interest[5]	Volume(Offered)	Average Weighted	Transactions volume	Average Weighted	Transactions Volume	Average Weighted	Transactions Volume
ADMIEBOR	ADMIE (IPTO) HOLDING S.A. (CR)	1,000	---	---	---	---	---	5,269,021	
AEGNBOR	AEGEAN AIRLINES (CR)	---	---	---	---	---	---	455,658	
AKTRBOR	AKTOR S.A. HOLDING CO. (CR)	---	---	---	---	---	---	664,281	
ALWNBOR	Allwyn AG (CR)	24,969	---	---	---	170,000	4.00%	9,333,589	
ALPHABOR	ALPHA BANK (CR)	8,000	---	---	---	---	---	185,278,526	
AETFBOR	ALPHA ETF FTSE Athex Large Cap	---	---	---	---	---	---	2,000	
AEMBOR	ALTER EGO MEDIA (CR)	---	---	---	---	---	---	---	
AIABOR	ATHENS INTL AIRPORT (CR)	15,262	---	---	---	---	---	315,090	
ACAGBOR	AUSTRIACARD (CB)	---	---	---	---	---	---	962	
OTOELBOR	AUTOHELLAS SA (CR)	7,400	---	---	---	---	---	73,715	
AVAXBOR	AVAX S.A. (CR)	7,900	---	---	---	---	---	469,790	
BYLOTBOR	BALLY'S INTRALOT (CR)	---	---	---	---	---	---	34,772,631	
BOCHGRBOR	BANK OF CYPRUS (CR)	---	---	---	---	---	---	496,645	
EEEBOR	CC HBC AG (CR)	1,160	---	---	---	---	---	164,073	
CENERBOR	CENERGY HOLDINGS (CB)	16,272	---	---	---	---	---	1,262,944	
CREDIABOR	CrediaBank (CR)	6,778	---	---	16	5.51%	---	276,240	
DIMANDBOR	DIMAND (CR)	---	---	---	---	---	---	12,342	
ELLAKTORBOR	ELLAKTOR (CR)	54,732	---	---	---	---	---	110,826	
ELHABOR	ELVALHALCOR (CR)	11,714	---	---	---	---	---	393,520	
EUROBBOR	EUROBANK (CR)	5,598	---	---	---	---	---	120,874,707	
EYDAPBOR	EYDAP S.A. (CR)	641	---	---	---	---	---	353,219	
FOYRKBOR	FOURLIS (CR)	2,500	---	---	---	---	---	113,660	
GEKTERNABOR	GEK TERNA (CR)	12,566	---	---	---	---	---	1,171,703	
SARBOR	GR. SARANTIS S.A. (CR)	3,508	---	---	---	---	---	123,590	
EXAEBOR	HELLENIC EXCHANGES-A.S.E. (CR)	14,409	---	---	---	---	---	339,370	
ELPEBOR	HELLENIQ ENERGY (CR)	58,000	---	---	---	---	---	713,706	
INTEKBOR	IDEAL HOLDINGS (CR)	---	---	---	---	---	---	45,787	
INTRKBOR	INTRACOM HOLDINGS (CR)	---	---	---	---	---	---	244,903	
BELABOR	JUMBO SA (CR)	---	---	---	---	---	---	866,925	
KRIBOR	KRI-KRI S.A. (CR)	2,999	---	---	---	---	---	---	
LAMDABOR	LAMDA DEVELOPMENT SA (CR)	---	---	---	---	---	---	263,393	

Stock Lending Notes

[1] - Multilateral contracts Lending or Borrowing as per Methods 8-1, 8-2 and 8-3-3 (According to ATHEX BoD Resolution No.17)

[2] - Bilateral Contracts Lending or Borrowing as per Methods 8-3-1 and 8-3-2 & Contracts as per Method 4 (According to ATHEX BoD Resolution No.20)

[3] - The information concerning OTC Stock Borrowing Transactions is based on the statements of the Dematerialised Securities System (DSS) operators involved and refers to volumes that have been registered up until the previous working day.

[4] - Average Price (Volume weighted)

[5] - The Data concerning Open Interest before the start of trading session

Lending Products	Underlying Title	Open Interest[5]	Multilateral Transactions[1]				Bilateral Transactions[2]		Stock Borrowing through OTC (volume)[3]
			Volume(Offered)	Average Weighted	Transactions volume	Average Weighted	Transactions Volume	Average Weighted	Transactions Volume
MTLNBOR	METLEN PLC (CR)	16,990	---	---	---	---	---	1,380,440	
MIGBOR	MIG (CR)	1,495	---	---	---	---	---	39,913	
MOHBOR	MOTOR OIL (CR)	18,279	---	---	4,265	3.70%	---	724,216	
ETEBOR	NATIONAL BANK (CR)	56,465	---	---	---	---	---	24,040,766	
NOVALBOR	NOVAL PROPERTY REIC (CR)	---	---	---	---	---	---	---	
OPTIMABOR	OPTIMA BANK (CR)	200	---	---	---	---	---	5,101,243	
HTOBOR	OTE (CR)	2,500	---	---	---	---	---	4,129,097	
PPABOR	P.P.A. S.A. (CR)	4,500	---	---	---	---	---	86,154	
TPEIRBOR	PIRAEUS BANK (CR)	3,000	---	---	45,000	3.90%	---	11,059,267	
PPCBOR	PPC (CR)	61,370	---	---	---	---	---	10,086,761	
PROFBOR	PROFILE SA (CR)	---	---	---	---	---	---	62,549	
QLCOBOR	QUALCO GROUP (CR)	---	---	---	---	---	---	976,498	
QUESTBOR	QUEST HOLDINGS (CR)	4,191	---	---	---	---	---	48,196	
TITCBOR	TITAN (CB)	5,481	---	---	---	---	---	122,713	
OLTHBOR	TPA SA (CR)	---	---	---	---	---	---	750	
TRESTATESBOR	TRADE ESTATES REIC (CR)	---	---	---	---	---	---	---	
VIOBOR	VIOHALCO SA/IV (CB)	---	---	---	---	---	---	---	

Stock Lending Notes

[1] - Multilateral contracts Lending or Borrowing as per Methods 8-1, 8-2 and 8-3-3 (According to ATHEX BoD Resolution No.17)

[2] - Bilateral Contracts Lending or Borrowing as per Methods 8-3-1 and 8-3-2 & Contracts as per Method 4 (According to ATHEX BoD Resolution No.20)

[3] - The information concerning OTC Stock Borrowing Transactions is based on the statements of the Dematerialised Securities System (DSS) operators involved and refers to volumes that have been registered up until the previous working day.

[4] - Average Price (Volume weighted)

[5] - The Data concerning Open Interest before the start of trading session

Sectors codification for listed companies

12003 -	ETF	10101010	Computer Services
10101015	Software	10102030	Computer Hardware
15101010	Telecommunications Equipment	15102015	Telecommunications Services
20101010	Health Care Facilities	20102010	Medical Equipment
20103015	Pharmaceuticals	30101010	Banks
30202000	Diversified Financial Services	30202010	Asset Managers & Custodians
30202015	Investment Services	30204000	Closed End Investments
30302010	Full Line Insurance	30302015	Insurance Brokers
30302025	Property and Casualty Insurance	35101010	Real Estate Holding and Development
35101015	Real Estate Services	35102000	Diversified REITs
35102045	Retail REITs.	40202015	Household Furnishings
40202020	Household Appliance	40203040	Electronic Entertainment
40204020	Clothing & Accessories	40301010	Entertainment
40301030	Publishing	40301035	Radio & TV Broadcasters
40401010	Diversified Retailers	40401020	Apparel Retailers
40401025	Home Improvement Retailers	40401030	Specialty Retailers
40501010	Airlines	40501015	Travel & Tourism
40501020	Casinos & Gambling	40501025	Hotels & Motels
45101015	Distillers & Vintners	45101020	Soft Drinks
45102010	Farming Fishing Ranching & Plantations	45102020	Food Products
45103010	Tobacco	45201010	Food Retailers & Wholesalers
45201020	Personal Products	50101010	Construction
50101020	Building Roof/Wallboard and Plumbing	50101030	Cement
50101035	Building Materials: Other	50202010	Electrical Components
50203015	Plastics	50203030	Containers & Packaging
50204000	Machinery: Industrial	50204020	Machinery: Construction & Handling
50205010	Industrial Suppliers	50205020	Back Office Support HR & Consulting
50205030	Forms & Bulk Printing Services	50206015	Commercial Vehicles & Parts
50206030	Marine Transportation	50206060	Transportation Services
55101000	Diversified Materials	55101020	Textile Products
55102000	General Mining	55102010	Iron & Steel
55102015	Metal Fabricating	55102035	Aluminum
60101020	Oil Refining and Marketing	65101010	Alternative Electricity
65101015	Conventional Electricity	65102000	Multi-Utilities
65102030	Water		

ATHEXGROUP

Athens Exchange Group

Λεωφ. Αθηνών 110 | 104 42 Αθήνα
110 Athinon Ave | 104 42 Athens GR
T +30 210 3366 800
www.athexgroup.gr