

26

Ημερήσιο Δελτίο
Συναλλακτικής Δραστηριότητας

Daily Official List
of Trading Activity



Disclaimer:

Hellenic Exchanges-Athens Stock Exchange S.A endeavours to ensure that the data and other material ("Information") presented on the Daily Official List are accurate and complete, but it is not liable for any errors or omissions of data or /and for the accuracy, credibility, updating and completeness of the aforesaid information nor it has any liability arising directly or indirectly from the use of the above Information.

The Company is not liable for the accuracy of the data included in listed companies' announcements. Only the sender of such an announcement is fully and solely liable for any infringement of third party's rights from the content of such announcement, All contents of the Daily Official List are provided only for information purposes and do not constitute investment advice or solicitation to invest in securities or other products listed for trading on the Exchange.

You acknowledge and agree that the Company is the owner of any property rights related to any Information appearing on the Daily Official List including intellectual property rights copyright, trademarks, etc.

The above data are a property of the Hellenic Exchanges-Athens Exchange and are copyright protected. Users are forbidden to reproduce, modify, copy, sale, transmit or redistribute, by all reproduction means and methods, part or the whole of the above data, without reference to their source.

The commercial exploitation of these data is, also, forbidden by third parties. Hellenic Exchanges-Athens Exchange does not carry any responsibility, direct or indirect, derived from usage or accidental alteration of the above data when used by third parties.

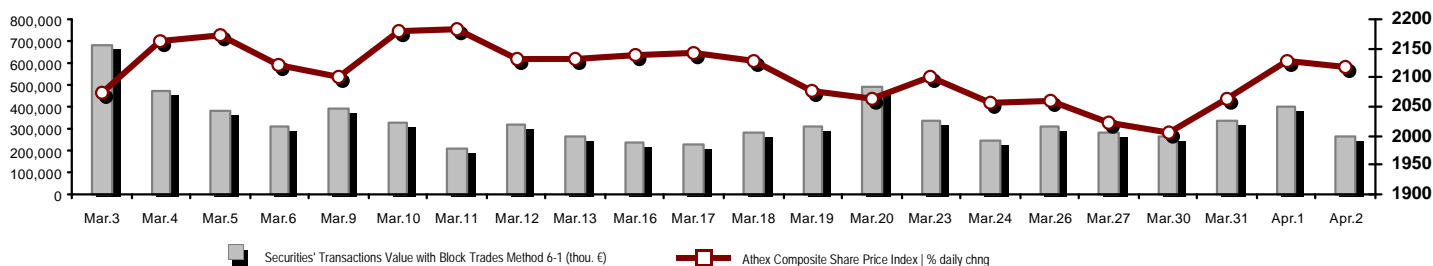
Hellenic Exchanges – Athens Stock Exchange S.A.

110 Athinon Ave.,10442 Athens, Tel: (210) 33.66.800, Fax: (210) 32.13.938

www.athexgroup.gr

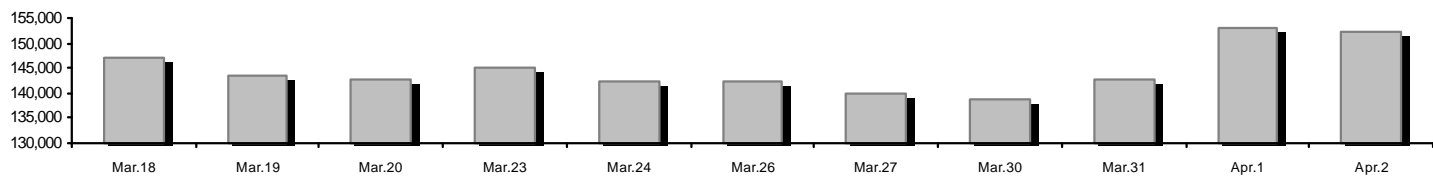
Summary of Markets

Athex Composite Share Price Index vs Shares and Derivatives Transactions Value

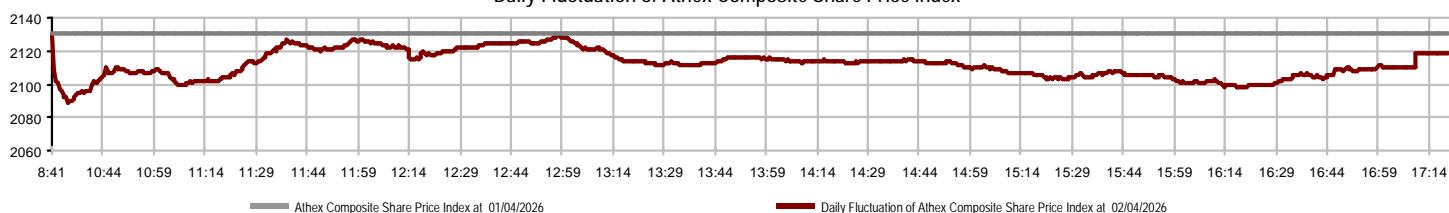


Athex Capitalisation (mill. €) **: 152,135.48	Derivatives Total Open Interest: 1,686,303
Daily change: mill. € %: -846.31 -0.55%	in Index Futures % daily chng: 9,187 -0.94%
Yearly Avg Capitalisation: mill. € % chng prev year Avg: 152,595.22 19.50%	in Stock Futures % daily chng: 1,670,038 0.98%
Athex Composite Share Price Index % daily chng: 2,118.27 -0.55%	in Index Options % daily chng: 3,238 8.40%
Athex Composite Share Price Index Capitalisation (mill. €): 143,215.65	in Stock Options % daily chng: 3,840 2.10%
Daily change (mill. €): -652.68	
Securities' Transactions Value with Block Trades Method 6-1 (t): 261,577.55	Derivatives Contracts Volume: 57,200
Daily change: %: -134,876.85 -34.02%	Daily change: pieces %: 10,509 22.51%
YtD Avg Trans. Value: thou. € % chng prev year Avg: 368,739.14 70.65%	YtD Avg Derivatives Contracts % chng prev year Avg: 91,585 59.06%
Blocks Transactions Value of Method 6-1 (thou. €): 16,780.20	Derivatives Trades Number: 3,313
Blocks Transactions Value of Method 6-2 & 6-3 (thou. €): 0.76	Daily change: number %: -364 -9.90%
Bonds Transactions Value (thou.€): 1,199.83	YtD Avg Trades number % chng prev year Avg: 3,120 41.08%
Securities' Transactions Volume with Block Trades Method 6-1 (tho): 51,613.67	Lending Total Open Interest: 518,609
Daily change: thou. pieces %: -12,264.87 -19.20%	Daily change: pieces %: 88,730 20.64%
YtD Avg Volume: % chng prev year Avg: 56,869.23 36.42%	Lending Volume (Multilateral/Bilateral): 51,500
Blocks Transactions Volume of Method 6-1 (thou. Pieces): 2,449.47	Daily change: pieces %: -167,781
Blocks Transactions Volume of Method 6-2 & 6-3 (thou. Pieces): 0.13	Multilateral Lending: 51,500
Bonds Transactions Volume: 1,216,000	Bilateral Lending: 0
Securities' Trades Number with Block Trades Method 6-1: 77,025	Lending Trades Number: 8
Daily change: number %: -25,121 -24.59%	Daily change: %: -3
YtD Avg Trades number % chng prev year Avg: 76,949 53.57%	Multilateral Lending Trades Number: 8
Number of Blocks Method 6-1: 17	Bilateral Lending Trades Number: 0
Number of Blocks Method 6-2 & 6-3: 1	
Number of Bonds Transactions: 229	

Athex Capitalisation (mill. €) **



Daily Fluctuation of Athex Composite Share Price Index



Athex Indices

Index name	02/04/2026	01/04/2026	pts.	%	Min	Max	Year min	Year max	Year change
Athex Composite Share Price Index	2,118.27 €	2,130.06	-11.79	-0.55%	2,089.13	2,130.06	1,998.09	2,407.09	-0.12% €
Athex Composite Index Total Return Index	4,179.77 €	4,203.05	-23.28	-0.55%	4,122.28	4,203.05	3,942.63	4,745.66	0.00% €
Athex ESG Index	2,509.89 €	2,524.22	-14.33	-0.57%	2,473.95	2,524.22	2,361.87	2,867.98	0.31% #
ATHEX Small Cap Price Index	2,270.54 €	2,291.72	-21.18	-0.92%	2,250.26	2,291.98	2,193.29	2,627.20	-10.92% €
ATHEX EN.A. Growth Price Index	17,295.14 €	17,601.66	-306.52	-1.74%	17,108.92	17,601.66	16,564.67	20,788.55	-12.59% €
FTSE/Athex Large Cap	5,375.69 €	5,406.09	-30.40	-0.56%	5,296.49	5,406.09	5,057.48	6,153.73	0.46% #
FTSE/Athex Mid Cap Index	2,639.98 €	2,666.67	-26.69	-1.00%	2,610.43	2,666.67	2,510.28	2,906.28	-6.55% €
FTSE/ATHEX High Dividend Yield Index	4,717.68 €	4,759.19	-41.51	-0.87%	4,702.46	4,764.18	4,495.63	5,149.57	-4.54% €
FTSE/Athex Market Index	1,265.51 €	1,273.60	-8.09	-0.64%	1,248.45	1,273.60	1,190.89	1,449.15	0.35% #
FTSE/Athex Banks	2,339.49 €	2,364.90	-25.41	-1.07%	2,299.86	2,364.90	2,143.30	2,859.37	1.99% #
FTSE/ATHEX TECHNOLOGY & TELECOMMUNICAT	6,436.22 €	6,450.47	-14.25	-0.22%	6,318.84	6,450.47	6,027.65	6,900.98	-4.99% €
FTSE/ATHEX HEALTH CARE	5,306.63 €	5,313.94	-7.31	-0.14%	5,210.92	5,362.98	4,884.62	6,137.55	4.44% #
FTSE/ATHEX FINANCIAL SERVICES	10,942.20 €	11,060.88	-118.68	-1.07%	10,758.07	11,060.88	10,029.11	13,356.35	2.00% #
FTSE/ATHEX REAL ESTATE	5,183.36 €	5,217.22	-33.86	-0.65%	5,151.61	5,217.22	5,093.00	5,898.28	-7.71% €
FTSE/ATHEX CONSUMER DISCRETIONARY	4,759.26 €	4,760.55	-1.29	-0.03%	4,694.84	4,813.20	4,472.82	5,876.98	-18.52% €
FTSE/ATHEX CONSUMER STAPLES	9,522.16 €	9,530.14	-7.98	-0.08%	9,404.02	9,549.82	8,640.95	10,243.39	8.05% #
FTSE/ATHEX INDUSTRIALS	11,020.32 €	11,100.99	-80.67	-0.73%	10,852.58	11,100.99	10,051.45	12,182.07	9.64% #
FTSE/ATHEX BASIC MATERIALS	9,602.36 €	9,829.68	-227.32	-2.31%	9,471.45	9,829.68	8,778.94	11,861.41	0.80% #
FTSE/ATHEX ENERGY & UTILITIES	6,665.70 €	6,672.15	-6.45	-0.10%	6,564.28	6,694.60	6,127.28	7,506.29	-3.08% €
Athex All Share Index	484.51 €	487.20	-2.69	-0.55%	484.51	484.51	460.14	542.74	0.05% #
Hellenic Mid & Small Cap Index	2,906.69 €	2,939.65	-32.96	-1.12%	2,880.64	2,939.65	2,761.30	3,115.91	0.39% #
FTSE/Athex Large Cap Total Return	9,628.44 €	9,682.89	-54.45	-0.56%			9,100.35	11,012.64	0.57% #
FTSE/Athex Mid Cap Total Return	3,787.74 €	3,826.03	-38.29	-1.00%			3,625.91	4,168.37	-6.55% €
MSCI GREECE REBASED	8,427.68 €	8,459.89	-32.21	-0.38%	8,252.51	8,498.34	7,755.87	10,138.65	-1.59% €
Hellenic Corporate Bond Index	143.56 #	143.37	0.18	0.13%			143.28	145.27	-0.56% €
Hellenic Corporate Bond Price Index	92.53 #	92.42	0.10	0.11%			92.37	93.97	-1.50% €

Note 1: FTSE/Med 100, Hellenic Corporate Bond Price Index and Hellenic Corporate Bond Index closing prices refer to the previous trading day of 31/03/2026.

Note 2: The Hellenic Mid & Small Cap Index is a Customized index calculated by the Athens Exchange.

Analytic Figures for Athex Market's Boards and Categories

	Total Traded Securities	Main Market	Surveillance	Exchange Traded Funds (ETFs)
Totals	128	126	1	1
Gain / Lose / Same:	26 / 90 / 12	26 / 89 / 11	0 / 0 / 1	0 / 1 / 0
Athex Capitalisation (mill. €) **	152,135.48	152,132.66	2.83	
Daily Average Trans/ons Value(thou.€)	368,739.14	368,651.51	6.07	479.93
Transactions Value	261,578.30	261,493.50	0.31	84.49
Main Board:	244,797.35	244,712.54	0.31	84.49
Blocks Board 6_2_3:	16,780.95	16,780.95	0.00	0.00
Forced Sales Board:	0.00	0.00	0.00	0.00
Special Terms Board:	0.00	0.00	0.00	0.00
Daily Average Transactions Volume	56,869,235	56,901,465	6,337	8,480
Transactions Volume	51,613,797	51,611,135	1,100	1,562
Main Board:	49,164,199	49,161,537	1,100	1,562
Blocks Board 6_2_3:	2,449,598	2,449,598	0	0
Forced Sales Board:	0	0	0	0
Special Terms Board:	0	0	0	0
Daily Average Number of Trades	76,949	76,769	13	169
Number of Trades	77,026	76,927	2	97
Main Board:	77,008	76,909	2	97
Blocks Board 6_2_3:	18	18	0	0
Forced Sales Board:	0	0	0	0
Special Terms Board:	0	0	0	0

Trading Details by Athex Sectors and Financial Instruments (ETFs)

Code	Sectors	Gain / Lose / Same	Number of Trades	Transactions Volume	Transactions Value	% of Total Trans. Value
3010	- Banks	1 / 7 / 0	36,437	39,678,136	148,497,949.37	56.77%
5510	- Basic Resources	4 / 7 / 3	2,005	399,561	2,321,488.27	0.89%
5010	- Construction & Materials	2 / 9 / 1	6,138	1,225,407	14,991,597.29	5.73%
4020	- Consumer Products & Services	0 / 3 / 1	213	282,846	98,814.93	0.04%
6010	- Energy	1 / 3 / 0	3,653	578,470	11,380,547.09	4.35%
12000	- Financial Instruments	0 / 1 / 0	97	1,562	84,490.78	0.03%
3020	- Financial Services	0 / 3 / 2	258	96,702	685,205.99	0.26%
4510	- Food Beverage & Tobacco	1 / 4 / 0	428	49,934	1,355,951.81	0.52%
2010	- Health Care	1 / 2 / 0	252	195,148	239,116.74	0.09%
5020	- Industrial Goods & Services	5 / 12 / 2	2,868	456,482	4,715,124.33	1.80%
3030	- Insurance	0 / 2 / 0	102	29,064	69,933.92	0.03%
4030	- Media	0 / 2 / 1	156	40,288	142,045.51	0.05%
4520	- Personal Care, Drug & Grocery Stores	1 / 0 / 1	553	42,704	584,400.37	0.22%
3510	- Real Estate	2 / 9 / 1	1,705	510,167	2,520,888.69	0.96%
4040	- Retail	2 / 8 / 0	3,941	677,860	11,092,039.57	4.24%
1010	- Technology	2 / 9 / 0	1,253	247,801	1,279,589.41	0.49%
1510	- Telecommunications	1 / 1 / 0	3,039	604,599	10,373,937.73	3.97%
4050	- Travel & Leisure	1 / 5 / 0	7,598	5,323,643	24,345,932.54	9.31%
6510	- Utilities	2 / 3 / 0	6,330	1,173,423	26,799,246.99	10.25%

Top 10 best & worst performing Shares

Main Market

With positive Price change	Closing price	change	With negative Price change	Closing price	change
DIMAND (CR)	12.5	4.60% #	PROODEFTIKH SA (CR)	0.31	-7.19% €
DAIOS PLASTICS SA (CR)	6	4.35% #	CENTRIC HOLDINGS (CR)	0.276	-7.07% €
INTERTECH SA (CR)	1.27	3.67% #	Y/KNOT (CR)	0.904	-6.80% €
Allwyn AG (CR)	14.56	2.54% #	CrediaBank (CR)	0.98	-6.49% €
P.P.A. S.A. (CR)	37.7	2.03% #	ATTICA HOLDINGS (CR)	1.53	-4.67% €
PERFORMANCE TECHNOLOGIES (CR)	7.73	1.98% #	EVROFARMA (CR)	3.29	-4.64% €
GR. SARANTIS S.A. (CR)	14.74	1.66% #	REAL CONSULTING (CR)	5.48	-4.53% €
MOTOR OIL (CR)	38.9	1.57% #	SPACE HELLAS SA (CR)	6.02	-4.44% €
OTE (CR)	17.47	1.22% #	FOURLIS (CR)	4.355	-3.97% €
LAVIPHARM SA (CR)	1.216	1.16% #	ELVALHALCOR (CR)	3.59	-3.75% €
With the highest Transactions Value	Value (thou. €)	change	With the highest Transactions Volume	Volume	change
PIRAEUS BANK (CR)	47,852.83	-0.83% €	CrediaBank (CR)	15,490,482	-6.49% €
NATIONAL BANK (CR)	31,230.60	-1.43% €	ALPHA BANK (CR)	8,509,884	0.30% #
ALPHA BANK (CR)	28,232.47	0.30% #	PIRAEUS BANK (CR)	6,538,988	-0.83% €
EUROBANK (CR)	21,265.62	-0.77% €	EUROBANK (CR)	6,161,574	-0.77% €
Allwyn AG (CR)	19,764.30	2.54% #	BALLY'S INTRALOT (CR)	3,791,210	-1.05% €
METLEN PLC (CR)	16,075.92	-1.86% €	NATIONAL BANK (CR)	2,365,787	-1.43% €
CrediaBank (CR)	14,688.70	-6.49% €	Allwyn AG (CR)	1,358,466	2.54% #
OTE (CR)	10,332.09	1.22% #	OTE (CR)	597,637	1.22% #
JUMBO SA (CR)	10,024.90	-0.87% €	PPC (CR)	526,431	1.03% #
PPC (CR)	9,788.30	1.03% #	METLEN PLC (CR)	476,942	-1.86% €

Note: Stocks that are not included in the "Under Supervision" category, and the transactions value is more than 10,000 €.

Derivatives Summary

	Number of Trades	Volume	Open Interest
Index Futures	359	1,408	9,187
FTSE/Athex Banks	8	26	3,075
FTSE/Athex Large Cap	351	1,382	6,112
MSCI GREECE REBASED	0	0	0
Stock Futures	2,912	55,396	1,670,038
ADMIE (IPTO) HOLDING S.A. (CR)	8	72	8,548
AEGEAN AIRLINES (CR)	13	100	2,632
AKTOR S.A. HOLDING CO. (CR)	12	569	95,718
Allwyn AG (CR)	222	1,114	5,405
ALPHA BANK (CR)	394	6,287	58,058
ATHENS INTL AIRPORT (CR)	0	0	212
AUTOHELLAS SA (CR)	0	0	126
AVAX S.A. (CR)	8	28	2,070
BALLY'S INTRALOT (CR)	57	11,553	1,255,672
BANK OF CYPRUS (CR)	3	8	893
CC HBC AG (CR)	6	14	113
CENERGY HOLDINGS (CB)	16	57	3,673
CrediaBank (CR)	1,056	27,096	51,697
ELLAKTOR (CR)	3	25	1,575
ELVALHALCOR (CR)	19	45	2,634
EUROBANK (CR)	168	1,916	26,886
EYDAP S.A. (CR)	3	3	12,713
FOURLIS (CR)	25	234	3,113
GEK TERNA (CR)	39	165	5,279
HELLENIC EXCHANGES-A.S.E. (CR)	0	0	351
HELLENIQ ENERGY (CR)	55	243	4,304
INTRACOM HOLDINGS (CR)	12	58	10,730
JUMBO SA (CR)	7	22	3,663
LAMDA DEVELOPMENT SA (CR)	20	61	18,126
METLEN PLC (CR)	140	495	12,634
MIG (CR)	0	0	143
MOTOR OIL (CR)	15	57	288
NATIONAL BANK (CR)	112	458	12,273
OPTIMA BANK (CR)	15	53	499
OTE (CR)	11	14	979
P.P.A. S.A. (CR)	0	0	46
PIRAEUS BANK (CR)	342	4,220	48,650
PPC (CR)	68	253	17,765
QUEST HOLDINGS (CR)	0	0	203
TITAN (CB)	11	27	318
VIOHALCO SA/NV (CB)	52	149	2,049
Index Options	36	309	3,238
FTSE/Athex Large Cap	36	309	3,238
Stock Options	6	87	3,840
Allwyn AG (CR)	1	15	515
ALPHA BANK (CR)	2	50	133
NATIONAL BANK (CR)	0	0	384
OTE (CR)	1	15	182
PIRAEUS BANK (CR)	0	0	2,520
PPC (CR)	2	7	106
Total Derivatives Traded	3,313	57,200	1,686,303

Number of Outstanding Securities	Nominal Value	Dividends [1]			Date of Last Coupon Dividend [2]		Note	Shares	Closing price	% change	Previous closing price/date	Open price	Price min	Price max	Last price	Avg price	Last Bid [7]	Last Ask [7]	P/E after tax	Year	Volume	Trades	Transactions Value[8]	Company Mkt Value (thou. €)	Year low	Year high	Sector[4]
804,287,662	0.300	1.6123	1.4029	0.5	03/11/2025	25/06/2024	---	Allwyn AG (CR)	14.56	2.54 #	14.2	01/04/2026	14.2	14.05	14.86	14.56	14.549 2500@14.55	250@14.60	---	---	1,358,466	5,440	19,764,297.671	1,710,428.36	13.09	19.03	40501020
2,315,261,358	0.290	0.026	0.0303	0.0485	01/12/2025	18/04/2017	---	ALPHA BANK (CR)	3.361	0.30 #	3.351	01/04/2026	3.242	3.21	3.361	3.361	3.318 2369@3.33	2036@3.36	---	---	8,509,884	5,496	28,232,470.91	7,781,593.42	2.95	4.489	30101010
58,492,542	1.00	---	0.1	---	23/06/2025	27/01/2025	---	ALTER EGO MEDIA (CR)	4.95	-3.32 €	5.12	01/04/2026	5	4.92	5.08	4.95	5.011 10@4.94	456@5.00	---	---	27,025	105	135,428.02	289,538.08	4.9	6.425	40301035
36,353,868	1.00	0.1	0.11	---	01/07/2025	21/08/2023	---	AUSTRIACARD (CB)	6.72	-2.18 €	6.87	01/04/2026	6.81	6.68	6.81	6.72	6.725 832@6.70	300@6.72	---	---	18,785	72	126,321.92	244,297.99	6.04	8.28	10101010
1,867,802,694	0.300	---	---	---	30/05/2013	10/10/2023	---	BALLY'S INTRALOT (CR)	0.939	-1.05 €	0.949	01/04/2026	0.922	0.908	0.944	0.939	0.924 904@0.937	1150@0.940	---	---	3,791,210	1,158	3,502,297.05	1,753,866.73	0.822	1.1	40501020
435,686,031	0.100	---	0.48	0.2	22/09/2025	23/09/2024	---	BANK OF CYPRUS (CR)	8.42	-2.55 €	8.64	01/04/2026	8.46	8.36	8.54	8.42	8.458 2072@8.40	2515@8.44	---	---	420,436	1,031	3,556,075.64	3,668,476.38	7.94	9.84	30101010
212,384,903	0.08	0.14	---	---	24/06/2025	07/12/2016	---	CENERGY HOLDINGS (CB)	19.48	-1.02 €	19.68	01/04/2026	19.24	19	19.58	19.48	19.289 100@19.22	200@19.48	---	2025	164,936	1,240	3,181,383.68	4,137,257.91	15.12	22.35	50202010
373,239,562	6.70	0.93	1.03	---	29/05/2025	29/04/2013	---	CC HBC AG (CR)	48.64	-0.29 €	48.78	01/04/2026	49	48.3	49.1	48.64	48.616 116@48.40	250@48.64	---	---	16,888	181	821,028.768	1,534,372.30	42.5	55.75	45101020
3,631,510,801	0.220	0.0933	0.105	0.0468	06/11/2025	20/05/2019	---	EUROBANK (CR)	3.465	-0.77 €	3.492	01/04/2026	3.417	3.388	3.53	3.465	3.451 61606@3.45	3188@3.47	---	---	6,161,574	7,809	21,265,617.092	583,184.93	3.162	4.392	30101010
51,889,670	1.00	0.12	0.15	---	27/06/2025	23/07/2019	---	FOURLIS (CR)	4.355	-3.97 €	4.535	01/04/2026	4.42	4.35	4.465	4.355	4.377 400@4.35	500@4.38	---	---	118,995	356	520,882.11	225,979.51	4.04	4.725	40401010
305,635,185	2.18	0.9	0.75	0.2	19/01/2026	01/10/2003	---	HELLENIQ ENERGY (CR)	9.715	-1.67 €	9.88	01/04/2026	9.88	9.58	10	9.715	9.75 39@9.71	760@9.80	---	---	363,967	1,312	3,548,585.05	2,969,245.82	8.4	10.4	60101020
56,003,921	1.55	---	---	---	30/08/1993	29/01/2026	---	IDEAL HOLDINGS (CR)	5.67	-1.56 €	5.76	01/04/2026	5.75	5.67	5.75	5.67	5.717 1000@5.66	69@5.67	---	---	33,538	186	191,752.81	317,542.23	5.3	6.71	10102030
83,600,000	0.690	0.0504	0.1209	---	22/09/2025	02/07/2024	---	INTRACOM HOLDINGS (CR)	2.9	-1.70 €	2.95	01/04/2026	2.875	2.86	2.92	2.9	2.882 2312@2.88	10@2.90	---	---	23,530	171	67,813.91	242,440.00	2.685	3.85	10101010
134,365,561	0.880	1.4726	0.5063	---	23/03/2026	05/03/2014	---	JUMBO SA (CR)	22.86	-0.87 €	23.06	01/04/2026	22.9	22.54	23.04	22.86	22.797 15@22.84	326@22.86	---	---	439,755	3,067	10,024,902.72	3,071,596.72	21.82	28.7	40401010
176,736,715	0.300	---	---	---	30/05/2007	27/11/2019	---	LAMDA DEVELOPMENT SA (CR)	5.94	-2.46 €	6.09	01/04/2026	5.99	5.91	6.02	5.94	5.974 207@5.93	20@5.97	---	---	237,926	1,091	1,421,364.39	1,049,816.09	5.85	7.76	35101010
143,022,980	1.00	---	---	---	04/08/2025	---	---	METLEN PLC (CR)	33.72	-1.86 €	34.36	01/04/2026	33.86	33.44	33.92	33.72	33.706 200@33.68	5677@33.72	---	---	476,942	2,487	16,075,922.46	4,822,734.89	31.9	47.68	65102000
31,400,000	0.400	---	---	---	26/04/2007	10/05/2023	---	MIG (CR)	3.04	-1.62 €	3.09	01/04/2026	3	2.96	3.05	3.04	2.985 200@3.00	95@3.04	---	---	6,441	53	19,226.57	95,456.00	2.82	3.85	30202000
126,502,434	0.500	0.0304	0.0302	---	15/05/2025	28/07/2021	---	PREMIA (CR)	1.324	-0.45 €	1.33	01/04/2026	1.322	1.3	1.332	1.324	1.313 867@1.32	999@1.33	---	---	108,417	223	142,304.32	167,489.22	1.236	1.49	35102000
70,029,804	1.00	---	---	---	15/05/2025	---	---	QUALCO GROUP (CR)	5.84	-1.60 €	5.935	01/04/2026	5.8	5.77	5.88	5.84	5.821 61@5.76	352@5.84	---	---	24,287	104	141,367.31	408,974.06	5.08	6.73	10101015
78,325,475	0.85	3	---	---	30/06/2025	23/07/2019	---	TITAN (CB)	46.9	-1.47 €	47.6	01/04/2026	47.1	45.85	47.4	46.9	46.941 50@46.85	57@46.95	---	---	113,443	1,850	5,325,180.15	3,673,464.78	42.6	59	50101030
259,189,761	0.12	0.16	---	---	24/06/2025	26/02/2016	---	VIOHALCO SA/NV (CB)	12.74	-2.00 €	13	01/04/2026	12.66	12.56	12.92	12.74	12.747 189@12.72	1921@12.76	---	---	92,541	656	1,179,659.38	3,302,077.56	11.4	15.78	55102015
148,321,516	0.300	0.03	0.07	---	02/09/2025	22/01/2020	---	AVAX S.A. (CR)	2.95	-3.28 €	3.05	01/04/2026	2.935	2.925	3.005	2.95	2.963 395@2.95	12@2.96	---	---	408,582	716	1,210,793.46	437,548.47	2.79	3.645	50101010
232,000,000	2.12	0.0582	0.1207	0.1207	25/09/2025	19/06/2017	---	ADMIE (IPTO) HOLDING S.A. (CR)	2.88	0.35 #	2.87	01/04/2026	2.8	2.8	2.88	2.88	2.859 2884@2.88	9683@2.88	---	2024	91,759	240	262,312.51	668,160.00	2.76	3.125	65101015
90,167,100	0.500	0.7515	0.8041	---	20/05/2025	24/05/2021	---	AEGEAN AIRLINES (CR)	11.82	-3.59 €	12.26	01/04/2026	11.8	11.8	12.06	11.82	11.893 3134@11.82	305@11.84	---	---	82,429	782	980,322.86	1,065,775.12	10.8	15.36	40501010
204,002,463	0.300	---	---	---	12/08/2008	07/01/2025	---	AKTOR S.A. HOLDING CO. (CR)	9.98	-0.40 €	10.02	01/04/2026	10.02	9.71	10.02	9.98	9.823 2622@9.94	2000@9.99	---	---	178,603	759	1,754,478.36	2,035,944.58	9.25	11.7	50101010
103,423,291	0.570	---	0.4134	---	25/06/2025	28/08/2024	---	GEK TERNA (CR)	35.48	0.34 #	35.36	01/04/2026	34.26	34.26	35.7	35.48	35.216 229@35.36	240@35.48	---	---	177,888	1,941	6,264,580.68	3,669,458.36	25.28	37.58	50101010
369,270,000	2.48	0.25	0.4	---	21/07/2025	12/12/2001	---	PPC (CR)	18.69	1.03 #	18.5	01/04/2026	18.5	18.13	18.79	18.69	18.594 854@18.62	538@18.69	---	---	526,431	3,087	9,788,303.07	6,901,656.30	16.28	20.56	65101015
309,544,087	1.00	0.33	0.7862	---	23/04/2025	07/02/2024	---	ATHENS INTL AIRPORT (CR)	10.45	-2.06 €	10.67	01/04/2026	10.7	10.45	10.71	10.45	10.551 713@10.45	13@10.46	---	2025	85,131	795	898,180.46	3,234,735.71	9.92	12	50206060
914,715,153	1.00	0.3643	0.4442	0.221	10/11/2025	29/08/2018	---	NATIONAL BANK (CR)	13.11	-1.43 €	13.3	01/04/2026	13.2	13.015	13.475	13.11	13.201 5893@13.11	102@13.15	---	---	2,365,787	4,804	31,230,599.071	1,991,915.66	12.06	16.005	30101010
27,728,682	0.260	(0.06)	0.065	---	14/07/2025	24/07/2024	---	EKTER SA (CR)	3.52	-1.95 €	3.59	01/04/2026	3.57	3.465	3.57	3.52	3.511 701@3.49	1198@3.52	---	---	43,222	226	151,751.44	97,604.96	3.28	4.59	50101010
375,241,586	0.390	0.04	0.0901	---	26/06/2025	14/07/2006	---	ELVALHALCOR (CR)	3.59	-3.75 €	3.73	01/04/2026	3.66	3.54	3.68	3.59	3.617 1814@3.59	23568@3.63	---	---	225,300	1,041	814,960.66	1,347,117.29	3.21	5.07	55102015
348,192,005	0.040	---	---	0.5029	22/12/2025	24/03/2025	---	ELLAKTOR (CR)	1.262	-0.63 €	1.27	01/04/2026	1.25	1.236	1.266	1.262	1.25 1927@1.26	2380@1.26	---	---	158,412	368	198,065.73	439,418.31	1.134	1.516	50101010
60,348,000	0.420	0.2504	0.3025	---	23/06/2025	04/08/2021	---	HELLENIC EXCHANGES-A.S.E. (CR)	7	---	7	01/04/2026	7	7	7	7	7 500@6.96	1250@7.02	---	---	75,260	103	526,820.00	422,436.00	5.72	7.26	30202015
106,500,000	0.600	0.1	0.07	---	22/07/2025	13/09/2021	---	EYDAP S.A. (CR)	9.15	-1.82 €	9.32	01/04/2026	9.04	9.02	9.28	9.15	9.127 98@9.14	4806@9.15	---	---	70,486	472	643,312.72	974,475.00	7.02	9.56	65102030
114,320,400	0.100	---	---	---	26/11/2021	05/08/2019	---	IKTINOS HELLAS SA (CR)	0.32	-0.16 €	0.3205	01/04/2026	0.317	0.3145	0.3215	0.32	0.317 230@0.316	21499@0.320	---	---	52,104	90	16,517.56	36,582.53	0.302	0.4535	50101035
110,782,980	0.750	1.8415	1.4337	0.3579	23/12/2025	04/11/2013	---	MOTOR OIL (CR)	38.9	1.57 #																	

Number of Outstanding Securities	Nominal Value	Dividends [1]			Date of Last Coupon		Note	Shares	Closing price	% change	Previous closing price/date	Open price	Price min	Price max	Last price	Avg price	Last Bid [7]	Last Ask [7]	P/E after tax	Year	Volume	Trades	Transactions Value[8]	Company Mkt Value (thou. €)	Year low	Year high	Sector[4]	
2023	2024	2025	Dividend [2]	Right																								
221,322,426	1.15	(0.1467)	(0.19)	---	23/06/2025	09/07/2025	---	OPTIMA BANK (CR)	8.4	-3.34	€ 8.69	01/04/2026	8.69	8.31	8.69	8.4	8.44	410@8.37	215@8.40	---	---	181,931	664	1,535,518.00	1,859,108.38	7.59	10.1	30101010
1,235,953,028	0.930	0.0632	---	---	10/07/2024	03/06/2025	---	PIRAEUS BANK (CR)	7.4	-0.83	€ 7.462	01/04/2026	7.246	7.202	7.4	7.4	7.318	609@7.37	750@7.41	---	---	6,538,988	7,388	47,852,833.28	9,146,052.41	6.53	8.99	30101010

Main Market - Medium Liquidity Class

13,126,020	0.660	0.1376	0.1713	---	16/12/2025	04/09/2020	---	AS COMPANY SA (CR)	3.9	-0.51	€ 3.92	01/04/2026	3.89	3.83	3.9	3.9	3.878	465@3.84	991@3.90	---	---	16,732	37	64,892.29	51,191.48	3.62	4.17	40401030
14,000,000	1.95	0.26	0.5	---	24/06/2025	26/03/2024	---	ALPHA REAL ESTATE (CR)	7.1	-0.56	€ 7.14	01/04/2026	7.14	7.1	7.14	7.1	7.12	45@7.10	200@7.20	---	---	3,005	50	21,394.70	99,400.00	6.94	7.58	35101015
3,150,744	0.360	0.563	0.5842	---	27/05/2025	02/06/2020	---	ALPHA TRUST HOLDINGS (CR)	17.55	-1.13	€ 17.75	01/04/2026	17.5	17.1	17.9	17.55	17.633	2@17.50	148@17.60	---	---	1,942	28	34,243.50	55,295.56	11.9	18.7	30202010
48,624,764	0.080	0.7	0.85	---	10/04/2025	05/12/2022	---	AUTOHELLAS SA (CR)	11	-1.08	€ 11.12	01/04/2026	10.78	10.78	11.22	11	11.03	204@10.98	35@11.00	---	---	25,425	230	280,428.34	534,872.40	10.68	13.44	40401030
178,157,803	0.040	---	---	---	01/07/2008	21/02/2020	---	AVE (CR)	0.46	-1.08	€ 0.465	01/04/2026	0.464	0.451	0.464	0.461	0.458	642@0.451	1000@0.460	---	---	12,603	38	5,769.88	81,952.59	0.423	0.49	40301010
47,149,827	2.10	---	0.135	0.08	05/11/2025	27/12/2024	---	BRIQ PROPERTIES (CR)	2.97	-1.33	€ 3.01	01/04/2026	2.97	2.97	3	2.97	2.988	500@2.98	2142@3.00	---	---	17,750	39	53,044.55	140,034.99	2.86	3.12	35102000
101,123,806	0.360	---	---	---	22/07/2010	28/06/2011	---	CENTRIC HOLDINGS (CR)	0.276	-7.07	€ 0.297	01/04/2026	0.291	0.276	0.295	0.276	0.287	16199@0.276	600@0.284	---	---	277,986	185	79,645.98	27,910.17	0.276	0.42	40203040
784,500	10.00	0.5008	0.4	0.15	02/12/2025	31/07/2018	---	CNL CAPITAL (CR)	6.6	-0.75	€ 6.65	01/04/2026	6.6	6.55	6.6	6.55	6.58	60@6.55	100@6.60	---	2024	205	4	1,348.80	5,177.70	6.3	7.6	30202010
10,567,700	0.300	---	---	---	06/10/2005	13/02/2002	---	CPI SA (CR)	0.516	2.38	# 0.504	01/04/2026	0.516	0.516	0.516	0.516	0.516	200@0.475	1415@0.500	---	---	970	2	500.52	5,452.93	0.442	0.646	10102030
1,618,012,407	0.050	---	---	---	04/06/2008	16/10/2024	---	CrediaBank (CR)	0.98	-6.49	€ 1.048	01/04/2026	0.91	0.871	1	0.98	0.948	504@0.978	500@0.981	---	---	15,490,482	9,185	14,688,701.13	1,585,652.16	0.871	1.722	30101010
18,680,300	0.050	---	---	---	06/07/2022	---	---	DIMAND (CR)	12.5	4.60	# 11.95	01/04/2026	11.85	11.75	12.5	12.5	12.051	200@12.25	43@12.50	---	---	60,313	113	726,848.80	233,503.75	10.95	13.5	35101010
15,333,480	0.100	---	0.04	---	07/07/2025	02/02/2026	---	E.I.N.S. (CR)	1.486	-2.88	€ 1.53	01/04/2026	1.512	1.45	1.512	1.486	1.482	1200@1.46	223@1.49	---	---	62,873	121	93,157.00	22,785.55	1.38	2.115	50205020
121,168,897	0.040	---	---	---	07/07/2010	16/01/2024	5160	FRIGOGLASS SA (CR)	0.331	0.61	# 0.329	01/04/2026	0.314	0.314	0.334	0.331	0.32	1300@0.317	5000@0.336	---	2024	22,482	32	7,200.13	40,106.90	0.291	0.5	50204000
169,043,561	0.300	---	0.02	---	17/07/2025	28/11/2022	---	LAVIPHARM SA (CR)	1.216	1.16	# 1.202	01/04/2026	1.158	1.156	1.23	1.216	1.207	2510@1.20	3470@1.22	---	---	189,390	215	228,593.43	205,556.97	0.937	1.458	20103015
4,740,000	0.860	---	---	---	14/03/2003	---	---	LOGISMOS S.A. (CR)	2.08	---	↘ 2.08	01/04/2026	---	---	---	---	---	200@2.02	300@2.08	---	2024	---	---	---	9,859.20	1.96	2.58	10101015
17,120,280	0.940	0.12	0.3	---	26/05/2025	26/06/2023	---	LOULIS FOOD (CR)	3.66	0.27	# 3.65	01/04/2026	3.7	3.61	3.7	3.64	3.665	80@3.61	100@3.64	---	---	4,975	22	18,231.00	62,660.22	3.42	4.1	45102020
4,419,616	1.58	0.06	0.13	---	07/07/2025	04/03/2015	---	MEDICON S.A (CR)	2.42	-0.41	€ 2.43	01/04/2026	2.42	2.38	2.42	2.38	2.417	69@2.37	2175@2.40	---	---	1,100	3	2,658.15	10,695.47	2.32	2.75	20102010
468,700	2.8	2.4	---	---	12/06/2025	21/05/2004	---	MERMEREN KOMB. A.D. PR. (GDR)	31.8	-3.05	€ 32.8	01/04/2026	31.8	31.8	31.8	31.8	31.8	30@31.00	50@32.40	---	2024	200	2	6,360.00	14,904.66	31	36.2	55102000
10,500,000	0.950	0.15	0.25	---	04/07/2025	21/07/2023	---	MEVACO SA (CR)	8.85	-2.21	€ 9.05	01/04/2026	9.05	8.45	9.05	8.85	8.587	231@8.60	393@8.85	---	2024	2,030	24	17,431.10	92,925.00	8.3	9.85	55102015
153,908,095	0.870	0.0229	0.0248	---	11/09/2025	02/08/2024	---	ORILINA PROPERTIES REIC (CR)	0.814	-0.73	€ 0.82	01/04/2026	0.816	0.808	0.818	0.814	0.812	999@0.810	97@0.814	---	---	30,404	38	24,682.45	125,281.19	0.77	0.886	35102000
14,101,683	0.100	0.0526	0.1091	---	03/06/2025	02/11/2021	---	PERFORMANCE TECHNOLOGIES (CR)	7.73	1.98	# 7.58	01/04/2026	7.37	7.37	7.8	7.73	7.656	606@7.70	179@7.73	---	---	25,527	156	195,443.58	109,006.01	6.62	8.92	10101010
24,823,934	0.230	0.049	0.0647	---	01/07/2025	08/06/2022	---	PROFILE SA (CR)	7.09	-0.98	€ 7.16	01/04/2026	7	6.9	7.09	7.09	7.002	473@7.02	364@7.09	---	---	28,043	177	196,344.72	176,001.69	6	8.12	10101010
35,377,749	0.280	---	---	---	18/07/2005	22/12/2025	---	QUALITY & RELIABILITY SA (CR)	1.128	-2.76	€ 1.16	01/04/2026	1.16	1.12	1.16	1.128	1.127	500@1.12	1388@1.13	---	---	34,746	116	39,161.40	39,906.10	1	1.43	10101010
107,222,688	0.440	0.22	0.3	---	23/06/2025	16/03/2022	---	QUEST HOLDINGS (CR)	6.35	-0.16	€ 6.36	01/04/2026	6.31	6.23	6.35	6.35	6.317	475@6.23	99@6.35	---	---	11,224	93	70,903.79	680,864.07	6.07	7.22	10101010
30,703,824	0.400	0.04	0.0509	---	19/08/2025	06/08/2021	---	REAL CONSULTING (CR)	5.48	-4.53	€ 5.74	01/04/2026	5.7	5.38	5.7	5.48	5.487	150@5.40	2610@5.48	---	---	40,846	137	224,125.62	168,256.96	4.95	6.56	10101010
6,456,530	1.08	0.16	0.15	---	21/07/2025	02/08/2010	---	SPACE HELLAS SA (CR)	6.02	-4.44	€ 6.3	01/04/2026	6.18	5.92	6.18	6.02	6.01	1772@6.00	100@6.10	---	---	6,962	60	41,843.52	38,868.31	5.92	8.48	15101010
121,132,042	1.60	0.08	0.1	0.0651	30/12/2025	10/11/2023	---	TRADE ESTATES REIC (CR)	1.885	-1.05	€ 1.905	01/04/2026	1.91	1.885	1.91	1.885	1.895	198@1.89	1940@1.89	---	---	23,191	36	43,935.86	228,333.90	1.81	2.02	35102045
17,190,046	0.300	---	---	---	16/11/1992	09/10/2025	---	UNIBIOS (CR)	2.57	-2.65	€ 2.64	01/04/2026	2.56	2.53	2.6	2.57	2.548	835@2.53	500@2.58	---	---	5,092	33	12,976.42	44,178.42	2.13	2.97	50204000
37,975,800	0.600	---	---	---	10/09/2019	01/04/2026	---	YKNOT (CR)	0.904	-6.80	€ 0.97	01/04/2026	0.98	0.896	0.98	0.904	0.923	160@0.904	2253@0.924	---	---	76,447	159	70,537.45	34,330.12	0.7326	1.7394	40501015
32,413,681	0.370	---	---	---	15/07/2009	11/05/2000	---	ALUMIL (CR)	5.68	-1.04	€ 5.74	01/04/2026	5.56	5.44	5.78	5.68	5.611	330@5.66	300@5.74	---	---	46,258	122	259,549.96	184,109.71	5	6.88	55102035
3,734,164	3.44	0.4954	0.5896	---	14/10/2025	19/07/2022	---	ANDROMEDA SA (CR)	8.1	---	↘ 8.1	01/04/2026	7.96	7.96	8.14	8.1	8.057	72@8.10	266@8.14	---	2025	12,854	70	103,567.12	30,246.73	7.58	9.1	30204000
15,300,000	0.300	---	0.01	---	09/10/2025	13/12/1999	---	ATTICA PUBLICATIONS SA (CR)	1.31	---	↘ 1.31	01/04/2026	1.31	1.27	1.32	1.31	1.284	125@1.26	222@1.31	---	---	660	13	847.61	20,043.00	1.17	1.44	40301030
23,986,500	1.00	---	---	---	26/06/2009	25/08/2025	---	BIOKARPET S.A.(CR)	1.53	-1.92	€ 1.56	01/04/2026	1.505	1.49	1.53	1.53	1.51	500@1.50	1559@1.53	---	---	24,752	71	37,371.14	36,699.35	1.45	2.06	50101035
6,325,000	0.600	0.145	0.07	---	28/07/2025	17/02/2014	---	VOYATZOGLOU (CR)	2.08	---	↘ 2.08																	

Number of Outstanding Securities	Nominal Value	Dividends [1]			Date of Last Coupon		Note	Shares	Closing price	% change	Previous closing price/date	Open price	Price min	Price max	Last price	Avg price	Last Bid [7]	Last Ask [7]	P/E after tax	Year	Volume	Trades	Transactions Value[8]	Company Mkt Value (thou. €)	Year low	Year high	Sector[4]	
		2023	2024	2025	Dividend [2]	Right																						
15,878,748	0.480	---	---	---	10/07/2006	22/03/2004	---	DOMIKI KRITIS SA (CR)	1.965	-0.51	€ 1.975	01/04/2026	1.975	1.89	1.975	1.965	1.928	120@1.93	500@1.96	---	---	8,584	53	16,547.37	31,201.74	1.89	2.65	50101010
34,720,000	0.310	---	---	---	16/06/2010	01/08/2007	---	DROMEAS SA (CR)	0.324	-0.61	€ 0.326	01/04/2026	0.315	0.315	0.324	0.324	0.317	500@0.315	1453@0.324	---	---	600	2	189.90	11,249.28	0.308	0.39	40202015
13,673,200	0.420	0.05	0.05	---	19/08/2025	26/07/2001	---	EVROFARMA (CR)	3.29	-4.64	€ 3.45	01/04/2026	3.45	3.26	3.45	3.29	3.276	280@3.28	1918@3.29	---	---	8,392	43	27,489.10	44,984.83	3.02	4.07	45102020
18,146,007	1.00	---	---	---	23/08/2023	10/09/2010	---	ELASTRON (CR)	2.28	4.59	# 2.18	01/04/2026	2.16	2.11	2.28	2.28	2.183	40@2.11	1860@2.28	---	---	3,947	28	8,617.69	41,372.90	2.02	2.65	55102010
3,307,500	0.210	0.4	0.4	---	23/10/2025	30/11/2022	---	ELVE SA (CR)	5.2	-0.95	€ 5.25	01/04/2026	5.2	5.2	5.35	5.2	5.203	1523@5.20	200@5.30	---	2024	3,577	10	18,611.90	17,199.00	5	5.8	40204020
23,828,130	0.500	0.108	0.1366	---	14/07/2025	17/02/2009	---	ELINOIL S.A. (CR)	2.17	-1.36	€ 2.2	01/04/2026	2.2	2.14	2.2	2.17	2.165	59@2.16	249@2.19	---	---	1,811	21	3,921.24	51,707.04	2.11	2.59	60101020
19,864,886	5.60	0.672	0.672	---	23/04/2025	02/07/2008	---	BANK OF GREECE (CR)	15.15	-0.33	€ 15.2	01/04/2026	15.2	14.95	15.2	15.15	15.036	217@15.00	1548@15.15	---	2025	9,054	60	136,134.25	300,953.02	14.8	17.5	30101010
26,730,187	0.520	---	0.07	---	09/07/2025	01/08/2017	---	ELTON SA (CR)	1.73	-2.26	€ 1.77	01/04/2026	1.76	1.68	1.76	1.73	1.733	50@1.72	4997@1.73	---	---	30,071	87	52,112.12	46,243.22	1.62	2.22	50205010
36,300,000	1.12	0.0276	0.055	---	01/07/2025	12/12/2007	---	THESSALONIKA WATER & SEWERAGE	3.73	-1.84	€ 3.8	01/04/2026	3.79	3.73	3.8	3.73	3.766	1349@3.72	300@3.78	---	---	7,805	44	29,396.23	135,399.00	3.4	4.02	65102030
143,352,325	0.260	---	---	---	29/08/2022	28/04/2025	---	EVROPI HOLDINGS S.A. (CR)	1.9	-0.26	€ 1.905	01/04/2026	1.875	1.855	1.9	1.9	1.879	500@1.86	7045@1.90	---	---	25,269	68	47,492.96	272,369.42	1.77	2.34	30302025
86,735,980	0.310	0.02	---	---	22/07/2024	07/09/2023	---	ATHENS MEDICAL CENTER SA (CR)	1.695	-2.02	€ 1.73	01/04/2026	1.72	1.67	1.72	1.695	1.689	700@1.67	198@1.70	---	---	4,658	34	7,865.16	147,017.49	1.565	2.07	20101010
14,111,198	0.450	(0.0133)	0.07	---	31/07/2025	09/01/2025	---	ILYDA S.A. (CR)	4.08	-2.86	€ 4.2	01/04/2026	4.2	4.05	4.2	4.08	4.101	645@4.08	82@4.14	---	2024	6,305	39	25,853.83	57,573.69	3.74	5.52	10101015
45,417,399	0.100	---	---	---	25/07/2008	02/04/2024	---	INTERWOOD-XYLEMPORIA (CR)	0.232	4.50	# 0.222	01/04/2026	0.215	0.215	0.238	0.232	0.218	2338@0.215	1722@0.232	---	---	20,860	18	4,538.43	12,536.13	0.201	0.274	50101020
18,567,912	0.590	0.16	0.201	---	02/07/2025	26/01/2021	---	INTERLIFE G.C.I.(CR)	5.86	-3.62	€ 6.08	01/04/2026	6	5.84	6.08	5.84	5.913	200@5.84	250@5.90	---	2024	3,795	34	22,440.96	108,807.96	5.56	6.98	30302025
8,424,900	0.500	---	---	---	12/07/2010	04/07/2019	---	INTERTECH SA (CR)	1.27	3.67	# 1.225	01/04/2026	1.11	1.11	1.27	1.27	1.258	450@1.23	500@1.28	---	2024	24,831	60	31,247.58	10,699.62	0.99	1.5	50205010
19,804,134	0.150	---	---	---	01/07/2004	06/11/2017	---	KEKROPS SA (CR)	1.585	-3.06	€ 1.635	01/04/2026	1.59	1.57	1.635	1.585	1.6	603@1.59	30@1.60	---	2024	8,681	41	13,891.26	31,389.55	1.53	2.35	35101010
11,510,102	0.890	---	---	---	24/06/2005	06/10/1999	---	NAFPAKTOS TEXTILE (CR)	1.325	-1.85	€ 1.35	01/04/2026	1.36	1.3	1.36	1.325	1.304	200@1.29	1120@1.33	---	---	8,190	27	10,679.25	15,250.89	1.26	1.69	55101020
21,224,340	0.420	---	---	---	06/09/2022	25/04/2006	---	KORDELLOS BROS SA (CR)	0.418	1.21	# 0.413	01/04/2026	0.413	0.402	0.418	0.418	0.409	1000@0.409	379@0.418	---	2024	5,228	14	2,137.35	8,871.77	0.366	0.554	55102010
33,065,136	0.380	0.3506	0.4007	---	21/08/2025	16/09/2013	---	KRI-KRI S.A. (CR)	21.95	-3.30	€ 22.7	01/04/2026	21.45	21.45	22.2	21.95	22.033	45@21.95	51@22.00	---	2024	19,521	150	430,104.95	725,779.74	19.18	24.65	45102020
6,200,000	0.500	---	---	---	22/06/2010	01/11/1995	---	MINERVA KNITWEAR (CR)	0.54	---	~ 0.54	01/04/2026	0.528	0.52	0.548	0.54	0.538	499@0.540	250@0.560	---	---	683	16	367.15	3,348.00	0.473	0.772	40204020
5,939,268	0.620	---	---	---	10/07/2003	03/01/2002	---	LANAKAM SA (CR)	1.25	0.81	# 1.24	01/04/2026	1.25	1.25	1.25	1.25	1.25	500@1.14	70@1.23	---	---	1	1	1.25	7,424.09	0.96	1.43	40401020
9,819,370	0.500	---	---	---	14/08/2007	09/01/2004	---	MATHIOS REFRACTORY SA (CR)	0.64	2.40	# 0.625	01/04/2026	0.615	0.605	0.645	0.64	0.631	97@0.630	100@0.645	---	---	1,204	19	759.29	6,284.40	0.59	0.97	55101000
30,150,000	0.360	0.122	0.1335	---	17/06/2025	25/04/2019	---	MOTODYNAMICS S.A. (CR)	2.46	0.82	# 2.44	01/04/2026	2.42	2.41	2.48	2.47	2.436	50@2.38	122@2.48	---	---	17,376	49	42,330.04	74,169.00	2.23	2.7	40401030
6,340,000	0.600	0.2	0.23	0.23	09/12/2025	11/01/2024	---	NAKAS MUSIC	3.48	-0.57	€ 3.5	01/04/2026	3.5	3.4	3.52	3.48	3.488	9@3.48	47@3.50	---	---	74	7	258.12	22,063.20	3.24	3.92	40401030
126,431,958	2.50	0.025	0.043	---	03/06/2025	05/06/2024	---	NOVAL PROPERTY REIC (CR)	2.58	-0.77	€ 2.6	01/04/2026	2.56	2.56	2.61	2.58	2.584	2252@2.56	450@2.58	---	2025	12,483	39	32,258.55	326,194.45	2.51	2.92	35102045
10,080,000	3.00	1.3	2	---	16/05/2025	27/08/2001	---	TPA SA (CR)	34.3	-1.72	€ 34.9	01/04/2026	34.8	34.1	34.8	34.3	34.228	63@34.30	50@34.40	---	---	303	16	10,371.20	345,744.00	33.2	38.8	50206060
25,000,000	2.00	1.336	1.92	---	04/08/2025	08/08/2003	---	P.P.A. S.A. (CR)	37.7	2.03	# 36.95	01/04/2026	36.95	36.5	37.7	37.7	36.817	5@36.70	184@37.70	---	2025	6,868	234	252,862.15	942,500.00	35.4	41.1	50206060
68,926,799	0.240	---	---	---	07/07/2023	---	---	ONYX TOURISTIKI S.A. (CR)	1.385	-1.07	€ 1.4	01/04/2026	1.4	1.37	1.4	1.385	1.384	500@1.37	2200@1.39	---	---	24,000	44	33,205.15	95,463.62	1.33	2.22	40401020
4,971,466	1.46	---	---	---	04/07/2007	08/10/2003	---	PAIRIS SA (CR)	0.84	1.70	# 0.826	01/04/2026	0.856	0.84	0.856	0.84	0.841	400@0.800	496@0.840	---	---	204	3	171.58	4,176.03	0.73	0.984	50203030
27,098,594	0.540	0.0702	0.0605	0.0404	07/10/2025	14/01/2021	---	PAPOUTSANIS (CR)	3.48	---	~ 3.48	01/04/2026	3.48	3.4	3.5	3.48	3.463	642@3.48	100@3.51	---	2025	2,842	26	9,841.43	94,303.11	3.32	4.06	45201020
7,070,400	0.930	0.8645	0.3242	---	11/07/2025	06/05/2016	---	PETROPOULOS PETROS (CR)	7.8	-1.76	€ 7.94	01/04/2026	7.98	7.78	7.98	7.8	7.885	75@7.78	500@7.86	---	---	5,276	36	41,600.28	55,149.12	7.7	8.98	50206015
43,741,452	0.660	0.2388	0.2391	0.07	19/01/2026	01/11/1999	---	THRACE PLASTICS SA (CR)	3.735	-0.40	€ 3.75	01/04/2026	3.71	3.705	3.745	3.735	3.73	50@3.71	853@3.73	---	---	17,877	76	66,686.30	163,374.32	3.55	4.535	50203015
24,319,250	0.300	---	---	---	09/07/2002	04/07/2007	5165	PROODEFTIKH SA (CR)	0.31	-7.19	€ 0.334	01/04/2026	0.324	0.292	0.324	0.31	0.302	1000@0.308	500@0.316	---	---	38,877	44	11,721.79	7,538.97	0.292	0.5	50101010
21,912,599	0.300	0.0485	0.0483	---	29/04/2025	23/02/2007	---	REVOIL (CR)	1.585	-1.25	€ 1.605	01/04/2026	1.605	1.56	1.605	1.585	1.584	50@1.56	500@1.58	---	---	11,250	31	17,815.00	34,731.47	1.535	1.86	60101020
13,582,223	1.35	---	---	---	24/06/2008	02/02/2016	---	SIDMA STEEL (CR)	1.515	1.00	# 1.5	01/04/2026	1.485	1.455	1.515	1.515	1.481	100@1.48	2000@1.51	---	---	7,920	25	11,726.30	20,577.07	1.455	2.12	55102010
40,693,350	5.00	---	---	---	03/07/2006	26/05/2015	---	TECHNICAL OLYMPIC SA (CR)	2.21	-1.34	€ 2.24	01/04/2026	2.22	2.18	2.22	2.21	2.207	1										

Number of Outstanding Securities	Nominal Value	Dividends [1]			Date of Last Coupon		Note	Shares	Closing price	% change	Previous closing price/date	Open price	Price min	Price max	Last price	Avg price	Last Bid [7]	Last Ask [7]	P/E after tax	Year	Volume	Trades	Transactions Value[8]	Company Mkt Value (thou. €)	Year low	Year high	Sector[4]		
		2023	2024	2025	Dividend [2]	Right																							
243,164,193	0.300	0.07	0.07	---	12/09/2025	05/12/2023	---	ATTICA HOLDINGS (CR)	1.53	-4.67	€ 1.605	01/04/2026	1.635	1.53	1.635	1.53	1.581	70@1.53	2000@1.56	---	---	14,991	57	23,707.51	372,041.22	1.5	2.06	40501015	
11,943,624	0.540	0.15	0.165	---	01/07/2025	30/08/2019	---	FLEXOPACK SA (CR)	7.85	---	↘ 7.85	01/04/2026	7.9	7.9	7.9	7.9	7.9	300@7.55	123@7.90	---	---	1	1	7.90	93,757.45	7.4	8.6	50203030	
244,737,498	0.500	0.02	0.03	0.04	26/03/2026	28/12/2023	---	TRASTOR REAL EST. INV. CO.(CR)	1.2	---	↘ 1.2	01/04/2026	1.2	1.18	1.2	1.18	1.193	200@1.19	20@1.20	---	2025	320	3	381.60	293,685.00	1.15	1.38	35102000	
18,810,000	0.400	0.0381	0.0591	---	20/10/2025	14/11/2007	---	VARVERIS - MODA BAGNO SA (CR)	6.08	-0.33	€ 6.1	01/04/2026	6	6	6.24	6.08	6.072	127@6.00	400@6.10	---	---	1,256	20	7,626.68	114,364.80	5.16	6.26	40401025	
3,417,600	0.100	0.016	---	---	04/07/2024	02/04/2024	---	INTERWOOD-XYLEMPORIA (PR)	0.585	---	↘ 0.585	01/04/2026	0.64	0.635	0.64	0.635	0.64	500@0.550	85@0.625	---	---	80	2	51.18	12,536.13	0.4	0.64	50101020	
2,760,000	11.83	12.4	14	---	30/05/2025	16/07/1990	---	KARELIA (CR)	374	-0.53	€ 376	01/04/2026	374	372	376	376	374.038	5@374.00	12@376.00	---	---	158	32	59,098.00	1,032,240.00	354	382	45103010	
21,364,000	1.12	---	---	---	21/08/2023	08/03/2023	---	LAMPASA HOTEL SA (CR)	47.6	-0.83	€ 48	01/04/2026	47.8	47.6	47.8	47.6	47.7	50@48.00	50@48.40	---	---	100	2	4,770.00	1,016,926.40	42.2	48	40501025	
38,566,614	0.700	---	---	---	21/07/2008	07/07/2025	---	MOUZAKIS (CR)	0.58	---	↘ 0.58	01/04/2026	0.56	0.56	0.56	0.56	0.56	250@0.560	500@0.595	---	---	50	1	28.00	22,368.64	0.55	0.69	55101020	
42,500,000	1.00	0.0383	0.0538	0.1673	21/11/2025	13/09/2023	---	MPL KEDROS (CR)	4.36	0.23	# 4.35	01/04/2026	4.35	4.34	4.41	4.35	4.354	400@4.30	99@4.35	---	---	2,001	12	8,711.91	185,300.00	4.23	4.41	35102000	
27,379,200	0.980	0.5001	0.52	---	25/08/2025	29/08/2022	---	CRETE PLASTICS SA (CR)	13.6	-2.86	€ 14	01/04/2026	13.6	13.6	13.6	13.6	13.6	68@13.70	1151@14.50	---	---	70	2	952.00	372,357.12	13.2	15.9	50203015	
255,494,534	2.71	0.247	0.705	0.216	15/12/2025	30/09/2021	---	PRODEA (CR)	5.6	-0.88	€ 5.65	01/04/2026	5.7	5.55	5.7	5.6	5.65	360@5.55	2921@5.60	---	---	5,676	20	32,070.30	1,430,769.39	5.2	6.1	35102000	
4,181,450	0.500	---	---	---	21/08/2000	05/03/2002	---	FLOUR MILLS SARANTOPOULOS SA	1.46	---	↘ 1.46	01/04/2026	---	---	---	---	---	---	---	---	---	---	---	---	---	6,104.92	1.12	1.46	45102020
1,011,000	1.00	---	---	---	01/07/2004	11/12/2012	5193	TRIA ALFA SA (CR)	4.86	---	↘ 4.86	01/04/2026	5	5	5	5	5	30@4.50	100@5.30	---	2024	19	1	95.00	4,913.46	4.64	7.5	55101020	

Exchange Traded Funds (ETFs)

1,345,078	---	---	---	---	15/06/2016	---	---	ALPHA ETF FTSE Athex Large Cap	54.19	-1.00	€ 54.74	01/04/2026	53.75	53.75	54.62	54.19	54.091	500@53.89	4000@54.25	---	---	1,562	97	84,490.78	---	51.03	66.71	12003
-----------	-----	-----	-----	-----	------------	-----	-----	--------------------------------	-------	-------	---------	------------	-------	-------	-------	-------	--------	-----------	------------	-----	-----	-------	----	-----------	-----	-------	-------	-------

Surveillance

8,321,682	0.670	---	---	---	17/08/2007	23/11/1999	---	N. LEVENTERIS (CR)	0.292	---	↘ 0.292	01/04/2026	0.29	0.28	0.29	0.28	0.285	---	5500@0.280	---	2024	1,100	2	314.00	2,825.31	0.252	0.32	55102010	
2,160,524	0.670	---	---	---	03/12/2018	23/11/1999	---	N. LEVENTERIS (PR)	0.183	---	↘ 0.183	01/04/2026	---	---	---	---	---	972@0.183	---	---	2024	---	---	---	---	2,825.31	0.165	0.2	55102010

Suspension Status

13,191,620	0.620	---	---	---	04/08/2010	09/09/2002	5232	YALCO - CONSTANTINOU (CR)	0.16	---	↘ 0.16	30/05/2025	---	---	---	---	---	---	26032@0.162	---	---	---	---	---	---	2,110.66	0.16	0.16	40202020	
17,579,754	4.16	---	---	---	18/08/2006	02/08/2010	---	BIOTER SA (CR)	0.206	---	↘ 0.206	30/05/2025	---	---	---	---	---	---	---	---	---	---	---	---	---	---	3,621.43	0.206	0.206	50101010
3,961,300	1.28	---	---	---	29/06/2004	03/08/2000	5248	DUROS SA (CR)	0.25	---	↘ 0.25	24/04/2023	---	---	---	---	---	---	---	---	---	---	---	---	---	---	990.33	0.25	0.25	40204020
15,842,391	1.51	---	---	---	15/07/2009	12/05/2000	5141	BITROS HOLDING SA (CR)	0.51	---	↘ 0.51	30/05/2025	---	---	---	---	---	---	---	---	---	---	---	---	---	---	8,079.62	0.51	0.51	55102010
28,438,268	0.070	---	---	---	21/08/2006	24/11/1999	5253	SPIROY AGRICULTURE SA (CR)	0.138	---	↘ 0.138	30/05/2025	---	---	---	---	---	---	---	---	---	---	---	---	---	---	3,924.48	0.138	0.138	45102010

Shares' Notes

Code	Note text
()	- Adjusted dividends.
*	- Last adjusted closing price.
[1]	- Net dividends.
[2]	- The "Date of Last Coupon" for New listings refers to the date company's stocks started to trade in Athex
[3]	- The Company Market Value is referred to the number of outstanding shares
[4]	- Sectors codification can be found in Appendix A
[5]	- The Market Value refers to the total number of shares listed (including their several classes) in the exchange by the company.
[6]	- P/E greater than 100
[7]	- Last view of the Order Book before the end of the trading session
[8]	- All Blocks Methods' Transactions Value are included.
5141	- Transfer to the Surveillance Category as of 10/05/2017.
5160	- Transfer to the Surveillance Category as of 15/04/2016.
5165	- Transfer to the Surveillance Category as of 15/02/2018.
5193	- Transfer to the Surveillance Category as of 25/10/2018.
5232	- Transfer to the Under Surveillance Category from 08/04/2011.
5248	- Transfer to the Surveillance Category as of 06/09/20116.
5253	- Transfer to the Surveillance Category as of 14/5/2021.

Securities Blocks Details

Securities	Block Volume	Price	Block Trade Value	Time of approval	Note
NATIONAL BANK (CR)	42,005	13.28	557,826.40	11:00:44	20
METLEN PLC (CR)	49,839	33.78	1,683,561.42	11:33:05	20
METLEN PLC (CR)	49,839	33.80	1,684,558.20	11:34:36	20
PIRAEUS BANK (CR)	80,000	7.31	584,960.00	11:41:59	20
DIMAND (CR)	35,999	12.05	433,787.95	12:08:26	20
PIRAEUS BANK (CR)	134,834	7.28	982,130.86	12:23:35	20
TITAN (CB)	5,954	47.00	279,838.00	14:08:30	20
Allwyn AG (CR)	30,000	14.50	435,000.00	14:45:00	20
OPTIMA BANK (CR)	51,000	8.41	428,655.00	14:52:24	20
NATIONAL BANK (CR)	48,000	13.16	631,680.00	15:49:23	20
NATIONAL BANK (CR)	100,000	13.13	1,313,000.00	15:57:46	20
IDEAL HOLDINGS (CR)	128	5.90	755.20	16:23:10	18
NATIONAL BANK (CR)	200,000	13.10	2,619,000.00	16:24:00	20
AKTOR S.A. HOLDING CO. (CR)	52,000	9.70	504,400.00	16:24:53	20
BALLY'S INTRALOT (CR)	500,000	0.910	455,000.00	16:25:39	20
ALPHA BANK (CR)	1,000,000	3.30	3,296,000.00	16:27:34	20
METLEN PLC (CR)	20,000	33.64	672,800.00	16:46:57	20
FOURLIS (CR)	50,000	4.36	218,000.00	16:53:40	20

Blocks Notes

- 9 - Method 6-1 / Special Fees
- 10 - Method 6-1 / Special Fees, SDS
- 14 - Method 6-3 / Settlement, Incomplete Buy and Sell
- 18 - Method 6-2 / SPOT 1
- 19 - Method 6-2 / SPOT 2
- 20 - Method 6-1 and Method 6-1 Same Day Settlement
- 21 - Other Pre-agreed

Shares Rights Details

Occured date	Exercise from	Exercise until	Trading until	Rights	Price min	Price max	Closing price	Last Bid	Last Ask	Volume	Trades	Transactions Value
--------------	---------------	----------------	---------------	--------	-----------	-----------	---------------	----------	----------	--------	--------	--------------------

No Rights Transactions.

Forced Sales Details

Securities	Category of Security	Transactions Volume	Number of Trades	Transactions Value	Note
------------	----------------------	------------------------	---------------------	-----------------------	------

No Forced Transactions.

Forced Sales Notes

- 1 - Compulsory Public Forced Sales
- 2 - Forced Sales of Fixed Registered Shares
- 3 - Forced Sales of Remaining Fractional Shares

Exchange Traded Funds (ETFs) Characteristics

	Transactions Date (T)	Creation / Redemption	Units (T-1)	New Units (T-1)	Redemption Units (T-1)	Units (T) [1]	Fund Assets [2]	Net Unit Price	Dividend per Unit	Dividend Date
ALPHA ETF FTSE Athex Large Cap	02/04/2026	5,000	1,345,078	---	---	1,345,078	73,187,560.00	54.4114	1.15	01/07/2025

ETFs Notes

[1] - Units (T) = Units (T-1) + New Units (T-1) - Redemption Units (T-1)

[2] - The Creation / Redemption Units of T-1 are included.

Non Convertible Corporate Bonds - Regulated Market

Num Listed Bonds	Nominal price	Issue price	Today's Rate	Exp. Date	Duration (years)	Note	Coupon		Trading Unit	Corporate Bonds	Accrued Int.	Yield.T.Mat	Price min	Price max	Closing price	Previous closing price/date	Volume	Transactions Value	Last order		ear min	Year max		
							Common	Preferred											Price	Buy / Sell			Date	
150,000	1,000.00	1,000.00	2.65	22/10/2026	5	---	9	---	1	CPLP SHIPPING HOLDINGS PLC (Non Convertible)	12.3667	3.1730	99.5000	99.5000	99.5000	99.8170	01/04/2026	20,000	20,147.33	99.4100	B	32/04/2026	98.8100	100.5000
320,000	1,000.00	1,000.00	3.40	21/07/2027	7	---	12	---	1	LAMDA DEVELOPMENT S.A. (Non Convertible)	7.2722	3.7820	98.3251	99.6800	98.5851	99.6500	01/04/2026	43,000	42,714.61	98.3500	B	32/04/2026	97.5000	100.0000
200,000	1,000.00	1,000.00	1.90	23/03/2028	7	---	11	---	1	MOTOR OIL CORINTH REFINERIES SA (Non Convertible)	0.8444	3.1150	97.0500	97.2000	97.1409	97.3250	01/04/2026	11,000	10,694.79	97.0500	B	32/04/2026	96.8000	98.0000
150,000	1,000.00	1,000.00	2.60	22/10/2026	7	---	13	---	1	TERNA ENERGY FINANCE S.A. (Non Convertible)	12.1333	3.6180	99.0700	99.1000	99.0977	98.9900	01/04/2026	13,000	13,040.43	99.1000	B	32/04/2026	98.4189	99.7794
100,000	1,000.00	1,000.00	2.80	25/01/2027	5	---	9	---	1	PREMIA S.A. (Non Convertible)	5.6000	3.9770	98.5760	99.4000	98.6776	99.1000	31/03/2026	174,000	172,673.50	98.7200	B	32/04/2026	97.7000	99.5000
500,000	1,000.00	1,000.00	4.00	10/07/2030	7	---	6	---	1	METLEN ENERGY & METALS S.A. (Non Convertible)	9.5556	3.8110	99.0000	99.9000	99.1332	99.5040	01/04/2026	145,000	145,128.76	99.4100	B	32/04/2026	98.3000	101.4000
500,000	1,000.00	1,000.00	3.80	18/11/2032	7	---	1	---	1	LAMDA DEVELOPMENT S.A. (Non convertible)	14.8833	4.0300	97.0000	98.4800	98.4800	97.8500	01/04/2026	72,000	71,561.20	97.7000	B	32/04/2026	97.0000	99.9999
140,000	1,000.00	1,000.00	4.70	15/12/2030	5	---	1	---	1	AKTOR S.A. (Non convertible)	14.8833	4.3320	100.9100	101.5001	101.2156	101.9650	01/04/2026	45,000	46,216.77	101.5000	B	32/04/2026	100.6000	103.4900
500,000	1,000.00	1,000.00	3.20	29/09/2032	7	---	2	---	1	GEK TERNA S.A. (Non Convertible)	0.8000	3.9870	94.0000	96.0000	95.5500	95.8150	01/04/2026	145,000	137,803.11	95.2000	B	32/04/2026	94.0000	99.3790
500,000	1,000.00	1,000.00	2.75	03/07/2027	7	---	12	---	1	GEK TERNA S.A. (Non Convertible)	7.1042	3.6270	98.1500	98.5000	98.2297	98.5000	01/04/2026	174,000	172,234.52	98.1500	B	32/04/2026	97.8000	99.5000
300,000	1,000.00	1,000.00	2.30	20/07/2028	7	---	10	---	1	PRODEA REIC S.A. (Non Convertible)	4.9833	3.7160	96.0000	96.5000	96.0833	96.1500	01/04/2026	13,000	12,580.30	96.0000	B	32/04/2026	95.0000	97.5000
250,000	1,000.00	1,000.00	3.70	04/07/2032	7	---	2	---	1	AEGEAN AIRLINES S.A. (Non Convertible)	9.5583	3.7700	98.2000	100.0000	99.1042	100.5000	01/04/2026	37,000	37,022.21	98.8000	B	32/04/2026	98.0875	102.0999
250,000	1,000.00	1,000.00	2.45	16/11/2028	7	---	9	---	1	ELVALHALCOR S.A. (Non Convertible)	9.6639	3.2210	95.6000	97.2500	97.2500	96.0000	01/04/2026	63,000	61,511.92	96.8000	B	32/04/2026	94.9873	98.0000
120,000	1,000.00	1,000.00	2.65	06/12/2028	7	---	9	---	1	NOVAL PROPERTY REIC (Non Convertible)	8.9069	3.8290	95.1019	96.5000	96.0000	96.0000	01/04/2026	31,000	30,034.86	96.0000	B	32/04/2026	95.1019	99.9900
300,000	1,000.00	1,000.00	2.30	14/12/2028	7	---	9	---	1	GEK TERNA S.A. (Non Convertible)	7.2833	3.8760	95.0200	95.7500	95.1318	95.7500	01/04/2026	93,000	89,149.95	95.1000	B	32/04/2026	95.0000	97.2100
100,000	1,000.00	1,000.00	2.95	11/02/2027	5	---	9	---	1	SAFE BULKERS PARTICIPATIONS PLC (Non Convertible)	4.5889	4.1020	98.5000	98.6000	98.5977	98.9000	01/04/2026	44,000	43,584.91	98.6000	B	32/04/2026	97.8500	99.8500
100,000	1,000.00	1,000.00	4.40	26/07/2029	7	---	8	---	1	CPLP SHIPPING HOLDINGS PLC (Non Convertible)	8.8000	3.6620	100.3500	100.5000	100.4063	100.5000	01/04/2026	8,000	8,102.90	100.0001	B	32/04/2026	99.5100	102.8500
99,697	1,000.00	1,000.00	5.50	15/12/2028	5	---	5	---	1	IDEAL HOLDINGS S.A. (Non Convertible)	17.4167	4.1550	102.0000	102.0000	102.0000	101.4650	01/04/2026	15,000	15,561.25	101.8000	B	32/04/2026	101.4645	104.1000
200,000	1,000.00	1,000.00	4.25	23/01/2029	5	---	5	---	1	AUTOHELLAS S.A. (Non Convertible)	8.8542	3.6320	99.3500	100.7099	100.7099	99.5130	01/04/2026	51,000	51,437.88	100.7000	B	32/04/2026	99.5000	102.0000

Corporate Bonds Notes

Transactions Volume = (Pieces) * (Nominal Price). Transactions Value = (Pieces) * (Nominal Price) * (price %) + (Accrued interest).

The price of a Bond is stated as a percentage (%) of Bond's Nominal Price.

Nominal Price in Euros (€), except if it is noted differently.

Non Convertible Corporate Bonds - Regulated Market

Num Listed Bonds	Nominal price	Issue price	Today's Rate	Exp. Date	Duration (years)	Note	Coupon		Trading Unit	Corporate Bonds	Accrued Int.	Yield.T.Mat	Price min	Price max	Closing price	Previous closing price/date	Volume	Transactions Value	Last order			ear min	Year max	
							Common	Preferred											Price	Buy / Sell	Date			
130,000	1,000.00	1,000.00	6.00	27/02/2029	5	---	5	---	1	INTRALOT S.A. (Non Convertible)	6.6667	4.6380	---	---	---	102.0000	01/04/2026	---	---	101.2500	B	32/04/2026	101.0000	103.2200
250,000	1,000.00	1,000.00	3.75	25/02/2033	7	---	1	---	1	CAPITAL CLEAN ENERGY CARRIERS CORP. (Non Convert)	4.3750	4.3870	96.5000	97.8000	96.5000	96.5500	01/04/2026	19,000	18,633.53	96.5000	B	32/04/2026	95.0002	99.9895

Corporate Bonds Notes

Transactions Volume = (Pieces) * (Nominal Price). Transactions Value = (Pieces) * (Nominal Price) * (price %) + (Accrued interest).

The price of a Bond is stated as a percentage (%) of Bond's Nominal Price.

Nominal Price in Euros (€), except if it is noted differently.

Government Bonds

Number Listed Bonds	Nominal price	Today's Rate	Accrued Interest Calc	Exp. Date [1]	Duration (years)	Note	Coupons Date	Curr. coupon value	Trading Unit	Government Bonds	Price min	Price max	Closing price	Previous closing price/date	Volume	Transactions Value	Price	Last order Buy / Sell	Date
4,000,000	1,000.00	4.13	Actual/Actual	15/06/2054	30	---	15/06	4.13	1	GGB-FXD-150654-30Y-4.125-1.000	---	---	---	---	---	---	---	---	---
4,700,000	1,000.00	1.88	Actual/Actual	04/02/2035	15	---	04/02	1.88	1	GGB-FXD-040235-15Y-1.875-1.000	---	---	---	---	---	---	---	---	---
6,000,000	1,000.00	0.75	Actual/Actual	18/06/2031	10	---	18/06	0.75	1	GGB-FXD-180631-10Y-0.750-1.000	---	---	---	---	---	---	---	---	---
3,600,000	1,000.00	3.88	Actual/Actual	15/06/2028	5	---	15/06	3.88	1	GGB-FXD-150628-05Y-3.875-1.000	---	---	---	---	---	---	---	---	---
5,962,747,327	1.00	3.75	Actual/Actual	30/01/2028	10	---	/02 - 02/02 - 31/	3.75	1	GGB-FXD-300128-10Y-3.750-1.000	---	---	---	85.4610 13/07/2018	---	---	1.0000	B	28/11/2018
7,067,309,386	1.00	3.90	Actual/Actual	30/01/2033	15	---	/02 - 02/02 - 31/	3.90	1	GGB-FXD-300133-15Y-3.900-1.000	---	---	---	78.6730 13/07/2018	---	---	1.0000	B	28/11/2018
5,622,848,349	1.00	4.00	Actual/Actual	30/01/2037	19	---	/02 - 02/02 - 31/	4.00	1	GGB-FXD-300137-19Y-4.000-1.000	---	---	---	77.0370 13/07/2018	---	---	1.0000	B	28/11/2018
5,476,770,669	1.00	4.20	Actual/Actual	30/01/2042	24	---	/02 - 02/02 - 31/	4.20	1	GGB-FXD-300142-24Y-4.200-1.000	---	---	---	77.7640 13/07/2018	---	---	1.0000	B	28/11/2018
4,950,000	1,000.00	3.38	Actual/Actual	15/06/2034	10	---	15/06	3.38	1	GGB-FXD-150634-10Y-3.375-1.000	---	---	---	---	---	---	---	---	---
41,118,344	1.00	4.30	Actual/Actual	24/02/2027	15	---	24/02	4.30	1	GGB-FXD-240227-15Y-2.000-1.000	---	---	---	10.0000 22/06/2015	---	---	---	---	---
45,137,734	1.00	4.30	Actual/Actual	24/02/2028	16	---	24/02	4.30	1	GGB-FXD-240228-16Y-2.000-1.000	---	---	---	10.0000 22/06/2015	---	---	---	---	---
61,768,888	1.00	4.30	Actual/Actual	24/02/2029	17	---	24/02	4.30	1	GGB-FXD-240229-17Y-2.000-1.000	---	---	---	10.0000 22/06/2015	---	---	---	---	---
54,567,744	1.00	4.30	Actual/Actual	24/02/2030	18	---	24/02	4.30	1	GGB-FXD-240230-18Y-2.000-1.000	---	---	---	10.0000 22/06/2015	---	---	---	---	---
37,541,515	1.00	4.30	Actual/Actual	24/02/2031	19	---	24/02	4.30	1	GGB-FXD-240231-19Y-2.000-1.000	---	---	---	10.0000 22/06/2015	---	---	---	---	---
37,558,317	1.00	4.30	Actual/Actual	24/02/2032	20	---	24/02	4.30	1	GGB-FXD-240232-20Y-2.000-1.000	---	---	---	10.0000 22/06/2015	---	---	---	---	---
37,473,732	1.00	4.30	Actual/Actual	24/02/2033	21	---	24/02	4.30	1	GGB-FXD-240233-21Y-2.000-1.000	---	---	---	10.0000 22/06/2015	---	---	---	---	---
33,888,293	1.00	4.30	Actual/Actual	24/02/2034	22	---	24/02	4.30	1	GGB-FXD-240234-22Y-2.000-1.000	---	---	---	10.0000 22/06/2015	---	---	---	---	---
35,177,800	1.00	4.30	Actual/Actual	24/02/2035	23	---	24/02	4.30	1	GGB-FXD-240235-23Y-2.000-1.000	---	---	---	10.0000 22/06/2015	---	---	---	---	---
35,547,268	1.00	4.30	Actual/Actual	24/02/2036	24	---	24/02	4.30	1	GGB-FXD-240236-24Y-2.000-1.000	---	---	---	10.0000 22/06/2015	---	---	---	---	---
40,246,306	1.00	4.30	Actual/Actual	24/02/2037	25	---	24/02	4.30	1	GGB-FXD-240237-25Y-2.000-1.000	---	---	---	10.0000 22/06/2015	---	---	---	---	---
37,643,952	1.00	4.30	Actual/Actual	24/02/2038	26	---	24/02	4.30	1	GGB-FXD-240238-26Y-2.000-1.000	---	---	---	10.0000 22/06/2015	---	---	---	---	---
36,977,100	1.00	4.30	Actual/Actual	24/02/2039	27	---	24/02	4.30	1	GGB-FXD-240239-27Y-2.000-1.000	---	---	---	10.0000 22/06/2015	---	---	---	---	---
41,615,000	1.00	4.30	Actual/Actual	24/02/2040	28	---	24/02	4.30	1	GGB-FXD-240240-28Y-2.000-1.000	---	---	---	10.0000 22/06/2015	---	---	---	---	---
42,227,208	1.00	4.30	Actual/Actual	24/02/2041	29	---	24/02	4.30	1	GGB-FXD-240241-29Y-2.000-1.000	---	---	---	10.0000 22/06/2015	---	---	---	---	---
68,288,487	1.00	4.30	Actual/Actual	24/02/2042	30	---	24/02	4.30	1	GGB-FXD-240242-30Y-2.000-1.000	---	---	---	10.0000 22/06/2015	---	---	---	---	---
4,700,000	1,000.00	3.88	Actual/Actual	12/03/2029	10	---	12/03	3.88	1	GGB-FXD-120329-10Y-3.875-1.000	---	---	---	---	---	---	100.0000	B	15/10/2019
5,500,000	1,000.00	1.50	Actual/Actual	18/06/2030	10	---	18/06	1.50	1	GGB-FXD-180630-10Y-1.500-1.000	---	---	---	---	---	---	---	---	---
5,500,000	1,000.00	4.38	Actual/Actual	18/07/2038	15	---	18/07	4.38	1	GGB-FXD-180738-15Y-4.375-1.000	---	---	---	---	---	---	---	---	---
40,000	1,000.00	2.72	FLR Actual/360	18/09/2026	1	---	18/09 - 18/03	---	1	GGB-FLT-180926-01Y-2.717-1.000	---	---	---	---	---	---	---	---	---
4,300,000	1,000.00	3.38	Actual/Actual	16/06/2036	10	---	16/06	3.38	1	GGB-FXD-160636-10Y-3.375-1000.00	---	---	---	---	---	---	---	---	---
5,364,250	1,000.00	3.25	Actual/Actual	20/03/2050	30	---	20/03	3.25	1	GGB-FXD-200350-30Y-3.250-1.000	---	---	---	---	---	---	---	---	---
4,500,000	1,000.00	3.63	Actual/Actual	15/06/2035	10	---	15/06	3.63	1	GGB-FXD-150635-10Y-3.625-1000.00	---	---	---	---	---	---	---	---	---
3,924,361	1,000.00	2.00	Actual/Actual	22/04/2027	7	---	22/04	2.00	1	GGB-FXD-220427-07Y-2.000-1.000	---	---	---	---	---	---	99.9000	B	22/04/2020
2,298,012	1,000.00	1.88	Actual/Actual	23/07/2026	7	---	23/07	1.88	1	GGB-FXD-230726-07Y-1.875-1.000	---	---	---	---	---	---	---	---	---
4,900,000	1,000.00	4.25	Actual/Actual	15/06/2033	10	---	15/06	4.25	1	GGB-FXD-150633-10Y-4.250-1.000	---	---	---	---	---	---	---	---	---

Government Bonds Notes

Transactions Volume = (Pieces) * (Nominal Price). Transactions Value = (Pieces) * (Nominal Price) * (price %) + (Accrued interest).

The Value of current coupon for the issues with NV 0.01 euro refers to NV 100 euros

FLR: Floating Interest Rate.

[1] - The Expiration Date of the interest bearing period and the Date for coupon payment.

Government Bonds

Number Listed Bonds	Nominal price	Today's Rate	Accrued Interest Calc	Exp. Date [1]	Duration (years)	Note	Coupons Date	Curr. coupon value	Trading Unit	Government Bonds	Price min	Price max	Closing price	Previous closing price/date	Volume	Transactions Value	Price	Last order Buy / Sell	Date
3,500,000	1,000.00	1.88	Actual/Actual	24/01/2052	30	---	24/01	1.88	1	GGB-FXD-240152-30Y-1.875-1.000	---	---	---	---	---	---	---	---	---
3,700,000	1,000.00	1.75	Actual/Actual	18/06/2032	10	---	18/06	1.75	1	GGB-FXD-180632-10Y-1.750-1.000	---	---	---	---	---	---	---	---	---
2,200,000	1,000.00	1.13	FLR Actual/360	15/12/2027	5	---	- 15/03 - 15/09 -	---	1	GGB-FLT-151227-05Y-1.130-1.000	---	---	---	---	---	---	102.1600	B	30/12/2022

Government Bonds Notes

Transactions Volume = (Pieces) * (Nominal Price). Transactions Value = (Pieces) * (Nominal Price) * (price %) + (Accrued interest).

The Value of current coupon for the issues with NV 0.01 euro refers to NV 100 euros

FLR: Floating Interest Rate.

[1] - The Expiration Date of the interest bearing period and the Date for coupon payment.

Treasury Bills & Zero Coupon Government Bonds

Issue Date	13-Week Maturity									26-Week Maturity									52-Week Maturity								
	Exp. Date	Initial Rate	Num Listed Bonds	Nominal price	Issue price	Last Trade Price	Last Trade Date	Volume Traded	Note	Exp. Date	Initial Rate	Num Listed Bonds	Nominal price	Issue price	Last Trade Price	Last Trade Date	Volume Traded	Note	Exp. Date	Initial Rate	Num Listed Bonds	Nominal price	Issue price	Last Trade Price	Last Trade Date	Volume Traded	Note
06/06/2025	---	---	---	---	---	---	---	---	---	---	---	---	---	---	---	---	---	---	06/06/2026	1.84	600,000	1,000.00	981.74	---	---	---	---
05/09/2025	---	---	---	---	---	---	---	---	---	---	---	---	---	---	---	---	---	---	04/09/2026	1.97	600,000	1,000.00	0.00	---	---	---	---
05/12/2025	---	---	---	---	---	---	---	---	---	---	---	---	---	---	---	---	---	---	04/12/2026	2.03	600,000	1,000.00	997.90	---	---	---	---
06/03/2026	---	---	---	---	---	---	---	---	---	---	---	---	---	---	---	---	---	---	05/03/2027	1.97	500,000	1,000.00	980.45	---	---	---	---

Bonds in Circulation	Currency / Min nominal traded Value	Coupons Payment Date	Current Coupon Value	Note	Coupon	Trading Unit	Issue Date	Duration (years)	Today's Interest	A.I.C in days	Bonds	Last price of previous days		Last Outcry in Cash (euro)			Trades in Pieces	Life min	Life Max
												Price	Buy / Sell	Price	Buy / Sell	Date			
Corporate Bonds in Foreign Currency and Euro																			
103,746	GBP / 10	01/12	0.25	---	67	1	01/12/1930	98	2.5	360	National Mortgage Bank	2.27	05/02/1996	2.27	S	05/02/1996	---	2.27	2.27
0	GBP / 10	01/12	0.25	---	69	1	01/12/1928	100	2.5	360	National Mortgage Bank	---	---	---	---	---	---	---	---

Government Bonds Notes

A.I.C: Accrued Interest Calculation base.

FLR: Floating Interest Rate.

The minimum tradeable Nominal Value for all Demeterialised Government Titles is 100 Euros.

(μτφρ-0)

Underlying Asset				Derivatives Market													
Price max	Price min	Closing price	change	Delivery Month	Open price	Price max	Price min	Last price	Closing price	Last Bid	Last Ask	Fixing price*	Life high	Life low	Trades	Volume	Open Interest
FTSE/Athex Large Cap				(Trade Unit: 1 Index Point x 2E, Cash Settlement)													
5,406.09	5,296.49	5,375.69	-0.56%	April 2026	5,305.00	5,405.00	5,305.00	5,362.75	5,362.75	---	---	---	5,883.25	---	311	1,244	5,920
				May 2026	5,306.75	5,375.00	5,291.00	5,291.00	5,291.00	---	---	---	5,447.50	---	40	138	192
				June 2026	---	---	---	---	5,429.75	---	---	---	---	---	---	---	---
				September 2026	---	---	---	---	5,457.25	---	---	---	---	---	---	---	---
				December 2026	---	---	---	---	5,484.50	---	---	---	---	---	---	---	---
				March 2027	---	---	---	---	5,511.75	---	---	---	---	---	---	---	---
FTSE/Athex Banks				(Trade Unit: 1 Index Point x 15E, Cash Settlement)													
2,364.90	2,299.86	2,339.49	-1.07%	June 2026	2,320.00	2,341.00	2,306.00	2,315.50	2,315.50	---	---	---	2,391.00	---	8	26	3,075
				September 2026	---	---	---	---	2,387.25	---	---	---	---	---	---	---	---
				December 2026	---	---	---	---	2,399.25	---	---	---	---	---	---	---	---
				March 2027	---	---	---	---	2,411.25	---	---	---	---	---	---	---	---
MSCI GREECE REBASED				(Trade Unit: 1 Index Point x 2E, Cash Settlement)													
8,498.34	8,252.51	8,427.68	-0.38%	April 2026	---	---	---	---	8,383.25	---	---	---	9,279.50	---	---	---	---
				May 2026	---	---	---	---	8,466.00	---	---	---	8,466.00	---	---	---	---
				June 2026	---	---	---	---	8,497.00	---	---	---	---	---	---	---	---
				July 2026	---	---	---	---	8,510.25	---	---	---	---	---	---	---	---
				August 2026	---	---	---	---	8,526.75	---	---	---	---	---	---	---	---
				September 2026	---	---	---	---	8,539.75	---	---	---	---	---	---	---	---
				December 2026	---	---	---	---	8,582.50	---	---	---	---	---	---	---	---
				March 2027	---	---	---	---	8,625.25	---	---	---	---	---	---	---	---

Derivatives notes - <https://www.athexgroup.gr/en/market-data/statistics/eod-closing-prices/>

Fixing prices and final open positions can be retrieved from the following path <http://www.athexgroup.gr/en/market-data/statistics/eod-closing-prices>

Underlying Asset				Derivatives Market													
Price max	Price min	Closing price	change	Delivery Month	Open price	Price max	Price min	Last price	Closing price	Last Bid	Last Ask	Fixing price*	Life high	Life low	Trades	Volume	Open Interest
ADMIE (IPTO) HOLDING S.A. (CR)				(Contract Size: 100 Securities, Physical Delivery)													
2.88	2.8	2.88	0.35%	June 2026	2.88	2.94	2.85	2.94	2.94	---	---	---	2.94	---	8	72	8,548
				September 2026	---	---	---	---	2.90	---	---	---	---	---	---	---	---
				December 2026	---	---	---	---	2.91	---	---	---	---	---	---	---	---
				March 2027	---	---	---	---	2.93	---	---	---	---	---	---	---	---
AEGEAN AIRLINES (CR)				(Contract Size: 100 Securities, Physical Delivery)													
12.06	11.8	11.82	-3.59%	June 2026	11.03	11.12	10.99	10.99	10.99	---	---	---	15.15	---	13	100	2,632
				September 2026	---	---	---	---	12.38	---	---	---	---	---	---	---	---
				December 2026	---	---	---	---	12.44	---	---	---	---	---	---	---	---
				March 2027	---	---	---	---	12.50	---	---	---	---	---	---	---	---
AKTOR S.A. HOLDING CO. (CR)				(Contract Size: 100 Securities, Physical Delivery)													
10.02	9.71	9.98	-0.40%	June 2026	9.89	10.04	9.75	10.04	10.04	---	---	---	10.83	---	12	569	95,718
				September 2026	---	---	---	---	10.11	---	---	---	---	---	---	---	---
				December 2026	---	---	---	---	10.17	---	---	---	---	---	---	---	---
				March 2027	---	---	---	---	10.22	---	---	---	---	---	---	---	---
Allwyn AG (CR)				(Contract Size: 100 Securities, Physical Delivery)													
14.86	14.05	14.56	2.54%	June 2026	13.42	14.03	13.26	13.89	13.89	---	---	---	15.54	---	222	1,114	5,405
				September 2026	---	---	---	---	14.33	---	---	---	---	---	---	---	---
				December 2026	---	---	---	---	14.41	---	---	---	---	---	---	---	---
				March 2027	---	---	---	---	14.48	---	---	---	---	---	---	---	---
ALPHA BANK (CR)				(Contract Size: 100 Securities, Physical Delivery)													
3.361	3.21	3.361	0.30%	June 2026	3.25	3.37	3.23	3.35	3.35	---	---	---	4.50	---	394	6,287	58,058
				September 2026	---	---	---	---	3.38	---	---	---	---	---	---	---	---
				December 2026	---	---	---	---	3.40	---	---	---	---	---	---	---	---
				March 2027	---	---	---	---	3.42	---	---	---	---	---	---	---	---
ATHENS INTL AIRPORT (CR)				(Contract Size: 100 Securities, Physical Delivery)													
10.71	10.45	10.45	-2.06%	June 2026	---	---	---	---	9.92	---	---	---	11.47	---	---	---	212
				September 2026	---	---	---	---	10.77	---	---	---	---	---	---	---	---
				December 2026	---	---	---	---	10.82	---	---	---	---	---	---	---	---
				March 2027	---	---	---	---	10.88	---	---	---	---	---	---	---	---
AUTOHELLAS SA (CR)				(Contract Size: 100 Securities, Physical Delivery)													
11.22	10.78	11	-1.08%	June 2026	---	---	---	---	10.42	---	---	---	11.05	---	---	---	126
				September 2026	---	---	---	---	11.23	---	---	---	---	---	---	---	---
				December 2026	---	---	---	---	11.28	---	---	---	---	---	---	---	---
				March 2027	---	---	---	---	11.34	---	---	---	---	---	---	---	---

Derivatives notes - <https://www.athexgroup.gr/en/market-data/statistics/eod-closing-prices/>

Fixing prices and final open positions can be retrieved from the following path <http://www.athexgroup.gr/en/market-data/statistics/eod-closing-prices>

Underlying Asset				Derivatives Market													
Price max	Price min	Closing price	change	Delivery Month	Open price	Price max	Price min	Last price	Closing price	Last Bid	Last Ask	Fixing price*	Life high	Life low	Trades	Volume	Open Interest
AVAX S.A. (CR)				(Contract Size: 100 Securities, Physical Delivery)													
3.005	2.925	2.95	-3.28%	June 2026	2.98	2.99	2.98	2.98	2.98	---	---	---	3.24	---	8	28	2,070
				September 2026	---	---	---	---	3.08	---	---	---	---	---	---	---	---
				December 2026	---	---	---	---	3.09	---	---	---	---	---	---	---	---
				March 2027	---	---	---	---	3.11	---	---	---	---	---	---	---	---
BALLY'S INTRALOT (CR)				(Contract Size: 100 Securities, Physical Delivery)													
0.944	0.908	0.939	-1.05%	June 2026	0.930	0.945	0.915	0.940	0.940	---	---	---	1.10	---	57	11,553	1,255,672
				September 2026	---	---	---	---	0.958	---	---	---	---	---	---	---	---
				December 2026	---	---	---	---	0.963	---	---	---	---	---	---	---	---
				March 2027	---	---	---	---	0.968	---	---	---	---	---	---	---	---
BANK OF CYPRUS (CR)				(Contract Size: 100 Securities, Physical Delivery)													
8.54	8.36	8.42	-2.55%	June 2026	8.02	8.20	8.02	8.20	8.20	---	---	---	9.07	---	3	8	893
				September 2026	---	---	---	---	8.72	---	---	---	---	---	---	---	---
				December 2026	---	---	---	---	8.77	---	---	---	---	---	---	---	---
				March 2027	---	---	---	---	8.81	---	---	---	---	---	---	---	---
CC HBC AG (CR)				(Contract Size: 100 Securities, Physical Delivery)													
49.1	48.3	48.64	-0.29%	June 2026	47.40	47.81	47.04	47.04	47.04	---	---	---	52.01	---	6	14	113
				September 2026	---	---	---	---	49.24	---	---	---	---	---	---	---	---
				December 2026	---	---	---	---	49.49	---	---	---	---	---	---	---	---
				March 2027	---	---	---	---	49.73	---	---	---	---	---	---	---	---
CENERGY HOLDINGS (CB)				(Contract Size: 100 Securities, Physical Delivery)													
19.58	19	19.48	-1.02%	June 2026	19.66	19.67	19.09	19.48	19.48	---	---	---	21.05	---	16	57	3,673
				September 2026	---	---	---	---	19.87	---	---	---	---	---	---	---	---
				December 2026	---	---	---	---	19.97	---	---	---	---	---	---	---	---
				March 2027	---	---	---	---	20.06	---	---	---	---	---	---	---	---
CrediaBank (CR)				(Contract Size: 100 Securities, Physical Delivery)													
1	0.871	0.98	-6.49%	June 2026	0.998	1.01	0.905	0.980	0.980	---	---	---	1.38	---	1,056	27,096	51,697
				September 2026	---	---	---	---	1.06	---	---	---	---	---	---	---	---
				December 2026	---	---	---	---	1.06	---	---	---	---	---	---	---	---
				March 2027	---	---	---	---	1.07	---	---	---	---	---	---	---	---
ELLAKTOR (CR)				(Contract Size: 100 Securities, Physical Delivery)													
1.266	1.236	1.262	-0.63%	June 2026	1.22	1.22	1.20	1.20	1.20	---	---	---	1.34	---	3	25	1,575
				September 2026	---	---	---	---	1.28	---	---	---	---	---	---	---	---
				December 2026	---	---	---	---	1.29	---	---	---	---	---	---	---	---
				March 2027	---	---	---	---	1.29	---	---	---	---	---	---	---	---

Derivatives notes - <https://www.athexgroup.gr/en/market-data/statistics/eod-closing-prices/>

Fixing prices and final open positions can be retrieved from the following path <http://www.athexgroup.gr/en/market-data/statistics/eod-closing-prices>

Underlying Asset				Derivatives Market													
Price max	Price min	Closing price	change	Delivery Month	Open price	Price max	Price min	Last price	Closing price	Last Bid	Last Ask	Fixing price*	Life high	Life low	Trades	Volume	Open Interest
ELVALHALCOR (CR)				(Contract Size: 100 Securities, Physical Delivery)													
3.68	3.54	3.59	-3.75%	June 2026	3.64	3.67	3.59	3.63	3.63	---	---	---	4.03	---	19	45	2,634
				September 2026	---	---	---	---	3.77	---	---	---	---	---	---	---	---
				December 2026	---	---	---	---	3.78	---	---	---	---	---	---	---	---
				March 2027	---	---	---	---	3.80	---	---	---	---	---	---	---	---
EUROBANK (CR)				(Contract Size: 100 Securities, Physical Delivery)													
3.53	3.388	3.465	-0.77%	June 2026	3.40	3.49	3.34	3.40	3.40	---	---	---	3.90	---	168	1,916	26,886
				September 2026	---	---	---	---	3.52	---	---	---	---	---	---	---	---
				December 2026	---	---	---	---	3.54	---	---	---	---	---	---	---	---
				March 2027	---	---	---	---	3.56	---	---	---	---	---	---	---	---
EYDAP S.A. (CR)				(Contract Size: 100 Securities, Physical Delivery)													
9.28	9.02	9.15	-1.82%	June 2026	9.29	9.29	9.12	9.12	9.12	---	---	---	9.55	---	3	3	12,713
				September 2026	---	---	---	---	9.41	---	---	---	---	---	---	---	---
				December 2026	---	---	---	---	9.46	---	---	---	---	---	---	---	---
				March 2027	---	---	---	---	9.50	---	---	---	---	---	---	---	---
FOURLIS (CR)				(Contract Size: 100 Securities, Physical Delivery)													
4.465	4.35	4.355	-3.97%	June 2026	4.45	4.45	4.31	4.32	4.32	---	---	---	4.64	---	25	234	3,113
				September 2026	---	---	---	---	4.58	---	---	---	---	---	---	---	---
				December 2026	---	---	---	---	4.60	---	---	---	---	---	---	---	---
				March 2027	---	---	---	---	4.62	---	---	---	---	---	---	---	---
GEK TERNA (CR)				(Contract Size: 100 Securities, Physical Delivery)													
35.7	34.26	35.48	0.34%	June 2026	34.96	35.70	34.88	35.35	35.35	---	---	---	37.20	---	39	165	5,279
				September 2026	---	---	---	---	35.69	---	---	---	---	---	---	---	---
				December 2026	---	---	---	---	35.87	---	---	---	---	---	---	---	---
				March 2027	---	---	---	---	36.05	---	---	---	---	---	---	---	---
HELLENIC EXCHANGES-A.S.E. (CR)				(Contract Size: 100 Securities, Physical Delivery)													
7	7	7	0.00%	June 2026	---	---	---	---	6.93	---	---	---	7.14	---	---	---	351
				September 2026	---	---	---	---	7.07	---	---	---	---	---	---	---	---
				December 2026	---	---	---	---	7.10	---	---	---	---	---	---	---	---
				March 2027	---	---	---	---	7.14	---	---	---	---	---	---	---	---
HELLENiQ ENERGY (CR)				(Contract Size: 100 Securities, Physical Delivery)													
10	9.58	9.715	-1.67%	June 2026	9.94	9.95	9.66	9.74	9.74	---	---	---	10.55	---	55	243	4,304
				September 2026	---	---	---	---	9.97	---	---	---	---	---	---	---	---
				December 2026	---	---	---	---	10.02	---	---	---	---	---	---	---	---
				March 2027	---	---	---	---	10.07	---	---	---	---	---	---	---	---

Derivatives notes - <https://www.athexgroup.gr/en/market-data/statistics/eod-closing-prices/>

Fixing prices and final open positions can be retrieved from the following path <http://www.athexgroup.gr/en/market-data/statistics/eod-closing-prices>

Underlying Asset				Derivatives Market													
Price max	Price min	Closing price	change	Delivery Month	Open price	Price max	Price min	Last price	Closing price	Last Bid	Last Ask	Fixing price*	Life high	Life low	Trades	Volume	Open Interest
INTRACOM HOLDINGS (CR)				(Contract Size: 100 Securities, Physical Delivery)													
2.92	2.86	2.9	-1.70%	June 2026	2.89	2.92	2.88	2.92	2.92	---	---	---	3.19	---	12	58	10,730
				September 2026	---	---	---	---	2.98	---	---	---	---	---	---	---	---
				December 2026	---	---	---	---	2.99	---	---	---	---	---	---	---	---
				March 2027	---	---	---	---	3.01	---	---	---	---	---	---	---	---
JUMBO SA (CR)				(Contract Size: 100 Securities, Physical Delivery)													
23.04	22.54	22.86	-0.87%	June 2026	23.19	23.22	22.73	22.73	22.73	---	---	---	25.68	---	7	22	3,663
				September 2026	---	---	---	---	23.28	---	---	---	---	---	---	---	---
				December 2026	---	---	---	---	23.39	---	---	---	---	---	---	---	---
				March 2027	---	---	---	---	23.51	---	---	---	---	---	---	---	---
LAMDA DEVELOPMENT SA (CR)				(Contract Size: 100 Securities, Physical Delivery)													
6.02	5.91	5.94	-2.46%	June 2026	6.00	6.02	5.96	5.97	5.97	---	---	---	7.09	---	20	61	18,126
				September 2026	---	---	---	---	6.15	---	---	---	---	---	---	---	---
				December 2026	---	---	---	---	6.18	---	---	---	---	---	---	---	---
				March 2027	---	---	---	---	6.21	---	---	---	---	---	---	---	---
METLEN PLC (CR)				(Contract Size: 100 Securities, Physical Delivery)													
33.92	33.44	33.72	-1.86%	June 2026	33.82	34.06	33.56	33.58	33.58	---	---	---	47.90	---	140	495	12,634
				September 2026	---	---	---	---	34.68	---	---	---	---	---	---	---	---
				December 2026	---	---	---	---	34.86	---	---	---	---	---	---	---	---
				March 2027	---	---	---	---	35.03	---	---	---	---	---	---	---	---
MIG (CR)				(Contract Size: 100 Securities, Physical Delivery)													
3.05	2.96	3.04	-1.62%	June 2026	---	---	---	---	3.15	---	---	---	3.43	---	---	---	143
				September 2026	---	---	---	---	3.12	---	---	---	---	---	---	---	---
				December 2026	---	---	---	---	3.13	---	---	---	---	---	---	---	---
				March 2027	---	---	---	---	3.15	---	---	---	---	---	---	---	---
MOTOR OIL (CR)				(Contract Size: 100 Securities, Physical Delivery)													
39.08	37.72	38.9	1.57%	June 2026	38.20	39.00	38.20	38.60	38.60	---	---	---	39.66	---	15	57	288
				September 2026	---	---	---	---	38.66	---	---	---	---	---	---	---	---
				December 2026	---	---	---	---	38.86	---	---	---	---	---	---	---	---
				March 2027	---	---	---	---	39.05	---	---	---	---	---	---	---	---
NATIONAL BANK (CR)				(Contract Size: 100 Securities, Physical Delivery)													
13.475	13.015	13.11	-1.43%	June 2026	12.85	13.22	12.80	12.90	12.90	---	---	---	15.76	---	112	458	12,273
				September 2026	---	---	---	---	13.43	---	---	---	---	---	---	---	---
				December 2026	---	---	---	---	13.49	---	---	---	---	---	---	---	---
				March 2027	---	---	---	---	13.56	---	---	---	---	---	---	---	---

Derivatives notes - <https://www.athexgroup.gr/en/market-data/statistics/eod-closing-prices/>

Fixing prices and final open positions can be retrieved from the following path <http://www.athexgroup.gr/en/market-data/statistics/eod-closing-prices>

Underlying Asset				Derivatives Market													
Price max	Price min	Closing price	change	Delivery Month	Open price	Price max	Price min	Last price	Closing price	Last Bid	Last Ask	Fixing price*	Life high	Life low	Trades	Volume	Open Interest
OPTIMA BANK (CR)				(Contract Size: 100 Securities, Physical Delivery)													
8.69	8.31	8.4	-3.34%	June 2026	8.51	8.53	8.36	8.38	8.38	---	---	---	9.40	---	15	53	499
				September 2026	---	---	---	---	8.77	---	---	---	---	---	---	---	---
				December 2026	---	---	---	---	8.82	---	---	---	---	---	---	---	---
				March 2027	---	---	---	---	8.86	---	---	---	---	---	---	---	---
OTE (CR)				(Contract Size: 100 Securities, Physical Delivery)													
17.47	16.8	17.47	1.22%	June 2026	17.19	17.38	17.19	17.38	17.38	---	---	---	17.66	---	11	14	979
				September 2026	---	---	---	---	17.42	---	---	---	---	---	---	---	---
				December 2026	---	---	---	---	17.51	---	---	---	---	---	---	---	---
				March 2027	---	---	---	---	17.60	---	---	---	---	---	---	---	---
P.P.A. S.A. (CR)				(Contract Size: 100 Securities, Physical Delivery)													
37.7	36.5	37.7	2.03%	June 2026	---	---	---	---	38.32	---	---	---	38.56	---	---	---	46
				September 2026	---	---	---	---	37.30	---	---	---	---	---	---	---	---
				December 2026	---	---	---	---	37.49	---	---	---	---	---	---	---	---
				March 2027	---	---	---	---	37.67	---	---	---	---	---	---	---	---
PIRAEUS BANK (CR)				(Contract Size: 100 Securities, Physical Delivery)													
7.4	7.202	7.4	-0.83%	June 2026	7.22	7.49	7.21	7.42	7.42	---	---	---	8.90	---	342	4,220	48,650
				September 2026	---	---	---	---	7.53	---	---	---	---	---	---	---	---
				December 2026	---	---	---	---	7.57	---	---	---	---	---	---	---	---
				March 2027	---	---	---	---	7.61	---	---	---	---	---	---	---	---
PPC (CR)				(Contract Size: 100 Securities, Physical Delivery)													
18.79	18.13	18.69	1.03%	June 2026	18.27	18.80	18.27	18.70	18.70	---	---	---	18.90	---	68	253	17,765
				September 2026	---	---	---	---	18.67	---	---	---	---	---	---	---	---
				December 2026	---	---	---	---	18.77	---	---	---	---	---	---	---	---
				March 2027	---	---	---	---	18.86	---	---	---	---	---	---	---	---
QUEST HOLDINGS (CR)				(Contract Size: 100 Securities, Physical Delivery)													
6.35	6.23	6.35	-0.16%	June 2026	---	---	---	---	6.31	---	---	---	6.57	---	---	---	203
				September 2026	---	---	---	---	6.42	---	---	---	---	---	---	---	---
				December 2026	---	---	---	---	6.45	---	---	---	---	---	---	---	---
				March 2027	---	---	---	---	6.48	---	---	---	---	---	---	---	---
TITAN (CB)				(Contract Size: 100 Securities, Physical Delivery)													
47.4	45.85	46.9	-1.47%	June 2026	46.46	47.80	46.46	47.80	47.80	---	---	---	47.90	---	11	27	318
				September 2026	---	---	---	---	48.05	---	---	---	---	---	---	---	---
				December 2026	---	---	---	---	48.29	---	---	---	---	---	---	---	---
				March 2027	---	---	---	---	48.53	---	---	---	---	---	---	---	---

Derivatives notes - <https://www.athexgroup.gr/en/market-data/statistics/eod-closing-prices/>

Fixing prices and final open positions can be retrieved from the following path <http://www.athexgroup.gr/en/market-data/statistics/eod-closing-prices>

Underlying Asset				Derivatives Market													
Price max	Price min	Closing price	change	Delivery Month	Open price	Price max	Price min	Last price	Closing price	Last Bid	Last Ask	Fixing price*	Life high	Life low	Trades	Volume	Open Interest
VIOHALCO SA/NV (CB)				(Contract Size: 100 Securities, Physical Delivery)													
12.92	12.56	12.74	-2.00%	June 2026	12.92	12.92	12.53	12.84	12.84	---	---		14.85	---	52	149	2,049
				September 2026	---	---	---	---	13.12	---	---		---	---	---	---	---
				December 2026	---	---	---	---	13.19	---	---		---	---	---	---	---
				March 2027	---	---	---	---	13.25	---	---		---	---	---	---	---

Derivatives notes - <https://www.athexgroup.gr/en/market-data/statistics/eod-closing-prices/>

Fixing prices and final open positions can be retrieved from the following path <http://www.athexgroup.gr/en/market-data/statistics/eod-closing-prices>

FTSE/Athex Large Cap

(Trade Unit: 1 Index Point x 2€ - Exercise Style: European, Cash Settlement)

Exercise Price	Call Options														Put Options																		
	April 2026							May 2026							Other Months		April 2026							May 2026							Other Months		Exercise Price
	Open price	Price max	Price min	Last price	Closing price	Volume	Open Interest	Open price	Price max	Price min	Last price	Closing price	Volume	Open Interest	Volume	Open Interest	Open price	Price max	Price min	Last price	Closing price	Volume	Open Interest	Open price	Price max	Price min	Last price	Closing price	Volume	Open Interest	Volume	Open Interest	
4,000	-	-	-	-	-	-	-	-	-	-	-	-	-	-	-	-	-	-	-	-	-	-	-	-	-	-	-	-	-	-	-	-	
4,100	-	-	-	-	-	-	-	-	-	-	-	-	-	-	-	-	-	-	-	-	-	-	-	-	-	-	-	-	-	-	-	-	4,100
4,200	-	-	-	-	-	-	-	-	-	-	-	-	-	-	-	-	-	-	-	-	-	-	-	-	-	-	-	-	-	-	-	-	4,200
4,300	-	-	-	-	-	-	-	-	-	-	-	-	-	-	-	-	-	-	-	-	-	-	-	-	-	-	-	-	-	-	-	-	4,300
4,400	-	-	-	-	-	-	-	-	-	-	-	-	-	-	-	-	-	-	-	-	-	-	-	-	-	-	-	-	-	-	-	-	4,400
4,450	-	-	-	-	-	-	-	-	-	-	-	-	-	-	-	-	-	-	-	-	-	-	-	-	-	-	-	-	-	-	-	-	4,450
4,500	-	-	-	-	-	-	-	-	-	-	-	-	-	-	-	-	-	-	-	-	-	-	-	-	-	-	-	-	-	-	-	-	4,500
4,550	-	-	-	-	-	-	-	-	-	-	-	-	-	-	-	-	-	-	-	-	-	-	-	-	-	-	-	-	-	-	-	-	4,550
4,600	0.00	0.00	0.00	-	812.00	-	-	0.00	0.00	0.00	-	811.00	-	-	-	0.00	0.00	0.00	-	1.50	-	-	0.00	0.00	0.00	-	22.00	-	-	-	-	4,600	
4,650	0.00	0.00	0.00	-	763.00	-	-	0.00	0.00	0.00	-	766.00	-	-	-	0.00	0.00	0.00	-	2.30	-	-	0.00	0.00	0.00	-	27.25	-	-	-	-	4,650	
4,700	0.00	0.00	0.00	-	714.00	-	-	0.00	0.00	0.00	-	722.00	-	-	-	0.00	0.00	0.00	-	3.40	-	-	0.00	0.00	0.00	-	33.00	-	-	-	-	4,700	
4,750	0.00	0.00	0.00	-	666.00	-	-	0.00	0.00	0.00	-	679.00	-	-	-	0.00	0.00	0.00	-	5.10	-	-	0.00	0.00	0.00	-	40.00	-	-	-	-	4,750	
4,800	0.00	0.00	0.00	-	618.00	-	-	0.00	0.00	0.00	-	637.00	-	-	-	0.00	0.00	0.00	-	7.30	-	-	0.00	0.00	0.00	-	48.00	-	-	-	-	4,800	
4,850	0.00	0.00	0.00	-	571.00	-	-	0.00	0.00	0.00	-	596.00	-	-	-	0.00	0.00	0.00	-	10.25	-	-	0.00	0.00	0.00	-	57.00	-	-	-	-	4,850	
4,900	0.00	0.00	0.00	-	525.00	-	-	0.00	0.00	0.00	-	557.00	-	-	-	0.00	0.00	0.00	-	14.25	-	8	0.00	0.00	0.00	-	67.50	-	-	-	-	4,900	
4,950	0.00	0.00	0.00	-	480.00	-	-	0.00	0.00	0.00	-	519.00	-	-	-	0.00	0.00	0.00	-	19.25	-	15	0.00	0.00	0.00	-	79.00	-	1	-	-	4,950	
5,000	0.00	0.00	0.00	-	437.00	-	-	0.00	0.00	0.00	-	482.00	-	-	-	50.00	0.00	50.00	50.50	50.50	10	15	0.00	0.00	0.00	-	92.00	-	-	-	-	5,000	
5,050	0.00	0.00	0.00	-	395.00	-	60	0.00	0.00	0.00	-	446.00	-	33	-	0.00	0.00	0.00	-	33.75	-	118	0.00	0.00	0.00	-	107.00	-	60	-	-	5,050	
5,100	279.00	279.00	279.00	279.00	279.00	1	30	0.00	0.00	0.00	-	412.00	-	50	-	60.00	279.00	60.00	60.00	60.00	2	78	0.00	0.00	0.00	-	123.00	-	-	-	-	5,100	
5,150	0.00	0.00	0.00	-	317.00	-	90	0.00	0.00	0.00	-	380.00	-	51	-	0.00	0.00	0.00	-	55.50	-	100	0.00	0.00	0.00	-	140.00	-	45	-	-	5,150	
5,200	0.00	0.00	0.00	-	281.00	-	62	0.00	0.00	0.00	-	349.00	-	45	-	0.00	0.00	0.00	-	69.50	-	63	0.00	0.00	0.00	-	159.00	-	90	-	-	5,200	
5,250	0.00	0.00	0.00	-	247.00	-	61	0.00	0.00	0.00	-	320.00	-	32	-	0.00	0.00	0.00	-	85.50	-	136	0.00	0.00	0.00	-	180.00	-	150	-	-	5,250	
5,300	174.00	174.00	174.00	174.00	174.00	30	90	0.00	0.00	0.00	-	293.00	-	30	-	128.00	174.00	124.00	125.00	125.00	5	92	0.00	0.00	0.00	-	202.00	-	120	-	-	5,300	
5,350	170.00	172.00	150.00	150.00	150.00	4	94	227.00	227.00	227.00	227.00	227.00	1	1	-	143.00	172.00	133.00	135.00	135.00	120	61	0.00	0.00	0.00	-	226.00	-	30	-	-	5,350	
5,400	125.00	150.00	111.00	111.00	111.00	95	124	0.00	0.00	0.00	-	242.00	-	-	-	149.00	150.00	149.00	166.00	166.00	2	62	294.00	294.00	294.00	294.00	294.00	3	30	-	-	5,400	
5,450	104.00	104.00	91.00	91.00	91.00	3	71	178.00	178.00	178.00	178.00	178.00	1	-	-	212.00	104.00	212.00	212.00	212.00	1	152	288.00	288.00	288.00	288.00	288.00	30	30	-	-	5,450	
5,500	0.00	0.00	0.00	-	116.00	-	97	0.00	0.00	0.00	-	199.00	-	-	-	0.00	0.00	0.00	-	205.00	-	91	0.00	0.00	0.00	-	308.00	-	-	-	-	5,500	
5,550	0.00	0.00	0.00	-	97.50	-	34	0.00	0.00	0.00	-	179.00	-	-	-	0.00	0.00	0.00	-	236.00	-	88	0.00	0.00	0.00	-	338.00	-	-	-	-	5,550	
5,600	49.00	49.00	49.00	49.00	49.00	1	35	0.00	0.00	0.00	-	161.00	-	-	-	0.00	49.00	0.00	-	270.00	-	2	0.00	0.00	0.00	-	370.00	-	-	-	-	5,600	
5,650	0.00	0.00	0.00	-	67.00	-	1	0.00	0.00	0.00	-	144.00	-	-	-	0.00	0.00	0.00	-	305.00	-	30	0.00	0.00	0.00	-	403.00	-	-	-	-	5,650	
5,700	0.00	0.00	0.00	-	55.00	-	5	0.00	0.00	0.00	-	129.00	-	-	-	0.00	0.00	0.00	-	343.00	-	90	0.00	0.00	0.00	-	438.00	-	-	-	-	5,700	
5,750	0.00	0.00	0.00	-	44.75	-	-	0.00	0.00	0.00	-	115.00	-	-	-	0.00	0.00	0.00	-	383.00	-	30	0.00	0.00	0.00	-	474.00	-	-	-	-	5,750	
5,800	0.00	0.00	0.00	-	36.00	-	81	0.00	0.00	0.00	-	102.00	-	-	-	0.00	0.00	0.00	-	424.00	-	61	0.00	0.00	0.00	-	511.00	-	-	-	-	5,800	
5,850	0.00	0.00	0.00	-	28.75	-	92	0.00	0.00	0.00	-	90.50	-	-	-	0.00	0.00	0.00	-	467.00	-	31	0.00	0.00	0.00	-	549.00	-	-	-	-	5,850	
5,900	0.00	0.00	0.00	-	22.75	-	60	0.00	0.00	0.00	-	80.00	-	-	-	0.00	0.00	0.00	-	511.00	-	30	0.00	0.00	0.00	-	588.00	-	-	-	-	5,900	
5,950	0.00	0.00	0.00	-	18.00	-	-	0.00	0.00	0.00	-	70.50	-	-	-	0.00	0.00	0.00	-	556.00	-	-	0.00	0.00	0.00	-	629.00	-	-	-	-	5,950	

FTSE/Athex Large Cap

(Trade Unit: 1 Index Point x 2€ - Exercise Style: European, Cash Settlement)

Call Options															Put Options																										
Exercise Price	April 2026						May 2026						Other Months		April 2026						May 2026						Other Months		Exercise Price												
	Open price	Price max	Price min	Last price	Closing price	Volume	Open Interest	Open price	Price max	Price min	Last price	Closing price	Volume	Open Interest	Volume	Open Interest	Open price	Price max	Price min	Last price	Closing price	Volume	Open Interest	Open price	Price max	Price min	Last price	Closing price		Volume	Open Interest	Volume	Open Interest								
6,000	0.00	0.00	0.00	-	14.00	-	-	0.00	0.00	0.00	-	62.00	-	-			0.00	0.00	0.00	-	602.00	-	-	0.00	0.00	0.00	-	670.00	-	-			6,000								
6,050	0.00	0.00	0.00	-	10.75	-	-	0.00	0.00	0.00	-	54.50	-	-			0.00	0.00	0.00	-	649.00	-	-	0.00	0.00	0.00	-	712.00	-	-			6,050								
6,100	0.00	0.00	0.00	-	8.30	-	-	0.00	0.00	0.00	-	47.50	-	-			0.00	0.00	0.00	-	696.00	-	-	0.00	0.00	0.00	-	755.00	-	-			6,100								
6,150	0.00	0.00	0.00	-	6.30	-	-	0.00	0.00	0.00	-	41.50	-	-			0.00	0.00	0.00	-	744.00	-	-	0.00	0.00	0.00	-	799.00	-	-			6,150								
6,200	0.00	0.00	0.00	-	4.70	-	-	0.00	0.00	0.00	-	36.25	-	-			0.00	0.00	0.00	-	793.00	-	-	0.00	0.00	0.00	-	844.00	-	-			6,200								
6,250	0.00	0.00	0.00	-	3.50	-	-	0.00	0.00	0.00	-	31.25	-	-			0.00	0.00	0.00	-	841.00	-	-	0.00	0.00	0.00	-	889.00	-	-			6,250								
6,300	0.00	0.00	0.00	-	2.60	-	-	0.00	0.00	0.00	-	27.25	-	-			0.00	0.00	0.00	-	890.00	-	-	0.00	0.00	0.00	-	934.00	-	-			6,300								
6,350	0.00	0.00	0.00	-	1.90	-	-	0.00	0.00	0.00	-	23.50	-	-			0.00	0.00	0.00	-	940.00	-	-	0.00	0.00	0.00	-	981.00	-	-			6,350								
6,400	0.00	0.00	0.00	-	1.40	-	-	-	-	-	-	-	-	-			0.00	0.00	0.00	-	989.00	-	-	-	-	-	-	-	-	-			6,400								
6,450	0.00	0.00	0.00	-	1.00	-	-	-	-	-	-	-	-	-			0.00	0.00	0.00	-	1,039.00	-	-	-	-	-	-	-	-	-			6,450								
6,500	0.00	0.00	0.00	-	0.74	-	-	-	-	-	-	-	-	-			0.00	0.00	0.00	-	1,088.00	-	-	-	-	-	-	-	-	-			6,500								
6,550	0.00	0.00	0.00	-	0.53	-	-	-	-	-	-	-	-	-			0.00	0.00	0.00	-	1,138.00	-	-	-	-	-	-	-	-	-			6,550								
6,600	0.00	0.00	0.00	-	0.38	-	-	-	-	-	-	-	-	-			0.00	0.00	0.00	-	1,188.00	-	-	-	-	-	-	-	-	-			6,600								
6,650	0.00	0.00	0.00	-	0.27	-	-	-	-	-	-	-	-	-			0.00	0.00	0.00	-	1,238.00	-	-	-	-	-	-	-	-	-			6,650								
Totals:						134	1,087							2	242	0	0							140	1,353							33	556	0	0						
Number of Trades:						16							2							0							16							2							0

Allwyn AG (CR)

(Contract Size: 100 Securities, Exercise Style: American, Physical Delivery)

Call Options														Put Options																			
April 2026							May 2026							Other Months		April 2026							May 2026							Other Months		Exerise Price	
Exerise Price	Open price	Price max	Price min	Last price	Closing price	Volume	Open Interest	Open price	Price max	Price min	Last price	Closing price	Volume	Open Interest	Volume	Open Interest	Open price	Price max	Price min	Last price	Closing price	Volume	Open Interest	Open price	Price max	Price min	Last price	Closing price	Volume	Open Interest	Volume		Open Interest
9.000	0.000	0.000	0.000		5.21	-	-	0.000	0.000	0.000		5.22	-	-			0.000	0.000	0.000		0.001	-	-	0.000	0.000	0.000		0.001	-	-			0.090
9.250	0.000	0.000	0.000		4.96	-	-	0.000	0.000	0.000		4.97	-	-			0.000	0.000	0.000		0.001	-	-	0.000	0.000	0.000		0.002	-	-			0.093
9.500	0.000	0.000	0.000		4.71	-	-	0.000	0.000	0.000		4.72	-	-			0.000	0.000	0.000		0.001	-	-	0.000	0.000	0.000		0.004	-	-			0.095
9.750	0.000	0.000	0.000		4.46	-	-	0.000	0.000	0.000		4.47	-	-			0.000	0.000	0.000		0.001	-	-	0.000	0.000	0.000		0.007	-	-			0.098
10.000	0.000	0.000	0.000		4.21	-	-	0.000	0.000	0.000		4.22	-	-			0.000	0.000	0.000		0.001	-	-	0.000	0.000	0.000		0.012	-	-			0.100
10.500	0.000	0.000	0.000		3.71	-	-	0.000	0.000	0.000		3.73	-	-			0.000	0.000	0.000		0.001	-	-	0.000	0.000	0.000		0.002	-	-			0.105
11.000	0.000	0.000	0.000		3.21	-	-	0.000	0.000	0.000		3.23	-	-			0.000	0.000	0.000		0.002	-	-	0.000	0.000	0.000		0.007	-	-			0.110
11.500	0.000	0.000	0.000		2.71	-	-	0.000	0.000	0.000		2.75	-	-			0.000	0.000	0.000		0.010	-	-	0.000	0.000	0.000		0.021	-	-			0.115
12.000	0.000	0.000	0.000		2.21	-	-	0.000	0.000	0.000		2.28	-	-			0.000	0.000	0.000		0.002	-	-	0.000	0.000	0.000		0.050	-	-			0.120
12.500	0.000	0.000	0.000		1.72	-	-	0.000	0.000	0.000		1.84	-	-			0.000	0.000	0.000		0.010	-	-	0.000	0.000	0.000		0.108	-	-			0.125
13.000	0.000	0.000	0.000		1.25	-	-	0.000	0.000	0.000		1.44	-	-			0.000	0.000	0.000		0.041	-	-	0.000	0.000	0.000		0.206	-	-			0.130
13.500	0.000	0.000	0.000		0.834	-	-	1.52	1.52	1.52	1.52	1.52	15	15			0.000	0.000	0.000		0.122	-	15	0.000	0.000	0.000		0.353	-	-			0.135
14.000	0.000	0.000	0.000		0.497	-	-	0.000	0.000	0.000		0.790	-	15			0.000	0.000	0.000		0.286	-	45	0.000	0.000	0.000		0.558	-	-			0.140
14.500	0.000	0.000	0.000		0.260	-	-	0.000	0.000	0.000		0.554	-	-			0.000	0.000	0.000		0.548	-	70	0.000	0.000	0.000		0.822	-	-			0.145
15.000	0.000	0.000	0.000		0.119	-	15	0.000	0.000	0.000		0.374	-	30			0.000	0.000	0.000		0.908	-	90	0.000	0.000	0.000		1.14	-	-			0.150
15.500	0.000	0.000	0.000		0.048	-	90	0.000	0.000	0.000		0.243	-	-			0.000	0.000	0.000		1.34	-	5	0.000	0.000	0.000		1.51	-	-			0.155
16.000	0.000	0.000	0.000		0.016	-	-	0.000	0.000	0.000		0.152	-	-			0.000	0.000	0.000		1.81	-	-	0.000	0.000	0.000		1.92	-	-			0.160
16.500	0.000	0.000	0.000		0.005	-	-	0.000	0.000	0.000		0.092	-	-			0.000	0.000	0.000		2.30	-	-	0.000	0.000	0.000		2.37	-	-			0.165
17.000	0.000	0.000	0.000		0.001	-	-	0.000	0.000	0.000		0.053	-	-			0.000	0.000	0.000		2.80	-	-	0.000	0.000	0.000		2.83	-	-			0.170
17.500	0.000	0.000	0.000		0.001	-	-	0.000	0.000	0.000		0.030	-	-			0.000	0.000	0.000		3.30	-	-	0.000	0.000	0.000		3.31	-	-			0.175
18.000	0.000	0.000	0.000		0.002	-	-	0.000	0.000	0.000		0.016	-	-			0.000	0.000	0.000		3.80	-	-	0.000	0.000	0.000		3.80	-	-			0.180
18.500	0.000	0.000	0.000		0.001	-	-	0.000	0.000	0.000		0.008	-	-			0.000	0.000	0.000		4.30	-	-	0.000	0.000	0.000		4.30	-	-			0.185
19.000	0.000	0.000	0.000		0.001	-	-	0.000	0.000	0.000		0.004	-	-			0.000	0.000	0.000		4.80	-	50	0.000	0.000	0.000		4.80	-	-			0.190
19.500	0.000	0.000	0.000		0.001	-	-	0.000	0.000	0.000		0.002	-	-			0.000	0.000	0.000		5.30	-	50	0.000	0.000	0.000		5.30	-	-			0.195
20.000	0.000	0.000	0.000		0.001	-	-	0.000	0.000	0.000		0.001	-	-			0.000	0.000	0.000		5.80	-	-	0.000	0.000	0.000		5.80	-	-			0.200
21.000	0.000	0.000	0.000		0.001	-	-	0.000	0.000	0.000		0.001	-	-			0.000	0.000	0.000		6.80	-	-	0.000	0.000	0.000		6.80	-	-			0.210
22.000	0.000	0.000	0.000		0.001	-	-	0.000	0.000	0.000		0.001	-	-			0.000	0.000	0.000		7.80	-	-	0.000	0.000	0.000		7.80	-	-			0.220
23.000	0.000	0.000	0.000		0.001	-	-	0.000	0.000	0.000		0.001	-	-			0.000	0.000	0.000		8.80	-	-	0.000	0.000	0.000		8.80	-	-			0.230
24.000	0.000	0.000	0.000		0.001	-	-						-	-			0.000	0.000	0.000		9.80	-	-				-	-			0.240		
25.000	0.000	0.000	0.000		0.001	-	-						-	-			0.000	0.000	0.000		10.80	-	-				-	-			0.250		
26.000	0.000	0.000	0.000		0.001	-	-						-	-			0.000	0.000	0.000		11.80	-	-				-	-			0.260		
27.000						-	-						-	-								-	-				-	-			0.270		
28.000						-	-						-	-								-	-				-	-			0.280		
29.000						-	-						-	-								-	-				-	-			0.290		
30.000						-	-						-	-								-	-				-	-			0.300		

Allwyn AG (CR)

(Contract Size: 100 Securities, Exercise Style: American, Physical Delivery)

	Call Options														Put Options																		
	April 2026							May 2026							Other Months		April 2026							May 2026							Other Months		
Exercise Price	Open price	Price max	Price min	Last price	Closing price	Volume	Open Interest	Open price	Price max	Price min	Last price	Closing price	Volume	Open Interest	Volume	Open Interest	Open price	Price max	Price min	Last price	Closing price	Volume	Open Interest	Open price	Price max	Price min	Last price	Closing price	Volume	Open Interest	Volume	Open Interest	Exercise Price
Totals:						0	105						15	60	0	0						0	325						0	25	0	0	
Number of Trades:						0							1		0							0.00						0		0			

ALPHA BANK (CR)

(Contract Size: 100 Securities, Exercise Style: American, Physical Delivery)

Call Options																Put Options																		
Exercise Price	April 2026						May 2026						Other Months		April 2026						May 2026						Other Months		Exercise Price					
	Open price	Price max	Price min	Last price	Closing price	Volume	Open Interest	Open price	Price max	Price min	Last price	Closing price	Volume	Open Interest	Volume	Open Interest	Open price	Price max	Price min	Last price	Closing price	Volume	Open Interest	Open price	Price max	Price min	Last price	Closing price		Volume	Open Interest	Volume	Open Interest	
2.000	0.000	0.000	0.000		1.35	-	-	0.000	0.000	0.000		1.35	-	-			0.000	0.000	0.000		0.001	-	-	0.000	0.000	0.000		0.001	-	-			0.020	
2.100	0.000	0.000	0.000		1.25	-	-	0.000	0.000	0.000		1.26	-	-			0.000	0.000	0.000		0.001	-	-	0.000	0.000	0.000		0.001	-	-			0.021	
2.200	0.000	0.000	0.000		1.15	-	-	0.000	0.000	0.000		1.16	-	-			0.000	0.000	0.000		0.001	-	-	0.000	0.000	0.000		0.001	-	-			0.022	
2.300	0.000	0.000	0.000		1.05	-	-	0.000	0.000	0.000		1.06	-	-			0.000	0.000	0.000		0.001	-	-	0.000	0.000	0.000		0.001	-	-			0.023	
2.400	0.000	0.000	0.000		0.952	-	-	0.000	0.000	0.000		0.959	-	-			0.000	0.000	0.000		0.003	-	-	0.000	0.000	0.000		0.003	-	-			0.024	
2.500	0.000	0.000	0.000		0.852	-	-	0.000	0.000	0.000		0.862	-	-			0.000	0.000	0.000		0.001	-	-	0.000	0.000	0.000		0.006	-	-			0.025	
2.600	0.000	0.000	0.000		0.753	-	-	0.000	0.000	0.000		0.768	-	-			0.000	0.000	0.000		0.001	-	-	0.000	0.000	0.000		0.011	-	-			0.026	
2.700	0.000	0.000	0.000		0.654	-	-	0.000	0.000	0.000		0.676	-	-			0.000	0.000	0.000		0.002	-	-	0.000	0.000	0.000		0.020	-	-			0.027	
2.800	0.000	0.000	0.000		0.557	-	-	0.000	0.000	0.000		0.588	-	-			0.000	0.000	0.000		0.004	-	-	0.000	0.000	0.000		0.031	-	-			0.028	
2.900	0.000	0.000	0.000		0.463	-	-	0.000	0.000	0.000		0.506	-	-			0.000	0.000	0.000		0.010	-	-	0.000	0.000	0.000		0.049	-	-			0.029	
3.000	0.000	0.000	0.000		0.374	-	-	0.000	0.000	0.000		0.431	-	-			0.000	0.000	0.000		0.022	-	10	0.000	0.000	0.000		0.073	-	-			0.030	
3.100	0.000	0.000	0.000		0.294	-	-	0.000	0.000	0.000		0.361	-	4			0.000	0.000	0.000		0.041	-	-	0.000	0.000	0.000		0.104	-	-			0.031	
3.200	0.000	0.000	0.000		0.222	-	20	0.000	0.000	0.000		0.297	-	-			0.100	0.100	0.100	0.100	0.100	50	64	0.000	0.000	0.000		0.140	-	-			0.032	
3.300	0.000	0.000	0.000		0.162	-	-	0.000	0.000	0.000		0.244	-	30			0.000	0.000	0.000		0.110	-	-	0.000	0.000	0.000		0.187	-	-			0.033	
3.400	0.000	0.000	0.000		0.114	-	-	0.000	0.000	0.000		0.197	-	-			0.000	0.000	0.000		0.161	-	-	0.000	0.000	0.000		0.239	-	-			0.034	
3.500	0.000	0.000	0.000		0.077	-	-	0.000	0.000	0.000		0.155	-	-			0.000	0.000	0.000		0.224	-	-	0.000	0.000	0.000		0.297	-	-			0.035	
3.600	0.000	0.000	0.000		0.050	-	-	0.000	0.000	0.000		0.123	-	-			0.000	0.000	0.000		0.297	-	-	0.000	0.000	0.000		0.366	-	-			0.036	
3.700	0.000	0.000	0.000		0.031	-	5	0.000	0.000	0.000		0.095	-	-			0.000	0.000	0.000		0.379	-	-	0.000	0.000	0.000		0.437	-	-			0.037	
3.800	0.000	0.000	0.000		0.019	-	-	0.000	0.000	0.000		0.073	-	-			0.000	0.000	0.000		0.466	-	-	0.000	0.000	0.000		0.515	-	-			0.038	
3.900	0.000	0.000	0.000		0.011	-	-	0.000	0.000	0.000		0.056	-	-			0.000	0.000	0.000		0.558	-	-	0.000	0.000	0.000		0.598	-	-			0.039	
4.000	0.000	0.000	0.000		0.006	-	-	0.000	0.000	0.000		0.041	-	-			0.000	0.000	0.000		0.654	-	-	0.000	0.000	0.000		0.684	-	-			0.040	
4.250	0.000	0.000	0.000		0.001	-	-	0.000	0.000	0.000		0.019	-	-			0.000	0.000	0.000		0.900	-	-	0.000	0.000	0.000		0.913	-	-			0.043	
4.400						-	-							-	-																			0.044
4.500	0.000	0.000	0.000		0.001	-	-	0.000	0.000	0.000		0.008	-	-			0.000	0.000	0.000		1.15	-	-	0.000	0.000	0.000		1.15	-	-			0.045	
4.750	0.000	0.000	0.000		0.003	-	-	0.000	0.000	0.000		0.003	-	-			0.000	0.000	0.000		1.40	-	-	0.000	0.000	0.000		1.40	-	-			0.048	
4.800						-	-							-	-																			0.048
5.000	0.000	0.000	0.000		0.001	-	-	0.000	0.000	0.000		0.001	-	-			0.000	0.000	0.000		1.65	-	-	0.000	0.000	0.000		1.65	-	-			0.050	
5.250	0.000	0.000	0.000		0.001	-	-	0.000	0.000	0.000		0.002	-	-			0.000	0.000	0.000		1.90	-	-	0.000	0.000	0.000		1.90	-	-			0.053	
5.500	0.000	0.000	0.000		0.001	-	-	0.000	0.000	0.000		0.001	-	-			0.000	0.000	0.000		2.15	-	-	0.000	0.000	0.000		2.15	-	-			0.055	
5.750	0.000	0.000	0.000		0.001	-	-	0.000	0.000	0.000		0.001	-	-			0.000	0.000	0.000		2.40	-	-	0.000	0.000	0.000		2.40	-	-			0.058	
6.000	0.000	0.000	0.000		0.001	-	-							-	-																			0.060
6.250	0.000	0.000	0.000		0.001	-	-							-	-																			0.063
6.500	0.000	0.000	0.000		0.001	-	-							-	-																			0.065
6.750	0.000	0.000	0.000		0.001	-	-							-	-																			0.068
7.000	0.000	0.000	0.000		0.001	-	-							-	-																			0.070

ALPHA BANK (CR)

(Contract Size: 100 Securities, Exercise Style: American, Physical Delivery)

	Call Options														Put Options																				
	April 2026							May 2026							Other Months		April 2026							May 2026							Other Months				
Exercise Price	Open price	Price max	Price min	Last price	Closing price	Volume	Open Interest	Open price	Price max	Price min	Last price	Closing price	Volume	Open Interest	Volume	Open Interest	Open price	Price max	Price min	Last price	Closing price	Volume	Open Interest	Open price	Price max	Price min	Last price	Closing price	Volume	Open Interest	Volume	Open Interest	Exercise Price		
Totals:						0	25						0	34	0	0						0	74						0	0	0	0	0	0	
Number of Trades:							0						0			0						2.00						0			0		0		

NATIONAL BANK (CR)

(Contract Size: 100 Securities, Exercise Style: American, Physical Delivery)

Call Options																Put Options																		
April 2026								May 2026								Other Months		April 2026						May 2026					Other Months		Exercise Price			
Exerise Price	Open price	Price max	Price min	Last price	Closing price	Volume	Open Interest	Open price	Price max	Price min	Last price	Closing price	Volume	Open Interest	Volume	Open Interest	Open price	Price max	Price min	Last price	Closing price	Volume	Open Interest	Open price	Price max	Price min	Last price	Closing price	Volume	Open Interest		Volume	Open Interest	
8.250						-	-							-	-									-	-							0.083		
8.400						-	-							-	-									-	-							0.084		
8.500						-	-							-	-									-	-							0.085		
8.750	0.000	0.000	0.000		4.56	-	-	0.000	0.000	0.000		4.57	-	-			0.000	0.000	0.000		0.001	-	-	0.000	0.000	0.000		0.002	-	-		0.088		
8.800						-	-							-	-									-	-							0.088		
9.000	0.000	0.000	0.000		4.31	-	-	0.000	0.000	0.000		4.33	-	-			0.000	0.000	0.000		0.001	-	-	0.000	0.000	0.000		0.004	-	-		0.090		
9.200						-	-							-	-									-	-							0.092		
9.250	0.000	0.000	0.000		4.06	-	-	0.000	0.000	0.000		4.08	-	-			0.000	0.000	0.000		0.001	-	-	0.000	0.000	0.000		0.007	-	-		0.093		
9.500	0.000	0.000	0.000		3.81	-	-	0.000	0.000	0.000		3.83	-	-			0.000	0.000	0.000		0.001	-	-	0.000	0.000	0.000		0.011	-	-		0.095		
9.600						-	-							-	-									-	-							0.096		
9.750	0.000	0.000	0.000		3.56	-	-	0.000	0.000	0.000		3.59	-	-			0.000	0.000	0.000		0.003	-	-	0.000	0.000	0.000		0.018	-	-		0.098		
10.000	0.000	0.000	0.000		3.31	-	-	0.000	0.000	0.000		3.35	-	-			0.000	0.000	0.000		0.001	-	-	0.000	0.000	0.000		0.027	-	-		0.100		
10.500	0.000	0.000	0.000		2.81	-	-	0.000	0.000	0.000		2.88	-	-			0.000	0.000	0.000		0.003	-	-	0.000	0.000	0.000		0.057	-	-		0.105		
11.000	0.000	0.000	0.000		2.32	-	-	0.000	0.000	0.000		2.44	-	-			0.000	0.000	0.000		0.012	-	-	0.000	0.000	0.000		0.110	-	-		0.110		
11.500	0.000	0.000	0.000		1.85	-	-	0.000	0.000	0.000		2.02	-	-			0.000	0.000	0.000		0.038	-	-	0.000	0.000	0.000		0.194	-	-		0.115		
12.000	0.000	0.000	0.000		1.41	-	-	0.000	0.000	0.000		1.64	-	-			0.000	0.000	0.000		0.097	-	15	0.000	0.000	0.000		0.316	-	-		0.120		
12.500	0.000	0.000	0.000		1.02	-	-	0.000	0.000	0.000		1.31	-	-			0.000	0.000	0.000		0.205	-	10	0.000	0.000	0.000		0.482	-	-		0.125		
13.000	0.000	0.000	0.000		0.692	-	-	0.000	0.000	0.000		1.02	-	-			0.000	0.000	0.000		0.381	-	-	0.000	0.000	0.000		0.694	-	-		0.130		
13.500	0.000	0.000	0.000		0.444	-	30	0.000	0.000	0.000		0.782	-	60			0.000	0.000	0.000		0.633	-	-	0.000	0.000	0.000		0.952	-	-		0.135		
14.000	0.000	0.000	0.000		0.265	-	-	0.000	0.000	0.000		0.582	-	-			0.000	0.000	0.000		0.954	-	-	0.000	0.000	0.000		1.25	-	-		0.140		
14.500	0.000	0.000	0.000		0.147	-	-	0.000	0.000	0.000		0.427	-	-			0.000	0.000	0.000		1.34	-	-	0.000	0.000	0.000		1.60	-	-		0.145		
15.000	0.000	0.000	0.000		0.078	-	-	0.000	0.000	0.000		0.310	-	-			0.000	0.000	0.000		1.77	-	-	0.000	0.000	0.000		1.98	-	-		0.150		
15.500	0.000	0.000	0.000		0.039	-	-	0.000	0.000	0.000		0.219	-	-			0.000	0.000	0.000		2.23	-	-	0.000	0.000	0.000		2.39	-	-		0.155		
16.000	0.000	0.000	0.000		0.018	-	-	0.000	0.000	0.000		0.149	-	-			0.000	0.000	0.000		2.71	-	-	0.000	0.000	0.000		2.82	-	-		0.160		
16.500	0.000	0.000	0.000		0.008	-	-	0.000	0.000	0.000		0.104	-	-			0.000	0.000	0.000		3.20	-	-	0.000	0.000	0.000		3.28	-	-		0.165		
17.000	0.000	0.000	0.000		0.003	-	-	0.000	0.000	0.000		0.070	-	-			0.000	0.000	0.000		3.70	-	-	0.000	0.000	0.000		3.75	-	-		0.170		
17.500	0.000	0.000	0.000		0.001	-	-	0.000	0.000	0.000		0.044	-	-			0.000	0.000	0.000		4.20	-	-	0.000	0.000	0.000		4.22	-	-		0.175		
18.000	0.000	0.000	0.000		0.001	-	-	0.000	0.000	0.000		0.030	-	-			0.000	0.000	0.000		4.70	-	-	0.000	0.000	0.000		4.71	-	-		0.180		
18.500	0.000	0.000	0.000		0.001	-	-	0.000	0.000	0.000		0.019	-	-			0.000	0.000	0.000		5.20	-	-	0.000	0.000	0.000		5.20	-	-		0.185		
19.000	0.000	0.000	0.000		0.001	-	-	0.000	0.000	0.000		0.012	-	-			0.000	0.000	0.000		5.70	-	-	0.000	0.000	0.000		5.70	-	-		0.190		
19.500	0.000	0.000	0.000		0.001	-	-	0.000	0.000	0.000		0.008	-	-			0.000	0.000	0.000		6.20	-	-	0.000	0.000	0.000		6.20	-	-		0.195		
20.000	0.000	0.000	0.000		0.001	-	-							-	-						6.70	-	-									0.200		
21.000	0.000	0.000	0.000		0.001	-	-							-	-						7.70	-	-									0.210		
22.000	0.000	0.000	0.000		0.001	-	-							-	-						8.70	-	-									0.220		
Totals:						0	30							0	60	0	0							0	25						0	0	0	269
Number of Trades:						0							0			0							0.00						0			0		

OTE (CR)

(Contract Size: 100 Securities, Exercise Style: American, Physical Delivery)

Call Options																Put Options																	
April 2026								May 2026								Other Months		April 2026						May 2026					Other Months		Exerise Price		
Exerise Price	Open price	Price max	Price min	Last price	Closing price	Volume	Open Interest	Open price	Price max	Price min	Last price	Closing price	Volume	Open Interest	Volume	Open Interest	Open price	Price max	Price min	Last price	Closing price	Volume	Open Interest	Open price	Price max	Price min	Last price	Closing price	Volume	Open Interest		Volume	Open Interest
10.000						-	-							-	-									-	-								0.100
10.500						-	-							-	-									-	-								0.105
11.000	0.000	0.000	0.000		6.27	-	-	0.000	0.000	0.000		6.29	-	-			0.000	0.000	0.000		0.001	-	-	0.000	0.000	0.000		0.001	-	-		0.110	
11.500	0.000	0.000	0.000		5.77	-	-	0.000	0.000	0.000		5.79	-	-			0.000	0.000	0.000		0.001	-	-	0.000	0.000	0.000		0.001	-	-		0.115	
12.000	0.000	0.000	0.000		5.27	-	-	0.000	0.000	0.000		5.29	-	-			0.000	0.000	0.000		0.001	-	-	0.000	0.000	0.000		0.001	-	-		0.120	
12.500	0.000	0.000	0.000		4.77	-	-	0.000	0.000	0.000		4.79	-	-			0.000	0.000	0.000		0.001	-	-	0.000	0.000	0.000		0.002	-	-		0.125	
13.000	0.000	0.000	0.000		4.27	-	-	0.000	0.000	0.000		4.29	-	-			0.000	0.000	0.000		0.001	-	-	0.000	0.000	0.000		0.001	-	-		0.130	
13.500	0.000	0.000	0.000		3.77	-	-	0.000	0.000	0.000		3.80	-	-			0.000	0.000	0.000		0.001	-	-	0.000	0.000	0.000		0.002	-	-		0.135	
14.000	0.000	0.000	0.000		3.27	-	-	0.000	0.000	0.000		3.30	-	-			0.000	0.000	0.000		0.003	-	-	0.000	0.000	0.000		0.007	-	-		0.140	
14.500	0.000	0.000	0.000		2.77	-	-	0.000	0.000	0.000		2.82	-	-			0.000	0.000	0.000		0.001	-	-	0.000	0.000	0.000		0.020	-	-		0.145	
15.000	0.000	0.000	0.000		2.28	-	-	0.000	0.000	0.000		2.34	-	-			0.000	0.000	0.000		0.005	-	-	0.000	0.000	0.000		0.047	-	-		0.150	
15.500	0.000	0.000	0.000		1.79	-	-	0.000	0.000	0.000		1.90	-	-			0.000	0.000	0.000		0.019	-	-	0.000	0.000	0.000		0.100	-	-		0.155	
16.000	1.65	1.65	1.65	1.65	1.65	15	15	0.000	0.000	0.000		1.49	-	-			0.000	0.000	0.000		0.061	-	61	0.000	0.000	0.000		0.192	-	-		0.160	
16.500	0.000	0.000	0.000		0.928	-	-	0.000	0.000	0.000		1.13	-	-			0.000	0.000	0.000		0.153	-	45	0.000	0.000	0.000		0.331	-	-		0.165	
17.000	0.000	0.000	0.000		0.591	-	16	0.000	0.000	0.000		0.825	-	-			0.000	0.000	0.000		0.317	-	-	0.000	0.000	0.000		0.526	-	-		0.170	
17.500	0.000	0.000	0.000		0.344	-	15	0.000	0.000	0.000		0.579	-	-			0.000	0.000	0.000		0.570	-	-	0.000	0.000	0.000		0.780	-	-		0.175	
18.000	0.000	0.000	0.000		0.181	-	-	0.000	0.000	0.000		0.390	-	-			0.000	0.000	0.000		0.907	-	-	0.000	0.000	0.000		1.09	-	-		0.180	
18.500	0.000	0.000	0.000		0.085	-	-	0.000	0.000	0.000		0.253	-	-			0.000	0.000	0.000		1.31	-	-	0.000	0.000	0.000		1.46	-	-		0.185	
19.000	0.000	0.000	0.000		0.036	-	-	0.000	0.000	0.000		0.157	-	-			0.000	0.000	0.000		1.77	-	-	0.000	0.000	0.000		1.86	-	-		0.190	
19.500	0.000	0.000	0.000		0.014	-	-	0.000	0.000	0.000		0.093	-	-			0.000	0.000	0.000		2.25	-	-	0.000	0.000	0.000		2.30	-	-		0.195	
20.000	0.000	0.000	0.000		0.004	-	-	0.000	0.000	0.000		0.053	-	-			0.000	0.000	0.000		2.74	-	-	0.000	0.000	0.000		2.77	-	-		0.200	
21.000	0.000	0.000	0.000		0.001	-	-	0.000	0.000	0.000		0.015	-	-			0.000	0.000	0.000		3.74	-	-	0.000	0.000	0.000		3.74	-	-		0.210	
22.000	0.000	0.000	0.000		0.001	-	-	0.000	0.000	0.000		0.004	-	-			0.000	0.000	0.000		4.74	-	-	0.000	0.000	0.000		4.74	-	-		0.220	
23.000	0.000	0.000	0.000		0.001	-	-	0.000	0.000	0.000		0.001	-	-			0.000	0.000	0.000		5.74	-	-	0.000	0.000	0.000		5.74	-	-		0.230	
24.000	0.000	0.000	0.000		0.001	-	-	0.000	0.000	0.000		0.001	-	-			0.000	0.000	0.000		6.74	-	-	0.000	0.000	0.000		6.74	-	-		0.240	
25.000	0.000	0.000	0.000		0.001	-	-	0.000	0.000	0.000		0.001	-	-			0.000	0.000	0.000		7.74	-	-	0.000	0.000	0.000		7.74	-	-		0.250	
26.000	0.000	0.000	0.000		0.001	-	-	0.000	0.000	0.000		0.001	-	-			0.000	0.000	0.000		8.74	-	-	0.000	0.000	0.000		8.74	-	-		0.260	
Totals:						15	46						0	0	0	0						15	106					0	30	0	0		
Number of Trades:						1							0		0							0.00						0		0			

PIRAEUS BANK (CR)

(Contract Size: 100 Securities, Exercise Style: American, Physical Delivery)

Call Options														Put Options																			
Exercise Price	April 2026						May 2026						Other Months		April 2026						May 2026						Other Months		Exercise Price				
	Open price	Price max	Price min	Last price	Closing price	Volume	Open Interest	Open price	Price max	Price min	Last price	Closing price	Volume	Open Interest	Volume	Open Interest	Open price	Price max	Price min	Last price	Closing price	Volume	Open Interest	Open price	Price max	Price min	Last price	Closing price		Volume	Open Interest	Volume	Open Interest
4.250	0.000	0.000	0.000		3.21	-	-	0.000	0.000	0.000		3.22	-	-			0.000	0.000	0.000		0.001	-	-	0.000	0.000	0.000		0.001	-	-			0.043
4.500	0.000	0.000	0.000		2.96	-	-	0.000	0.000	0.000		2.97	-	-			0.000	0.000	0.000		0.001	-	-	0.000	0.000	0.000		0.001	-	-			0.045
4.750	0.000	0.000	0.000		2.71	-	-	0.000	0.000	0.000		2.72	-	-			0.000	0.000	0.000		0.002	-	-	0.000	0.000	0.000		0.001	-	-			0.048
5.000	0.000	0.000	0.000		2.46	-	-	0.000	0.000	0.000		2.48	-	-			0.000	0.000	0.000		0.001	-	-	0.000	0.000	0.000		0.003	-	-			0.050
5.250	0.000	0.000	0.000		2.21	-	-	0.000	0.000	0.000		2.23	-	-			0.000	0.000	0.000		0.001	-	-	0.000	0.000	0.000		0.007	-	-			0.053
5.500	0.000	0.000	0.000		1.97	-	-	0.000	0.000	0.000		1.99	-	-			0.000	0.000	0.000		0.002	-	-	0.000	0.000	0.000		0.015	-	-			0.055
5.750	0.000	0.000	0.000		1.72	-	-	0.000	0.000	0.000		1.75	-	-			0.000	0.000	0.000		0.001	-	-	0.000	0.000	0.000		0.029	-	-			0.058
6.000	0.000	0.000	0.000		1.47	-	-	0.000	0.000	0.000		1.53	-	-			0.000	0.000	0.000		0.003	-	-	0.000	0.000	0.000		0.053	-	-			0.060
6.250	0.000	0.000	0.000		1.23	-	-	0.000	0.000	0.000		1.31	-	-			0.000	0.000	0.000		0.010	-	20	0.000	0.000	0.000		0.087	-	-			0.063
6.500	0.000	0.000	0.000		0.993	-	-	0.000	0.000	0.000		1.11	-	-			0.000	0.000	0.000		0.027	-	-	0.000	0.000	0.000		0.136	-	-			0.065
6.750	0.000	0.000	0.000		0.776	-	-	0.000	0.000	0.000		0.927	-	-			0.000	0.000	0.000		0.060	-	-	0.000	0.000	0.000		0.201	-	-			0.068
7.000	0.000	0.000	0.000		0.581	-	-	0.000	0.000	0.000		0.766	-	-			0.000	0.000	0.000		0.115	-	30	0.000	0.000	0.000		0.289	-	-			0.070
7.250	0.000	0.000	0.000		0.415	-	20	0.000	0.000	0.000		0.622	-	-			0.000	0.000	0.000		0.198	-	-	0.000	0.000	0.000		0.395	-	-			0.073
7.500	0.000	0.000	0.000		0.284	-	1,200	0.000	0.000	0.000		0.495	-	50			0.000	0.000	0.000		0.318	-	-	0.000	0.000	0.000		0.518	-	-			0.075
7.750	0.000	0.000	0.000		0.185	-	1,200	0.000	0.000	0.000		0.391	-	-			0.000	0.000	0.000		0.469	-	-	0.000	0.000	0.000		0.664	-	-			0.078
8.000	0.000	0.000	0.000		0.115	-	-	0.000	0.000	0.000		0.305	-	-			0.000	0.000	0.000		0.649	-	-	0.000	0.000	0.000		0.828	-	-			0.080
8.250	0.000	0.000	0.000		0.068	-	-	0.000	0.000	0.000		0.231	-	-			0.000	0.000	0.000		0.852	-	-	0.000	0.000	0.000		1.00	-	-			0.083
8.500	0.000	0.000	0.000		0.038	-	-	0.000	0.000	0.000		0.177	-	-			0.000	0.000	0.000		1.07	-	-	0.000	0.000	0.000		1.20	-	-			0.085
8.750	0.000	0.000	0.000		0.020	-	-	0.000	0.000	0.000		0.132	-	-			0.000	0.000	0.000		1.31	-	-	0.000	0.000	0.000		1.41	-	-			0.088
9.000	0.000	0.000	0.000		0.010	-	-	0.000	0.000	0.000		0.096	-	-			0.000	0.000	0.000		1.55	-	-	0.000	0.000	0.000		1.62	-	-			0.090
9.250	0.000	0.000	0.000		0.005	-	-	0.000	0.000	0.000		0.072	-	-			0.000	0.000	0.000		1.79	-	-	0.000	0.000	0.000		1.85	-	-			0.093
9.500	0.000	0.000	0.000		0.002	-	-	0.000	0.000	0.000		0.050	-	-			0.000	0.000	0.000		2.04	-	-	0.000	0.000	0.000		2.08	-	-			0.095
9.750	0.000	0.000	0.000		0.001	-	-	0.000	0.000	0.000		0.037	-	-			0.000	0.000	0.000		2.29	-	-	0.000	0.000	0.000		2.31	-	-			0.098
10.000	0.000	0.000	0.000		0.001	-	-	0.000	0.000	0.000		0.025	-	-			0.000	0.000	0.000		2.54	-	-	0.000	0.000	0.000		2.55	-	-			0.100
10.500	0.000	0.000	0.000		0.001	-	-	0.000	0.000	0.000		0.012	-	-			0.000	0.000	0.000		3.04	-	-	0.000	0.000	0.000		3.04	-	-			0.105
11.000	0.000	0.000	0.000		0.001	-	-	0.000	0.000	0.000		0.006	-	-			0.000	0.000	0.000		3.54	-	-	0.000	0.000	0.000		3.54	-	-			0.110
11.500	0.000	0.000	0.000		0.001	-	-						-	-			0.000	0.000	0.000		4.04	-	-				-	-			0.115		
12.000	0.000	0.000	0.000		0.001	-	-						-	-			0.000	0.000	0.000		4.54	-	-				-	-			0.120		
12.500	0.000	0.000	0.000		0.001	-	-						-	-			0.000	0.000	0.000		5.04	-	-				-	-			0.125		
13.000	0.000	0.000	0.000		0.001	-	-						-	-			0.000	0.000	0.000		5.54	-	-				-	-			0.130		
Totals:						0	2,420						0	50	0	0					0	50					0	0	0	0			
Number of Trades:						0							0		0						0.00						0		0				

PPC (CR)

(Contract Size: 100 Securities, Exercise Style: American, Physical Delivery)

	Call Options														Put Options																			
	April 2026						May 2026						Other Months		April 2026						May 2026						Other Months							
Exercise Price	Open price	Price max	Price min	Last price	Closing price	Volume	Open Interest	Open price	Price max	Price min	Last price	Closing price	Volume	Open Interest	Volume	Open Interest	Open price	Price max	Price min	Last price	Closing price	Volume	Open Interest	Open price	Price max	Price min	Last price	Closing price	Volume	Open Interest	Volume	Open Interest	Exercise Price	
Totals:						5	74						2	2	0	0						5	30						0	0	0	0		
Number of Trades:						1							1		0							0.00							0		0			

Lending Products	Underlying Title	Multilateral Transactions[1]					Bilateral Transactions[2]		Stock Borrowing through OTC (volume)[3]
		Open Interest[5]	Volume(Offered)	Average Weighted	Transactions volume	Average Weighted	Transactions Volume	Average Weighted	Transactions Volume
ADMIEBOR	ADMIE (IPTO) HOLDING S.A. (CR)	2,000	269,084	5.49%	1,000	3.70%	---	---	5,269,021
AEGNBOR	AEGEAN AIRLINES (CR)	---	153,544	5.49%	---	---	---	---	455,658
AKTRBOR	AKTOR S.A. HOLDING CO. (CR)	---	26,697	5.49%	---	---	---	---	708,700
ALWNBOR	Allwyn AG (CR)	38,969	247,652	5.49%	14,000	3.83%	---	---	9,757,936
ALPHABOR	ALPHA BANK (CR)	8,000	1,264,803	5.49%	---	---	---	---	185,828,526
AETFBOR	ALPHA ETF FTSE Athex Large Cap	---	---	---	---	---	---	---	2,000
AEMBOR	ALTER EGO MEDIA (CR)	---	244	5.49%	---	---	---	---	---
AIABOR	ATHENS INTL AIRPORT (CR)	12,008	31,778	5.49%	---	---	---	---	320,814
ACAGBOR	AUSTRIACARD (CB)	---	3,895	5.49%	---	---	---	---	962
OTOELBOR	AUTOHELLAS SA (CR)	7,400	4,046	5.49%	---	---	---	---	75,158
AVAXBOR	AVAX S.A. (CR)	7,900	67,628	5.49%	---	---	---	---	473,789
BYLOTBOR	BALLY'S INTRALOT (CR)	---	996,303	5.49%	---	---	---	---	34,771,434
BOCHGRBOR	BANK OF CYPRUS (CR)	---	1,273,698	5.49%	---	---	---	---	496,670
EEEBOR	CC HBC AG (CR)	1,160	15,466	5.49%	---	---	---	---	157,100
CENERBOR	CENERGY HOLDINGS (CB)	16,272	27,720	5.49%	---	---	---	---	1,302,341
CREDIABOR	CrediaBank (CR)	1,794	4	5.58%	---	---	---	---	276,240
DIMANDBOR	DIMAND (CR)	---	---	---	---	---	---	---	12,342
ELLAKTORBOR	ELLAKTOR (CR)	53,732	117,631	5.49%	---	---	---	---	110,826
ELHABOR	ELVALHALCOR (CR)	11,714	123,809	5.49%	---	---	---	---	294,019
EUROBBOR	EUROBANK (CR)	5,598	1,393,037	5.49%	---	---	---	---	121,657,947
EYDAPBOR	EYDAP S.A. (CR)	641	81,531	5.49%	---	---	---	---	353,219
FOYRKBOR	FOURLIS (CR)	2,500	13,336	5.49%	---	---	---	---	113,751
GEKTERNABOR	GEK TERNA (CR)	12,566	38,877	5.49%	---	---	---	---	1,154,913
SARBOR	GR. SARANTIS S.A. (CR)	3,508	6,259	5.49%	---	---	---	---	123,783
EXAEBOR	HELLENIC EXCHANGES-A.S.E. (CR)	14,409	312	5.49%	---	---	---	---	339,370
ELPEBOR	HELLENIQ ENERGY (CR)	56,203	66,962	5.49%	---	---	---	---	725,475
INTEKBOR	IDEAL HOLDINGS (CR)	---	13,037	5.49%	---	---	---	---	45,787
INTRKBOR	INTRACOM HOLDINGS (CR)	---	114,704	5.49%	---	---	---	---	244,706
BELABOR	JUMBO SA (CR)	---	187,360	5.49%	---	---	---	---	785,069
KRIBOR	KRI-KRI S.A. (CR)	2,999	---	---	---	---	---	---	---
LAMDABOR	LAMDA DEVELOPMENT SA (CR)	---	42,540	5.49%	---	---	---	---	256,136

Stock Lending Notes

[1] - Multilateral contracts Lending or Borrowing as per Methods 8-1, 8-2 and 8-3-3 (According to ATHEX BoD Resolution No.17)

[2] - Bilateral Contracts Lending or Borrowing as per Methods 8-3-1 and 8-3-2 & Contracts as per Method 4 (According to ATHEX BoD Resolution No.20)

[3] - The information concerning OTC Stock Borrowing Transactions is based on the statements of the Dematerialised Securities System (DSS) operators involved and refers to volumes that have been registered up until the previous working day.

[4] - Average Price (Volume weighted)

[5] - The Data concerning Open Interest before the start of trading session

Lending Products	Underlying Title	Open Interest[5]	Multilateral Transactions[1]				Bilateral Transactions[2]		Stock Borrowing through OTC (volume)[3]
			Volume(Offered)	Average Weighted	Transactions volume	Average Weighted	Transactions Volume	Average Weighted	Transactions Volume
MTLNBOR	METLEN PLC (CR)	16,990	216,903	5.49%	---	---	---	---	1,405,440
MIGBOR	MIG (CR)	1,495	---	---	---	---	---	---	39,913
MOHBOR	MOTOR OIL (CR)	29,044	152,175	5.49%	6,500	3.70%	---	---	742,705
ETEBOR	NATIONAL BANK (CR)	56,465	270,297	5.49%	---	---	---	---	24,074,704
NOVALBOR	NOVAL PROPERTY REIC (CR)	---	---	---	---	---	---	---	---
OPTIMABOR	OPTIMA BANK (CR)	200	913,794	5.49%	---	---	---	---	5,101,227
HTOBOR	OTE (CR)	2,500	183,989	5.49%	---	---	---	---	4,085,976
PPABOR	P.P.A. S.A. (CR)	4,500	289	5.50%	---	---	---	---	86,154
TPEIRBOR	PIRAEUS BANK (CR)	78,000	593,740	5.49%	30,000	3.78%	---	---	11,645,725
PPCBOR	PPC (CR)	60,370	102,342	5.49%	---	---	---	---	10,086,761
PROFBOR	PROFILE SA (CR)	---	21,070	5.49%	---	---	---	---	62,549
QLCOBOR	QUALCO GROUP (CR)	---	---	---	---	---	---	---	976,498
QUESTBOR	QUEST HOLDINGS (CR)	4,191	7,771	5.49%	---	---	---	---	48,196
TITCBOR	TITAN (CB)	5,481	228,107	5.49%	---	---	---	---	126,836
OLTHBOR	TPA SA (CR)	---	3,003	5.49%	---	---	---	---	750
TRESTATESBOR	TRADE ESTATES REIC (CR)	---	196	5.49%	---	---	---	---	---
VIOBOR	VIOHALCO SA/IV (CB)	---	78,459	5.49%	---	---	---	---	---

Stock Lending Notes

[1] - Multilateral contracts Lending or Borrowing as per Methods 8-1, 8-2 and 8-3-3 (According to ATHEX BoD Resolution No.17)

[2] - Bilateral Contracts Lending or Borrowing as per Methods 8-3-1 and 8-3-2 & Contracts as per Method 4 (According to ATHEX BoD Resolution No.20)

[3] - The information concerning OTC Stock Borrowing Transactions is based on the statements of the Dematerialised Securities System (DSS) operators involved and refers to volumes that have been registered up until the previous working day.

[4] - Average Price (Volume weighted)

[5] - The Data concerning Open Interest before the start of trading session

Sectors codification for listed companies

12003 -	ETF	10101010	Computer Services
10101015	Software	10102030	Computer Hardware
15101010	Telecommunications Equipment	15102015	Telecommunications Services
20101010	Health Care Facilities	20102010	Medical Equipment
20103015	Pharmaceuticals	30101010	Banks
30202000	Diversified Financial Services	30202010	Asset Managers & Custodians
30202015	Investment Services	30204000	Closed End Investments
30302010	Full Line Insurance	30302015	Insurance Brokers
30302025	Property and Casualty Insurance	35101010	Real Estate Holding and Development
35101015	Real Estate Services	35102000	Diversified REITs
35102045	Retail REITs.	40202015	Household Furnishings
40202020	Household Appliance	40203040	Electronic Entertainment
40204020	Clothing & Accessories	40301010	Entertainment
40301030	Publishing	40301035	Radio & TV Broadcasters
40401010	Diversified Retailers	40401020	Apparel Retailers
40401025	Home Improvement Retailers	40401030	Specialty Retailers
40501010	Airlines	40501015	Travel & Tourism
40501020	Casinos & Gambling	40501025	Hotels & Motels
45101015	Distillers & Vintners	45101020	Soft Drinks
45102010	Farming Fishing Ranching & Plantations	45102020	Food Products
45103010	Tobacco	45201010	Food Retailers & Wholesalers
45201020	Personal Products	50101010	Construction
50101020	Building Roof/Wallboard and Plumbing	50101030	Cement
50101035	Building Materials: Other	50202010	Electrical Components
50203015	Plastics	50203030	Containers & Packaging
50204000	Machinery: Industrial	50204020	Machinery: Construction & Handling
50205010	Industrial Suppliers	50205020	Back Office Support HR & Consulting
50205030	Forms & Bulk Printing Services	50206015	Commercial Vehicles & Parts
50206030	Marine Transportation	50206060	Transportation Services
55101000	Diversified Materials	55101020	Textile Products
55102000	General Mining	55102010	Iron & Steel
55102015	Metal Fabricating	55102035	Aluminum
60101020	Oil Refining and Marketing	65101010	Alternative Electricity
65101015	Conventional Electricity	65102000	Multi-Utilities
65102030	Water		

ATHEXGROUP

Athens Exchange Group

Λεωφ. Αθηνών 110 | 104 42 Αθήνα
110 Athinon Ave | 104 42 Athens GR
T +30 210 3366 800
www.athexgroup.gr