

26

Ημερήσιο Δελτίο
Συναλλακτικής Δραστηριότητας

Daily Official List
of Trading Activity



Disclaimer:

Hellenic Exchanges-Athens Stock Exchange S.A endeavours to ensure that the data and other material ("Information") presented on the Daily Official List are accurate and complete, but it is not liable for any errors or omissions of data or /and for the accuracy, credibility, updating and completeness of the aforesaid information nor it has any liability arising directly or indirectly from the use of the above Information.

The Company is not liable for the accuracy of the data included in listed companies' announcements. Only the sender of such an announcement is fully and solely liable for any infringement of third party's rights from the content of such announcement. All contents of the Daily Official List are provided only for information purposes and do not constitute investment advice or solicitation to invest in securities or other products listed for trading on the Exchange.

You acknowledge and agree that the Company is the owner of any property rights related to any Information appearing on the Daily Official List including intellectual property rights copyright, trademarks, etc.

The above data are a property of the Hellenic Exchanges-Athens Exchange and are copyright protected. Users are forbidden to reproduce, modify, copy, sale, transmit or redistribute, by all reproduction means and methods, part or the whole of the above data, without reference to their source.

The commercial exploitation of these data is, also, forbidden by third parties. Hellenic Exchanges-Athens Exchange does not carry any responsibility, direct or indirect, derived from usage or accidental alteration of the above data when used by third parties.

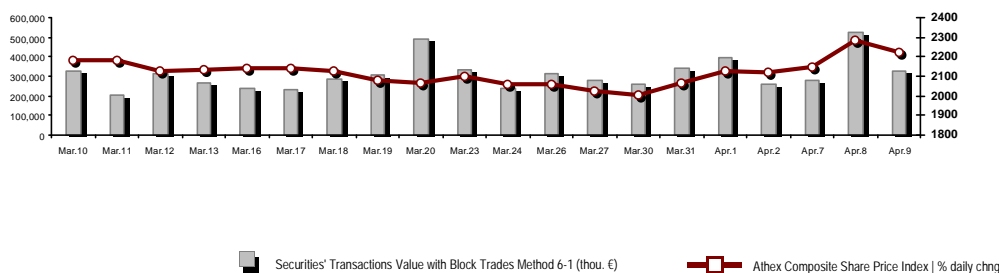
Hellenic Exchanges – Athens Stock Exchange S.A.

110 Athinon Ave., 10442 Athens, Tel: (210) 33.66.800, Fax: (210) 32.13.938

www.athexgroup.gr

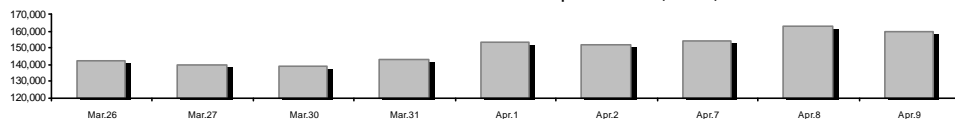
Summary of Markets

Athex Composite Share Price Index vs Shares and Derivatives Transactions Value

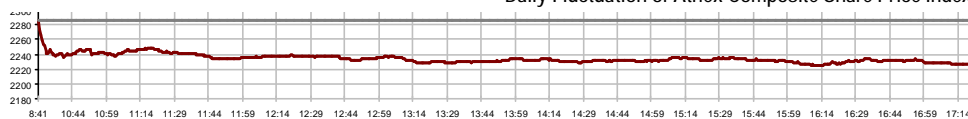


Athex Capitalisation (mill. €) **:	159,351.93		Derivatives Total Open Interest	1,690,350
Daily change: mill. € %	-3,824.20	-2.34%	in Index Futures % daily chng	9,127 -0.76%
Yearly Avg Capitalisation: mill. € % chng prev year Avg	152,881.68	19.73%	in Stock Futures % daily chng	1,673,770 -0.04%
Athex Composite Share Price Index % daily chng	2,225.74	-2.63%	in Index Options % daily chng	3,649 2.10%
Athex Composite Share Price Index Capitalisation (mill. €)	149,625.59		in Stock Options % daily chng	3,804 -2.69%
Daily change (mill. €)	-3,868.47			
Securities' Transactions Value with Block Trades Method 6-1 (t	329,250.05		Derivatives Contracts Volume:	43,372
Daily change: %	-195,661.81	-37.28%	Daily change: pieces %	-39,410 -47.61%
YTD Avg Trans. Value: thou. € % chng prev year Avg	369,211.27	70.87%	YTD Avg Derivatives Contracts % chng prev year Avg	89,880 56.10%
Blocks Transactions Value of Method 6-1 (thou. €)	23,792.15		Derivatives Trades Number:	4,041
Blocks Transactions Value of Method 6-2 & 6-3 (thou. €)	405.86		Daily change: number %	-3,798 -48.45%
Bonds Transactions Value (thou.€)	1,002.70		YTD Avg Trades number % chng prev year Avg	3,198 44.62%
Securities' Transactions Volume with Block Trades Method 6-1 (tho	59,121.59		Lending Total Open Interest	823,585
Daily change: thou. pieces %	-37,159.48	-38.59%	Daily change: pieces %	134,430 19.51%
YTD Avg Volume: % chng prev year Avg	57,352.78	37.58%	Lending Volume (Multilateral/Bilateral)	27,400
Blocks Transactions Volume of Method 6-1 (thou. Pieces)	8,801.16		Daily change: pieces %	-116,095
Blocks Transactions Volume of Method 6-2 & 6-3 (thou. Pieces)	20.76		Multilateral Lending	400
Bonds Transactions Volume	1,010,000		Bilateral Lending	27,000
Securities' Trades Number with Block Trades Method 6-1	76,354		Lending Trades Number:	5
Daily change: number %	-38,974	-33.79%	Daily change: %	-11
YTD Avg Trades number % chng prev year Avg	77,600	54.87%	Multilateral Lending Trades Number	1
Number of Blocks Method 6-1	19		Bilateral Lending Trades Number	4
Number of Blocks Method 6-2 & 6-3	1			
Number of Bonds Transactions	189			

Athex Capitalisation (mill. €) **



Daily Fluctuation of Athex Composite Share Price Index



Athex Composite Share Price Index at 08/04/2026

Daily Fluctuation of Athex Composite Share Price Index at 09/04/2026

Athex Indices

Index name	09/04/2026	08/04/2026	pts.	%	Min	Max	Year min	Year max	Year change
Athex Composite Share Price Index	2,225.74 €	2,285.92	-60.18	-2.63%	2,225.22	2,285.92	1,998.09	2,407.09	4.95% #
Athex Composite Index Total Return Index	4,400.72 €	4,519.70	-118.98	-2.63%	4,399.68	4,519.70	3,942.63	4,745.66	5.28% #
Athex ESG Index	2,643.85 €	2,719.55	-75.70	-2.78%	2,643.49	2,719.55	2,361.87	2,867.98	5.66% #
ATHEX Small Cap Price Index	2,325.06 €	2,339.63	-14.57	-0.62%	2,318.37	2,344.74	2,193.29	2,627.20	-8.78% €
ATHEX EN.A. Growth Price Index	18,004.61 #	17,909.75	94.86	0.53%	17,694.06	18,120.74	16,564.67	20,788.55	-9.00% €
FTSE/Athex Large Cap	5,663.91 €	5,828.97	-165.06	-2.83%	5,663.55	5,828.97	5,057.48	6,153.73	5.85% #
FTSE/Athex Mid Cap Index	2,707.99 €	2,746.35	-38.36	-1.40%	2,698.09	2,746.35	2,510.28	2,906.28	-4.14% €
FTSE/ATHEX High Dividend Yield Index	4,826.10 €	4,883.05	-56.95	-1.17%	4,826.10	4,885.17	4,495.63	5,149.57	-2.35% €
FTSE/Athex Market Index	1,334.85 €	1,374.29	-39.44	-2.87%	1,334.84	1,374.29	1,190.89	1,449.15	5.85% #
FTSE/Athex Banks	2,531.12 €	2,650.62	-119.50	-4.51%	2,531.12	2,650.62	2,143.30	2,859.37	10.34% #
FTSE/ATHEX TECHNOLOGY & TELECOMMUNICAT	6,582.68 €	6,607.56	-24.88	-0.38%	6,524.52	6,607.56	6,027.65	6,900.98	-2.83% €
FTSE/ATHEX HEALTH CARE	5,809.82 #	5,721.57	88.25	1.54%	5,721.57	5,841.70	4,884.62	6,137.55	14.34% #
FTSE/ATHEX FINANCIAL SERVICES	11,834.72 €	12,390.00	-555.28	-4.48%	11,834.72	12,390.00	10,029.11	13,356.35	10.32% #
FTSE/ATHEX REAL ESTATE	5,246.29 €	5,323.50	-77.21	-1.45%	5,238.46	5,323.50	5,093.00	5,898.28	-6.59% €
FTSE/ATHEX CONSUMER DISCRETIONARY	4,831.45 €	4,954.46	-123.01	-2.48%	4,815.45	4,954.46	4,472.82	5,876.98	-17.28% €
FTSE/ATHEX CONSUMER STAPLES	9,931.15 €	9,983.22	-52.07	-0.52%	9,871.78	10,036.58	8,640.95	10,243.39	12.69% #
FTSE/ATHEX INDUSTRIALS	11,519.74 €	11,570.60	-50.86	-0.44%	11,436.11	11,580.92	10,051.45	12,182.07	14.61% #
FTSE/ATHEX BASIC MATERIALS	10,238.74 €	10,346.59	-107.85	-1.04%	10,122.04	10,346.59	8,778.94	11,861.41	7.48% #
FTSE/ATHEX ENERGY & UTILITIES	6,889.30 €	7,013.68	-124.38	-1.77%	6,880.04	7,013.68	6,127.28	7,506.29	0.17% #
Athex All Share Index	506.24 €	518.38	-12.14	-2.34%	506.24	506.24	460.14	542.74	4.53% #
Hellenic Mid & Small Cap Index	2,999.46 €	3,029.16	-29.70	-0.98%	2,994.48	3,029.16	2,761.30	3,115.91	3.60% #
FTSE/Athex Large Cap Total Return	10,165.61 €	10,461.86	-296.25	-2.83%			9,100.35	11,012.64	6.18% #
FTSE/Athex Mid Cap Total Return	3,885.32 €	3,940.36	-55.04	-1.40%			3,625.91	4,168.37	-4.14% €
MSCI GREECE REBASED	9,036.37 €	9,404.95	-368.58	-3.92%	9,024.74	9,404.95	7,755.87	10,138.65	5.52% #
Hellenic Corporate Bond Index	144.09 #	143.40	0.68	0.48%			143.28	145.27	-0.19% €
Hellenic Corporate Bond Price Index	92.81 #	92.37	0.44	0.47%			92.37	93.97	-1.20% €

Note 1: FTSE/Med 100, Hellenic Corporate Bond Price Index and Hellenic Corporate Bond Index closing prices refer to the previous trading day of 07/04/2026.

Note 2: The Hellenic Mid & Small Cap Index is a Customized index calculated by the Athens Exchange.

Analytic Figures for Athex Market's Boards and Categories

	Total Traded Securities	Main Market	Surveillance	Exchange Traded Funds (ETFs)
Totals	127	124	2	1
Gain / Lose / Same:	28 / 83 / 16	28 / 82 / 14	0 / 0 / 2	0 / 1 / 0
Athex Capitalisation (mill. €) **	159,351.93	159,349.22	2.71	
Daily Average Trans/ons Value(thou.€)	369,211.27	369,121.22	5.82	483.79
Transactions Value	329,655.91	328,552.33	0.30	1,103.27
Main Board:	305,457.90	304,354.32	0.30	1,103.27
Blocks Board 6_2_3:	24,198.01	24,198.01	0.00	0.00
Forced Sales Board:	0.00	0.00	0.00	0.00
Special Terms Board:	0.00	0.00	0.00	0.00
Daily Average Transactions Volume	57,352,776	57,395,626	6,143	8,544
Transactions Volume	59,142,354	59,121,760	1,420	19,174
Main Board:	50,320,429	50,299,835	1,420	19,174
Blocks Board 6_2_3:	8,821,925	8,821,925	0	0
Forced Sales Board:	0	0	0	0
Special Terms Board:	0	0	0	0
Daily Average Number of Trades	77,600	77,421	12	168
Number of Trades	76,355	76,230	2	123
Main Board:	76,335	76,210	2	123
Blocks Board 6_2_3:	20	20	0	0
Forced Sales Board:	0	0	0	0
Special Terms Board:	0	0	0	0

Trading Details by Athex Sectors and Financial Instruments (ETFs)

Code	Sectors	Gain / Lose / Same	Number of Trades	Transactions Volume	Transactions Value	% of Total Trans. Value
3010	- Banks	0 / 8 / 0	38,751	49,853,654	221,843,552.53	67.30%
5510	- Basic Resources	2 / 9 / 4	1,410	302,605	1,815,729.39	0.55%
5010	- Construction & Materials	2 / 8 / 2	6,220	1,139,382	18,841,974.83	5.72%
4020	- Consumer Products & Services	1 / 1 / 2	107	72,883	22,698.55	0.01%
6010	- Energy	1 / 3 / 0	5,224	681,284	19,785,605.18	6.00%
12000	- Financial Instruments	0 / 1 / 0	123	19,174	1,103,271.07	0.33%
3020	- Financial Services	1 / 4 / 0	321	82,113	661,986.72	0.20%
4510	- Food Beverage & Tobacco	3 / 3 / 0	326	34,085	1,193,881.79	0.36%
2010	- Health Care	2 / 1 / 0	380	584,470	826,676.47	0.25%
5020	- Industrial Goods & Services	4 / 10 / 3	1,995	337,432	4,451,442.23	1.35%
3030	- Insurance	1 / 1 / 0	191	63,316	267,126.55	0.08%
4030	- Media	0 / 2 / 1	177	34,346	140,810.25	0.04%
4520	- Personal Care, Drug & Grocery Stores	2 / 0 / 0	565	43,873	656,077.95	0.20%
3510	- Real Estate	3 / 8 / 1	1,516	406,056	1,862,830.08	0.57%
4040	- Retail	3 / 6 / 1	2,041	315,599	5,222,436.70	1.58%
1010	- Technology	0 / 10 / 1	1,348	338,602	1,534,588.38	0.47%
1510	- Telecommunications	1 / 1 / 0	1,915	426,526	7,563,054.99	2.29%
4050	- Travel & Leisure	1 / 4 / 0	6,440	3,010,642	14,998,979.98	4.55%
6510	- Utilities	1 / 3 / 1	7,120	1,211,613	26,845,963.29	8.14%

Top 10 best & worst performing Shares

Main Market

With positive Price change	Closing price	change	With negative Price change	Closing price	change
PRODEA (CR)	5.95	6.25% #	MERMEREN KOMB. A.D. PR. (GDR)	32	-7.51% €
INTERLIFE G.C.I.(CR)	6.24	3.65% #	KEKROPS SA (CR)	1.6	-6.16% €
LAVIPHARM SA (CR)	1.42	2.90% #	ALPHA BANK (CR)	3.64	-5.75% €
ADMIE (IPTO) HOLDING S.A. (CR)	3.02	2.03% #	EUROBANK (CR)	3.732	-5.09% €
HELLENIQ ENERGY (CR)	9.87	1.75% #	Allwyn AG (CR)	14.4	-4.32% €
LOULIS FOOD (CR)	3.8	1.33% #	OPTIMA BANK (CR)	8.9	-4.30% €
ALPHA REAL ESTATE (CR)	7.28	1.11% #	NATIONAL BANK (CR)	14.28	-4.22% €
GEK TERNA (CR)	38.8	1.04% #	PIRAEUS BANK (CR)	8.098	-4.01% €
FAIS (CR)	3.475	1.02% #	TPA SA (CR)	35.5	-3.53% €
OTE (CR)	17.9	0.68% #	ELLAKTOR (CR)	1.274	-3.49% €
With the highest Transactions Value	Value (thou. €)	change	With the highest Transactions Volume	Volume	change
NATIONAL BANK (CR)	55,747.81	-4.22% €	ALPHA BANK (CR)	14,469,523	-5.75% €
ALPHA BANK (CR)	53,040.63	-5.75% €	CrediaBank (CR)	13,892,649	-1.80% €
PIRAEUS BANK (CR)	49,498.01	-4.01% €	EUROBANK (CR)	10,578,339	-5.09% €
EUROBANK (CR)	39,676.49	-5.09% €	PIRAEUS BANK (CR)	6,089,225	-4.01% €
METLEN PLC (CR)	18,422.59	-3.16% €	NATIONAL BANK (CR)	3,892,400	-4.22% €
MOTOR OIL (CR)	17,532.78	-1.13% €	BALLY'S INTRALOT (CR)	1,936,089	-2.49% €
CrediaBank (CR)	15,495.25	-1.80% €	Allwyn AG (CR)	811,825	-4.32% €
GEK TERNA (CR)	13,192.72	1.04% #	LAVIPHARM SA (CR)	582,206	2.90% #
Allwyn AG (CR)	11,874.73	-4.32% €	METLEN PLC (CR)	513,345	-3.16% €
OTE (CR)	7,551.67	0.68% #	BANK OF CYPRUS (CR)	479,862	-2.98% €

Note: Stocks that are not included in the "Under Supervision" category, and the transactions value is more than 10,000 €.

Derivatives Summary

	Number of Trades	Volume	Open Interest
Index Futures	171	627	9,127
FTSE/Athex Banks	6	71	3,061
FTSE/Athex Large Cap	165	556	6,066
MSCI GREECE REBASED	0	0	0
Stock Futures	3,857	42,580	1,673,770
ADMIE (IPTO) HOLDING S.A. (CR)	12	75	8,158
AEGEAN AIRLINES (CR)	5	9	2,535
AKTOR S.A. HOLDING CO. (CR)	3	246	96,246
Allwyn AG (CR)	101	557	4,071
ALPHA BANK (CR)	1,004	13,354	52,835
ATHENS INTL AIRPORT (CR)	0	0	240
AUTOHELLAS SA (CR)	0	0	126
AVAX S.A. (CR)	24	114	2,235
BALLY'S INTRALOT (CR)	40	4,735	1,263,486
BANK OF CYPRUS (CR)	1	10	952
CC HBC AG (CR)	1	1	112
CENERGY HOLDINGS (CB)	10	41	3,511
CrediaBank (CR)	1,581	13,743	59,678
ELLAKTOR (CR)	1	1	1,581
ELVALHALCOR (CR)	49	133	2,575
EUROBANK (CR)	231	4,057	23,614
EYDAP S.A. (CR)	3	11	12,783
FOURLIS (CR)	1	1	2,868
GEK TERNA (CR)	15	39	5,260
HELLENIC EXCHANGES-A.S.E. (CR)	0	0	326
HELLENIQ ENERGY (CR)	43	145	4,108
INTRACOM HOLDINGS (CR)	25	126	12,019
JUMBO SA (CR)	12	38	3,848
LAMDA DEVELOPMENT SA (CR)	36	167	18,903
METLEN PLC (CR)	232	668	13,134
MIG (CR)	0	0	143
MOTOR OIL (CR)	32	112	277
NATIONAL BANK (CR)	95	506	11,291
OPTIMA BANK (CR)	3	11	484
OTE (CR)	4	5	874
P.P.A. S.A. (CR)	0	0	40
PIRAEUS BANK (CR)	271	3,583	45,295
PPC (CR)	10	42	17,583
QUEST HOLDINGS (CR)	2	5	210
TITAN (CB)	6	28	318
VIOHALCO SA/NV (CB)	4	17	2,051
Index Options	6	68	3,649
FTSE/Athex Large Cap	6	68	3,649
Stock Options	7	97	3,804
Allwyn AG (CR)	5	67	585
ALPHA BANK (CR)	0	0	98
NATIONAL BANK (CR)	0	0	364
OTE (CR)	2	30	197
PIRAEUS BANK (CR)	0	0	2,450
PPC (CR)	0	0	110
Total Derivatives Traded	4,041	43,372	1,690,350

Number of Outstanding Securities	Nominal Value	Dividends [1]			Date of Last Coupon		Note	Shares	Closing price	% change	Previous closing price/date		Open price	Price min	Price max	Last price	Avg price	Last Bid [7]	Last Ask [7]	P/E after tax	Year	Volume	Trades	Transactions Value[8]	Company Mkt Value (thou. €)	Year low	Year high	Sector[4]
2023	2024	2025	Dividend [2]	Right																								
804,287,662	0.300	1.6123	1.4029	0.5	08/04/2026	25/06/2024	---	Allwyn AG (CR)	14.4	-4.32	€ 15.05	08/04/2026	15	14.38	15	14.4	14.627	5464@14.40	1137@14.41	---	---	811,825	4,668	11,874,726.54	1,581,742.33	13.09	19.03	40501020
2,315,261,358	0.290	0.026	0.0303	0.0485	01/12/2025	18/04/2017	---	ALPHA BANK (CR)	3.64	-5.75	€ 3.862	08/04/2026	3.752	3.633	3.768	3.64	3.666	6350@3.64	1287@3.64	---	---	14,469,523	10,386	53,040,626.89	8,427,551.34	2.95	4.489	30101010
58,492,542	1.00	---	0.1	---	23/06/2025	27/01/2025	---	ALTER EGO MEDIA (CR)	4.945	-2.66	€ 5.08	08/04/2026	5.08	4.945	5.1	4.945	5.002	270@4.94	1000@4.95	---	---	27,510	156	137,601.72	289,245.62	4.88	6.425	40301035
36,353,868	1.00	0.1	0.11	---	01/07/2025	21/08/2023	---	AUSTRIACARD (CB)	6.7	-0.15	€ 6.71	08/04/2026	6.71	6.66	6.88	6.7	6.756	800@6.65	100@6.71	---	---	39,666	213	267,972.26	243,570.92	6.04	8.28	10101010
48,624,764	0.080	0.7	0.85	---	10/04/2025	05/12/2022	---	AUTOHELLAS SA (CR)	11.88	-1.00	€ 12	08/04/2026	11.98	11.62	11.98	11.88	11.772	605@11.70	380@11.88	---	---	23,814	246	280,349.44	577,662.20	10.68	13.44	40401030
1,867,802,694	0.300	---	---	---	30/05/2013	10/10/2023	---	BALLY'S INTRALOT (CR)	0.959	-2.49	€ 0.9835	08/04/2026	0.97	0.944	0.986	0.959	0.955	3@0.957	403@0.960	---	---	1,936,089	717	1,848,273.04	1,791,222.78	0.822	1.1	40501020
435,686,031	0.100	---	0.48	0.2	22/09/2025	23/09/2024	---	BANK OF CYPRUS (CR)	8.8	-2.98	€ 9.07	08/04/2026	8.96	8.785	9.015	8.8	8.854	41@8.80	532@8.90	---	---	479,862	1,278	4,248,707.65	3,834,037.07	7.94	9.84	30101010
212,384,903	0.08	0.14	---	---	24/06/2025	07/12/2016	---	CENERGY HOLDINGS (CB)	19.67	-0.10	€ 19.69	08/04/2026	19.67	19.23	19.79	19.67	19.491	664@19.59	771@19.71	---	2025	153,454	854	2,990,895.88	4,177,611.04	15.12	22.35	50202010
373,239,562	6.70	0.93	1.03	---	29/05/2025	29/04/2013	---	CC HBC AG (CR)	50	-1.38	€ 50.7	08/04/2026	51.2	49.7	51.2	50	50.256	32@50.10	10@50.20	---	---	16,959	223	852,289.95	8,661,978.10	42.5	55.75	45101020
1,993,012,407	0.050	---	---	---	04/06/2008	16/10/2024	---	CrediaBank (CR)	1.09	-1.80	€ 1.11	08/04/2026	1.11	1.08	1.15	1.09	1.115	1000@1.09	1336@1.09	---	---	13,892,649	4,977	15,495,247.80	2,172,383.52	0.871	1.722	30101010
3,631,510,801	0.220	0.0933	0.105	0.0468	06/11/2025	20/05/2019	---	EUROBANK (CR)	3.732	-5.09	€ 3.932	08/04/2026	3.836	3.706	3.837	3.732	3.751	250@3.73	3644@3.75	---	---	10,578,339	8,088	39,676,492.25	3,552,798.31	3.162	4.392	30101010
51,889,670	1.00	0.12	0.15	---	27/06/2025	23/07/2019	---	FOURLIS (CR)	4.44	-3.37	€ 4.595	08/04/2026	4.52	4.44	4.57	4.44	4.521	30@4.44	500@4.50	---	---	22,236	122	100,519.76	230,390.13	4.04	4.725	40401010
305,635,185	2.18	0.9	0.75	0.2	19/01/2026	01/10/2003	---	HELLENIO ENERGY (CR)	9.87	1.75	€ 9.7	08/04/2026	9.7	9.7	9.965	9.87	9.854	330@9.87	500@9.89	---	---	226,975	1,033	2,236,566.92	3,016,619.28	8.4	10.4	60101020
83,600,000	0.690	0.0504	0.1209	---	22/09/2025	02/07/2024	---	INTRACOM HOLDINGS (CR)	2.95	-3.28	€ 3.05	08/04/2026	3.005	2.95	3.025	2.95	2.994	3742@2.95	15@2.99	---	---	102,573	353	307,072.39	246,620.00	2.685	3.85	10101010
134,365,561	0.880	1.4726	0.5063	---	23/03/2026	05/03/2014	---	JUMBO SA (CR)	23.44	-0.93	€ 23.66	08/04/2026	23.66	23.14	23.96	23.44	23.415	30@23.34	405@23.44	---	---	198,350	1,416	4,644,391.82	3,149,528.75	21.82	28.7	40401010
176,736,715	0.300	---	---	---	30/05/2007	27/11/2019	---	LAMDA DEVELOPMENT SA (CR)	6.035	-2.19	€ 6.17	08/04/2026	6.15	6.025	6.15	6.035	6.077	502@6.03	1440@6.08	---	---	188,569	782	1,145,989.35	1,066,606.08	5.85	7.76	35101010
169,043,561	0.300	---	0.02	---	17/07/2025	28/11/2022	---	LAVIPHARM SA (CR)	1.42	2.90	€ 1.38	08/04/2026	1.398	1.38	1.44	1.42	1.411	1377@1.41	417@1.43	---	---	582,206	364	821,431.81	240,041.86	0.937	1.458	20103015
143,022,980	1.00	---	---	---	04/08/2025	---	---	METLEN PLC (CR)	36.1	-3.16	€ 37.28	08/04/2026	37	35.3	37	36.1	35.887	30@36.02	15215@36.10	---	---	513,345	4,120	18,422,593.38	5,163,129.58	31.9	47.68	65102000
126,502,434	0.500	0.0304	0.0302	---	15/05/2025	28/07/2021	---	PREMIA (CR)	1.322	-0.30	€ 1.326	08/04/2026	1.328	1.318	1.33	1.322	1.32	6400@1.32	33@1.32	---	---	64,977	241	85,762.95	167,236.22	1.236	1.49	35102000
24,823,934	0.230	0.049	0.0647	---	01/07/2025	08/06/2022	---	PROFILE SA (CR)	7.29	-1.22	€ 7.38	08/04/2026	7.17	7.14	7.3	7.29	7.253	676@7.20	1000@7.30	---	---	38,073	156	276,157.92	180,966.48	6	8.12	10101010
70,029,804	1.00	---	---	---	15/05/2025	---	---	QUALCO GROUP (CR)	5.73	-1.21	€ 5.8	08/04/2026	5.8	5.67	5.8	5.73	5.719	120@5.69	470@5.78	---	---	29,982	156	171,459.09	401,270.78	5.08	6.73	10101015
35,377,749	0.280	---	---	---	18/07/2005	22/12/2025	---	QUALITY & RELIABILITY SA (CR)	1.154	-0.69	€ 1.162	08/04/2026	1.16	1.14	1.16	1.154	1.151	192@1.15	477@1.15	---	---	54,867	110	63,176.30	40,825.92	1	1.43	10101010
78,325,475	0.85	3	---	---	30/06/2025	23/07/2019	---	TITAN (CB)	48.62	-1.26	€ 49.24	08/04/2026	49	48.06	49	48.62	48.537	9@48.50	65@48.64	---	---	57,959	1,243	2,813,164.82	3,808,184.59	42.6	59	50101030
259,189,761	0.12	0.16	---	---	24/06/2025	26/02/2016	---	VIOHALCO SA/INV (CB)	13.5	-1.17	€ 13.66	08/04/2026	13.66	13.36	13.66	13.5	13.473	10@13.48	8045@13.52	---	---	65,131	336	877,506.84	3,499,061.77	11.4	15.78	55102015
148,321,516	0.300	0.03	0.07	---	02/09/2025	22/01/2020	---	AVAX S.A. (CR)	3.045	-1.14	€ 3.08	08/04/2026	3.01	3	3.06	3.045	3.031	219@3.04	421@3.05	---	---	302,725	565	917,571.59	451,639.02	2.79	3.645	50101010
232,000,000	2.12	0.0582	0.1207	0.1207	25/09/2025	19/06/2017	---	ADMIE (PTO) HOLDING S.A. (CR)	3.02	2.03	€ 2.96	08/04/2026	2.97	2.94	3.02	3.02	2.991	1094@3.00	1240@3.03	---	2025	255,704	496	764,810.05	700,640.00	2.76	3.125	65101015
90,167,100	0.500	0.7515	0.8041	---	20/05/2025	24/05/2021	---	AEGEAN AIRLINES (CR)	12.52	-2.26	€ 12.81	08/04/2026	12.78	12.42	12.78	12.52	12.55	1834@12.48	6@12.53	---	---	89,012	817	1,117,066.40	1,128,892.09	10.8	15.36	40501010
204,002,463	0.300	---	---	---	12/08/2008	07/01/2025	---	AKTOR S.A. HOLDING CO. (CR)	10.04	-2.14	€ 10.26	08/04/2026	10.2	10	10.2	10.04	10.036	358@10.02	500@10.06	---	---	153,590	589	1,541,393.10	2,048,184.73	9.25	11.7	50101010
103,423,291	0.570	---	0.4134	---	25/06/2025	28/08/2024	---	GEK TERNA (CR)	38.8	1.04	€ 38.4	08/04/2026	38.4	37.92	38.88	38.8	38.575	63@38.78	294@38.80	---	---	342,006	3,097	13,192,715.98	4,012,823.69	25.28	38.88	50101010
369,270,000	2.48	0.25	0.4	---	21/07/2025	12/12/2001	---	PPC (CR)	19.29	-1.78	€ 19.64	08/04/2026	19.21	19.2	19.59	19.29	19.351	3008@19.28	6854@19.36	---	---	363,202	1,980	7,028,499.45	7,123,218.30	16.28	20.56	65101015
309,544,087	1.00	0.33	0.7862	---	23/04/2025	07/02/2024	---	ATHENS INTL AIRPORT (CR)	10.67	-1.57	€ 10.84	08/04/2026	10.8	10.67	10.85	10.67	10.771	710@10.66	8@10.69	---	2025	75,488	627	813,074.08	3,302,835.41	9.92	12	50206060
914,715,153	1.00	0.3643	0.4442	0.221	10/11/2025	29/08/2018	---	NATIONAL BANK (CR)	14.28	-4.22	€ 14.91	08/04/2026	14.535	14.105	14.535	14.28	14.322	1204@14.28	8213@14.29	---	---	3,892,400	6,493	55,747,814.76	3,062,132.38	12.06	16.005	30101010
27,728,682	0.260	(0.06)	0.065	---	14/07/2025	24/07/2024	---	EKTER SA (CR)	3.66	-1.88	€ 3.73	08/04/2026	3.73	3.63	3.73	3.66	3.672	150@3.64	580@3.66	---	---	39,629	183	145,530.84	101,486.98	3.28	4.59	50101010
375,241,586	0.390	0.04	0.0901	---	26/06/2025	14/07/2006	---	ELVALHALCOR (CR)	3.965	-0.50	€ 3.985	08/04/2026	3.9	3.85	4.035	3.965	3.933	8483@3.96	62@3.98	---	---	210,123	888	826,311.28	1,487,832.89	3.21	5.07	55102015
348,192,005	0.040	---	---	0.5029	22/12/2025	24/03/2025	---	ELLAKTOR (CR)	1.274	-3.49	€																	

Number of Outstanding Securities	Nominal Value	Dividends [1]			Date of Last Coupon		Note	Shares	Closing price	% change	Previous closing price/date	Open price	Price min	Price max	Last price	Avg price	Last Bid [7]	Last Ask [7]	P/E after tax	Year	Volume	Trades	Transactions Value[8]	Company Mkt Value (thou. €)	Year low	Year high	Sector[4]	
2023	2024	2025	Dividend [2]	Right																								
403,853,127	2.83	0.7216	0.8434	---	22/12/2025	18/06/1998	---	OTE (CR)	17.9	0.68 P	17.78	08/04/2026	17.5	17.49	17.9	17.9	17.779	168@17.83	4083@17.91	---	---	424,754	1,905	7,551,673.59	7,228,970.97	15.38	18.1	15102015
63,700,000	0.780	0.2313	0.3139	---	02/05/2025	13/06/2018	---	GR. SARANTIS S.A. (CR)	15.54	0.39 P	15.48	08/04/2026	15.6	15.32	15.64	15.54	15.506	1303@15.54	9087@15.60	---	---	41,828	539	648,588.72	989,898.00	12.92	15.64	45201020
221,322,426	1.15	(0.1467)	(0.19)	---	23/06/2025	09/07/2025	---	OPTIMA BANK (CR)	8.9	-4.30 E	9.3	08/04/2026	9.3	8.895	9.3	8.9	9.066	11985@8.90	181@8.92	---	---	444,881	822	4,033,433.91	1,969,769.59	7.59	10.1	30101010
1,235,953,028	0.930	0.0632	---	---	10/07/2024	03/06/2025	---	PIRAEUS BANK (CR)	8.098	-4.01 E	8.436	08/04/2026	8.22	8.07	8.256	8.098	8.129	3997@8.09	8978@8.13	---	---	6,089,225	6,672	49,498,007.42	10,008,747.62	6.53	8.99	30101010

Main Market - Medium Liquidity Class

13,126,020	0.660	0.1376	0.1713	---	16/12/2025	04/09/2020	---	AS COMPANY SA (CR)	4.05	-0.37 E	4.065	08/04/2026	4.07	4.005	4.12	4.05	4.075	380@4.00	292@4.08	---	---	12,934	50	52,704.16	53,160.38	3.62	4.17	40401030
14,000,000	1.95	0.26	0.5	---	24/06/2025	26/03/2024	---	ALPHA REAL ESTATE (CR)	7.28	1.11 P	7.2	08/04/2026	7.24	7.24	7.28	7.28	7.247	20@7.12	30@7.26	---	---	2,400	34	17,392.00	101,920.00	6.94	7.58	35101015
3,150,744	0.360	0.563	0.5842	---	27/05/2025	02/06/2020	---	ALPHA TRUST HOLDINGS (CR)	19.8	-0.25 E	19.85	08/04/2026	19.9	19.8	19.95	19.8	19.863	651@19.75	500@19.85	---	---	7,350	36	145,990.30	62,384.73	11.9	20	30202010
243,164,193	0.300	0.07	0.07	---	12/09/2025	05/12/2023	---	ATTICA HOLDINGS (CR)	1.61	0.37 P	1.604	08/04/2026	1.634	1.6	1.634	1.61	1.606	74@1.61	177@1.61	---	---	12,420	67	19,942.27	391,494.35	1.5	2.06	40501015
178,157,803	0.040	---	---	---	01/07/2008	21/02/2020	---	AVE (CR)	0.459	-1.50 E	0.466	08/04/2026	0.462	0.454	0.462	0.459	0.456	600@0.451	3021@0.459	---	---	6,735	19	3,071.15	81,774.43	0.423	0.49	40301010
47,149,827	2.10	---	0.135	0.08	05/11/2025	27/12/2024	---	BRIQ PROPERTIES (CR)	3	-0.33 E	3.01	08/04/2026	3.01	2.99	3.03	3	3.01	204@3.00	140@3.03	---	---	23,020	39	69,297.04	141,449.48	2.86	3.12	35102000
101,123,806	0.360	---	---	---	22/07/2010	28/06/2011	---	CENTRIC HOLDINGS (CR)	0.299	-1.32 E	0.303	08/04/2026	0.303	0.292	0.303	0.299	0.294	6100@0.290	6876@0.299	---	---	59,484	65	17,483.29	30,236.02	0.276	0.42	40203040
784,500	10.00	0.5008	0.4	0.15	02/12/2025	31/07/2018	---	CNL CAPITAL (CR)	7	2.19 P	6.85	08/04/2026	7	7	7	7	7	100@6.90	1122@7.00	---	2024	5	1	35.00	5,491.50	6.3	7.6	30202010
10,567,700	0.300	---	---	---	06/10/2005	13/02/2002	---	CPI SA (CR)	0.5	-3.85 E	0.52	08/04/2026	0.5	0.5	0.5	0.5	0.5	109@0.481	1300@0.528	---	---	3,000	3	1,500.00	5,283.85	0.442	0.646	10102030
18,680,300	0.050	---	---	---	06/07/2022	---	---	DIMAND (CR)	12.7	-1.17 E	12.85	08/04/2026	12.65	12.4	12.8	12.7	12.601	300@12.60	160@12.70	---	---	16,390	63	206,522.50	237,239.81	10.95	13.5	35101010
15,333,480	0.100	---	0.04	---	07/07/2025	02/02/2026	---	E.I.N.S. (CR)	1.568	-1.63 E	1.594	08/04/2026	1.574	1.538	1.58	1.568	1.559	3@1.56	800@1.57	---	---	44,217	74	68,954.16	24,042.90	1.38	2.115	50205020
121,168,897	0.040	---	---	---	07/07/2010	16/01/2024	5160	FRIGOGLASS SA (CR)	0.333	0.91 P	0.33	08/04/2026	0.33	0.33	0.339	0.333	0.333	1300@0.325	3400@0.329	---	2024	10,100	7	3,360.80	40,349.24	0.291	0.5	50204000
56,003,921	1.55	---	---	---	30/08/1993	29/01/2026	---	IDEAL HOLDINGS (CR)	5.82	---	5.82	08/04/2026	5.82	5.74	5.82	5.82	5.786	42@5.74	430@5.82	---	---	22,723	129	131,473.80	325,942.82	5.3	6.71	10102030
4,740,000	0.860	---	---	---	14/03/2003	---	---	LOGISMOS S.A. (CR)	2.14	---	2.14	08/04/2026	---	---	---	---	---	100@2.04	592@2.12	---	2024	---	---	---	10,143.60	1.96	2.58	10101015
17,120,280	0.940	0.12	0.3	---	26/05/2025	26/06/2023	---	LOULIS FOOD (CR)	3.8	1.33 P	3.75	08/04/2026	3.78	3.78	3.9	3.8	3.859	85@3.79	1353@3.80	---	---	4,096	28	15,806.69	65,057.06	3.42	4.1	45102020
4,419,616	1.58	0.06	0.13	---	07/07/2025	04/03/2015	---	MEDICON S.A. (CR)	2.41	0.42 P	2.4	08/04/2026	2.41	2.4	2.45	2.41	2.406	22@2.41	100@2.47	---	---	1,960	7	4,716.72	10,651.27	2.32	2.75	20102010
468,700	2.8	2.4	---	---	12/06/2025	21/05/2004	---	MERMEREN KOMB. A.D. PR. (GDR)	32	-7.51 E	34.6	08/04/2026	32.4	31.6	33.4	32	31.827	44@31.40	25@32.60	---	2024	701	16	22,310.60	14,998.40	31	36.2	55102000
10,500,000	0.950	0.15	0.25	---	04/07/2025	21/07/2023	---	MEVACO SA (CR)	8.9	-4.10 E	9.28	08/04/2026	9.28	8.9	9.28	8.9	8.931	1050@8.90	98@9.20	---	2024	914	15	8,162.86	93,450.00	8.3	9.85	55102015
31,400,000	0.400	---	---	---	26/04/2007	10/05/2023	---	MIG (CR)	3.12	-2.50 E	3.2	08/04/2026	3.2	3.06	3.2	3.12	3.133	153@3.10	1098@3.12	---	---	4,982	39	15,610.54	97,968.00	2.82	3.85	30202000
153,908,095	0.870	0.0229	0.0248	---	11/09/2025	02/08/2024	---	ORILINA PROPERTIES REIC (CR)	0.81	-1.22 E	0.82	08/04/2026	0.818	0.792	0.818	0.81	0.81	3000@0.800	91@0.810	---	---	25,555	51	20,687.96	124,665.56	0.77	0.886	35102000
14,101,683	0.100	0.0526	0.1091	---	03/06/2025	02/11/2021	---	PERFORMANCE TECHNOLOGIES (CR)	8.06	-1.95 E	8.22	08/04/2026	8.1	7.92	8.23	8.06	8.067	126@7.90	105@8.06	---	---	17,833	68	143,856.01	113,659.56	6.62	8.92	10101010
107,222,688	0.440	0.22	0.3	---	23/06/2025	16/03/2022	---	QUEST HOLDINGS (CR)	6.65	-0.45 E	6.68	08/04/2026	6.61	6.5	6.71	6.65	6.613	245@6.61	479@6.70	---	---	11,122	78	73,554.60	713,030.88	6.07	7.22	10101010
30,703,824	0.400	0.04	0.0509	---	19/08/2025	06/08/2021	---	REAL CONSULTING (CR)	5.5	-1.79 E	5.6	08/04/2026	5.56	5.44	5.58	5.5	5.511	195@5.40	650@5.50	---	---	14,317	47	78,907.88	168,871.03	4.95	6.56	10101010
6,456,530	1.08	0.16	0.15	---	21/07/2025	02/08/2010	---	SPACE HELLAS SA (CR)	6.4	-0.62 E	6.44	08/04/2026	6.44	6.38	6.44	6.4	6.423	600@6.26	128@6.40	---	---	1,772	10	11,381.40	41,321.79	5.92	8.48	15101010
121,132,042	1.60	0.08	0.1	0.0651	30/12/2025	10/11/2023	---	TRADE ESTATES REIC (CR)	1.92	-1.13 E	1.942	08/04/2026	1.944	1.89	1.944	1.92	1.923	500@1.91	1208@1.92	---	---	21,174	34	40,716.96	232,573.52	1.81	2.02	35102045
17,513,933	0.300	---	---	---	16/11/1992	09/10/2025	---	UNIBIOS (CR)	2.67	-0.56 E	2.685	08/04/2026	2.61	2.56	2.67	2.67	2.625	461@2.60	500@2.66	---	---	4,715	19	12,375.13	46,762.20	2.13	2.97	50204000
37,975,800	0.600	---	---	---	10/09/2019	01/04/2026	---	YIKNOT (CR)	0.864	-1.82 E	0.88	08/04/2026	0.87	0.842	0.88	0.864	0.862	19035@0.860	990@0.864	---	---	161,296	171	138,971.73	32,811.09	0.7326	1.7394	40501015
32,413,681	0.370	---	---	---	15/07/2009	11/05/2000	---	ALUMIL (CR)	5.88	-1.34 E	5.96	08/04/2026	5.8	5.8	5.96	5.88	5.913	100@5.84	86@5.89	---	---	10,434	46	61,698.93	190,592.44	5	6.88	55102035
3,734,164	3.44	0.4954	0.5896	---	14/10/2025	19/07/2022	---	ANDROMEDA SA (CR)	8.26	-1.20 E	8.36	08/04/2026	8.36	8.26	8.4	8.26	8.346	50@8.26	200@8.36	---	2025	8,541	56	71,282.44	30,844.19	7.58	9.1	30204000
23,986,500	1.00	---	---	---	26/06/2009	25/08/2025	---	BIOKARPET S.A.(CR)	1.618	---	1.618	08/04/2026	1.606	1.578	1.62	1.618	1.606	2@1.62	849@1.62	---	---	11,522	62	18,502.92	38,810.16	1.45	2.06	50101035
6,325,000	0.600	0.145	0.07	---	28/07/2025	17/02/2014	---	VOYATZOGLOU (CR)	2.14	1.91 P	2.1	08/04/2026	2.1	2.1	2.19	2.14	2.15	150@2.13	270@2.17	---	---	3,634	42	7,813.75	13,535.50	1.96	2.44	50205010
24,060,000	0.300	0.075	0.075	---	17/06/2025	01/07/2019	---	GEN. COMMERCIAL & IND.SA (CR)	2.24	-1.32 E	2.27	08/04/2026	2.24	2.24	2.24	2.24	2.2											

Number of Outstanding Securities	Nominal Value	Dividends [1]			Date of Last Coupon		Note	Shares	Closing price	% change	Previous closing price/date	Open price	Price min	Price max	Last price	Avg price	Last Bid [7]	Last Ask [7]	P/E after tax	Year	Volume	Trades	Transactions Value[8]	Company Mkt Value (thou. €)	Year low	Year high	Sector[4]	
		2023	2024	2025	Dividend [2]	Right																						
15,878,748	0.480	---	---	---	10/07/2006	22/03/2004	---	DOMIKI KRITIS SA (CR)	1.94	-2.76	€ 1.995	08/04/2026	1.975	1.9	2.01	1.94	1.942	2066@1.94	730@2.00	---	---	20,889	91	40,562.45	30,804.77	1.89	2.65	50101010
34,720,000	0.310	---	---	---	16/06/2010	01/08/2007	---	DROMEAS SA (CR)	0.327	0.93	€ 0.324	08/04/2026	0.315	0.31	0.327	0.327	0.313	500@0.312	699@0.327	---	---	13,001	36	4,064.12	11,353.44	0.308	0.39	40202015
13,673,200	0.420	0.05	0.05	---	19/08/2025	26/07/2001	---	EVROFARMA (CR)	3.55	-0.84	€ 3.58	08/04/2026	3.55	3.55	3.55	3.55	3.55	50@3.45	20@3.55	---	---	30	1	106.50	48,539.86	3.02	4.07	45102020
18,146,007	1.00	---	---	---	23/08/2023	10/09/2010	---	ELASTRON (CR)	2.28	1.33	€ 2.25	08/04/2026	2.28	2.25	2.28	2.28	2.266	99@2.25	404@2.28	---	---	1,155	11	2,616.90	41,372.90	2.02	2.65	55102010
23,828,130	0.500	0.108	0.1366	---	14/07/2025	17/02/2009	---	ELINOIL S.A. (CR)	2.25	-0.44	€ 2.26	08/04/2026	2.26	2.2	2.26	2.25	2.246	131@2.20	190@2.24	---	---	5	3	11.23	53,613.29	2.11	2.59	60101020
19,864,886	5.60	0.672	0.672	---	23/04/2025	02/07/2008	---	BANK OF GREECE (CR)	15.2	-0.65	€ 15.3	08/04/2026	15.45	15.2	15.5	15.2	15.236	10@15.15	1258@15.45	---	2025	6,775	35	103,221.85	301,946.27	14.8	17.5	30101010
60,348,000	0.420	0.2504	0.3025	---	23/06/2025	04/08/2021	---	HELLENIC EXCHANGES-A.S.E. (CR)	7	-0.71	€ 7.05	08/04/2026	7.05	7	7.05	7	7.007	64@6.99	127@7.04	---	---	61,235	189	429,068.44	422,436.00	5.72	7.26	30202015
26,730,187	0.520	---	0.07	---	09/07/2025	01/08/2017	---	ELTON SA (CR)	1.74	-0.57	€ 1.75	08/04/2026	1.75	1.69	1.75	1.74	1.714	153@1.70	403@1.74	---	---	18,252	57	31,287.28	46,510.53	1.62	2.22	50205010
36,300,000	1.12	0.0276	0.055	---	01/07/2025	12/12/2007	---	THESSALONIKA WATER & SEWERAGE	3.86	---	€ 3.86	08/04/2026	3.905	3.84	3.94	3.86	3.893	77@3.84	501@3.90	---	---	19,461	70	75,757.40	140,118.00	3.4	4.02	65102030
143,352,325	0.260	---	---	---	29/08/2022	28/04/2025	---	EVROPI HOLDINGS S.A. (CR)	1.918	-1.03	€ 1.938	08/04/2026	1.91	1.884	1.922	1.918	1.905	250@1.89	4890@1.92	---	---	29,820	40	56,819.85	274,949.76	1.77	2.34	30302025
86,735,980	0.310	0.02	---	---	22/07/2024	07/09/2023	---	ATHENS MEDICAL CENTER SA (CR)	1.745	-0.29	€ 1.75	08/04/2026	1.73	1.73	1.76	1.745	1.737	50@1.72	58@1.75	---	---	304	9	527.94	151,354.29	1.565	2.07	20101010
114,320,400	0.100	---	---	---	26/11/2021	05/08/2019	---	IKTINOS HELLAS SA (CR)	0.3285	-1.65	€ 0.334	08/04/2026	0.338	0.32	0.338	0.3285	0.326	1000@0.324	430@0.329	---	---	74,590	89	24,322.18	37,554.25	0.302	0.4535	50101035
14,111,198	0.450	(0.0133)	0.07	---	31/07/2025	09/01/2025	---	ILYDA S.A. (CR)	4.34	-2.69	€ 4.46	08/04/2026	4.4	4.31	4.5	4.34	4.377	140@4.29	709@4.34	---	2024	4,446	35	19,458.13	61,242.60	3.74	5.52	10101015
3,417,600	0.100	0.016	---	---	04/07/2024	02/04/2024	---	INTERWOOD-XYLEMPORIA (PR)	0.75	16.28	€ 0.645	08/04/2026	0.75	0.75	0.75	0.75	0.75	300@0.570	44@0.675	---	---	65	1	48.75	13,417.96	0.4	0.76	50101020
45,417,399	0.100	---	---	---	25/07/2008	02/04/2024	---	INTERWOOD-XYLEMPORIA (CR)	0.239	---	€ 0.239	08/04/2026	0.241	0.238	0.241	0.239	0.239	1326@0.236	2797@0.239	---	---	16,003	6	3,831.12	13,417.96	0.201	0.274	50101020
18,567,912	0.590	0.16	0.201	---	02/07/2025	26/01/2021	---	INTERLIFE G.C.I.(CR)	6.24	3.65	€ 6.02	08/04/2026	6.2	6.12	6.4	6.24	6.279	25@6.24	1849@6.30	---	2024	33,496	151	210,306.70	115,863.77	5.56	6.98	30302025
8,424,900	0.500	---	---	---	12/07/2010	04/07/2019	---	INTERTECH SA (CR)	1.37	---	€ 1.37	08/04/2026	---	---	---	---	---	200@1.27	399@1.38	---	2024	---	---	---	11,542.11	0.99	1.5	50205010
2,760,000	11.83	12.4	14	---	30/05/2025	16/07/1990	---	KARELIA (CR)	387	0.52	€ 385	08/04/2026	387	387	390	387	387.806	51@384.00	2@391.00	---	---	103	19	39,944.00	1,068,120.00	354	414	45103010
19,804,134	0.150	---	---	---	01/07/2004	06/11/2017	---	KEKROPS SA (CR)	1.6	-6.16	€ 1.705	08/04/2026	1.66	1.6	1.69	1.6	1.626	977@1.60	365@1.62	---	2024	8,911	43	14,488.51	31,686.61	1.53	2.35	35101010
11,510,102	0.890	---	---	---	24/06/2005	06/10/1999	---	NAFPAKTOS TEXTILE (CR)	1.31	-2.60	€ 1.345	08/04/2026	1.345	1.285	1.345	1.31	1.325	450@1.29	1480@1.31	---	---	4,813	19	6,377.57	15,078.23	1.26	1.69	55101020
21,224,340	0.420	---	---	---	06/09/2022	25/04/2006	---	KORDELLOS BROS SA (CR)	0.418	-1.18	€ 0.423	08/04/2026	0.426	0.405	0.426	0.418	0.419	1000@0.408	504@0.418	---	2024	1,166	25	488.73	8,871.77	0.366	0.554	55102010
33,065,136	0.380	0.3506	0.4007	---	21/08/2025	16/09/2013	---	KRI-KRI S.A. (CR)	23	-0.86	€ 23.2	08/04/2026	23.4	23	23.4	23	23.16	9569@23.00	300@23.20	---	2024	12,297	54	284,798.65	760,498.13	19.18	24.65	45102020
6,200,000	0.500	---	---	---	22/06/2010	01/11/1995	---	MINERVA KNITWEAR (CR)	0.55	---	€ 0.55	08/04/2026	0.555	0.54	0.555	0.55	0.552	94@0.540	500@0.640	---	---	202	4	111.59	3,410.00	0.473	0.772	40204020
5,939,268	0.620	---	---	---	10/07/2003	03/01/2002	---	LANAKAM SA (CR)	1.33	-2.21	€ 1.36	08/04/2026	1.32	1.32	1.365	1.365	1.33	55@1.29	29@1.34	---	---	121	4	160.87	7,899.23	0.96	1.43	40401020
9,819,370	0.500	---	---	---	14/08/2007	09/01/2004	---	MATHIOS REFRACTORY SA (CR)	0.68	3.82	€ 0.655	08/04/2026	0.66	0.66	0.695	0.675	0.682	299@0.675	365@0.695	---	---	1,448	20	987.73	6,677.17	0.59	0.97	55101000
30,150,000	0.360	0.122	0.1335	---	17/06/2025	25/04/2019	---	MOTODYNAMICS S.A. (CR)	2.53	0.40	€ 2.52	08/04/2026	2.57	2.51	2.57	2.53	2.532	397@2.50	650@2.54	---	---	16,900	38	42,790.58	76,279.50	2.23	2.7	40401030
126,431,958	2.50	0.025	0.043	---	03/06/2025	05/06/2024	---	NOVAL PROPERTY REIC (CR)	2.6	-1.14	€ 2.63	08/04/2026	2.6	2.6	2.64	2.6	2.618	370@2.60	78@2.63	---	2025	11,680	25	30,574.50	328,723.09	2.51	2.92	35102045
10,080,000	3.00	1.3	2	---	16/05/2025	27/08/2001	---	TPA SA (CR)	35.5	-3.53	€ 36.8	08/04/2026	37	35.4	37	35.5	35.579	152@35.50	375@35.80	---	---	2,225	34	79,164.30	357,840.00	33.2	38.8	50206060
25,000,000	2.00	1.336	1.92	---	04/08/2025	08/08/2003	---	P.P.A. S.A. (CR)	38.05	-1.43	€ 38.6	08/04/2026	38.8	38	38.8	38.05	38.327	1261@38.00	248@38.55	---	2025	9,731	156	372,958.70	951,250.00	35.4	41.1	50206060
68,926,799	0.240	---	---	---	07/07/2023	---	---	ONYX TOURISTIKI S.A. (CR)	1.346	-0.74	€ 1.356	08/04/2026	1.36	1.34	1.362	1.346	1.35	200@1.34	1050@1.35	---	---	19,390	62	26,169.11	92,775.47	1.33	2.22	40401020
4,971,466	1.46	---	---	---	04/07/2007	08/10/2003	---	PAIRIS SA (CR)	0.868	0.93	€ 0.86	08/04/2026	0.868	0.868	0.868	0.868	0.868	500@0.710	492@0.858	---	---	20	1	17.36	4,315.23	0.73	0.984	50203030
27,098,594	0.540	0.0702	0.0605	0.0404	07/10/2025	14/01/2021	---	PAPOUTSANIS (CR)	3.72	0.54	€ 3.7	08/04/2026	3.64	3.64	3.74	3.72	3.662	275@3.66	506@3.72	---	2025	2,045	26	7,489.23	100,806.77	3.32	4.06	45201020
7,070,400	0.930	0.8645	0.3242	---	11/07/2025	06/05/2016	---	PETROPOULOS PETROS (CR)	7.7	---	€ 7.7	08/04/2026	7.76	7.68	7.76	7.7	7.706	193@7.66	440@7.70	---	---	3,205	23	24,699.06	54,442.08	7.58	8.98	50206015
43,741,452	0.660	0.2388	0.2391	0.07	19/01/2026	01/11/1999	---	THRACE PLASTICS SA (CR)	3.85	-0.52	€ 3.87	08/04/2026	3.87	3.815	3.87	3.85	3.844	410@3.81	125@3.87	---	---	7,797	44	29,973.54	168,404.59	3.55	4.535	50203015
24,319,250	0.300	---	---	---	09/07/2002	04/07/2007	5165	PROODEFTIKH SA (CR)	0.332	-1.48	€ 0.337	08/04/2026	0.34	0.32	0.34	0.334	0.332	500@0.332	2760@0.334	---	---	10,722	12	3,563.25	8,073.99	0.292	0.5	50101010
21,912,599	0.300	0.0485	0.0483	---	29/04/2025	23/02/2007	---	REVOIL (CR)	1.61	-0.31	€ 1.615	08/04/2026	1.615	1.6	1.615	1.61	1.607	1@1.56	748@1.61	---	---	10,11						

Number of Outstanding Securities	Nominal Value	Dividends [1]			Date of Last Coupon		Note	Shares	Closing price	% change	Previous closing price/date	Open price	Price min	Price max	Last price	Avg price	Last Bid [7]	Last Ask [7]	P/E after tax	Year	Volume	Trades	Transactions Value[8]	Company Mkt Value (thou. €)	Year low	Year high	Sector[4]	
		2023	2024	2025	Dividend [2]	Right																						
1,011,000	1.00	---	---	---	01/07/2004	11/12/2012	5193	TRIA ALFA SA (CR)	5.55	-15.91	€ 6.6	08/04/2026	5.55	5.55	5.55	5.55	100@5.00	50@5.50	---	2024	50	1	277.50	5,611.05	4.64	7.5	55101020	
45,680,000	1.00	---	0.044	---	19/06/2025	27/03/2025	---	FAIS (CR)	3.475	1.02	€ 3.44	08/04/2026	3.44	3.35	3.475	3.475	3.408	500@3.44	835@3.48	---	---	21,402	82	72,940.38	158,738.00	3.34	3.995	40401020
8,340,750	1.16	---	---	---	25/06/2009	17/09/2018	---	HAIDEMENOS SA (CR)	0.725	---	€ 0.725	08/04/2026	---	---	---	---	---	120@0.700	195@0.720	---	2024	---	---	---	6,047.04	0.65	0.83	50205030

Main Market - Low Liquidity Class

11,943,624	0.540	0.15	0.165	---	01/07/2025	30/08/2019	---	FLEXOPACK SA (CR)	7.85	---	€ 7.85	08/04/2026	8.1	8.1	8.1	8.1	8.1	300@7.55	832@8.10	---	---	1	1	8.10	93,757.45	7.4	8.6	50203030	
244,737,498	0.500	0.02	0.03	0.04	26/03/2026	28/12/2023	---	TRASTOR REAL EST. INV. CO.(CR)	1.25	1.21	€ 1.235	08/04/2026	1.235	1.235	1.27	1.25	1.252	200@1.22	200@1.24	---	2025	3,440	18	4,308.23	305,921.87	1.15	1.38	35102000	
15,300,000	0.300	---	0.01	---	09/10/2025	13/12/1999	---	ATTICA PUBLICATIONS SA (CR)	1.35	---	€ 1.35	08/04/2026	1.36	1.36	1.38	1.38	1.36	200@1.22	319@1.38	---	---	101	2	137.38	20,655.00	1.17	1.44	40301030	
18,810,000	0.400	0.0381	0.0591	---	20/10/2025	14/11/2007	---	VARVERIS - MODA BAGNO SA (CR)	6.28	1.95	€ 6.16	08/04/2026	6.22	6.22	6.28	6.28	6.261	130@6.10	345@6.26	---	---	300	6	1,878.20	118,126.80	5.16	6.36	40401025	
3,307,500	0.210	0.4	0.4	---	23/10/2025	30/11/2022	---	ELVE SA (CR)	5.3	---	€ 5.3	08/04/2026	5.45	5.3	5.45	5.3	5.304	195@5.25	1350@5.45	---	2024	196	2	1,039.55	17,529.75	5	5.8	40204020	
21,364,000	1.12	---	---	---	21/08/2023	08/03/2023	---	LAMPASA HOTEL SA (CR)	47.6	---	€ 47.6	08/04/2026	---	---	---	---	---	60@47.60	50@48.40	---	---	---	---	---	1,016,926.40	42.2	48	40501025	
38,566,614	0.700	---	---	---	21/07/2008	07/07/2025	---	MOUZAKIS (CR)	0.58	---	€ 0.58	08/04/2026	0.555	0.555	0.555	0.555	0.555	220@0.555	300@0.600	---	---	40	1	22.20	22,368.64	0.55	0.69	55101020	
42,500,000	1.00	0.0383	0.0538	0.1673	21/11/2025	13/09/2023	---	MPLE KEDROS (CR)	4.36	---	€ 4.36	08/04/2026	4.4	4.36	4.4	4.37	4.368	96@4.36	298@4.37	---	---	3,206	28	14,003.18	185,300.00	4.23	4.41	35102000	
6,340,000	0.600	0.2	0.23	0.23	09/12/2025	11/01/2024	---	NAKAS MUSIC	3.5	---	€ 3.5	08/04/2026	3.5	3.5	3.52	3.5	3.503	70@3.48	97@3.52	---	---	152	15	532.38	22,190.00	3.24	3.92	40401030	
27,379,200	0.980	0.5001	0.52	---	25/08/2025	29/08/2022	---	CRETE PLASTICS SA (CR)	13.9	---	€ 13.9	08/04/2026	14.2	14.2	14.2	14.2	14.2	100@13.70	69@14.20	---	---	1	1	14.20	380,570.88	13.2	15.9	50203015	
255,494,534	2.71	0.247	0.705	0.216	15/12/2025	30/09/2021	---	PRODEA (CR)	5.95	6.25	€ 5.6	08/04/2026	5.6	5.6	6.05	5.95	5.801	50@5.90	701@5.95	---	---	36,734	158	213,086.90	1,520,192.48	5.2	6.1	35102000	
4,181,450	0.500	---	---	---	21/08/2000	05/03/2002	---	FLOUR MILLS SARANTOPOULOS SA	1.56	9.86	€ 1.42	08/04/2026	1.56	1.56	1.56	1.56	1.56	300@1.42	---	---	---	---	600	1	936.00	6,523.06	1.12	1.56	45102020

Exchange Traded Funds (ETFs)

1,345,078	---	---	---	---	15/06/2016	---	---	ALPHA ETF FTSE Athex Large Cap	57.42	-2.35	€ 58.8	08/04/2026	57.85	57.3	57.95	57.42	57.54	25@57.40	500@57.47	---	---	19,174	123	1,103,271.07	---	51.03	66.71	12003
-----------	-----	-----	-----	-----	------------	-----	-----	--------------------------------	-------	-------	--------	------------	-------	------	-------	-------	-------	----------	-----------	-----	-----	--------	-----	--------------	-----	-------	-------	-------

Surveillance

8,321,682	0.670	---	---	---	17/08/2007	23/11/1999	---	N. LEVENTERIS (CR)	0.278	---	€ 0.278	08/04/2026	0.252	0.252	0.252	0.252	0.252	---	3696@0.280	---	2024	420	1	105.84	2,708.80	0.252	0.32	55102010
2,160,524	0.670	---	---	---	03/12/2018	23/11/1999	---	N. LEVENTERIS (PR)	0.183	---	€ 0.183	08/04/2026	0.199	0.199	0.199	0.199	0.199	2000@0.199	---	---	2024	1,000	1	199.00	2,708.80	0.165	0.2	55102010

Suspension Status

13,191,620	0.620	---	---	---	04/08/2010	09/09/2002	5232	YALCO - CONSTANTINOU (CR)	0.16	---	€ 0.16	30/05/2025	---	---	---	---	---	---	26032@0.162	---	---	---	---	---	2,110.66	0.16	0.16	40202020	
17,579,754	4.16	---	---	---	18/08/2006	02/08/2010	---	BIOTER SA (CR)	0.206	---	€ 0.206	30/05/2025	---	---	---	---	---	---	---	---	---	---	---	---	3,621.43	0.206	0.206	50101010	
3,961,300	1.28	---	---	---	29/06/2004	03/08/2000	5248	DUROS SA (CR)	0.25	---	€ 0.25	24/04/2023	---	---	---	---	---	---	---	---	---	---	---	---	990.33	0.25	0.25	40204020	
15,842,391	1.51	---	---	---	15/07/2009	12/05/2000	5141	BITROS HOLDING SA (CR)	0.51	---	€ 0.51	30/05/2025	---	---	---	---	---	---	---	---	---	---	---	---	---	8,079.62	0.51	0.51	55102010
28,438,268	0.070	---	---	---	21/08/2006	24/11/1999	5253	SPIROY AGRICULTURE SA (CR)	0.138	---	€ 0.138	30/05/2025	---	---	---	---	---	---	---	---	---	---	---	---	---	3,924.48	0.138	0.138	45102010

Shares' Notes

Code	Note text
()	- Adjusted dividends.
*	- Last adjusted closing price.
[1]	- Net dividends.
[2]	- The "Date of Last Coupon" for New listings refers to the date company's stocks started to trade in Athex
[3]	- The Company Market Value is referred to the number of outstanding shares
[4]	- Sectors codification can be found in Appendix A
[5]	- The Market Value refers to the total number of shares listed (including their several classes) in the exchange by the company.
[6]	- P/E greater than 100
[7]	- Last view of the Order Book before the end of the trading session
[8]	- All Blocks Methods' Transactions Value are included.
5141	- Transfer to the Surveillance Category as of 10/05/2017.
5160	- Transfer to the Surveillance Category as of 15/04/2016.
5165	- Transfer to the Surveillance Category as of 15/02/2018.
5193	- Transfer to the Surveillance Category as of 25/10/2018.
5232	- Transfer to the Under Surveillance Category from 08/04/2011.
5248	- Transfer to the Surveillance Category as of 06/09/20116.
5253	- Transfer to the Surveillance Category as of 14/5/2021.

Securities Blocks Details

Securities	Block Volume	Price	Block Trade Value	Time of approval	Note
JUMBO SA (CR)	22,250	23.72	527,770.00	10:33:20	20
OPTIMA BANK (CR)	50,000	9.04	452,000.00	10:36:05	20
CENERGY HOLDINGS (CB)	20,762	19.55	405,857.65	10:36:07	14
OPTIMA BANK (CR)	212,000	9.11	1,931,320.00	10:52:25	20
NATIONAL BANK (CR)	79,236	14.22	1,126,934.01	11:03:44	20
PPC (CR)	20,989	19.36	406,347.04	11:35:56	20
NATIONAL BANK (CR)	168,697	14.22	2,398,871.34	11:54:15	20
CrediaBank (CR)	6,775,942	1.12	7,589,055.04	11:58:30	20
EUROBANK (CR)	250,000	3.75	938,000.00	12:41:18	20
NATIONAL BANK (CR)	31,642	14.32	452,955.23	13:04:58	20
PPC (CR)	18,585	19.44	361,292.40	15:33:06	20
AKTOR S.A. HOLDING CO. (CR)	24,000	10.00	240,000.00	16:08:42	20
BALLY'S INTRALOT (CR)	300,000	0.940	282,000.00	16:09:45	20
PIRAEUS BANK (CR)	150,000	8.13	1,219,800.00	16:18:46	20
PIRAEUS BANK (CR)	250,000	8.13	2,033,000.00	16:20:47	20
PIRAEUS BANK (CR)	76,207	8.14	620,172.57	16:58:53	20
OTE (CR)	44,609	17.54	782,441.86	16:59:26	20
GEK TERNA (CR)	25,415	38.58	980,510.70	17:00:30	20
GEK TERNA (CR)	9,954	38.64	384,622.56	17:02:22	20
ALPHA BANK (CR)	291,637	3.65	1,065,058.32	17:14:50	20

Blocks Notes

- 9 - Method 6-1 / Special Fees
- 10 - Method 6-1 / Special Fees, SDS
- 14 - Method 6-3 / Settlement, Incomplete Buy and Sell
- 18 - Method 6-2 / SPOT 1
- 19 - Method 6-2 / SPOT 2
- 20 - Method 6-1 and Method 6-1 Same Day Settlement
- 21 - Other Pre-agreed

Shares Rights Details

Occured date	Exercise from	Exercise until	Trading until	Rights	Price min	Price max	Closing price	Last Bid	Last Ask	Volume	Trades	Transactions Value
01/04/2026	08/04/2026	21/04/2026	16/04/2026	Y/KNOT INVEST S.A. (CR)	0.082	0.115	0.091	184,699	185	17,220.61

Forced Sales Details

Securities	Category of Security	Transactions Volume	Number of Trades	Transactions Value	Note
------------	----------------------	------------------------	---------------------	-----------------------	------

No Forced Transactions.

Forced Sales Notes

- 1 - Compulsory Public Forced Sales
- 2 - Forced Sales of Fixed Registered Shares
- 3 - Forced Sales of Remaining Fractional Shares

Exchange Traded Funds (ETFs) Characteristics

	Transactions Date (T)	Creation / Redemption	Units (T-1)	New Units (T-1)	Redemption Units (T-1)	Units (T) [1]	Fund Assets [2]	Net Unit Price	Dividend per Unit	Dividend Date
ALPHA ETF FTSE Athex Large Cap	09/04/2026	5,000	1,345,078	---	---	1,345,078	79,048,110.00	58.7684	1.15	01/07/2025

ETFs Notes

[1] - Units (T) = Units (T-1) + New Units (T-1) - Redemption Units (T-1)

[2] - The Creation / Redemption Units of T-1 are included.

Non Convertible Corporate Bonds - Regulated Market

Num Listed Bonds	Nominal price	Issue price	Today's Rate	Exp. Date	Duration (years)	Note	Coupon		Trading Unit	Corporate Bonds	Accrued Int.	Yield.T.Mat	Price min	Price max	Closing price	Previous closing price/date	Volume	Transactions Value	Last order		ear min	Year max		
							Common	Preferred											Price	Buy / Sell			Date	
150,000	1,000.00	1,000.00	2.65	22/10/2026	5	---	9	---	1	CPLP SHIPPING HOLDINGS PLC (Non Convertible)	12.8819	3.3180	99.4100	99.4500	99.4300	99.4000	08/04/2026	2,000	2,014.36	99.4500	B	39/04/2026	98.8100	100.5000
320,000	1,000.00	1,000.00	3.40	21/07/2027	7	---	12	---	1	LAMDA DEVELOPMENT S.A. (Non Convertible)	7.9333	3.6070	98.3100	99.4000	98.8596	99.4000	08/04/2026	60,000	59,791.76	98.3201	B	39/04/2026	97.5000	100.0000
200,000	1,000.00	1,000.00	1.90	23/03/2028	7	---	11	---	1	MOTOR OIL CORINTH REFINERIES SA (Non Convertible)	1.2139	3.1470	97.0000	97.2000	97.1000	97.1000	08/04/2026	27,000	26,234.78	96.8500	B	39/04/2026	96.8000	98.0000
150,000	1,000.00	1,000.00	2.60	22/10/2026	7	---	13	---	1	TERNA ENERGY FINANCE S.A. (Non Convertible)	12.6389	3.3220	---	---	---	99.3110	07/04/2026	---	---	99.1100	B	39/04/2026	98.4189	99.7794
100,000	1,000.00	1,000.00	2.80	25/01/2027	5	---	9	---	1	PREMIA S.A. (Non Convertible)	6.1444	3.6230	99.0000	99.1000	99.0143	98.7100	08/04/2026	35,000	34,870.06	99.0000	B	39/04/2026	97.7000	99.5000
500,000	1,000.00	1,000.00	4.00	10/07/2030	7	---	6	---	1	METLEN ENERGY & METALS S.A. (Non Convertible)	10.3333	3.6350	99.5200	100.0000	99.8499	99.5200	08/04/2026	124,000	125,095.24	99.6500	B	39/04/2026	98.3000	101.4000
500,000	1,000.00	1,000.00	3.80	18/11/2032	7	---	1	---	1	LAMDA DEVELOPMENT S.A. (Non convertible)	15.6222	4.1190	97.9999	98.0000	97.9999	98.2180	08/04/2026	119,000	118,478.96	97.7300	B	39/04/2026	96.7229	99.9999
140,000	1,000.00	1,000.00	4.70	15/12/2030	5	---	1	---	1	AKTOR S.A. (Non convertible)	15.7972	4.0810	102.0000	102.4398	102.2199	102.0000	08/04/2026	2,000	2,075.99	102.0000	B	39/04/2026	100.6000	103.4900
500,000	1,000.00	1,000.00	3.20	29/09/2032	7	---	2	---	1	GEK TERNA S.A. (Non Convertible)	1.4222	3.9350	95.7600	95.8500	95.8118	95.7500	08/04/2026	24,000	23,028.97	95.7500	B	39/04/2026	94.0000	99.3790
500,000	1,000.00	1,000.00	2.75	03/07/2027	7	---	12	---	1	GEK TERNA S.A. (Non Convertible)	7.6389	3.8130	97.7500	98.9000	98.0000	98.8710	08/04/2026	209,000	206,749.95	98.0000	B	39/04/2026	97.7500	99.5000
300,000	1,000.00	1,000.00	2.30	20/07/2028	7	---	10	---	1	PRODEA REIC S.A. (Non Convertible)	5.4306	3.4590	96.7000	97.0000	96.7000	96.9500	08/04/2026	6,000	5,843.58	96.7000	B	39/04/2026	95.0000	97.5000
250,000	1,000.00	1,000.00	3.70	04/07/2032	7	---	2	---	1	AEGEAN AIRLINES S.A. (Non Convertible)	10.2778	3.8430	98.7010	98.7100	98.7091	98.7010	08/04/2026	10,000	9,973.69	98.7500	B	39/04/2026	98.0875	102.0999
250,000	1,000.00	1,000.00	2.45	16/11/2028	7	---	9	---	1	ELVALHALCOR S.A. (Non Convertible)	10.1403	3.6090	95.7000	96.2500	96.2500	95.9830	08/04/2026	44,000	42,710.48	96.0000	B	39/04/2026	94.9873	98.0000
120,000	1,000.00	1,000.00	2.65	06/12/2028	7	---	9	---	1	NOVAL PROPERTY REIC (Non Convertible)	9.4222	3.7430	96.0000	96.5000	96.2500	96.1330	08/04/2026	23,000	22,345.71	96.2000	B	39/04/2026	95.0000	99.9900
300,000	1,000.00	1,000.00	2.30	14/12/2028	7	---	9	---	1	GEK TERNA S.A. (Non Convertible)	7.7306	3.7520	95.4000	95.5500	95.4788	95.5180	08/04/2026	8,000	7,700.14	95.4000	B	39/04/2026	95.0000	97.2100
100,000	1,000.00	1,000.00	2.95	11/02/2027	5	---	9	---	1	SAFE BULKERS PARTICIPATIONS PLC (Non Convertible)	5.1625	3.9130	98.8000	98.8000	98.8000	98.8000	08/04/2026	2,000	1,986.33	98.7000	B	39/04/2026	97.8500	99.8500
100,000	1,000.00	1,000.00	4.40	26/07/2029	7	---	8	---	1	CPLP SHIPPING HOLDINGS PLC (Non Convertible)	9.6556	3.6600	100.2000	100.7000	100.4000	100.6000	08/04/2026	29,000	29,392.51	100.3000	B	39/04/2026	99.5100	102.8500
99,697	1,000.00	1,000.00	5.50	15/12/2028	5	---	5	---	1	IDEAL HOLDINGS S.A. (Non Convertible)	18.4861	3.7110	103.2400	103.2400	103.2400	102.3080	08/04/2026	1,000	1,050.89	102.0000	B	39/04/2026	101.4645	104.1000
200,000	1,000.00	1,000.00	4.25	23/01/2029	5	---	5	---	1	AUTOHELLAS S.A. (Non Convertible)	9.6806	3.5440	100.9497	100.9499	100.9498	100.8570	08/04/2026	10,000	10,191.79	100.0300	B	39/04/2026	99.5000	102.0000

Corporate Bonds Notes

Transactions Volume = (Pieces) * (Nominal Price). Transactions Value = (Pieces) * (Nominal Price) * (price %) + (Accrued interest).

The price of a Bond is stated as a percentage (%) of Bond's Nominal Price.

Nominal Price in Euros (€), except if it is noted differently.

Non Convertible Corporate Bonds - Regulated Market

Num Listed Bonds	Nominal price	Issue price	Today's Rate	Exp. Date	Duration (years)	Note	Coupon		Trading Unit	Corporate Bonds	Accrued Int.	Yield.T.Mat	Price min	Price max	Closing price	Previous closing price/date	Volume	Transactions Value	Last order		ear min	Year max		
							Common	Preferred											Price	Buy / Sell			Date	
130,000	1,000.00	1,000.00	6.00	27/02/2029	5	---	5	---	1	INTRALOT S.A. (Non Convertible)	7.8333	4.4280	101.2004	102.5999	102.5999	102.3430	08/04/2026	39,000	39,950.05	101.7500	B	09/04/2026	101.0000	103.2200
250,000	1,000.00	1,000.00	3.75	25/02/2033	7	---	1	---	1	CAPITAL CLEAN ENERGY CARRIERS CORP. (Non Convert)	5.1042	4.1490	97.5001	97.8000	97.7377	97.7780	08/04/2026	29,000	28,491.96	97.5600	B	09/04/2026	95.0002	99.9895
150,000	1,000.00	1,000.00	4.10	08/04/2033	7	---	1	---	1	PREMIA REIC (Non Convertible)	0.7972	4.3160	98.2110	99.5000	98.8220	---	---	207,000	204,726.49	98.9000	B	09/04/2026	98.2110	99.5000

Corporate Bonds Notes

Transactions Volume = (Pieces) * (Nominal Price). Transactions Value = (Pieces) * (Nominal Price) * (price %) + (Accrued interest).

The price of a Bond is stated as a percentage (%) of Bond's Nominal Price.

Nominal Price in Euros (€), except if it is noted differently.

Government Bonds

Number Listed Bonds	Nominal price	Today's Rate	Accrued Interest Calc	Exp. Date [1]	Duration (years)	Note	Coupons Date	Curr. coupon value	Trading Unit	Government Bonds	Price min	Price max	Closing price	Previous closing price/date	Volume	Transactions Value	Price	Last order Buy / Sell	Date
4,000,000	1,000.00	4.13	Actual/Actual	15/06/2054	30	---	15/06	4.13	1	GGB-FXD-150654-30Y-4.125-1.000	---	---	---	---	---	---	---	---	---
4,700,000	1,000.00	1.88	Actual/Actual	04/02/2035	15	---	04/02	1.88	1	GGB-FXD-040235-15Y-1.875-1.000	---	---	---	---	---	---	---	---	---
6,000,000	1,000.00	0.75	Actual/Actual	18/06/2031	10	---	18/06	0.75	1	GGB-FXD-180631-10Y-0.750-1.000	---	---	---	---	---	---	---	---	---
3,600,000	1,000.00	3.88	Actual/Actual	15/06/2028	5	---	15/06	3.88	1	GGB-FXD-150628-05Y-3.875-1.000	---	---	---	---	---	---	---	---	---
5,962,747,327	1.00	3.75	Actual/Actual	30/01/2028	10	---	/02 - 02/02 - 31/	3.75	1	GGB-FXD-300128-10Y-3.750-1.000	---	---	---	85.4610 13/07/2018	---	---	1.0000	B	28/11/2018
7,067,309,386	1.00	3.90	Actual/Actual	30/01/2033	15	---	/02 - 02/02 - 31/	3.90	1	GGB-FXD-300133-15Y-3.900-1.000	---	---	---	78.6730 13/07/2018	---	---	1.0000	B	28/11/2018
5,622,848,349	1.00	4.00	Actual/Actual	30/01/2037	19	---	/02 - 02/02 - 31/	4.00	1	GGB-FXD-300137-19Y-4.000-1.000	---	---	---	77.0370 13/07/2018	---	---	1.0000	B	28/11/2018
5,476,770,669	1.00	4.20	Actual/Actual	30/01/2042	24	---	/02 - 02/02 - 31/	4.20	1	GGB-FXD-300142-24Y-4.200-1.000	---	---	---	77.7640 13/07/2018	---	---	1.0000	B	28/11/2018
4,950,000	1,000.00	3.38	Actual/Actual	15/06/2034	10	---	15/06	3.38	1	GGB-FXD-150634-10Y-3.375-1.000	---	---	---	---	---	---	---	---	---
41,118,344	1.00	4.30	Actual/Actual	24/02/2027	15	---	24/02	4.30	1	GGB-FXD-240227-15Y-2.000-1.000	---	---	---	10.0000 22/06/2015	---	---	---	---	---
45,137,734	1.00	4.30	Actual/Actual	24/02/2028	16	---	24/02	4.30	1	GGB-FXD-240228-16Y-2.000-1.000	---	---	---	10.0000 22/06/2015	---	---	---	---	---
61,768,888	1.00	4.30	Actual/Actual	24/02/2029	17	---	24/02	4.30	1	GGB-FXD-240229-17Y-2.000-1.000	---	---	---	10.0000 22/06/2015	---	---	---	---	---
54,567,744	1.00	4.30	Actual/Actual	24/02/2030	18	---	24/02	4.30	1	GGB-FXD-240230-18Y-2.000-1.000	---	---	---	10.0000 22/06/2015	---	---	---	---	---
37,541,515	1.00	4.30	Actual/Actual	24/02/2031	19	---	24/02	4.30	1	GGB-FXD-240231-19Y-2.000-1.000	---	---	---	10.0000 22/06/2015	---	---	---	---	---
37,558,317	1.00	4.30	Actual/Actual	24/02/2032	20	---	24/02	4.30	1	GGB-FXD-240232-20Y-2.000-1.000	---	---	---	10.0000 22/06/2015	---	---	---	---	---
37,473,732	1.00	4.30	Actual/Actual	24/02/2033	21	---	24/02	4.30	1	GGB-FXD-240233-21Y-2.000-1.000	---	---	---	10.0000 22/06/2015	---	---	---	---	---
33,888,293	1.00	4.30	Actual/Actual	24/02/2034	22	---	24/02	4.30	1	GGB-FXD-240234-22Y-2.000-1.000	---	---	---	10.0000 22/06/2015	---	---	---	---	---
35,177,800	1.00	4.30	Actual/Actual	24/02/2035	23	---	24/02	4.30	1	GGB-FXD-240235-23Y-2.000-1.000	---	---	---	10.0000 22/06/2015	---	---	---	---	---
35,547,268	1.00	4.30	Actual/Actual	24/02/2036	24	---	24/02	4.30	1	GGB-FXD-240236-24Y-2.000-1.000	---	---	---	10.0000 22/06/2015	---	---	---	---	---
40,246,306	1.00	4.30	Actual/Actual	24/02/2037	25	---	24/02	4.30	1	GGB-FXD-240237-25Y-2.000-1.000	---	---	---	10.0000 22/06/2015	---	---	---	---	---
37,643,952	1.00	4.30	Actual/Actual	24/02/2038	26	---	24/02	4.30	1	GGB-FXD-240238-26Y-2.000-1.000	---	---	---	10.0000 22/06/2015	---	---	---	---	---
36,977,100	1.00	4.30	Actual/Actual	24/02/2039	27	---	24/02	4.30	1	GGB-FXD-240239-27Y-2.000-1.000	---	---	---	10.0000 22/06/2015	---	---	---	---	---
41,615,000	1.00	4.30	Actual/Actual	24/02/2040	28	---	24/02	4.30	1	GGB-FXD-240240-28Y-2.000-1.000	---	---	---	10.0000 22/06/2015	---	---	---	---	---
42,227,208	1.00	4.30	Actual/Actual	24/02/2041	29	---	24/02	4.30	1	GGB-FXD-240241-29Y-2.000-1.000	---	---	---	10.0000 22/06/2015	---	---	---	---	---
68,288,487	1.00	4.30	Actual/Actual	24/02/2042	30	---	24/02	4.30	1	GGB-FXD-240242-30Y-2.000-1.000	---	---	---	10.0000 22/06/2015	---	---	---	---	---
4,700,000	1,000.00	3.88	Actual/Actual	12/03/2029	10	---	12/03	3.88	1	GGB-FXD-120329-10Y-3.875-1.000	---	---	---	---	---	---	100.0000	B	15/10/2019
5,500,000	1,000.00	1.50	Actual/Actual	18/06/2030	10	---	18/06	1.50	1	GGB-FXD-180630-10Y-1.500-1.000	---	---	---	---	---	---	---	---	---
5,500,000	1,000.00	4.38	Actual/Actual	18/07/2038	15	---	18/07	4.38	1	GGB-FXD-180738-15Y-4.375-1.000	---	---	---	---	---	---	---	---	---
40,000	1,000.00	2.72	FLR Actual/360	18/09/2026	1	---	18/09 - 18/03	---	1	GGB-FLT-180926-01Y-2.717-1.000	---	---	---	---	---	---	---	---	---
4,300,000	1,000.00	3.38	Actual/Actual	16/06/2036	10	---	16/06	3.38	1	GGB-FXD-160636-10Y-3.375-1000.00	---	---	---	---	---	---	---	---	---
5,364,250	1,000.00	3.25	Actual/Actual	20/03/2050	30	---	20/03	3.25	1	GGB-FXD-200350-30Y-3.250-1.000	---	---	---	---	---	---	---	---	---
4,500,000	1,000.00	3.63	Actual/Actual	15/06/2035	10	---	15/06	3.63	1	GGB-FXD-150635-10Y-3.625-1000.00	---	---	---	---	---	---	---	---	---
3,924,361	1,000.00	2.00	Actual/Actual	22/04/2027	7	---	22/04	2.00	1	GGB-FXD-220427-07Y-2.000-1.000	---	---	---	---	---	---	99.9000	B	22/04/2020
2,298,012	1,000.00	1.88	Actual/Actual	23/07/2026	7	---	23/07	1.88	1	GGB-FXD-230726-07Y-1.875-1.000	---	---	---	---	---	---	---	---	---
4,900,000	1,000.00	4.25	Actual/Actual	15/06/2033	10	---	15/06	4.25	1	GGB-FXD-150633-10Y-4.250-1.000	---	---	---	---	---	---	---	---	---

Government Bonds Notes

Transactions Volume = (Pieces) * (Nominal Price). Transactions Value = (Pieces) * (Nominal Price) * (price %) + (Accrued interest).

The Value of current coupon for the issues with NV 0.01 euro refers to NV 100 euros

FLR: Floating Interest Rate.

[1] - The Expiration Date of the interest bearing period and the Date for coupon payment.

Government Bonds

Number Listed Bonds	Nominal price	Today's Rate	Accrued Interest Calc	Exp. Date [1]	Duration (years)	Note	Coupons Date	Curr. coupon value	Trading Unit	Government Bonds	Price min	Price max	Closing price	Previous closing price/date	Volume	Transactions Value	Price	Last order Buy / Sell	Date
3,500,000	1,000.00	1.88	Actual/Actual	24/01/2052	30	---	24/01	1.88	1	GGB-FXD-240152-30Y-1.875-1.000	---	---	---	---	---	---	---	---	---
3,700,000	1,000.00	1.75	Actual/Actual	18/06/2032	10	---	18/06	1.75	1	GGB-FXD-180632-10Y-1.750-1.000	---	---	---	---	---	---	---	---	---
2,200,000	1,000.00	1.13	FLR Actual/360	15/12/2027	5	---	- 15/03 - 15/09 -	---	1	GGB-FLT-151227-05Y-1.130-1.000	---	---	---	---	---	---	102.1600	B	30/12/2022

Government Bonds Notes

Transactions Volume = (Pieces) * (Nominal Price). Transactions Value = (Pieces) * (Nominal Price) * (price %) + (Accrued interest).

The Value of current coupon for the issues with NV 0.01 euro refers to NV 100 euros

FLR: Floating Interest Rate.

[1] - The Expiration Date of the interest bearing period and the Date for coupon payment.

Treasury Bills & Zero Coupon Government Bonds

Issue Date	13-Week Maturity									26-Week Maturity									52-Week Maturity								
	Exp. Date	Initial Rate	Num Listed Bonds	Nominal price	Issue price	Last Trade Price	Last Trade Date	Volume Traded	Note	Exp. Date	Initial Rate	Num Listed Bonds	Nominal price	Issue price	Last Trade Price	Last Trade Date	Volume Traded	Note	Exp. Date	Initial Rate	Num Listed Bonds	Nominal price	Issue price	Last Trade Price	Last Trade Date	Volume Traded	Note
06/06/2025	---	---	---	---	---	---	---	---	---	---	---	---	---	---	---	---	---	---	06/06/2026	1.84	600,000	1,000.00	981.74	---	---	---	---
05/09/2025	---	---	---	---	---	---	---	---	---	---	---	---	---	---	---	---	---	---	04/09/2026	1.97	600,000	1,000.00	0.00	---	---	---	---
05/12/2025	---	---	---	---	---	---	---	---	---	---	---	---	---	---	---	---	---	---	04/12/2026	2.03	600,000	1,000.00	997.90	---	---	---	---
06/03/2026	---	---	---	---	---	---	---	---	---	---	---	---	---	---	---	---	---	---	05/03/2027	1.97	500,000	1,000.00	980.45	---	---	---	---

Bonds in Circulation	Currency / Min nominal traded Value	Coupons Payment Date	Current Coupon Value	Note	Coupon	Trading Unit	Issue Date	Duration (years)	Today's Interest	A.I.C in days	Bonds	Last price of previous days		Last Outcry in Cash (euro)			Trades in Pieces	Life min	Life Max
												Price	Buy / Sell	Date	Price	Buy / Sell			
Corporate Bonds in Foreign Currency and Euro																			
103,746	GBP / 10	01/12	0.25	---	67	1	01/12/1930	98	2.5	360	National Mortgage Bank	2.27	05/02/1996	2.27	S	05/02/1996	---	2.27	2.27
0	GBP / 10	01/12	0.25	---	69	1	01/12/1928	100	2.5	360	National Mortgage Bank	---	---	---	---	---	---	---	---

Government Bonds Notes

A.I.C: Accrued Interest Calculation base.

FLR: Floating Interest Rate.

The minimum tradeable Nominal Value for all Demeterialised Government Titles is 100 Euros.

(μτφρ-0)

Underlying Asset				Derivatives Market													
Price max	Price min	Closing price	change	Delivery Month	Open price	Price max	Price min	Last price	Closing price	Last Bid	Last Ask	Fixing price*	Life high	Life low	Trades	Volume	Open Interest
FTSE/Athex Large Cap				(Trade Unit: 1 Index Point x 2€, Cash Settlement)													
5,828.97	5,663.55	5,663.91	-2.83%	April 2026	5,745.00	5,745.00	5,672.00	5,677.00	5,677.00	---	---	---	5,883.25	---	139	477	5,836
				May 2026	5,695.00	5,704.00	5,647.00	5,659.75	5,659.75	---	---	---	5,793.00	---	26	79	230
				June 2026	---	---	---	---	5,852.25	---	---	---	---	---	---	---	---
				September 2026	---	---	---	---	5,881.75	---	---	---	---	---	---	---	---
				December 2026	---	---	---	---	5,911.25	---	---	---	---	---	---	---	---
				March 2027	---	---	---	---	5,940.75	---	---	---	---	---	---	---	---
FTSE/Athex Banks				(Trade Unit: 1 Index Point x 15€, Cash Settlement)													
2,650.62	2,531.12	2,531.12	-4.51%	June 2026	2,548.25	2,548.25	2,520.00	2,533.75	2,533.75	---	---	---	2,612.75	---	6	71	3,061
				September 2026	---	---	---	---	2,674.50	---	---	---	---	---	---	---	---
				December 2026	---	---	---	---	2,688.00	---	---	---	---	---	---	---	---
				March 2027	---	---	---	---	2,701.50	---	---	---	---	---	---	---	---
MSCI GREECE REBASED				(Trade Unit: 1 Index Point x 2€, Cash Settlement)													
9,404.95	9,024.74	9,036.37	-3.92%	April 2026	---	---	---	---	9,319.75	---	---	---	9,279.50	---	---	---	---
				May 2026	---	---	---	---	9,411.75	---	---	---	8,466.00	---	---	---	---
				June 2026	---	---	---	---	9,442.50	---	---	---	---	---	---	---	---
				July 2026	---	---	---	---	9,457.25	---	---	---	---	---	---	---	---
				August 2026	---	---	---	---	9,475.50	---	---	---	---	---	---	---	---
				September 2026	---	---	---	---	9,490.00	---	---	---	---	---	---	---	---
				December 2026	---	---	---	---	9,537.75	---	---	---	---	---	---	---	---
				March 2027	---	---	---	---	9,585.25	---	---	---	---	---	---	---	---

Derivatives notes - <https://www.athexgroup.gr/en/market-data/statistics/eod-closing-prices/>

Fixing prices and final open positions can be retrieved from the following path <http://www.athexgroup.gr/en/market-data/statistics/eod-closing-prices>

Underlying Asset				Derivatives Market													
Price max	Price min	Closing price	change	Delivery Month	Open price	Price max	Price min	Last price	Closing price	Last Bid	Last Ask	Fixing price*	Life high	Life low	Trades	Volume	Open Interest
ADMIE (IPTO) HOLDING S.A. (CR)				(Contract Size: 100 Securities, Physical Delivery)													
3.02	2.94	3.02	2.03%	June 2026	2.97	3.02	2.97	3.01	3.01	---	---	---	3.02	---	12	75	8,158
				September 2026	---	---	---	---	2.99	---	---	---	---	---	---	---	---
				December 2026	---	---	---	---	3.00	---	---	---	---	---	---	---	---
				March 2027	---	---	---	---	3.02	---	---	---	---	---	---	---	---
AEGEAN AIRLINES (CR)				(Contract Size: 100 Securities, Physical Delivery)													
12.78	12.42	12.52	-2.26%	June 2026	11.76	11.76	11.70	11.70	11.70	---	---	---	15.15	---	5	9	2,535
				September 2026	---	---	---	---	12.93	---	---	---	---	---	---	---	---
				December 2026	---	---	---	---	12.99	---	---	---	---	---	---	---	---
				March 2027	---	---	---	---	13.06	---	---	---	---	---	---	---	---
AKTOR S.A. HOLDING CO. (CR)				(Contract Size: 100 Securities, Physical Delivery)													
10.2	10	10.04	-2.14%	June 2026	10.09	10.09	10.09	10.09	10.09	---	---	---	10.83	---	3	246	96,246
				September 2026	---	---	---	---	10.35	---	---	---	---	---	---	---	---
				December 2026	---	---	---	---	10.40	---	---	---	---	---	---	---	---
				March 2027	---	---	---	---	10.46	---	---	---	---	---	---	---	---
Allwyn AG (CR)				(Contract Size: 100 Securities, Physical Delivery)													
15	14.38	14.4	-4.32%	June 2026	14.71	14.88	14.45	14.60	14.60	---	---	---	15.54	---	101	557	4,071
				September 2026	---	---	---	---	15.19	---	---	---	---	---	---	---	---
				December 2026	---	---	---	---	15.26	---	---	---	---	---	---	---	---
				March 2027	---	---	---	---	15.34	---	---	---	---	---	---	---	---
ALPHA BANK (CR)				(Contract Size: 100 Securities, Physical Delivery)													
3.768	3.633	3.64	-5.75%	June 2026	3.79	3.80	3.63	3.65	3.65	---	---	---	4.50	---	1,004	13,354	52,835
				September 2026	---	---	---	---	3.90	---	---	---	---	---	---	---	---
				December 2026	---	---	---	---	3.92	---	---	---	---	---	---	---	---
				March 2027	---	---	---	---	3.94	---	---	---	---	---	---	---	---
ATHENS INTL AIRPORT (CR)				(Contract Size: 100 Securities, Physical Delivery)													
10.85	10.67	10.67	-1.57%	June 2026	---	---	---	---	10.30	---	---	---	11.47	---	---	---	240
				September 2026	---	---	---	---	10.94	---	---	---	---	---	---	---	---
				December 2026	---	---	---	---	10.99	---	---	---	---	---	---	---	---
				March 2027	---	---	---	---	11.05	---	---	---	---	---	---	---	---
AUTOHELLAS SA (CR)				(Contract Size: 100 Securities, Physical Delivery)													
11.98	11.62	11.88	-1.00%	June 2026	---	---	---	---	11.25	---	---	---	11.16	---	---	---	126
				September 2026	---	---	---	---	12.11	---	---	---	---	---	---	---	---
				December 2026	---	---	---	---	12.17	---	---	---	---	---	---	---	---
				March 2027	---	---	---	---	12.23	---	---	---	---	---	---	---	---

Derivatives notes - <https://www.athexgroup.gr/en/market-data/statistics/eod-closing-prices/>

Fixing prices and final open positions can be retrieved from the following path <http://www.athexgroup.gr/en/market-data/statistics/eod-closing-prices>

Underlying Asset				Derivatives Market													
Price max	Price min	Closing price	change	Delivery Month	Open price	Price max	Price min	Last price	Closing price	Last Bid	Last Ask	Fixing price*	Life high	Life low	Trades	Volume	Open Interest
AVAX S.A. (CR)				(Contract Size: 100 Securities, Physical Delivery)													
3.06	3	3.045	-1.14%	June 2026	3.06	3.08	3.00	3.08	3.08	---	---	---	3.24	---	24	114	2,235
				September 2026	---	---	---	---	3.11	---	---	---	---	---	---	---	---
				December 2026	---	---	---	---	3.12	---	---	---	---	---	---	---	---
				March 2027	---	---	---	---	3.14	---	---	---	---	---	---	---	---
BALLY'S INTRALOT (CR)				(Contract Size: 100 Securities, Physical Delivery)													
0.986	0.944	0.959	-2.49%	June 2026	0.972	0.978	0.951	0.964	0.964	---	---	---	1.10	---	40	4,735	1,263,486
				September 2026	---	---	---	---	0.992	---	---	---	---	---	---	---	---
				December 2026	---	---	---	---	0.997	---	---	---	---	---	---	---	---
				March 2027	---	---	---	---	1.00	---	---	---	---	---	---	---	---
BANK OF CYPRUS (CR)				(Contract Size: 100 Securities, Physical Delivery)													
9.015	8.785	8.8	-2.98%	June 2026	8.32	8.32	8.32	8.32	8.32	---	---	---	9.07	---	1	10	952
				September 2026	---	---	---	---	9.15	---	---	---	---	---	---	---	---
				December 2026	---	---	---	---	9.20	---	---	---	---	---	---	---	---
				March 2027	---	---	---	---	9.24	---	---	---	---	---	---	---	---
CC HBC AG (CR)				(Contract Size: 100 Securities, Physical Delivery)													
51.2	49.7	50	-1.38%	June 2026	48.72	48.72	48.72	48.72	48.72	---	---	---	52.01	---	1	1	112
				September 2026	---	---	---	---	51.16	---	---	---	---	---	---	---	---
				December 2026	---	---	---	---	51.42	---	---	---	---	---	---	---	---
				March 2027	---	---	---	---	51.67	---	---	---	---	---	---	---	---
CENERGY HOLDINGS (CB)				(Contract Size: 100 Securities, Physical Delivery)													
19.79	19.23	19.67	-0.10%	June 2026	19.85	19.95	19.31	19.85	19.85	---	---	---	21.05	---	10	41	3,511
				September 2026	---	---	---	---	19.87	---	---	---	---	---	---	---	---
				December 2026	---	---	---	---	19.97	---	---	---	---	---	---	---	---
				March 2027	---	---	---	---	20.07	---	---	---	---	---	---	---	---
CrediaBank (CR)				(Contract Size: 100 Securities, Physical Delivery)													
1.15	1.08	1.09	-1.80%	June 2026	1.12	1.15	1.06	1.09	1.09	---	---	---	1.38	---	1,581	13,743	59,678
				September 2026	---	---	---	---	1.12	---	---	---	---	---	---	---	---
				December 2026	---	---	---	---	1.13	---	---	---	---	---	---	---	---
				March 2027	---	---	---	---	1.13	---	---	---	---	---	---	---	---
ELLAKTOR (CR)				(Contract Size: 100 Securities, Physical Delivery)													
1.304	1.272	1.274	-3.49%	June 2026	1.26	1.26	1.26	1.26	1.26	---	---	---	1.34	---	1	1	1,581
				September 2026	---	---	---	---	1.33	---	---	---	---	---	---	---	---
				December 2026	---	---	---	---	1.34	---	---	---	---	---	---	---	---
				March 2027	---	---	---	---	1.35	---	---	---	---	---	---	---	---

Derivatives notes - <https://www.athexgroup.gr/en/market-data/statistics/eod-closing-prices/>

Fixing prices and final open positions can be retrieved from the following path <http://www.athexgroup.gr/en/market-data/statistics/eod-closing-prices>

Underlying Asset				Derivatives Market													
Price max	Price min	Closing price	change	Delivery Month	Open price	Price max	Price min	Last price	Closing price	Last Bid	Last Ask	Fixing price*	Life high	Life low	Trades	Volume	Open Interest
ELVALHALCOR (CR)				(Contract Size: 100 Securities, Physical Delivery)													
4.035	3.85	3.965	-0.50%	June 2026	3.80	4.02	3.80	4.01	4.01	---	---	---	4.03	---	49	133	2,575
				September 2026	---	---	---	---	4.02	---	---	---	---	---	---	---	---
				December 2026	---	---	---	---	4.04	---	---	---	---	---	---	---	---
				March 2027	---	---	---	---	4.06	---	---	---	---	---	---	---	---
EUROBANK (CR)				(Contract Size: 100 Securities, Physical Delivery)													
3.837	3.706	3.732	-5.09%	June 2026	3.81	3.81	3.66	3.70	3.70	---	---	---	3.93	---	231	4,057	23,614
				September 2026	---	---	---	---	3.97	---	---	---	---	---	---	---	---
				December 2026	---	---	---	---	3.99	---	---	---	---	---	---	---	---
				March 2027	---	---	---	---	4.01	---	---	---	---	---	---	---	---
EYDAP S.A. (CR)				(Contract Size: 100 Securities, Physical Delivery)													
9.43	9.13	9.2	-2.13%	June 2026	9.40	9.40	9.27	9.27	9.27	---	---	---	9.55	---	3	11	12,783
				September 2026	---	---	---	---	9.49	---	---	---	---	---	---	---	---
				December 2026	---	---	---	---	9.53	---	---	---	---	---	---	---	---
				March 2027	---	---	---	---	9.58	---	---	---	---	---	---	---	---
FOURLIS (CR)				(Contract Size: 100 Securities, Physical Delivery)													
4.57	4.44	4.44	-3.37%	June 2026	4.50	4.50	4.50	4.50	4.50	---	---	---	4.64	---	1	1	2,868
				September 2026	---	---	---	---	4.64	---	---	---	---	---	---	---	---
				December 2026	---	---	---	---	4.66	---	---	---	---	---	---	---	---
				March 2027	---	---	---	---	4.68	---	---	---	---	---	---	---	---
GEK TERNA (CR)				(Contract Size: 100 Securities, Physical Delivery)													
38.88	37.92	38.8	1.04%	June 2026	38.59	38.99	38.18	38.86	38.86	---	---	---	38.99	---	15	39	5,260
				September 2026	---	---	---	---	38.75	---	---	---	---	---	---	---	---
				December 2026	---	---	---	---	38.94	---	---	---	---	---	---	---	---
				March 2027	---	---	---	---	39.14	---	---	---	---	---	---	---	---
HELLENIC EXCHANGES-A.S.E. (CR)				(Contract Size: 100 Securities, Physical Delivery)													
7.05	7	7	-0.71%	June 2026	---	---	---	---	6.98	---	---	---	7.14	---	---	---	326
				September 2026	---	---	---	---	7.11	---	---	---	---	---	---	---	---
				December 2026	---	---	---	---	7.15	---	---	---	---	---	---	---	---
				March 2027	---	---	---	---	7.19	---	---	---	---	---	---	---	---
HELLENiQ ENERGY (CR)				(Contract Size: 100 Securities, Physical Delivery)													
9.965	9.7	9.87	1.75%	June 2026	9.95	10.02	9.83	9.87	9.87	---	---	---	10.55	---	43	145	4,108
				September 2026	---	---	---	---	9.79	---	---	---	---	---	---	---	---
				December 2026	---	---	---	---	9.84	---	---	---	---	---	---	---	---
				March 2027	---	---	---	---	9.89	---	---	---	---	---	---	---	---

Derivatives notes - <https://www.athexgroup.gr/en/market-data/statistics/eod-closing-prices/>

Fixing prices and final open positions can be retrieved from the following path <http://www.athexgroup.gr/en/market-data/statistics/eod-closing-prices>

Underlying Asset				Derivatives Market													
Price max	Price min	Closing price	change	Delivery Month	Open price	Price max	Price min	Last price	Closing price	Last Bid	Last Ask	Fixing price*	Life high	Life low	Trades	Volume	Open Interest
INTRACOM HOLDINGS (CR)																	
(Contract Size: 100 Securities, Physical Delivery)																	
3.025	2.95	2.95	-3.28%	June 2026	3.01	3.03	2.97	2.97	2.97	---	---	---	3.19	---	25	126	12,019
				September 2026	---	---	---	---	3.08	---	---	---	---	---	---	---	---
				December 2026	---	---	---	---	3.09	---	---	---	---	---	---	---	---
				March 2027	---	---	---	---	3.11	---	---	---	---	---	---	---	---
JUMBO SA (CR)																	
(Contract Size: 100 Securities, Physical Delivery)																	
23.96	23.14	23.44	-0.93%	June 2026	23.84	23.88	23.41	23.57	23.57	---	---	---	25.68	---	12	38	3,848
				September 2026	---	---	---	---	23.87	---	---	---	---	---	---	---	---
				December 2026	---	---	---	---	23.99	---	---	---	---	---	---	---	---
				March 2027	---	---	---	---	24.11	---	---	---	---	---	---	---	---
LAMDA DEVELOPMENT SA (CR)																	
(Contract Size: 100 Securities, Physical Delivery)																	
6.15	6.025	6.035	-2.19%	June 2026	6.17	6.17	6.08	6.08	6.08	---	---	---	7.09	---	36	167	18,903
				September 2026	---	---	---	---	6.23	---	---	---	---	---	---	---	---
				December 2026	---	---	---	---	6.26	---	---	---	---	---	---	---	---
				March 2027	---	---	---	---	6.29	---	---	---	---	---	---	---	---
METLEN PLC (CR)																	
(Contract Size: 100 Securities, Physical Delivery)																	
37	35.3	36.1	-3.16%	June 2026	36.66	36.70	35.44	35.66	35.66	---	---	---	47.90	---	232	668	13,134
				September 2026	---	---	---	---	37.62	---	---	---	---	---	---	---	---
				December 2026	---	---	---	---	37.81	---	---	---	---	---	---	---	---
				March 2027	---	---	---	---	37.99	---	---	---	---	---	---	---	---
MIG (CR)																	
(Contract Size: 100 Securities, Physical Delivery)																	
3.2	3.06	3.12	-2.50%	June 2026	---	---	---	---	3.27	---	---	---	3.43	---	---	---	143
				September 2026	---	---	---	---	3.23	---	---	---	---	---	---	---	---
				December 2026	---	---	---	---	3.25	---	---	---	---	---	---	---	---
				March 2027	---	---	---	---	3.26	---	---	---	---	---	---	---	---
MOTOR OIL (CR)																	
(Contract Size: 100 Securities, Physical Delivery)																	
40	38.46	38.46	-1.13%	June 2026	38.98	39.97	37.40	38.50	38.50	---	---	---	39.97	---	32	112	277
				September 2026	---	---	---	---	39.25	---	---	---	---	---	---	---	---
				December 2026	---	---	---	---	39.45	---	---	---	---	---	---	---	---
				March 2027	---	---	---	---	39.65	---	---	---	---	---	---	---	---
NATIONAL BANK (CR)																	
(Contract Size: 100 Securities, Physical Delivery)																	
14.535	14.105	14.28	-4.22%	June 2026	14.26	14.30	13.91	14.19	14.19	---	---	---	15.76	---	95	506	11,291
				September 2026	---	---	---	---	15.05	---	---	---	---	---	---	---	---
				December 2026	---	---	---	---	15.12	---	---	---	---	---	---	---	---
				March 2027	---	---	---	---	15.20	---	---	---	---	---	---	---	---

Derivatives notes - <https://www.athexgroup.gr/en/market-data/statistics/eod-closing-prices/>

Fixing prices and final open positions can be retrieved from the following path <http://www.athexgroup.gr/en/market-data/statistics/eod-closing-prices>

Underlying Asset				Derivatives Market													
Price max	Price min	Closing price	change	Delivery Month	Open price	Price max	Price min	Last price	Closing price	Last Bid	Last Ask	Fixing price*	Life high	Life low	Trades	Volume	Open Interest
OPTIMA BANK (CR)				(Contract Size: 100 Securities, Physical Delivery)													
9.3	8.895	8.9	-4.30%	June 2026	9.12	9.12	8.96	8.96	8.96	---	---	---	9.40	---	3	11	484
				September 2026	---	---	---	---	9.38	---	---	---	---	---	---	---	---
				December 2026	---	---	---	---	9.43	---	---	---	---	---	---	---	---
				March 2027	---	---	---	---	9.48	---	---	---	---	---	---	---	---
OTE (CR)				(Contract Size: 100 Securities, Physical Delivery)													
17.9	17.49	17.9	0.68%	June 2026	17.78	17.91	17.78	17.91	17.91	---	---	---	17.91	---	4	5	874
				September 2026	---	---	---	---	17.94	---	---	---	---	---	---	---	---
				December 2026	---	---	---	---	18.03	---	---	---	---	---	---	---	---
				March 2027	---	---	---	---	18.12	---	---	---	---	---	---	---	---
P.P.A. S.A. (CR)				(Contract Size: 100 Securities, Physical Delivery)													
38.8	38	38.05	-1.43%	June 2026	---	---	---	---	40.03	---	---	---	38.56	---	---	---	40
				September 2026	---	---	---	---	38.95	---	---	---	---	---	---	---	---
				December 2026	---	---	---	---	39.14	---	---	---	---	---	---	---	---
				March 2027	---	---	---	---	39.34	---	---	---	---	---	---	---	---
PIRAEUS BANK (CR)				(Contract Size: 100 Securities, Physical Delivery)													
8.256	8.07	8.098	-4.01%	June 2026	8.26	8.26	8.10	8.13	8.13	---	---	---	8.90	---	271	3,583	45,295
				September 2026	---	---	---	---	8.51	---	---	---	---	---	---	---	---
				December 2026	---	---	---	---	8.56	---	---	---	---	---	---	---	---
				March 2027	---	---	---	---	8.60	---	---	---	---	---	---	---	---
PPC (CR)				(Contract Size: 100 Securities, Physical Delivery)													
19.59	19.2	19.29	-1.78%	June 2026	19.44	19.60	19.30	19.38	19.38	---	---	---	19.94	---	10	42	17,583
				September 2026	---	---	---	---	19.82	---	---	---	---	---	---	---	---
				December 2026	---	---	---	---	19.92	---	---	---	---	---	---	---	---
				March 2027	---	---	---	---	20.02	---	---	---	---	---	---	---	---
QUEST HOLDINGS (CR)				(Contract Size: 100 Securities, Physical Delivery)													
6.71	6.5	6.65	-0.45%	June 2026	6.55	6.55	6.51	6.51	6.51	---	---	---	6.76	---	2	5	210
				September 2026	---	---	---	---	6.74	---	---	---	---	---	---	---	---
				December 2026	---	---	---	---	6.77	---	---	---	---	---	---	---	---
				March 2027	---	---	---	---	6.81	---	---	---	---	---	---	---	---
TITAN (CB)				(Contract Size: 100 Securities, Physical Delivery)													
49	48.06	48.62	-1.26%	June 2026	48.69	48.69	48.35	48.60	48.60	---	---	---	49.60	---	6	28	318
				September 2026	---	---	---	---	49.69	---	---	---	---	---	---	---	---
				December 2026	---	---	---	---	49.93	---	---	---	---	---	---	---	---
				March 2027	---	---	---	---	50.18	---	---	---	---	---	---	---	---

Derivatives notes - <https://www.athexgroup.gr/en/market-data/statistics/eod-closing-prices/>

Fixing prices and final open positions can be retrieved from the following path <http://www.athexgroup.gr/en/market-data/statistics/eod-closing-prices>

Underlying Asset				Derivatives Market													
Price max	Price min	Closing price	change	Delivery Month	Open price	Price max	Price min	Last price	Closing price	Last Bid	Last Ask	Fixing price*	Life high	Life low	Trades	Volume	Open Interest
VIOHALCO SA/NV (CB)				(Contract Size: 100 Securities, Physical Delivery)													
13.66	13.36	13.5	-1.17%	June 2026	13.49	13.58	13.45	13.45	13.45	---	---		14.85	---	4	17	2,051
				September 2026	---	---	---	---	13.78	---	---		---	---	---	---	---
				December 2026	---	---	---	---	13.85	---	---		---	---	---	---	---
				March 2027	---	---	---	---	13.92	---	---		---	---	---	---	---

Derivatives notes - <https://www.athexgroup.gr/en/market-data/statistics/eod-closing-prices/>

Fixing prices and final open positions can be retrieved from the following path <http://www.athexgroup.gr/en/market-data/statistics/eod-closing-prices>

FTSE/Athex Large Cap

(Trade Unit: 1 Index Point x 2€ - Exercise Style: European, Cash Settlement)

Exercise Price	Call Options														Put Options																		
	April 2026							May 2026							Other Months		April 2026							May 2026							Other Months		Exercise Price
	Open price	Price max	Price min	Last price	Closing price	Volume	Open Interest	Open price	Price max	Price min	Last price	Closing price	Volume	Open Interest	Volume	Open Interest	Open price	Price max	Price min	Last price	Closing price	Volume	Open Interest	Open price	Price max	Price min	Last price	Closing price	Volume	Open Interest	Volume	Open Interest	
4,000	-	-	-	-	-	-	-	-	-	-	-	-	-	-	-	-	-	-	-	-	-	-	-	-	-	-	-	-	-	-	-	-	
4,100	-	-	-	-	-	-	-	-	-	-	-	-	-	-	-	-	-	-	-	-	-	-	-	-	-	-	-	-	-	-	-	-	4,100
4,200	-	-	-	-	-	-	-	-	-	-	-	-	-	-	-	-	-	-	-	-	-	-	-	-	-	-	-	-	-	-	-	-	4,200
4,300	-	-	-	-	-	-	-	-	-	-	-	-	-	-	-	-	-	-	-	-	-	-	-	-	-	-	-	-	-	-	-	-	4,300
4,400	-	-	-	-	-	-	-	-	-	-	-	-	-	-	-	-	-	-	-	-	-	-	-	-	-	-	-	-	-	-	-	-	4,400
4,450	-	-	-	-	-	-	-	-	-	-	-	-	-	-	-	-	-	-	-	-	-	-	-	-	-	-	-	-	-	-	-	-	4,450
4,500	-	-	-	-	-	-	-	-	-	-	-	-	-	-	-	-	-	-	-	-	-	-	-	-	-	-	-	-	-	-	-	-	4,500
4,550	-	-	-	-	-	-	-	-	-	-	-	-	-	-	-	-	-	-	-	-	-	-	-	-	-	-	-	-	-	-	-	-	4,550
4,600	0.00	0.00	0.00	-	1,214.00	-	-	0.00	0.00	0.00	-	1,193.00	-	-	-	0.00	0.00	0.00	-	1.40	-	-	0.00	0.00	0.00	-	1.40	-	-	-	-	4,600	
4,650	0.00	0.00	0.00	-	1,164.00	-	-	0.00	0.00	0.00	-	1,144.00	-	-	-	0.00	0.00	0.00	-	1.90	-	-	0.00	0.00	0.00	-	1.90	-	-	-	-	4,650	
4,700	0.00	0.00	0.00	-	1,114.00	-	-	0.00	0.00	0.00	-	1,095.00	-	-	-	0.00	0.00	0.00	-	2.70	-	-	0.00	0.00	0.00	-	2.70	-	-	-	-	4,700	
4,750	0.00	0.00	0.00	-	1,064.00	-	-	0.00	0.00	0.00	-	1,046.00	-	-	-	0.00	0.00	0.00	-	3.70	-	-	0.00	0.00	0.00	-	3.70	-	-	-	-	4,750	
4,800	0.00	0.00	0.00	-	1,014.00	-	-	0.00	0.00	0.00	-	997.00	-	-	-	0.00	0.00	0.00	-	4.90	-	-	0.00	0.00	0.00	-	4.90	-	-	-	-	4,800	
4,850	0.00	0.00	0.00	-	965.00	-	-	0.00	0.00	0.00	-	949.00	-	-	-	0.00	0.00	0.00	-	6.50	-	-	0.00	0.00	0.00	-	6.50	-	-	-	-	4,850	
4,900	0.00	0.00	0.00	-	915.00	-	-	0.00	0.00	0.00	-	901.00	-	-	-	0.00	0.00	0.00	-	8.60	-	-	0.00	0.00	0.00	-	8.60	-	-	-	-	4,900	
4,950	0.00	0.00	0.00	-	865.00	-	-	0.00	0.00	0.00	-	854.00	-	-	-	0.00	0.00	0.00	-	11.00	-	1	0.00	0.00	0.00	-	11.00	-	1	-	-	4,950	
5,000	0.00	0.00	0.00	-	815.00	-	-	0.00	0.00	0.00	-	807.00	-	-	-	0.00	0.00	0.00	-	14.25	-	-	0.00	0.00	0.00	-	14.25	-	-	-	-	5,000	
5,050	0.00	0.00	0.00	-	765.00	-	60	0.00	0.00	0.00	-	761.00	-	33	-	0.00	0.00	0.00	-	18.00	-	60	0.00	0.00	0.00	-	18.00	-	60	-	-	5,050	
5,100	0.00	0.00	0.00	-	715.00	-	30	0.00	0.00	0.00	-	716.00	-	50	-	0.00	0.00	0.00	-	22.75	-	-	0.00	0.00	0.00	-	22.75	-	-	-	-	5,100	
5,150	0.00	0.00	0.00	-	665.00	-	90	0.00	0.00	0.00	-	671.00	-	51	-	0.00	0.00	0.00	-	28.25	-	45	0.00	0.00	0.00	-	28.25	-	45	-	-	5,150	
5,200	0.00	0.00	0.00	-	616.00	-	62	0.00	0.00	0.00	-	628.00	-	45	-	0.00	0.00	0.00	-	34.75	-	90	0.00	0.00	0.00	-	34.75	-	90	-	-	5,200	
5,250	0.00	0.00	0.00	-	567.00	-	61	0.00	0.00	0.00	-	586.00	-	32	-	0.00	0.00	0.00	-	42.50	-	150	0.00	0.00	0.00	-	42.50	-	150	-	-	5,250	
5,300	0.00	0.00	0.00	-	518.00	-	90	0.00	0.00	0.00	-	544.00	-	30	-	0.00	0.00	0.00	-	51.00	-	120	0.00	0.00	0.00	-	51.00	-	120	-	-	5,300	
5,350	0.00	0.00	0.00	-	470.00	-	93	0.00	0.00	0.00	-	505.00	-	30	-	0.00	0.00	0.00	-	61.50	-	30	0.00	0.00	0.00	-	61.50	-	30	-	-	5,350	
5,400	0.00	0.00	0.00	-	424.00	-	153	0.00	0.00	0.00	-	466.00	-	30	-	22.00	0.00	22.00	22.00	22.00	1	63	0.00	0.00	0.00	-	73.00	-	32	-	-	5,400	
5,450	0.00	0.00	0.00	-	378.00	-	103	0.00	0.00	0.00	-	430.00	-	30	-	0.00	0.00	0.00	-	86.00	-	61	0.00	0.00	0.00	-	86.00	-	61	-	-	5,450	
5,500	0.00	0.00	0.00	-	334.00	-	115	0.00	0.00	0.00	-	395.00	-	30	-	0.00	0.00	0.00	-	101.00	-	30	0.00	0.00	0.00	-	101.00	-	30	-	-	5,500	
5,550	0.00	0.00	0.00	-	292.00	-	33	0.00	0.00	0.00	-	361.00	-	-	-	0.00	0.00	0.00	-	117.00	-	-	0.00	0.00	0.00	-	117.00	-	-	-	-	5,550	
5,600	0.00	0.00	0.00	-	253.00	-	35	0.00	0.00	0.00	-	329.00	-	-	-	0.00	0.00	0.00	-	135.00	-	-	0.00	0.00	0.00	-	135.00	-	-	-	-	5,600	
5,650	0.00	0.00	0.00	-	216.00	-	-	225.00	226.00	225.00	226.00	226.00	60	-	-	0.00	0.00	0.00	-	155.00	-	-	0.00	0.00	0.00	-	155.00	-	-	-	-	5,650	
5,700	0.00	0.00	0.00	-	182.00	-	5	0.00	0.00	0.00	-	271.00	-	-	-	0.00	0.00	0.00	-	177.00	-	1	0.00	0.00	0.00	-	177.00	-	1	-	-	5,700	
5,750	78.50	78.50	74.50	74.50	74.50	7	30	0.00	0.00	0.00	-	244.00	-	-	-	0.00	78.50	0.00	-	200.00	-	6	0.00	0.00	0.00	-	200.00	-	6	-	-	5,750	
5,800	0.00	0.00	0.00	-	124.00	-	100	0.00	0.00	0.00	-	220.00	-	1	-	0.00	0.00	0.00	-	226.00	-	-	0.00	0.00	0.00	-	226.00	-	-	-	-	5,800	
5,850	0.00	0.00	0.00	-	100.00	-	92	0.00	0.00	0.00	-	197.00	-	-	-	0.00	0.00	0.00	-	253.00	-	-	0.00	0.00	0.00	-	253.00	-	-	-	-	5,850	
5,900	0.00	0.00	0.00	-	80.00	-	60	0.00	0.00	0.00	-	176.00	-	-	-	0.00	0.00	0.00	-	281.00	-	-	0.00	0.00	0.00	-	281.00	-	-	-	-	5,900	
5,950	0.00	0.00	0.00	-	62.50	-	-	0.00	0.00	0.00	-	156.00	-	-	-	0.00	0.00	0.00	-	312.00	-	-	0.00	0.00	0.00	-	312.00	-	-	-	-	5,950	

FTSE/Athex Large Cap

(Trade Unit: 1 Index Point x 2€ - Exercise Style: European, Cash Settlement)

Call Options														Put Options																			
Exercise Price	April 2026							May 2026							Other Months		April 2026							May 2026							Other Months		Exercise Price
	Open price	Price max	Price min	Last price	Closing price	Volume	Open Interest	Open price	Price max	Price min	Last price	Closing price	Volume	Open Interest	Volume	Open Interest	Open price	Price max	Price min	Last price	Closing price	Volume	Open Interest	Open price	Price max	Price min	Last price	Closing price	Volume	Open Interest	Volume	Open Interest	
6,000	0.00	0.00	0.00	-	48.25	-	-	0.00	0.00	0.00	-	138.00	-	-			0.00	0.00	0.00	-	233.00	-	-	0.00	0.00	0.00	-	344.00	-	-			6,000
6,050	0.00	0.00	0.00	-	36.50	-	-	0.00	0.00	0.00	-	122.00	-	-			0.00	0.00	0.00	-	271.00	-	-	0.00	0.00	0.00	-	377.00	-	-			6,050
6,100	0.00	0.00	0.00	-	27.25	-	-	0.00	0.00	0.00	-	107.00	-	-			0.00	0.00	0.00	-	312.00	-	-	0.00	0.00	0.00	-	413.00	-	-			6,100
6,150	0.00	0.00	0.00	-	20.00	-	-	0.00	0.00	0.00	-	94.00	-	-			0.00	0.00	0.00	-	355.00	-	-	0.00	0.00	0.00	-	449.00	-	-			6,150
6,200	0.00	0.00	0.00	-	14.50	-	-	0.00	0.00	0.00	-	82.00	-	-			0.00	0.00	0.00	-	399.00	-	-	0.00	0.00	0.00	-	487.00	-	-			6,200
6,250	0.00	0.00	0.00	-	10.25	-	-	0.00	0.00	0.00	-	71.50	-	-			0.00	0.00	0.00	-	445.00	-	-	0.00	0.00	0.00	-	526.00	-	-			6,250
6,300	0.00	0.00	0.00	-	7.20	-	-	0.00	0.00	0.00	-	62.00	-	-			0.00	0.00	0.00	-	492.00	-	-	0.00	0.00	0.00	-	567.00	-	-			6,300
6,350	0.00	0.00	0.00	-	4.90	-	-	0.00	0.00	0.00	-	53.50	-	-			0.00	0.00	0.00	-	540.00	-	-	0.00	0.00	0.00	-	608.00	-	-			6,350
6,400	0.00	0.00	0.00	-	3.30	-	-	-	-	-	-	-	-	-			0.00	0.00	0.00	-	588.00	-	-	-	-	-	-	-	-	-			6,400
6,450	0.00	0.00	0.00	-	2.20	-	-	-	-	-	-	-	-	-			0.00	0.00	0.00	-	637.00	-	-	-	-	-	-	-	-	-			6,450
6,500	0.00	0.00	0.00	-	1.40	-	-	-	-	-	-	-	-	-			0.00	0.00	0.00	-	686.00	-	-	-	-	-	-	-	-	-			6,500
6,550	0.00	0.00	0.00	-	0.93	-	-	-	-	-	-	-	-	-			0.00	0.00	0.00	-	736.00	-	-	-	-	-	-	-	-	-			6,550
6,600	0.00	0.00	0.00	-	0.59	-	-	-	-	-	-	-	-	-			0.00	0.00	0.00	-	785.00	-	-	-	-	-	-	-	-	-			6,600
6,650	0.00	0.00	0.00	-	0.37	-	-	-	-	-	-	-	-	-			0.00	0.00	0.00	-	835.00	-	-	-	-	-	-	-	-	-			6,650
Totals:						7	1,212					60	362	0	0			1	1,449					0	626	0	0						
Number of Trades:						3						2		0			1						0									0	

Allwyn AG (CR)

(Contract Size: 100 Securities, Exercise Style: American, Physical Delivery)

Call Options														Put Options																		
April 2026							May 2026							Other Months		April 2026							May 2026							Other Months		Exerise Price
Open price	Price max	Price min	Last price	Closing price	Volume	Open Interest	Open price	Price max	Price min	Last price	Closing price	Volume	Open Interest	Volume	Open Interest	Open price	Price max	Price min	Last price	Closing price	Volume	Open Interest	Open price	Price max	Price min	Last price	Closing price	Volume	Open Interest	Volume	Open Interest	
9.000	0.000	0.000	0.000	6.05	-	-	0.000	0.000	0.000	6.07	-	-			0.000	0.000	0.000	0.001	-	-	0.000	0.000	0.000	0.001	-	-					0.090	
9.250	0.000	0.000	0.000	5.80	-	-	0.000	0.000	0.000	5.82	-	-			0.000	0.000	0.000	0.001	-	-	0.000	0.000	0.000	0.002	-	-					0.093	
9.500	0.000	0.000	0.000	5.55	-	-	0.000	0.000	0.000	5.57	-	-			0.000	0.000	0.000	0.001	-	-	0.000	0.000	0.000	0.004	-	-					0.095	
9.750	0.000	0.000	0.000	5.30	-	-	0.000	0.000	0.000	5.32	-	-			0.000	0.000	0.000	0.001	-	-	0.000	0.000	0.000	0.007	-	-					0.098	
10.000	0.000	0.000	0.000	5.05	-	-	0.000	0.000	0.000	5.07	-	-			0.000	0.000	0.000	0.001	-	-	0.000	0.000	0.000	0.001	-	-					0.100	
10.500	0.000	0.000	0.000	4.56	-	-	0.000	0.000	0.000	4.57	-	-			0.000	0.000	0.000	0.001	-	-	0.000	0.000	0.000	0.002	-	-					0.105	
11.000	0.000	0.000	0.000	4.06	-	-	0.000	0.000	0.000	4.07	-	-			0.000	0.000	0.000	0.002	-	-	0.000	0.000	0.000	0.008	-	-					0.110	
11.500	0.000	0.000	0.000	3.56	-	-	0.000	0.000	0.000	3.57	-	-			0.000	0.000	0.000	0.010	-	-	0.000	0.000	0.000	0.001	-	-					0.115	
12.000	0.000	0.000	0.000	3.06	-	-	0.000	0.000	0.000	3.08	-	-			0.000	0.000	0.000	0.002	-	-	0.000	0.000	0.000	0.003	-	-					0.120	
12.500	0.000	0.000	0.000	2.56	-	-	0.000	0.000	0.000	2.59	-	-			0.000	0.000	0.000	0.003	-	-	0.000	0.000	0.000	0.011	-	-					0.125	
13.000	0.000	0.000	0.000	2.06	-	-	0.000	0.000	0.000	2.11	-	-			0.000	0.000	0.000	0.003	-	-	0.000	0.000	0.000	0.034	-	-					0.130	
13.500	0.000	0.000	0.000	1.56	-	-	0.000	0.000	0.000	1.66	-	15			0.000	0.000	0.000	0.004	-	15	0.000	0.000	0.000	0.080	-	-					0.135	
14.000	0.000	0.000	0.000	1.08	-	-	0.000	0.000	0.000	1.25	-	15			0.000	0.000	0.000	0.025	-	45	0.282	0.282	0.255	0.255	0.255	30	5				0.140	
14.500	0.000	0.000	0.000	0.660	-	-	0.000	0.000	0.000	0.898	-	15			0.130	0.130	0.130	0.130	0.130	7	80	0.000	0.000	0.000	0.319	-	-				0.145	
15.000	0.200	0.200	0.200	0.200	0.200	15	45	0.000	0.000	0.000	0.609	-	30			0.000	0.000	0.000	0.280	-	90	0.000	0.000	0.000	0.530	-	-				0.150	
15.500	0.058	0.058	0.058	0.058	0.058	15	75	0.000	0.000	0.000	0.391	-	15			0.000	0.000	0.000	0.582	-	5	0.000	0.000	0.000	0.813	-	-				0.155	
16.000	0.000	0.000	0.000	0.046	-	-	0.000	0.000	0.000	0.240	-	-			0.000	0.000	0.000	0.990	-	-	0.000	0.000	0.000	1.16	-	-					0.160	
16.500	0.000	0.000	0.000	0.012	-	-	0.000	0.000	0.000	0.138	-	-			0.000	0.000	0.000	1.46	-	-	0.000	0.000	0.000	1.56	-	-					0.165	
17.000	0.000	0.000	0.000	0.002	-	-	0.000	0.000	0.000	0.075	-	-			0.000	0.000	0.000	1.95	-	-	0.000	0.000	0.000	2.00	-	-					0.170	
17.500	0.000	0.000	0.000	0.005	-	-	0.000	0.000	0.000	0.039	-	-			0.000	0.000	0.000	2.45	-	-	0.000	0.000	0.000	2.47	-	-					0.175	
18.000	0.000	0.000	0.000	0.001	-	-	0.000	0.000	0.000	0.019	-	-			0.000	0.000	0.000	2.95	-	-	0.000	0.000	0.000	2.95	-	-					0.180	
18.500	0.000	0.000	0.000	0.001	-	-	0.000	0.000	0.000	0.009	-	-			0.000	0.000	0.000	3.45	-	-	0.000	0.000	0.000	3.45	-	-					0.185	
19.000	0.000	0.000	0.000	0.001	-	-	0.000	0.000	0.000	0.004	-	-			0.000	0.000	0.000	3.95	-	50	0.000	0.000	0.000	3.95	-	-					0.190	
19.500	0.000	0.000	0.000	0.001	-	-	0.000	0.000	0.000	0.002	-	-			0.000	0.000	0.000	4.45	-	50	0.000	0.000	0.000	4.45	-	-					0.195	
20.000	0.000	0.000	0.000	0.001	-	-	0.000	0.000	0.000	0.001	-	-			0.000	0.000	0.000	4.95	-	-	0.000	0.000	0.000	4.95	-	-					0.200	
21.000	0.000	0.000	0.000	0.001	-	-	0.000	0.000	0.000	0.001	-	-			0.000	0.000	0.000	5.95	-	-	0.000	0.000	0.000	5.95	-	-					0.210	
22.000	0.000	0.000	0.000	0.001	-	-	0.000	0.000	0.000	0.001	-	-			0.000	0.000	0.000	6.95	-	-	0.000	0.000	0.000	6.95	-	-					0.220	
23.000	0.000	0.000	0.000	0.001	-	-	0.000	0.000	0.000	0.001	-	-			0.000	0.000	0.000	7.95	-	-	0.000	0.000	0.000	7.95	-	-					0.230	
24.000	0.000	0.000	0.000	0.001	-	-					-	-			0.000	0.000	0.000	8.95	-	-					-	-					0.240	
25.000	0.000	0.000	0.000	0.001	-	-					-	-			0.000	0.000	0.000	9.95	-	-					-	-					0.250	
26.000	0.000	0.000	0.000	0.001	-	-					-	-			0.000	0.000	0.000	10.95	-	-					-	-					0.260	
27.000					-	-					-	-									-	-			-	-					0.270	
28.000					-	-					-	-									-	-			-	-					0.280	
29.000					-	-					-	-									-	-			-	-					0.290	
30.000					-	-					-	-									-	-			-	-					0.300	

Allwyn AG (CR)

(Contract Size: 100 Securities, Exercise Style: American, Physical Delivery)

		Call Options														Put Options																	
		April 2026						May 2026						Other Months		April 2026						May 2026						Other Months					
Exercise Price	Open price	Price max	Price min	Last price	Closing price	Volume	Open Interest	Open price	Price max	Price min	Last price	Closing price	Volume	Open Interest	Volume	Open Interest	Open price	Price max	Price min	Last price	Closing price	Volume	Open Interest	Open price	Price max	Price min	Last price	Closing price	Volume	Open Interest	Volume	Open Interest	Exercise Price
Totals:						30	120						0	90	0	0						30	335						30	40	0	0	
Number of Trades:							2						0			0						1.00						2			0		

ALPHA BANK (CR)

(Contract Size: 100 Securities, Exercise Style: American, Physical Delivery)

Call Options														Put Options																		
April 2026							May 2026							Other Months		April 2026							May 2026							Other Months		Exercise Price
Open price	Price max	Price min	Last price	Closing price	Volume	Open Interest	Open price	Price max	Price min	Last price	Closing price	Volume	Open Interest	Volume	Open Interest	Open price	Price max	Price min	Last price	Closing price	Volume	Open Interest	Open price	Price max	Price min	Last price	Closing price	Volume	Open Interest	Volume	Open Interest	
2.000	0.000	0.000	0.000	1.86	-	-	0.000	0.000	0.000	1.86	-	-				0.000	0.000	0.000	0.001	-	-	0.000	0.000	0.000	0.001	-	-				0.020	
2.100	0.000	0.000	0.000	1.76	-	-	0.000	0.000	0.000	1.76	-	-				0.000	0.000	0.000	0.001	-	-	0.000	0.000	0.000	0.001	-	-				0.021	
2.200	0.000	0.000	0.000	1.66	-	-	0.000	0.000	0.000	1.66	-	-				0.000	0.000	0.000	0.001	-	-	0.000	0.000	0.000	0.001	-	-				0.022	
2.300	0.000	0.000	0.000	1.56	-	-	0.000	0.000	0.000	1.56	-	-				0.000	0.000	0.000	0.001	-	-	0.000	0.000	0.000	0.001	-	-				0.023	
2.400	0.000	0.000	0.000	1.46	-	-	0.000	0.000	0.000	1.46	-	-				0.000	0.000	0.000	0.003	-	-	0.000	0.000	0.000	0.001	-	-				0.024	
2.500	0.000	0.000	0.000	1.36	-	-	0.000	0.000	0.000	1.37	-	-				0.000	0.000	0.000	0.001	-	-	0.000	0.000	0.000	0.002	-	-				0.025	
2.600	0.000	0.000	0.000	1.26	-	-	0.000	0.000	0.000	1.27	-	-				0.000	0.000	0.000	0.001	-	-	0.000	0.000	0.000	0.004	-	-				0.026	
2.700	0.000	0.000	0.000	1.16	-	-	0.000	0.000	0.000	1.17	-	-				0.000	0.000	0.000	0.002	-	-	0.000	0.000	0.000	0.009	-	-				0.027	
2.800	0.000	0.000	0.000	1.06	-	-	0.000	0.000	0.000	1.07	-	-				0.000	0.000	0.000	0.004	-	-	0.000	0.000	0.000	0.016	-	-				0.028	
2.900	0.000	0.000	0.000	0.961	-	-	0.000	0.000	0.000	0.967	-	-				0.000	0.000	0.000	0.001	-	-	0.000	0.000	0.000	0.001	-	-				0.029	
3.000	0.000	0.000	0.000	0.862	-	-	0.000	0.000	0.000	0.869	-	-				0.000	0.000	0.000	0.001	-	10	0.000	0.000	0.000	0.003	-	-				0.030	
3.100	0.000	0.000	0.000	0.762	-	-	0.000	0.000	0.000	0.772	-	4				0.000	0.000	0.000	0.012	-	-	0.000	0.000	0.000	0.006	-	-				0.031	
3.200	0.000	0.000	0.000	0.662	-	-	0.000	0.000	0.000	0.677	-	-				0.000	0.000	0.000	0.001	-	64	0.000	0.000	0.000	0.011	-	-				0.032	
3.300	0.000	0.000	0.000	0.562	-	-	0.000	0.000	0.000	0.586	-	15				0.000	0.000	0.000	0.055	-	-	0.000	0.000	0.000	0.020	-	-				0.033	
3.400	0.000	0.000	0.000	0.463	-	-	0.000	0.000	0.000	0.500	-	-				0.000	0.000	0.000	0.002	-	-	0.000	0.000	0.000	0.033	-	-				0.034	
3.500	0.000	0.000	0.000	0.367	-	-	0.000	0.000	0.000	0.419	-	-				0.000	0.000	0.000	0.005	-	-	0.000	0.000	0.000	0.052	-	-				0.035	
3.600	0.000	0.000	0.000	0.276	-	-	0.000	0.000	0.000	0.344	-	-				0.000	0.000	0.000	0.014	-	-	0.000	0.000	0.000	0.077	-	-				0.036	
3.700	0.000	0.000	0.000	0.195	-	5	0.000	0.000	0.000	0.279	-	-				0.000	0.000	0.000	0.034	-	-	0.000	0.000	0.000	0.112	-	-				0.037	
3.800	0.000	0.000	0.000	0.128	-	-	0.000	0.000	0.000	0.222	-	-				0.000	0.000	0.000	0.066	-	-	0.000	0.000	0.000	0.155	-	-				0.038	
3.900	0.000	0.000	0.000	0.078	-	-	0.000	0.000	0.000	0.173	-	-				0.000	0.000	0.000	0.116	-	-	0.000	0.000	0.000	0.205	-	-				0.039	
4.000	0.000	0.000	0.000	0.042	-	-	0.000	0.000	0.000	0.131	-	-				0.000	0.000	0.000	0.181	-	-	0.000	0.000	0.000	0.264	-	-				0.040	
4.250	0.000	0.000	0.000	0.006	-	-	0.000	0.000	0.000	0.062	-	-				0.000	0.000	0.000	0.395	-	-	0.000	0.000	0.000	0.445	-	-				0.043	
4.400					-	-					-	-								-	-					-	-				0.044	
4.500	0.000	0.000	0.000	0.001	-	-	0.000	0.000	0.000	0.026	-	-				0.000	0.000	0.000	0.640	-	-	0.000	0.000	0.000	0.660	-	-				0.045	
4.750	0.000	0.000	0.000	0.003	-	-	0.000	0.000	0.000	0.009	-	-				0.000	0.000	0.000	0.890	-	-	0.000	0.000	0.000	0.894	-	-				0.048	
4.800					-	-					-	-								-	-					-	-				0.048	
5.000	0.000	0.000	0.000	0.001	-	-	0.000	0.000	0.000	0.003	-	-				0.000	0.000	0.000	1.14	-	-	0.000	0.000	0.000	1.14	-	-				0.050	
5.250	0.000	0.000	0.000	0.001	-	-	0.000	0.000	0.000	0.001	-	-				0.000	0.000	0.000	1.39	-	-	0.000	0.000	0.000	1.39	-	-				0.053	
5.500	0.000	0.000	0.000	0.001	-	-	0.000	0.000	0.000	0.001	-	-				0.000	0.000	0.000	1.64	-	-	0.000	0.000	0.000	1.64	-	-				0.055	
5.750	0.000	0.000	0.000	0.001	-	-	0.000	0.000	0.000	0.001	-	-				0.000	0.000	0.000	1.89	-	-	0.000	0.000	0.000	1.89	-	-				0.058	
6.000	0.000	0.000	0.000	0.001	-	-	0.000	0.000	0.000	0.001	-	-				0.000	0.000	0.000	2.14	-	-	0.000	0.000	0.000	2.14	-	-				0.060	
6.250	0.000	0.000	0.000	0.001	-	-	0.000	0.000	0.000	0.001	-	-				0.000	0.000	0.000	2.39	-	-	0.000	0.000	0.000	2.39	-	-				0.063	
6.500	0.000	0.000	0.000	0.001	-	-					-	-				0.000	0.000	0.000	2.64	-	-					-	-				0.065	
6.750	0.000	0.000	0.000	0.001	-	-					-	-				0.000	0.000	0.000	2.89	-	-					-	-				0.068	
7.000	0.000	0.000	0.000	0.001	-	-					-	-				0.000	0.000	0.000	3.14	-	-					-	-				0.070	

ALPHA BANK (CR)

(Contract Size: 100 Securities, Exercise Style: American, Physical Delivery)

	Call Options														Put Options																				
	April 2026							May 2026							Other Months		April 2026							May 2026							Other Months				
Exercise Price	Open price	Price max	Price min	Last price	Closing price	Volume	Open Interest	Open price	Price max	Price min	Last price	Closing price	Volume	Open Interest	Volume	Open Interest	Open price	Price max	Price min	Last price	Closing price	Volume	Open Interest	Open price	Price max	Price min	Last price	Closing price	Volume	Open Interest	Volume	Open Interest	Exercise Price		
Totals:						0	5						0	19	0	0						0	74						0	0	0	0			
Number of Trades:							0						0			0						0.00						0			0				

NATIONAL BANK (CR)

(Contract Size: 100 Securities, Exercise Style: American, Physical Delivery)

Call Options														Put Options																		
April 2026							May 2026							Other Months		April 2026							May 2026							Other Months		Exercise Price
Open price	Price max	Price min	Last price	Closing price	Volume	Open Interest	Open price	Price max	Price min	Last price	Closing price	Volume	Open Interest	Volume	Open Interest	Open price	Price max	Price min	Last price	Closing price	Volume	Open Interest	Open price	Price max	Price min	Last price	Closing price	Volume	Open Interest	Volume	Open Interest	
8.250					-	-						-	-									-	-									0.083
8.400					-	-						-	-									-	-									0.084
8.500					-	-						-	-									-	-									0.085
8.750	0.000	0.000	0.000		6.16	-	-	0.000	0.000	0.000		6.18	-	-	0.000	0.000	0.000		0.001	-	-	0.000	0.000	0.000		0.001	-	-			0.088	
8.800					-	-						-	-									-	-									0.088
9.000	0.000	0.000	0.000		5.91	-	-	0.000	0.000	0.000		5.93	-	-	0.000	0.000	0.000		0.001	-	-	0.000	0.000	0.000		0.001	-	-			0.090	
9.200					-	-						-	-									-	-									0.092
9.250	0.000	0.000	0.000		5.66	-	-	0.000	0.000	0.000		5.68	-	-	0.000	0.000	0.000		0.001	-	-	0.000	0.000	0.000		0.002	-	-			0.093	
9.500	0.000	0.000	0.000		5.41	-	-	0.000	0.000	0.000		5.43	-	-	0.000	0.000	0.000		0.001	-	-	0.000	0.000	0.000		0.004	-	-			0.095	
9.600					-	-						-	-									-	-									0.096
9.750	0.000	0.000	0.000		5.16	-	-	0.000	0.000	0.000		5.18	-	-	0.000	0.000	0.000		0.003	-	-	0.000	0.000	0.000		0.007	-	-			0.098	
10.000	0.000	0.000	0.000		4.91	-	-	0.000	0.000	0.000		4.93	-	-	0.000	0.000	0.000		0.001	-	-	0.000	0.000	0.000		0.001	-	-			0.100	
10.500	0.000	0.000	0.000		4.42	-	-	0.000	0.000	0.000		4.43	-	-	0.000	0.000	0.000		0.004	-	-	0.000	0.000	0.000		0.002	-	-			0.105	
11.000	0.000	0.000	0.000		3.92	-	-	0.000	0.000	0.000		3.94	-	-	0.000	0.000	0.000		0.001	-	-	0.000	0.000	0.000		0.007	-	-			0.110	
11.500	0.000	0.000	0.000		3.42	-	-	0.000	0.000	0.000		3.45	-	-	0.000	0.000	0.000		0.008	-	-	0.000	0.000	0.000		0.018	-	-			0.115	
12.000	0.000	0.000	0.000		2.92	-	-	0.000	0.000	0.000		2.98	-	-	0.000	0.000	0.000		0.001	-	15	0.000	0.000	0.000		0.040	-	-			0.120	
12.500	0.000	0.000	0.000		2.42	-	-	0.000	0.000	0.000		2.52	-	-	0.000	0.000	0.000		0.002	-	10	0.000	0.000	0.000		0.082	-	-			0.125	
13.000	0.000	0.000	0.000		1.93	-	-	0.000	0.000	0.000		2.09	-	-	0.000	0.000	0.000		0.011	-	-	0.000	0.000	0.000		0.151	-	-			0.130	
13.500	0.000	0.000	0.000		1.46	-	30	0.000	0.000	0.000		1.69	-	30	0.000	0.000	0.000		0.038	-	-	0.000	0.000	0.000		0.255	-	-			0.135	
14.000	0.000	0.000	0.000		1.02	-	10	0.000	0.000	0.000		1.34	-	-	0.000	0.000	0.000		0.108	-	-	0.000	0.000	0.000		0.402	-	-			0.140	
14.500	0.000	0.000	0.000		0.665	-	-	0.000	0.000	0.000		1.04	-	-	0.000	0.000	0.000		0.248	-	-	0.000	0.000	0.000		0.597	-	-			0.145	
15.000	0.000	0.000	0.000		0.392	-	-	0.000	0.000	0.000		0.778	-	-	0.000	0.000	0.000		0.475	-	-	0.000	0.000	0.000		0.840	-	-			0.150	
15.500	0.000	0.000	0.000		0.206	-	-	0.000	0.000	0.000		0.568	-	-	0.000	0.000	0.000		0.789	-	-	0.000	0.000	0.000		1.13	-	-			0.155	
16.000	0.000	0.000	0.000		0.099	-	-	0.000	0.000	0.000		0.410	-	-	0.000	0.000	0.000		1.18	-	-	0.000	0.000	0.000		1.47	-	-			0.160	
16.500	0.000	0.000	0.000		0.040	-	-	0.000	0.000	0.000		0.289	-	-	0.000	0.000	0.000		1.62	-	-	0.000	0.000	0.000		1.85	-	-			0.165	
17.000	0.000	0.000	0.000		0.016	-	-	0.000	0.000	0.000		0.198	-	-	0.000	0.000	0.000		2.10	-	-	0.000	0.000	0.000		2.26	-	-			0.170	
17.500	0.000	0.000	0.000		0.005	-	-	0.000	0.000	0.000		0.130	-	-	0.000	0.000	0.000		2.59	-	-	0.000	0.000	0.000		2.69	-	-			0.175	
18.000	0.000	0.000	0.000		0.002	-	-	0.000	0.000	0.000		0.084	-	-	0.000	0.000	0.000		3.09	-	-	0.000	0.000	0.000		3.15	-	-			0.180	
18.500	0.000	0.000	0.000		0.001	-	-	0.000	0.000	0.000		0.055	-	-	0.000	0.000	0.000		3.59	-	-	0.000	0.000	0.000		3.62	-	-			0.185	
19.000	0.000	0.000	0.000		0.001	-	-	0.000	0.000	0.000		0.034	-	-	0.000	0.000	0.000		4.09	-	-	0.000	0.000	0.000		4.11	-	-			0.190	
19.500	0.000	0.000	0.000		0.001	-	-	0.000	0.000	0.000		0.020	-	-	0.000	0.000	0.000		4.59	-	-	0.000	0.000	0.000		4.59	-	-			0.195	
20.000	0.000	0.000	0.000		0.001	-	-	0.000	0.000	0.000		0.013	-	-	0.000	0.000	0.000		5.09	-	-	0.000	0.000	0.000		5.09	-	-			0.200	
21.000	0.000	0.000	0.000		0.001	-	-					-	-						6.09	-	-					-	-			0.210		
22.000	0.000	0.000	0.000		0.001	-	-					-	-						7.09	-	-					-	-			0.220		
Totals:					0	40						0	30	0	0						0	25					0	0	0	269		
Number of Trades:					0							0		0								0.00				0				0		

OTE (CR)

(Contract Size: 100 Securities, Exercise Style: American, Physical Delivery)

Call Options														Put Options																		
April 2026							May 2026							Other Months		April 2026							May 2026							Other Months		Exer- cise Price
Open price	Price max	Price min	Last price	Closing price	Volume	Open Interest	Open price	Price max	Price min	Last price	Closing price	Volume	Open Interest	Volume	Open Interest	Open price	Price max	Price min	Last price	Closing price	Volume	Open Interest	Open price	Price max	Price min	Last price	Closing price	Volume	Open Interest	Volume	Open Interest	
10.000					-	-						-	-									-	-									0.100
10.500					-	-						-	-									-	-									0.105
11.000	0.000	0.000	0.000	6.79	-	-	0.000	0.000	0.000		6.80	-	-	0.000	0.000	0.000	0.000	0.000	0.001	-	-	0.000	0.000	0.000	0.000	0.001	-	-			0.110	
11.500	0.000	0.000	0.000	6.29	-	-	0.000	0.000	0.000		6.30	-	-	0.000	0.000	0.000	0.000	0.000	0.001	-	-	0.000	0.000	0.000	0.000	0.001	-	-			0.115	
12.000	0.000	0.000	0.000	5.79	-	-	0.000	0.000	0.000		5.80	-	-	0.000	0.000	0.000	0.000	0.000	0.001	-	-	0.000	0.000	0.000	0.000	0.001	-	-			0.120	
12.500	0.000	0.000	0.000	5.29	-	-	0.000	0.000	0.000		5.31	-	-	0.000	0.000	0.000	0.000	0.000	0.001	-	-	0.000	0.000	0.000	0.000	0.002	-	-			0.125	
13.000	0.000	0.000	0.000	4.79	-	-	0.000	0.000	0.000		4.81	-	-	0.000	0.000	0.000	0.000	0.000	0.001	-	-	0.000	0.000	0.000	0.000	0.001	-	-			0.130	
13.500	0.000	0.000	0.000	4.29	-	-	0.000	0.000	0.000		4.31	-	-	0.000	0.000	0.000	0.000	0.000	0.001	-	-	0.000	0.000	0.000	0.000	0.001	-	-			0.135	
14.000	0.000	0.000	0.000	3.79	-	-	0.000	0.000	0.000		3.81	-	-	0.000	0.000	0.000	0.000	0.000	0.003	-	-	0.000	0.000	0.000	0.000	0.001	-	-			0.140	
14.500	0.000	0.000	0.000	3.29	-	-	0.000	0.000	0.000		3.31	-	-	0.000	0.000	0.000	0.000	0.000	0.001	-	-	0.000	0.000	0.000	0.000	0.003	-	-			0.145	
15.000	0.000	0.000	0.000	2.79	-	-	0.000	0.000	0.000		2.82	-	-	0.000	0.000	0.000	0.000	0.000	0.001	-	-	0.000	0.000	0.000	0.000	0.009	-	-			0.150	
15.500	0.000	0.000	0.000	2.29	-	-	0.000	0.000	0.000		2.34	-	-	0.000	0.000	0.000	0.000	0.000	0.004	-	-	0.000	0.000	0.000	0.000	0.026	-	-			0.155	
16.000	0.000	0.000	0.000	1.79	-	15	0.000	0.000	0.000		1.88	-	-	0.000	0.000	0.000	0.000	0.000	0.004	-	61	0.000	0.000	0.000	0.000	0.064	-	-			0.160	
16.500	0.000	0.000	0.000	1.31	-	-	0.000	0.000	0.000		1.45	-	-	0.000	0.000	0.000	0.000	0.000	0.020	-	45	0.000	0.000	0.000	0.000	0.135	-	-			0.165	
17.000	0.000	0.000	0.000	0.865	-	16	0.000	0.000	0.000		1.07	-	-	0.000	0.000	0.000	0.000	0.000	0.077	-	-	0.300	0.300	0.288	0.288	0.288	30	15			0.170	
17.500	0.000	0.000	0.000	0.501	-	15	0.000	0.000	0.000		0.755	-	-	0.000	0.000	0.000	0.000	0.000	0.212	-	-	0.000	0.000	0.000	0.000	0.441	-	-			0.175	
18.000	0.000	0.000	0.000	0.246	-	-	0.000	0.000	0.000		0.505	-	-	0.000	0.000	0.000	0.000	0.000	0.457	-	-	0.000	0.000	0.000	0.000	0.691	-	-			0.180	
18.500	0.000	0.000	0.000	0.100	-	-	0.000	0.000	0.000		0.319	-	-	0.000	0.000	0.000	0.000	0.000	0.812	-	-	0.000	0.000	0.000	0.000	1.01	-	-			0.185	
19.000	0.000	0.000	0.000	0.033	-	-	0.000	0.000	0.000		0.189	-	-	0.000	0.000	0.000	0.000	0.000	1.25	-	-	0.000	0.000	0.000	0.000	1.38	-	-			0.190	
19.500	0.000	0.000	0.000	0.009	-	-	0.000	0.000	0.000		0.105	-	-	0.000	0.000	0.000	0.000	0.000	1.72	-	-	0.000	0.000	0.000	0.000	1.80	-	-			0.195	
20.000	0.000	0.000	0.000	0.002	-	-	0.000	0.000	0.000		0.056	-	-	0.000	0.000	0.000	0.000	0.000	2.22	-	-	0.000	0.000	0.000	0.000	2.25	-	-			0.200	
21.000	0.000	0.000	0.000	0.001	-	-	0.000	0.000	0.000		0.013	-	-	0.000	0.000	0.000	0.000	0.000	3.22	-	-	0.000	0.000	0.000	0.000	3.22	-	-			0.210	
22.000	0.000	0.000	0.000	0.001	-	-	0.000	0.000	0.000		0.002	-	-	0.000	0.000	0.000	0.000	0.000	4.22	-	-	0.000	0.000	0.000	0.000	4.22	-	-			0.220	
23.000	0.000	0.000	0.000	0.001	-	-	0.000	0.000	0.000		0.001	-	-	0.000	0.000	0.000	0.000	0.000	5.22	-	-	0.000	0.000	0.000	0.000	5.22	-	-			0.230	
24.000	0.000	0.000	0.000	0.001	-	-	0.000	0.000	0.000		0.001	-	-	0.000	0.000	0.000	0.000	0.000	6.22	-	-	0.000	0.000	0.000	0.000	6.22	-	-			0.240	
25.000	0.000	0.000	0.000	0.001	-	-	0.000	0.000	0.000		0.001	-	-	0.000	0.000	0.000	0.000	0.000	7.22	-	-	0.000	0.000	0.000	0.000	7.22	-	-			0.250	
26.000	0.000	0.000	0.000	0.001	-	-	0.000	0.000	0.000		0.001	-	-	0.000	0.000	0.000	0.000	0.000	8.22	-	-	0.000	0.000	0.000	0.000	8.22	-	-			0.260	
Totals:					0	46						0	0	0	0					0	106					30	45	0	0			
Number of Trades:					0						0		0							0.00						2		0				

PIRAEUS BANK (CR)

(Contract Size: 100 Securities, Exercise Style: American, Physical Delivery)

Call Options														Put Options																		
April 2026							May 2026							Other Months		April 2026							May 2026							Other Months		Exercise Price
Open price	Price max	Price min	Last price	Closing price	Volume	Open Interest	Open price	Price max	Price min	Last price	Closing price	Volume	Open Interest	Volume	Open Interest	Open price	Price max	Price min	Last price	Closing price	Volume	Open Interest	Open price	Price max	Price min	Last price	Closing price	Volume	Open Interest	Volume	Open Interest	
4.250	0.000	0.000	0.000	4.19	-	-	0.000	0.000	0.000	4.20	-	-				0.000	0.000	0.000	0.001	-	-	0.000	0.000	0.000	0.001	-	-				0.043	
4.500	0.000	0.000	0.000	3.94	-	-	0.000	0.000	0.000	3.95	-	-				0.000	0.000	0.000	0.001	-	-	0.000	0.000	0.000	0.001	-	-				0.045	
4.750	0.000	0.000	0.000	3.69	-	-	0.000	0.000	0.000	3.70	-	-				0.000	0.000	0.000	0.002	-	-	0.000	0.000	0.000	0.001	-	-				0.048	
5.000	0.000	0.000	0.000	3.44	-	-	0.000	0.000	0.000	3.45	-	-				0.000	0.000	0.000	0.001	-	-	0.000	0.000	0.000	0.001	-	-				0.050	
5.250	0.000	0.000	0.000	3.19	-	-	0.000	0.000	0.000	3.20	-	-				0.000	0.000	0.000	0.001	-	-	0.000	0.000	0.000	0.002	-	-				0.053	
5.500	0.000	0.000	0.000	2.94	-	-	0.000	0.000	0.000	2.95	-	-				0.000	0.000	0.000	0.002	-	-	0.000	0.000	0.000	0.001	-	-				0.055	
5.750	0.000	0.000	0.000	2.69	-	-	0.000	0.000	0.000	2.70	-	-				0.000	0.000	0.000	0.001	-	-	0.000	0.000	0.000	0.003	-	-				0.058	
6.000	0.000	0.000	0.000	2.44	-	-	0.000	0.000	0.000	2.46	-	-				0.000	0.000	0.000	0.004	-	-	0.000	0.000	0.000	0.006	-	-				0.060	
6.250	0.000	0.000	0.000	2.19	-	-	0.000	0.000	0.000	2.22	-	-				0.000	0.000	0.000	0.001	-	20	0.000	0.000	0.000	0.012	-	-				0.063	
6.500	0.000	0.000	0.000	1.94	-	-	0.000	0.000	0.000	1.98	-	-				0.000	0.000	0.000	0.007	-	-	0.000	0.000	0.000	0.023	-	-				0.065	
6.750	0.000	0.000	0.000	1.69	-	-	0.000	0.000	0.000	1.74	-	-				0.000	0.000	0.000	0.021	-	-	0.000	0.000	0.000	0.040	-	-				0.068	
7.000	0.000	0.000	0.000	1.44	-	-	0.000	0.000	0.000	1.52	-	-				0.000	0.000	0.000	0.001	-	30	0.000	0.000	0.000	0.069	-	-				0.070	
7.250	0.000	0.000	0.000	1.20	-	-	0.000	0.000	0.000	1.31	-	-				0.000	0.000	0.000	0.005	-	-	0.000	0.000	0.000	0.110	-	-				0.073	
7.500	0.000	0.000	0.000	0.961	-	1,200	0.000	0.000	0.000	1.12	-	-				0.000	0.000	0.000	0.017	-	-	0.000	0.000	0.000	0.164	-	-				0.075	
7.750	0.000	0.000	0.000	0.736	-	1,200	0.000	0.000	0.000	0.939	-	-				0.000	0.000	0.000	0.042	-	-	0.000	0.000	0.000	0.233	-	-				0.078	
8.000	0.000	0.000	0.000	0.536	-	-	0.000	0.000	0.000	0.779	-	-				0.000	0.000	0.000	0.092	-	-	0.000	0.000	0.000	0.323	-	-				0.080	
8.250	0.000	0.000	0.000	0.365	-	-	0.000	0.000	0.000	0.639	-	-				0.000	0.000	0.000	0.171	-	-	0.000	0.000	0.000	0.433	-	-				0.083	
8.500	0.000	0.000	0.000	0.236	-	-	0.000	0.000	0.000	0.514	-	-				0.000	0.000	0.000	0.292	-	-	0.000	0.000	0.000	0.558	-	-				0.085	
8.750	0.000	0.000	0.000	0.141	-	-	0.000	0.000	0.000	0.410	-	-				0.000	0.000	0.000	0.447	-	-	0.000	0.000	0.000	0.703	-	-				0.088	
9.000	0.000	0.000	0.000	0.077	-	-	0.000	0.000	0.000	0.324	-	-				0.000	0.000	0.000	0.633	-	-	0.000	0.000	0.000	0.867	-	-				0.090	
9.250	0.000	0.000	0.000	0.040	-	-	0.000	0.000	0.000	0.247	-	-				0.000	0.000	0.000	0.847	-	-	0.000	0.000	0.000	1.04	-	-				0.093	
9.500	0.000	0.000	0.000	0.019	-	-	0.000	0.000	0.000	0.193	-	-				0.000	0.000	0.000	1.08	-	-	0.000	0.000	0.000	1.24	-	-				0.095	
9.750	0.000	0.000	0.000	0.009	-	-	0.000	0.000	0.000	0.145	-	-				0.000	0.000	0.000	1.32	-	-	0.000	0.000	0.000	1.44	-	-				0.098	
10.000	0.000	0.000	0.000	0.004	-	-	0.000	0.000	0.000	0.109	-	-				0.000	0.000	0.000	1.56	-	-	0.000	0.000	0.000	1.65	-	-				0.100	
10.500	0.000	0.000	0.000	0.001	-	-	0.000	0.000	0.000	0.058	-	-				0.000	0.000	0.000	2.06	-	-	0.000	0.000	0.000	2.10	-	-				0.105	
11.000	0.000	0.000	0.000	0.001	-	-	0.000	0.000	0.000	0.030	-	-				0.000	0.000	0.000	2.56	-	-	0.000	0.000	0.000	2.58	-	-				0.110	
11.500	0.000	0.000	0.000	0.001	-	-	0.000	0.000	0.000	0.015	-	-				0.000	0.000	0.000	3.06	-	-	0.000	0.000	0.000	3.07	-	-				0.115	
12.000	0.000	0.000	0.000	0.001	-	-	0.000	0.000	0.000	0.007	-	-				0.000	0.000	0.000	3.56	-	-	0.000	0.000	0.000	3.56	-	-				0.120	
12.500	0.000	0.000	0.000	0.001	-	-					-	-				0.000	0.000	0.000	4.06	-	-					-	-				0.125	
13.000	0.000	0.000	0.000	0.001	-	-					-	-				0.000	0.000	0.000	4.56	-	-					-	-				0.130	
Totals:					0	2,400					0	0	0	0			0	50					0	0	0	0	0	0				
Number of Trades:					0						0		0				0.00						0		0							

PPC (CR)

(Contract Size: 100 Securities, Exercise Style: American, Physical Delivery)

Exercise Price	Call Options														Put Options																		
	April 2026							May 2026							Other Months		April 2026							May 2026							Other Months		Exercise Price
	Open price	Price max	Price min	Last price	Closing price	Volume	Open Interest	Open price	Price max	Price min	Last price	Closing price	Volume	Open Interest	Volume	Open Interest	Open price	Price max	Price min	Last price	Closing price	Volume	Open Interest	Open price	Price max	Price min	Last price	Closing price	Volume	Open Interest	Volume	Open Interest	
9.200						-	-						-	-								-	-										
9.500						-	-						-	-								-	-										0.095
9.600						-	-						-	-								-	-										0.096
9.750						-	-						-	-								-	-										0.098
10.000						-	-						-	-								-	-										0.100
10.500						-	-						-	-								-	-										0.105
11.000						-	-						-	-								-	-										0.110
11.500						-	-						-	-								-	-										0.115
12.000	0.000	0.000	0.000		7.65	-	-	0.000	0.000	0.000		7.66	-	-			0.000	0.000	0.000		0.001	-	-	0.000	0.000	0.000		0.001	-	-		0.120	
12.500	0.000	0.000	0.000		7.15	-	-	0.000	0.000	0.000		7.17	-	-			0.000	0.000	0.000		0.001	-	-	0.000	0.000	0.000		0.001	-	-		0.125	
13.000	0.000	0.000	0.000		6.65	-	-	0.000	0.000	0.000		6.67	-	-			0.000	0.000	0.000		0.001	-	-	0.000	0.000	0.000		0.001	-	-		0.130	
13.500	0.000	0.000	0.000		6.15	-	-	0.000	0.000	0.000		6.17	-	-			0.000	0.000	0.000		0.001	-	-	0.000	0.000	0.000		0.001	-	-		0.135	
14.000	0.000	0.000	0.000		5.65	-	-	0.000	0.000	0.000		5.67	-	-			0.000	0.000	0.000		0.001	-	-	0.000	0.000	0.000		0.002	-	-		0.140	
14.500	0.000	0.000	0.000		5.15	-	-	0.000	0.000	0.000		5.17	-	-			0.000	0.000	0.000		0.001	-	-	0.000	0.000	0.000		0.001	-	-		0.145	
15.000	0.000	0.000	0.000		4.65	-	-	0.000	0.000	0.000		4.67	-	-			0.000	0.000	0.000		0.001	-	-	0.000	0.000	0.000		0.001	-	-		0.150	
15.500	0.000	0.000	0.000		4.15	-	-	0.000	0.000	0.000		4.17	-	-			0.000	0.000	0.000		0.001	-	-	0.000	0.000	0.000		0.003	-	-		0.155	
16.000	0.000	0.000	0.000		3.65	-	-	0.000	0.000	0.000		3.68	-	-			0.000	0.000	0.000		0.003	-	-	0.000	0.000	0.000		0.009	-	-		0.160	
16.500	0.000	0.000	0.000		3.15	-	-	0.000	0.000	0.000		3.20	-	-			0.000	0.000	0.000		0.001	-	30	0.000	0.000	0.000		0.022	-	-		0.165	
17.000	0.000	0.000	0.000		2.65	-	45	0.000	0.000	0.000		2.72	-	-			0.000	0.000	0.000		0.005	-	-	0.000	0.000	0.000		0.047	-	-		0.170	
17.500	0.000	0.000	0.000		2.15	-	2	0.000	0.000	0.000		2.27	-	-			0.000	0.000	0.000		0.003	-	-	0.000	0.000	0.000		0.094	-	-		0.175	
18.000	0.000	0.000	0.000		1.66	-	-	0.000	0.000	0.000		1.85	-	1			0.000	0.000	0.000		0.014	-	-	0.000	0.000	0.000		0.170	-	-		0.180	
18.500	0.000	0.000	0.000		1.20	-	17	0.000	0.000	0.000		1.46	-	1			0.000	0.000	0.000		0.050	-	4	0.000	0.000	0.000		0.285	-	-		0.185	
19.000	0.000	0.000	0.000		0.790	-	7	0.000	0.000	0.000		1.13	-	-			0.000	0.000	0.000		0.141	-	-	0.000	0.000	0.000		0.448	-	-		0.190	
19.500	0.000	0.000	0.000		0.465	-	3	0.000	0.000	0.000		0.840	-	-			0.000	0.000	0.000		0.316	-	-	0.000	0.000	0.000		0.662	-	-		0.195	
20.000	0.000	0.000	0.000		0.240	-	-	0.000	0.000	0.000		0.608	-	-			0.000	0.000	0.000		0.591	-	-	0.000	0.000	0.000		0.931	-	-		0.200	
21.000	0.000	0.000	0.000		0.041	-	-	0.000	0.000	0.000		0.289	-	-			0.000	0.000	0.000		1.39	-	-	0.000	0.000	0.000		1.61	-	-		0.210	
22.000	0.000	0.000	0.000		0.004	-	-	0.000	0.000	0.000		0.119	-	-			0.000	0.000	0.000		2.36	-	-	0.000	0.000	0.000		2.45	-	-		0.220	
23.000	0.000	0.000	0.000		0.003	-	-	0.000	0.000	0.000		0.043	-	-			0.000	0.000	0.000		3.36	-	-	0.000	0.000	0.000		3.38	-	-		0.230	
24.000	0.000	0.000	0.000		0.001	-	-	0.000	0.000	0.000		0.014	-	-			0.000	0.000	0.000		4.36	-	-	0.000	0.000	0.000		4.36	-	-		0.240	
25.000	0.000	0.000	0.000		0.001	-	-	0.000	0.000	0.000		0.004	-	-			0.000	0.000	0.000		5.36	-	-	0.000	0.000	0.000		5.36	-	-		0.250	
26.000	0.000	0.000	0.000		0.001	-	-	0.000	0.000	0.000		0.001	-	-			0.000	0.000	0.000		6.36	-	-	0.000	0.000	0.000		6.36	-	-		0.260	
27.000	0.000	0.000	0.000		0.001	-	-	0.000	0.000	0.000		0.001	-	-			0.000	0.000	0.000		7.36	-	-	0.000	0.000	0.000		7.36	-	-		0.270	
28.000	0.000	0.000	0.000		0.001	-	-	0.000	0.000	0.000		0.001	-	-			0.000	0.000	0.000		8.36	-	-	0.000	0.000	0.000		8.36	-	-		0.280	
29.000	0.000	0.000	0.000		0.001	-	-	0.000	0.000	0.000		0.001	-	-			0.000	0.000	0.000		9.36	-	-	0.000	0.000	0.000		9.36	-	-		0.290	
30.000	0.000	0.000	0.000		0.001	-	-						-	-			0.000	0.000	0.000		10.36	-	-					-	-		0.300		

PPC (CR)

(Contract Size: 100 Securities, Exercise Style: American, Physical Delivery)

		Call Options												Put Options																
		April 2026				May 2026				Other Months				April 2026				May 2026				Other Months				Exercise Price				
Exercise Price	Open price	Price max	Price min	Last price	Closing price	Volume	Open Interest	Open price	Price max	Price min	Last price	Closing price	Volume	Open Interest	Volume	Open Interest	Open price	Price max	Price min	Last price	Closing price	Volume	Open Interest	Volume	Open Interest	Exercise Price				
Totals:						0	74					0	2	0	0					0	34					0	0	0	0	
Number of Trades:						0						0		0				0.00					0		0					

Lending Products	Underlying Title	Open Interest[5]	Multilateral Transactions[1]				Bilateral Transactions[2]		Stock Borrowing through OTC (volume)[3]
			Volume(Offered)	Average Weighted	Transactions volume	Average Weighted	Transactions Volume	Average Weighted	Transactions Volume
ADMIEBOR	ADMIE (IPTO) HOLDING S.A. (CR)	3,700	---	---	---	---	---	5,249,105	
AEGNBOR	AEGEAN AIRLINES (CR)	---	---	---	---	---	---	465,852	
AKTRBOR	AKTOR S.A. HOLDING CO. (CR)	---	---	---	---	---	---	763,500	
ALWNBOR	Allwyn AG (CR)	270,069	---	---	---	---	---	9,326,382	
ALPHABOR	ALPHA BANK (CR)	8,000	---	---	---	---	---	184,286,425	
AETFBOR	ALPHA ETF FTSE Athex Large Cap	---	---	---	---	1,500	1.00%	2,000	
AEMBOR	ALTER EGO MEDIA (CR)	---	---	---	---	---	---	---	
AIABOR	ATHENS INTL AIRPORT (CR)	12,501	---	---	---	---	---	405,321	
ACAGBOR	AUSTRIACARD (CB)	---	---	---	---	---	---	962	
OTOELBOR	AUTOHELLAS SA (CR)	7,400	---	---	---	---	---	71,646	
AVAXBOR	AVAX S.A. (CR)	7,900	---	---	---	---	---	488,289	
BYLOTBOR	BALLY'S INTRALOT (CR)	---	---	---	---	---	---	36,933,823	
BOCHGRBOR	BANK OF CYPRUS (CR)	---	---	---	---	---	---	496,645	
EEEBOR	CC HBC AG (CR)	1,160	---	---	---	1,500	1.50%	161,685	
CENERBOR	CENERGY HOLDINGS (CB)	30,489	---	---	---	---	---	1,290,939	
CREDIABOR	CrediaBank (CR)	1,794	---	---	---	---	---	276,240	
DIMANDBOR	DIMAND (CR)	---	---	---	---	---	---	12,342	
ELLAKTORBOR	ELLAKTOR (CR)	53,732	---	---	---	---	---	111,826	
ELHABOR	ELVALHALCOR (CR)	11,714	---	---	---	---	---	358,414	
EUROBBOR	EUROBANK (CR)	42,382	---	---	---	---	---	120,914,707	
EYDAPBOR	EYDAP S.A. (CR)	641	---	---	---	---	---	389,253	
FOYRKBOR	FOURLIS (CR)	2,500	---	---	---	4,000	1.50%	108,495	
GEKTERNABOR	GEK TERNA (CR)	12,566	---	---	---	---	---	1,152,793	
SARBOR	GR. SARANTIS S.A. (CR)	3,758	---	---	---	---	---	136,480	
EXAEBOR	HELLENIC EXCHANGES-A.S.E. (CR)	14,409	---	---	---	---	---	339,370	
ELPEBOR	HELLENIQ ENERGY (CR)	---	---	---	---	---	---	714,539	
INTEKBOR	IDEAL HOLDINGS (CR)	---	---	---	---	---	---	46,787	
INTRKBOR	INTRACOM HOLDINGS (CR)	---	---	---	---	---	---	263,104	
BELABOR	JUMBO SA (CR)	---	---	---	---	---	---	612,281	
KRIBOR	KRI-KRI S.A. (CR)	2,999	---	---	---	---	---	---	
LAMDABOR	LAMDA DEVELOPMENT SA (CR)	---	---	---	---	---	---	256,136	

Stock Lending Notes

[1] - Multilateral contracts Lending or Borrowing as per Methods 8-1, 8-2 and 8-3-3 (According to ATHEX BoD Resolution No.17)

[2] - Bilateral Contracts Lending or Borrowing as per Methods 8-3-1 and 8-3-2 & Contracts as per Method 4 (According to ATHEX BoD Resolution No.20)

[3] - The information concerning OTC Stock Borrowing Transactions is based on the statements of the Dematerialised Securities System (DSS) operators involved and refers to volumes that have been registered up until the previous working day.

[4] - Average Price (Volume weighted)

[5] - The Data concerning Open Interest before the start of trading session

Lending Products	Underlying Title	Open Interest[5]	Multilateral Transactions[1]				Bilateral Transactions[2]		Stock Borrowing through OTC (volume)[3]
			Volume(Offered)	Average Weighted	Transactions volume	Average Weighted	Transactions Volume	Average Weighted	Transactions Volume
MTLNBOR	METLEN PLC (CR)	16,990	---	---	---	---	---	1,553,399	
MIGBOR	MIG (CR)	1,495	---	---	---	---	---	39,913	
MOHBOR	MOTOR OIL (CR)	25,579	---	---	---	---	---	726,397	
ETEBOR	NATIONAL BANK (CR)	56,465	---	---	---	---	---	24,071,609	
NOVALBOR	NOVAL PROPERTY REIC (CR)	---	---	---	---	---	---	---	
OPTIMABOR	OPTIMA BANK (CR)	---	---	---	---	---	---	5,119,842	
HTOBOR	OTE (CR)	2,900	---	---	400	3.70%	---	4,163,131	
PPABOR	P.P.A. S.A. (CR)	4,500	---	---	---	---	---	85,504	
TPEIRBOR	PIRAEUS BANK (CR)	158,000	---	---	---	---	20,000	0.01%	11,952,297
PPCBOR	PPC (CR)	60,270	---	---	---	---	---	---	10,085,027
PROFBOR	PROFILE SA (CR)	---	---	---	---	---	---	---	62,549
QLCOBOR	QUALCO GROUP (CR)	---	---	---	---	---	---	---	974,069
QUESTBOR	QUEST HOLDINGS (CR)	4,191	---	---	---	---	---	---	48,196
TITCBOR	TITAN (CB)	5,481	---	---	---	---	---	---	124,195
OLTHBOR	TPA SA (CR)	---	---	---	---	---	---	---	750
TRESTATESBOR	TRADE ESTATES REIC (CR)	---	---	---	---	---	---	---	---
VIOBOR	VIOHALCO SA/IV (CB)	---	---	---	---	---	---	---	---

Stock Lending Notes

[1] - Multilateral contracts Lending or Borrowing as per Methods 8-1, 8-2 and 8-3-3 (According to ATHEX BoD Resolution No.17)

[2] - Bilateral Contracts Lending or Borrowing as per Methods 8-3-1 and 8-3-2 & Contracts as per Method 4 (According to ATHEX BoD Resolution No.20)

[3] - The information concerning OTC Stock Borrowing Transactions is based on the statements of the Dematerialised Securities System (DSS) operators involved and refers to volumes that have been registered up until the previous working day.

[4] - Average Price (Volume weighted)

[5] - The Data concerning Open Interest before the start of trading session

Sectors codification for listed companies

12003-	ETF	10101010	Computer Services
10101015	Software	10102030	Computer Hardware
15101010	Telecommunications Equipment	15102015	Telecommunications Services
20101010	Health Care Facilities	20102010	Medical Equipment
20103015	Pharmaceuticals	30101010	Banks
30202000	Diversified Financial Services	30202010	Asset Managers & Custodians
30202015	Investment Services	30204000	Closed End Investments
30302010	Full Line Insurance	30302015	Insurance Brokers
30302025	Property and Casualty Insurance	35101010	Real Estate Holding and Development
35101015	Real Estate Services	35102000	Diversified REITs
35102045	Retail REITs.	40202015	Household Furnishings
40202020	Household Appliance	40203040	Electronic Entertainment
40204020	Clothing & Accessories	40301010	Entertainment
40301030	Publishing	40301035	Radio & TV Broadcasters
40401010	Diversified Retailers	40401020	Apparel Retailers
40401025	Home Improvement Retailers	40401030	Specialty Retailers
40501010	Airlines	40501015	Travel & Tourism
40501020	Casinos & Gambling	40501025	Hotels & Motels
45101015	Distillers & Vintners	45101020	Soft Drinks
45102010	Farming Fishing Ranching & Plantations	45102020	Food Products
45103010	Tobacco	45201010	Food Retailers & Wholesalers
45201020	Personal Products	50101010	Construction
50101020	Building Roof/Wallboard and Plumbing	50101030	Cement
50101035	Building Materials: Other	50202010	Electrical Components
50203015	Plastics	50203030	Containers & Packaging
50204000	Machinery: Industrial	50204020	Machinery: Construction & Handling
50205010	Industrial Suppliers	50205020	Back Office Support HR & Consulting
50205030	Forms & Bulk Printing Services	50206015	Commercial Vehicles & Parts
50206030	Marine Transportation	50206060	Transportation Services
55101000	Diversified Materials	55101020	Textile Products
55102000	General Mining	55102010	Iron & Steel
55102015	Metal Fabricating	55102035	Aluminum
60101020	Oil Refining and Marketing	65101010	Alternative Electricity
65101015	Conventional Electricity	65102000	Multi-Utilities
65102030	Water		

ATHEXGROUP

Athens Exchange Group

Λεωφ. Αθηνών 110 | 104 42 Αθήνα
110 Athinon Ave | 104 42 Athens GR
T +30 210 3366 800
www.athexgroup.gr