

26

Ημερήσιο Δελτίο  
Συναλλακτικής Δραστηριότητας

Daily Official List  
of Trading Activity



**Disclaimer:**

Hellenic Exchanges-Athens Stock Exchange S.A endeavours to ensure that the data and other material ("Information") presented on the Daily Official List are accurate and complete, but it is not liable for any errors or omissions of data or /and for the accuracy, credibility, updating and completeness of the aforesaid information nor it has any liability arising directly or indirectly from the use of the above Information.

The Company is not liable for the accuracy of the data included in listed companies' announcements. Only the sender of such an announcement is fully and solely liable for any infringement of third party's rights from the content of such announcement. All contents of the Daily Official List are provided only for information purposes and do not constitute investment advice or solicitation to invest in securities or other products listed for trading on the Exchange.

You acknowledge and agree that the Company is the owner of any property rights related to any Information appearing on the Daily Official List including intellectual property rights copyright, trademarks, etc.

The above data are a property of the Hellenic Exchanges-Athens Exchange and are copyright protected. Users are forbidden to reproduce, modify, copy, sale, transmit or redistribute, by all reproduction means and methods, part or the whole of the above data, without reference to their source.

The commercial exploitation of these data is, also, forbidden by third parties. Hellenic Exchanges-Athens Exchange does not carry any responsibility, direct or indirect, derived from usage or accidental alteration of the above data when used by third parties.

---

**Hellenic Exchanges – Athens Stock Exchange S.A.**

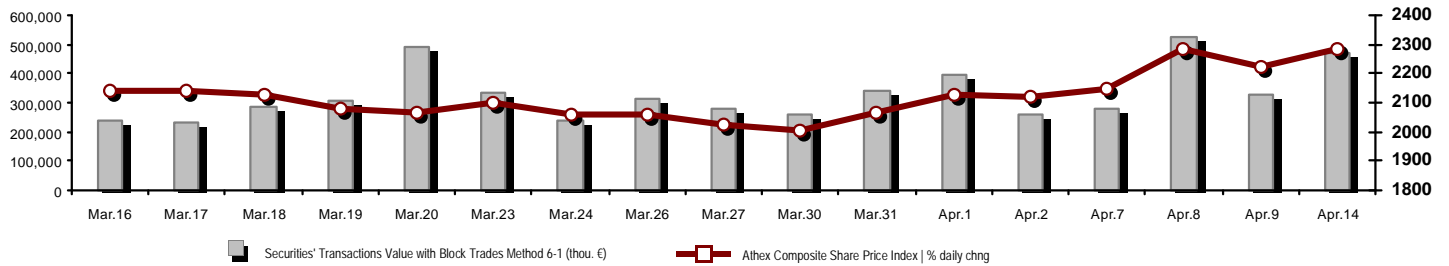
110 Athinon Ave., 10442 Athens, Tel: (210) 33.66.800, Fax: (210) 32.13.938

[www.athexgroup.gr](http://www.athexgroup.gr)

---

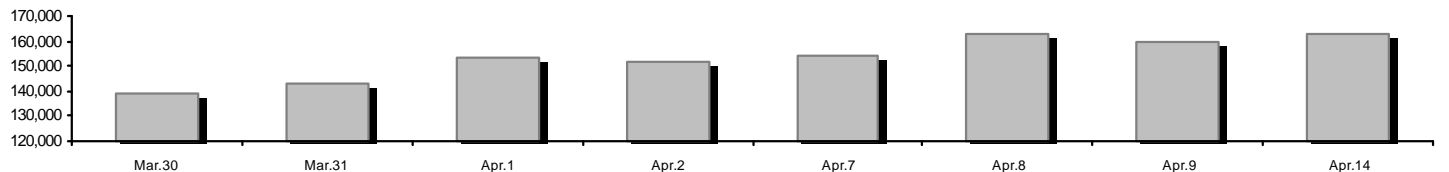
Summary of Markets

Athex Composite Share Price Index vs Shares and Derivatives Transactions Value

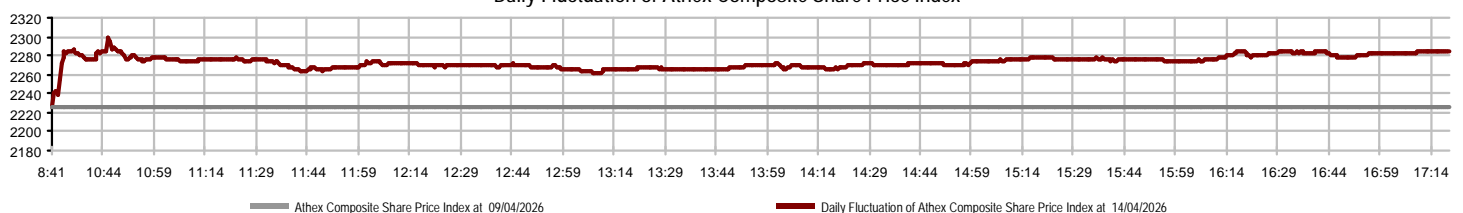


Athex Capitalisation (mill. €) **: 163,123.55	Derivatives Total Open Interest: 1,708,883
Daily change: mill. €   %: 3,771.62 2.37%	in Index Futures   % daily chng: 9,296 1.85%
Yearly Avg Capitalisation: mill. €   % chng prev year Avg: 153,036.86 19.85%	in Stock Futures   % daily chng: 1,692,009 1.09%
Athex Composite Share Price Index   % daily chng: 2,284.40 2.64%	in Index Options   % daily chng: 3,716 1.84%
Athex Composite Share Price Index Capitalisation (mill. €): 153,116.57	in Stock Options   % daily chng: 3,862 1.52%
Daily change (mill. €): 3,490.98	
Securities' Transactions Value with Block Trades Method 6-1 (t): 469,455.44	Derivatives Contracts Volume: 41,618
Daily change: %: 140,205.39 42.58%	Daily change: pieces   %: -1,754 -4.04%
YtD Avg Trans. Value: thou. €   % chng prev year Avg: 370,730.13 71.57%	YtD Avg Derivatives Contracts % chng prev year Avg: 89,149 54.83%
Blocks Transactions Value of Method 6-1 (thou. €): 27,280.76	Derivatives Trades Number: 3,903
Blocks Transactions Value of Method 6-2 & 6-3 (thou. €): 3,816.42	Daily change: number   %: -138 -3.41%
Bonds Transactions Value (thou.€): 807.00	YtD Avg Trades number % chng prev year Avg: 3,209 45.11%
Securities' Transactions Volume with Block Trades Method 6-1 (tho): 72,916.17	Lending Total Open Interest: 814,044
Daily change: thou. pieces   %: 13,794.57 23.33%	Daily change: pieces   %: -9,541 -1.16%
YtD Avg Volume: % chng prev year Avg: 57,588.59 38.14%	Lending Volume (Multilateral/Bilateral): 323,766
Blocks Transactions Volume of Method 6-1 (thou. Pieces): 5,414.44	Daily change: pieces   %: 296,366
Blocks Transactions Volume of Method 6-2 & 6-3 (thou. Pieces): 264.39	Multilateral Lending: 52,506
Bonds Transactions Volume: 805,000	Bilateral Lending: 271,260
Securities' Trades Number with Block Trades Method 6-1: 136,289	Lending Trades Number: 12
Daily change: number   %: 59,935 78.50%	Daily change: %: 7
YtD Avg Trades number % chng prev year Avg: 78,489 56.64%	Multilateral Lending Trades Number: 9
Number of Blocks Method 6-1: 28	Bilateral Lending Trades Number: 3
Number of Blocks Method 6-2 & 6-3: 3	
Number of Bonds Transactions: 182	

Athex Capitalisation (mill. €) \*\*



Daily Fluctuation of Athex Composite Share Price Index



## Athex Indices

Index name	14/04/2026	09/04/2026	pts.	%	Min	Max	Year min	Year max	Year change
Athex Composite Share Price Index	2,284.40 #	2,225.74	58.66	2.64%	2,225.74	2,299.69	1,998.09	2,407.09	7.72% #
Athex Composite Index Total Return Index	4,516.69 #	4,400.72	115.97	2.64%	4,400.72	4,546.92	3,942.63	4,745.66	8.06% #
Athex ESG Index	2,717.54 #	2,643.85	73.69	2.79%	2,643.85	2,736.69	2,361.87	2,867.98	8.60% #
ATHEX Small Cap Price Index	2,347.58 #	2,325.06	22.52	0.97%	2,320.57	2,347.58	2,193.29	2,627.20	-7.89% €
ATHEX EN.A. Growth Price Index	17,931.34 €	18,004.61	-73.27	-0.41%	17,829.17	18,077.84	16,564.67	20,788.55	-9.37% €
FTSE/Athex Large Cap	5,821.74 #	5,663.91	157.83	2.79%	5,663.91	5,865.66	5,057.48	6,153.73	8.79% #
FTSE/Athex Mid Cap Index	2,768.31 #	2,707.99	60.32	2.23%	2,707.99	2,768.31	2,510.28	2,906.28	-2.01% €
FTSE/ATHEX High Dividend Yield Index	4,837.59 #	4,826.10	11.49	0.24%	4,805.34	4,895.08	4,495.63	5,149.57	-2.12% €
FTSE/Athex Market Index	1,375.39 #	1,334.85	40.54	3.04%	1,334.85	1,384.69	1,190.89	1,449.15	9.07% #
FTSE/Athex Banks	2,673.70 #	2,531.12	142.58	5.63%	2,531.12	2,696.67	2,143.30	2,859.37	16.56% #
FTSE/ATHEX TECHNOLOGY & TELECOMMUNICAT	6,677.99 #	6,582.68	95.31	1.45%	6,582.68	6,677.99	6,027.65	6,900.98	-1.43% €
FTSE/ATHEX HEALTH CARE	5,818.94 #	5,809.82	9.12	0.16%	5,768.34	5,932.19	4,884.62	6,137.55	14.52% #
FTSE/ATHEX FINANCIAL SERVICES	12,496.86 #	11,834.72	662.14	5.59%	11,834.72	12,605.12	10,029.11	13,356.35	16.50% #
FTSE/ATHEX REAL ESTATE	5,305.58 #	5,246.29	59.29	1.13%	5,246.29	5,327.85	5,093.00	5,898.28	-5.53% €
FTSE/ATHEX CONSUMER DISCRETIONARY	4,768.23 €	4,831.45	-63.22	-1.31%	4,768.23	4,925.14	4,472.82	5,876.98	-18.36% €
FTSE/ATHEX CONSUMER STAPLES	9,957.64 #	9,931.15	26.49	0.27%	9,874.33	10,048.96	8,640.95	10,243.39	12.99% #
FTSE/ATHEX INDUSTRIALS	11,829.86 #	11,519.74	310.12	2.69%	11,519.74	11,829.86	10,051.45	12,182.07	17.69% #
FTSE/ATHEX BASIC MATERIALS	10,642.35 #	10,238.74	403.61	3.94%	10,238.74	10,650.77	8,778.94	11,861.41	11.72% #
FTSE/ATHEX ENERGY & UTILITIES	6,852.90 €	6,889.30	-36.40	-0.53%	6,803.23	6,927.99	6,127.28	7,506.29	-0.36% €
Athex All Share Index	518.22 #	506.24	11.98	2.37%	518.22	518.22	460.14	542.74	7.01% #
Hellenic Mid & Small Cap Index	3,055.13 #	2,999.46	55.67	1.86%	2,999.46	3,055.13	2,761.30	3,115.91	5.52% #
FTSE/Athex Large Cap Total Return	10,448.88 #	10,165.61	283.27	2.79%			9,100.35	11,012.64	9.14% #
FTSE/Athex Mid Cap Total Return	3,971.86 #	3,885.32	86.54	2.23%			3,625.91	4,168.37	-2.01% €
MSCI GREECE REBASED	9,415.98 #	9,036.37	379.61	4.20%	9,036.37	9,558.16	7,755.87	10,138.65	9.95% #
Hellenic Corporate Bond Index	144.04 €	144.09	-0.04	-0.03%			143.28	145.27	-0.22% €
Hellenic Corporate Bond Price Index	92.77 €	92.81	-0.04	-0.04%			92.37	93.97	-1.24% €

Note 1: FTSE/Med 100, Hellenic Corporate Bond Price Index and Hellenic Corporate Bond Index closing prices refer to the previous trading day of 08/04/2026.

Note 2: The Hellenic Mid & Small Cap Index is a Customized index calculated by the Athens Exchange.

## Analytic Figures for Athex Market's Boards and Categories

	Total Traded Securities	Main Market	Surveillance	Exchange Traded Funds (ETFs)
Totals	127	126	0	1
Gain / Lose / Same:	84 / 29 / 14	83 / 29 / 14	0 / 0 / 0	1 / 0 / 0
Athex Capitalisation (mill. €) **	163,123.55	163,120.84	2.71	
Daily Average Trans/ons Value(thou.€)	370,730.13	370,618.01	5.73	502.71
Transactions Value	469,641.02	467,909.09	0.00	1,731.93
Main Board:	442,174.67	440,442.74	0.00	1,731.93
Blocks Board 6_2_3:	27,466.35	27,466.35	0.00	0.00
Forced Sales Board:	0.00	0.00	0.00	0.00
Special Terms Board:	0.00	0.00	0.00	0.00
Daily Average Transactions Volume	57,588,585	57,630,495	6,050	8,859
Transactions Volume	72,926,294	72,896,941	0	29,353
Main Board:	67,501,724	67,472,371	0	29,353
Blocks Board 6_2_3:	5,424,570	5,424,570	0	0
Forced Sales Board:	0	0	0	0
Special Terms Board:	0	0	0	0
Daily Average Number of Trades	78,489	78,311	12	168
Number of Trades	136,291	136,138	0	153
Main Board:	136,261	136,108	0	153
Blocks Board 6_2_3:	30	30	0	0
Forced Sales Board:	0	0	0	0
Special Terms Board:	0	0	0	0

## Trading Details by Athex Sectors and Financial Instruments (ETFs)

Code	Sectors	Gain / Lose / Same	Number of Trades	Transactions Volume	Transactions Value	% of Total Trans. Value
3010	- Banks	8 / 0 / 0	79,399	58,234,087	312,508,788.81	66.56%
5510	- Basic Resources	10 / 0 / 3	2,827	474,877	3,904,533.75	0.83%
5010	- Construction & Materials	10 / 0 / 2	9,563	1,787,923	25,213,126.64	5.37%
4020	- Consumer Products & Services	2 / 1 / 1	95	83,397	25,411.01	0.01%
6010	- Energy	1 / 3 / 0	5,226	736,196	20,344,143.72	4.33%
12000	- Financial Instruments	1 / 0 / 0	153	29,353	1,731,931.93	0.37%
3020	- Financial Services	1 / 2 / 2	354	75,912	594,043.61	0.13%
4510	- Food Beverage & Tobacco	3 / 1 / 1	366	36,072	1,165,795.94	0.25%
2010	- Health Care	2 / 1 / 0	185	750,251	1,080,011.79	0.23%
5020	- Industrial Goods & Services	12 / 6 / 1	3,434	562,688	7,149,144.62	1.52%
3030	- Insurance	1 / 1 / 0	171	71,070	219,683.15	0.05%
4030	- Media	2 / 1 / 0	222	56,222	190,580.45	0.04%
4520	- Personal Care, Drug & Grocery Stores	0 / 2 / 0	1,179	90,472	1,304,243.09	0.28%
3510	- Real Estate	7 / 2 / 3	2,280	554,971	2,547,200.75	0.54%
4040	- Retail	7 / 2 / 1	4,580	881,518	16,276,865.71	3.47%
1010	- Technology	10 / 2 / 0	2,039	478,325	2,528,668.98	0.54%
1510	- Telecommunications	1 / 1 / 0	3,030	699,382	12,608,209.07	2.69%
4050	- Travel & Leisure	4 / 1 / 0	10,887	4,481,541	24,856,341.92	5.29%
6510	- Utilities	2 / 3 / 0	9,852	1,621,511	35,282,228.86	7.51%

## Top 10 best &amp; worst performing Shares

## Main Market

With positive Price change	Closing price	change	With negative Price change	Closing price	change
AKTOR S.A. HOLDING CO. (CR)	10.96	9.16% #	Allwyn AG (CR)	13.6	-5.56% €
EKTER SA (CR)	3.96	8.20% #	EVROPI HOLDINGS S.A. (CR)	1.862	-2.92% €
EUROBANK (CR)	4.014	7.56% #	METLEN PLC (CR)	35.2	-2.49% €
BIOKARPET S.A.(CR)	1.716	6.06% #	MOTOR OIL (CR)	38	-1.20% €
CrediaBank (CR)	1.156	6.06% #	REVOIL (CR)	1.595	-0.93% €
NATIONAL BANK (CR)	15.13	5.95% #	GR. SARANTIS S.A. (CR)	15.4	-0.90% €
BANK OF CYPRUS (CR)	9.3	5.68% #	QUALITY & RELIABILITY SA (CR)	1.144	-0.87% €
VIOHALCO SA/NV (CB)	14.2	5.18% #	ALPHA REAL ESTATE (CR)	7.22	-0.82% €
KARELIA (CR)	407	5.17% #	EYDAP S.A. (CR)	9.13	-0.76% €
REAL CONSULTING (CR)	5.78	5.09% #	DAIOS PLASTICS SA (CR)	6.04	-0.66% €
With the highest Transactions Value	Value (thou. €)	change	With the highest Transactions Volume	Volume	change
NATIONAL BANK (CR)	90,710.32	5.95% #	ALPHA BANK (CR)	19,273,634	4.40% #
ALPHA BANK (CR)	72,714.40	4.40% #	EUROBANK (CR)	17,828,737	7.56% #
EUROBANK (CR)	70,887.58	7.56% #	CrediaBank (CR)	6,889,848	6.06% #
PIRAEUS BANK (CR)	56,097.61	4.47% #	PIRAEUS BANK (CR)	6,641,726	4.47% #
METLEN PLC (CR)	21,061.11	-2.49% €	NATIONAL BANK (CR)	6,033,486	5.95% #
Allwyn AG (CR)	20,490.66	-5.56% €	BALLY'S INTRALOT (CR)	2,739,366	3.23% #
MOTOR OIL (CR)	18,181.70	-1.20% €	Allwyn AG (CR)	1,464,624	-5.56% €
JUMBO SA (CR)	14,950.40	-0.51% €	BANK OF CYPRUS (CR)	1,133,987	5.68% #
GEK TERNA (CR)	14,394.43	3.20% #	LAVIPHARM SA (CR)	740,736	-0.56% €
OTE (CR)	12,602.04	1.12% #	OTE (CR)	698,402	1.12% #

Note: Stocks that are not included in the "Under Supervision" category, and the transactions value is more than 10,000 €.

## Derivatives Summary

	Number of Trades	Volume	Open Interest
Index Futures	356	2,976	9,296
FTSE/Athex Banks	15	37	3,131
FTSE/Athex Large Cap	338	2,909	6,165
MSCI GREECE REBASED	3	30	0
Stock Futures	3,495	37,933	1,692,009
ADMIE (IPTO) HOLDING S.A. (CR)	4	21	8,104
AEGEAN AIRLINES (CR)	6	35	2,536
AKTOR S.A. HOLDING CO. (CR)	48	828	96,491
Allwyn AG (CR)	328	910	4,181
ALPHA BANK (CR)	1,011	11,450	58,055
ATHENS INTL AIRPORT (CR)	6	32	240
AUTOHELLAS SA (CR)	0	0	126
AVAX S.A. (CR)	26	219	2,225
BALLY'S INTRALOT (CR)	35	10,547	1,267,847
BANK OF CYPRUS (CR)	1	5	942
CC HBC AG (CR)	0	0	113
CENERGY HOLDINGS (CB)	67	383	3,517
CrediaBank (CR)	632	4,148	65,632
ELLAKTOR (CR)	1	4	1,582
ELVALHALCOR (CR)	50	216	2,561
EUROBANK (CR)	201	2,324	25,441
EYDAP S.A. (CR)	16	57	12,784
FOURLIS (CR)	18	72	2,868
GEK TERNA (CR)	42	168	5,279
HELLENIC EXCHANGES-A.S.E. (CR)	0	0	326
HELLENIQ ENERGY (CR)	7	16	4,201
INTRACOM HOLDINGS (CR)	58	299	12,011
JUMBO SA (CR)	38	192	3,869
LAMDA DEVELOPMENT SA (CR)	33	103	19,028
METLEN PLC (CR)	222	836	13,372
MIG (CR)	0	0	143
MOTOR OIL (CR)	17	47	259
NATIONAL BANK (CR)	153	995	11,344
OPTIMA BANK (CR)	1	5	485
OTE (CR)	1	1	877
P.P.A. S.A. (CR)	0	0	40
PIRAEUS BANK (CR)	360	3,584	45,374
PPC (CR)	30	169	17,584
QUEST HOLDINGS (CR)	3	4	211
TITAN (CB)	10	26	327
VIOHALCO SA/NV (CB)	70	237	2,034
Index Options	49	681	3,716
FTSE/Athex Large Cap	49	681	3,716
Stock Options	3	28	3,862
Allwyn AG (CR)	3	28	613
ALPHA BANK (CR)	0	0	98
NATIONAL BANK (CR)	0	0	364
OTE (CR)	0	0	227
PIRAEUS BANK (CR)	0	0	2,450
PPC (CR)	0	0	110
<b>Total Derivatives Traded</b>	<b>3,903</b>	<b>41,618</b>	<b>1,708,883</b>

Number of Outstanding Securities	Nominal Value	Dividends [1]			Date of Last Coupon		Note	Shares	Closing price	% change	Previous closing price/date	Open price	Price min	Price max	Last price	Avg price	Last Bid [7]	Last Ask [7]	P/E after tax	Year	Volume	Trades	Transactions Value[8]	Company Mkt Value (thou. €)	Year low	Year high	Sector[4]	
2023	2024	2025	Dividend [2]	Right																								
804,287,662	0.300	1.6123	1.4029	0.5	08/04/2026	25/06/2024	---	Allwyn AG (CR)	13.6	-5.56	€	14.4	09/04/2026	14.82	13.6	14.9	13.6	13.9997706@13.60	300@13.65	---	---	1,464,624	8,482	20,490,663.06	0.938,312.20	13.09	19.03	40501020
2,315,261,358	0.290	0.026	0.0303	0.0485	01/12/2025	18/04/2017	---	ALPHA BANK (CR)	3.8	4.40	#	3.64	09/04/2026	3.75	3.721	3.851	3.8	3.773 5000@3.78	79389@3.80	---	---	19,273,634	13,368	72,714,401.94	8,797,993.16	2.95	4.489	30101010
58,492,542	1.00	---	0.1	---	23/06/2025	27/01/2025	---	ALTER EGO MEDIA (CR)	4.97	0.51	#	4.945	09/04/2026	5	4.93	5.05	4.97	4.985 200@4.95	2000@4.99	---	---	35,410	146	176,506.93	290,707.93	4.88	6.425	40301035
36,353,868	1.00	0.1	0.11	---	01/07/2025	21/08/2023	---	AUSTRIACARD (CB)	7.02	4.78	#	6.7	09/04/2026	6.75	6.75	7.07	7.02	6.92 400@6.96	849@7.03	---	---	55,464	318	383,790.58	255,204.15	6.04	8.28	10101010
48,624,764	0.080	0.7	0.85	---	10/04/2025	05/12/2022	---	AUTOHELLAS SA (CR)	12.18	2.53	#	11.88	09/04/2026	11.88	11.88	12.26	12.18	12.116 629@12.10	404@12.20	---	---	49,315	435	597,480.70	592,249.63	10.68	13.44	40401030
1,867,802,694	0.300	---	---	---	30/05/2013	10/10/2023	---	BALLY'S INTRALOT (CR)	0.99	3.23	#	0.959	09/04/2026	0.98	0.9565	0.99	0.99	0.972101754@0.984	23000@0.992	---	---	2,739,366	1,071	2,662,373.52	1,849,124.67	0.822	1.1	40501020
435,686,031	0.100	---	0.48	0.2	22/09/2025	23/09/2024	---	BANK OF CYPRUS (CR)	9.3	5.68	#	8.8	09/04/2026	8.92	8.915	9.315	9.3	9.109 2124@9.27	32176@9.30	---	---	1,133,987	2,489	10,328,967.09	4,051,880.09	7.94	9.84	30101010
212,384,903	0.08	0.14	---	---	24/06/2025	07/12/2016	---	CENERGY HOLDINGS (CB)	20.22	2.80	#	19.67	09/04/2026	19.92	19.82	20.4	20.22	20.107 95@20.20	1345@20.24	---	2025	211,464	1,456	4,251,968.31	4,294,422.74	15.12	22.35	50202010
373,239,562	6.70	0.93	1.03	---	29/05/2025	29/04/2013	---	CC HBC AG (CR)	50.7	1.40	#	50	09/04/2026	51	50.3	51	50.7	50.638 1592@50.70	563@51.00	---	---	14,543	184	736,432,508.923,245.79		42.5	55.75	45101020
1,993,012,407	0.050	---	---	---	04/06/2008	16/10/2024	---	CrediaBank (CR)	1.156	6.06	#	1.09	09/04/2026	1.114	1.11	1.156	1.156	1.138 3500@1.15	9850@1.16	---	---	6,889,848	3,557	7,839,420.45	2,303,922.34	0.871	1.722	30101010
3,631,510,801	0.220	0.0933	0.105	0.0468	06/11/2025	20/05/2019	---	EUROBANK (CR)	4.014	7.56	#	3.732	09/04/2026	3.92	3.909	4.07	4.014	3.976 501@3.99	16994@4.02	---	---	17,828,737	16,506	70,887,578.66	4,576,884.36	3.162	4.392	30101010
51,889,670	1.00	0.12	0.15	---	27/06/2025	23/07/2019	---	FOURLIS (CR)	4.61	3.83	#	4.44	09/04/2026	4.44	4.44	4.655	4.61	4.576 46@4.61	500@4.65	---	---	90,835	548	415,680.43	239,211.38	4.04	4.725	40401010
305,635,185	2.18	0.9	0.75	0.2	19/01/2026	01/10/2003	---	HELLENIO ENERGY (CR)	9.85	-0.20	€	9.87	09/04/2026	9.98	9.66	9.98	9.85	9.76 519@9.85	544@9.86	---	---	214,533	1,252	2,093,781.28	3,010,506.57	8.4	10.4	60101020
83,600,000	0.690	0.0504	0.1209	---	22/09/2025	02/07/2024	---	INTRACOM HOLDINGS (CR)	2.97	0.68	#	2.95	09/04/2026	2.95	2.935	3.025	2.97	2.974 200@2.97	4000@3.00	---	---	125,172	474	372,304.92	248,292.00	2.685	3.85	10101010
134,365,561	0.880	1.4726	0.5063	---	23/03/2026	05/03/2014	---	JUMBO SA (CR)	23.32	-0.51	€	23.44	09/04/2026	23.78	23.3	23.86	23.32	23.471 368@23.28	62@23.50	---	---	636,961	3,247	14,950,399.80	3,133,404.88	21.82	28.7	40401010
176,736,715	0.300	---	---	---	30/05/2007	27/11/2019	---	LAMDA DEVELOPMENT SA (CR)	6.12	1.41	#	6.035	09/04/2026	6.1	6.065	6.16	6.12	6.122 452@6.11	3456@6.12	---	---	283,289	1,411	1,734,386.64	1,081,628.70	5.85	7.76	35101010
169,043,561	0.300	---	0.02	---	17/07/2025	28/11/2022	---	LAVIPHARM SA (CR)	1.412	-0.56	€	1.42	09/04/2026	1.45	1.39	1.452	1.412	1.428 179@1.41	4456@1.44	---	---	740,736	138	1,057,859.89	238,689.51	0.937	1.458	20103015
143,022,980	1.00	---	---	---	04/08/2025	---	---	METLEN PLC (CR)	35.2	-2.49	€	36.1	09/04/2026	34.9	34.5	35.46	35.2	35.041 5720@35.20	155@35.32	---	---	601,046	4,793	21,061,114.56	5,034,408.90	31.9	47.68	65102000
126,502,434	0.500	0.0304	0.0302	---	15/05/2025	28/07/2021	---	PREMIA (CR)	1.338	1.21	#	1.322	09/04/2026	1.336	1.318	1.338	1.338	1.323 450@1.33	19@1.34	---	---	74,747	256	98,917.98	169,260.26	1.236	1.49	35102000
24,823,934	0.230	0.049	0.0647	---	01/07/2025	08/06/2022	---	PROFILE SA (CR)	7.57	3.84	#	7.29	09/04/2026	7.3	7.28	7.62	7.57	7.466 890@7.54	1740@7.59	---	---	144,525	541	1,078,973.07	187,917.18	6	8.12	10101010
70,029,804	1.00	---	---	---	15/05/2025	---	---	QUALCO GROUP (CR)	5.77	0.70	#	5.73	09/04/2026	5.78	5.66	5.8	5.77	5.705 50@5.70	385@5.77	---	---	42,502	132	242,463.43	404,071.97	5.08	6.73	10101015
35,377,749	0.280	---	---	---	18/07/2005	22/12/2025	---	QUALITY & RELIABILITY SA (CR)	1.144	-0.87	€	1.154	09/04/2026	1.18	1.144	1.18	1.144	1.151 1000@1.14	1000@1.15	---	---	44,291	136	50,967.53	40,472.14	1	1.43	10101010
78,325,475	0.85	3	---	---	30/06/2025	23/07/2019	---	TITAN (CB)	48.9	0.58	#	48.62	09/04/2026	48.62	48.16	50.3	48.9	48.919 69@48.88	130@48.90	---	---	104,523	2,465	5,113,165.00	3,830,115.73	42.6	59	50101030
259,189,761	0.12	0.16	---	---	24/06/2025	26/02/2016	---	VIOHALCO SA/NV (CB)	14.2	5.18	#	13.5	09/04/2026	13.7	13.6	14.26	14.2	13.955 66@14.18	2000@14.24	---	---	195,958	1,145	2,734,613.04	3,680,494.61	11.4	15.78	55102015
148,321,516	0.300	0.03	0.07	---	02/09/2025	22/01/2020	---	AVAX S.A. (CR)	3.195	4.93	#	3.045	09/04/2026	3.075	3.075	3.21	3.195	3.118 12@3.19	2000@3.20	---	---	613,792	924	1,913,996.63	473,887.24	2.79	3.645	50101010
232,000,000	2.12	0.0582	0.1207	0.1207	25/09/2025	19/06/2017	---	ADMIE (IPTO) HOLDING S.A. (CR)	3.06	1.32	#	3.02	09/04/2026	3.02	3	3.095	3.06	3.046 1000@3.04	2449@3.06	---	2025	256,320	532	780,823.28	709,920.00	2.76	3.125	65101015
90,167,100	0.500	0.7515	0.8041	---	20/05/2025	24/05/2021	---	AEGEAN AIRLINES (CR)	12.9	3.03	#	12.52	09/04/2026	12.52	12.52	12.9	12.9	12.792 250@12.78	1407@12.90	---	---	122,070	1,074	1,561,539.97	1,163,155.59	10.8	15.36	40501010
204,002,463	0.300	---	---	---	12/08/2008	07/01/2025	---	AKTOR S.A. HOLDING CO. (CR)	10.96	9.16	#	10.04	09/04/2026	10.06	9.94	10.96	10.96	10.486 183@10.94	1415@10.96	---	---	271,842	1,178	2,850,506.85	2,235,866.99	9.25	11.7	50101010
103,423,291	0.570	---	0.4134	---	25/06/2025	28/08/2024	---	GEK TERNA (CR)	40.04	3.20	#	38.8	09/04/2026	39.08	39.02	40.06	40.04	39.754 297@39.80	1881@40.04	---	---	362,090	3,826	14,394,429.18	4,141,068.57	25.28	40.06	50101010
369,270,000	2.48	0.25	0.4	---	21/07/2025	12/12/2001	---	PPC (CR)	19.58	1.50	#	19.29	09/04/2026	19.5	19.38	19.79	19.58	19.593 16203@19.58	200@19.59	---	---	629,612	3,628	12,336,131.39	7,230,306.60	16.28	20.56	65101015
309,544,087	1.00	0.33	0.7862	---	23/04/2025	07/02/2024	---	ATHENS INTL AIRPORT (CR)	10.82	1.41	#	10.67	09/04/2026	10.67	10.67	10.99	10.82	10.807 8@10.82	3520@10.88	---	2025	158,891	1,014	1,717,190.88	3,349,267.02	9.92	12	50206060
914,715,153	1.00	0.3643	0.4442	0.221	10/11/2025	29/08/2018	---	NATIONAL BANK (CR)	15.13	5.95	#	14.28	09/04/2026	15.18	14.825	15.2	15.13	15.034 643@15.10	3813@15.14	---	---	6,033,486	32,534	90,710,317.36	3,839,640.26	12.06	16.005	30101010
27,728,682	0.260	(0.06)	0.065	---	14/07/2025	24/07/2024	---	EKTER SA (CR)	3.96	8.20	#	3.66	09/04/2026	3.665	3.665	4	3.96	3.892 283@3.95	3500@3.97	---	---	181,275	521	705,509.03	109,805.58	3.28	4.59	50101010
375,241,586	0.390	0.04	0.0901	---	26/06/2025	14/07/2006	---	ELVALHALCOR (CR)	4.085	3.03	#	3.965	09/04/2026	3.965	3.965	4.15	4.085	4.072 10129@4.09	2197@4.10	---	---	207,216	1,362	843,742.60	1,532,861.88	3.21	5.07	55102015
348,192,005	0.040	---	---	0.5029	22/12/2025	24/03/2025	---																					

## Daily Official List

Year: 147 Trading Day No: 66

## Section 2: Analytic Figures of Shares Transactions

Tuesday, 14 April, 2026

Number of Outstanding Securities	Nominal Value	Dividends [1]			Date of Last Coupon		Note	Shares	Closing price	% change	Previous closing price/date	Open price	Price min	Price max	Last price	Avg price	Last Bid [7]	Last Ask [7]	P/E after tax	Year	Volume	Trades	Transactions Value[8]	Company Mkt Value (thou. €)	Year low	Year high	Sector[4]	
		2023	2024	2025	Dividend [2]	Right																						
63,700,000	0.780	0.2313	0.3139	---	02/05/2025	13/06/2018	---	GR. SARANTIS S.A. (CR)	15.4	-0.90	€ 15.54	09/04/2026	15.46	15.22	15.7	15.4	15.402	1155@15.38	80@15.44	---	---	82,855	1,149	1,276,126.02	980,980.00	12.92	15.7	45201020
221,322,426	1.15	(0.1467)	(0.19)	---	23/06/2025	09/07/2025	---	OPTIMA BANK (CR)	9.185	3.20	# 8.9	09/04/2026	9.34	8.87	9.34	9.185	9.047	574@9.16	5323@9.20	---	---	430,081	1,390	3,890,804.85	2,032,846.48	7.59	10.1	30101010
1,235,953,028	0.930	0.0632	---	---	10/07/2024	03/06/2025	---	PIRAEUS BANK (CR)	8.46	4.47	# 8.098	09/04/2026	8.3	8.3	8.704	8.46	8.446	2000@8.43	825@8.46	---	---	6,641,726	9,519	56,097,610.86	10,456,162.62	6.53	8.99	30101010
<b>Main Market - Medium Liquidity Class</b>																												
13,126,020	0.660	0.1376	0.1713	---	16/12/2025	04/09/2020	---	AS COMPANY SA (CR)	4.09	0.99	# 4.05	09/04/2026	4.06	4.06	4.2	4.09	4.132	200@4.08	183@4.09	---	---	22,267	72	91,998.71	53,685.42	3.62	4.2	40401030
14,000,000	1.95	0.26	0.5	---	24/06/2025	26/03/2024	---	ALPHA REAL ESTATE (CR)	7.22	-0.82	€ 7.28	09/04/2026	7.28	7.22	7.32	7.22	7.286	628@7.22	198@7.28	---	---	2,190	36	15,956.68	101,080.00	6.94	7.58	35101015
3,150,744	0.360	0.563	0.5842	---	27/05/2025	02/06/2020	---	ALPHA TRUST HOLDINGS (CR)	19.75	-0.25	€ 19.8	09/04/2026	19.75	19.65	19.85	19.65	19.736	650@19.70	350@19.85	---	---	6,176	34	121,887.05	62,227.19	11.9	20	30202010
243,164,193	0.300	0.07	0.07	---	12/09/2025	05/12/2023	---	ATTICA HOLDINGS (CR)	1.628	1.12	# 1.61	09/04/2026	1.618	1.618	1.666	1.628	1.626	1@1.62	565@1.63	---	---	9,036	65	14,695.39	395,871.31	1.5	2.06	40501015
178,157,803	0.040	---	---	---	01/07/2008	21/02/2020	---	AVE (CR)	0.452	-1.53	€ 0.459	09/04/2026	0.459	0.446	0.459	0.451	0.45	100@0.443	1300@0.457	---	---	15,535	50	6,992.91	80,527.33	0.423	0.49	40301010
47,149,827	2.10	---	0.135	0.08	05/11/2025	27/12/2024	---	BRIQ PROPERTIES (CR)	3.02	0.67	# 3	09/04/2026	3.02	3.01	3.02	3.02	3.012	1920@3.01	705@3.02	---	---	14,160	30	42,643.20	142,392.48	2.86	3.12	35102000
101,123,806	0.360	---	---	---	22/07/2010	28/06/2011	---	CENTRIC HOLDINGS (CR)	0.308	3.01	# 0.299	09/04/2026	0.302	0.291	0.308	0.308	0.3	5000@0.298	7000@0.309	---	---	79,506	75	23,837.77	31,146.13	0.276	0.42	40203040
784,500	10.00	0.5008	0.4	0.15	02/12/2025	31/07/2018	---	CNL CAPITAL (CR)	6.95	-0.71	€ 7	09/04/2026	6.95	6.95	6.95	6.95	6.95	100@6.90	1119@7.00	---	2024	20	1	139.00	5,452.28	6.3	7.6	30202010
10,567,700	0.300	---	---	---	06/10/2005	13/02/2002	---	CPI SA (CR)	0.528	5.60	# 0.5	09/04/2026	0.463	0.463	0.528	0.528	0.498	380@0.485	1000@0.536	---	---	585	5	291.60	5,579.75	0.442	0.646	10102030
18,680,300	0.050	---	---	---	06/07/2022	---	---	DIMAND (CR)	12.7	---	~ 12.7	09/04/2026	12.7	12.3	12.8	12.7	12.497	600@12.45	597@12.70	---	---	17,921	101	223,955.30	237,239.81	10.95	13.5	35101010
15,333,480	0.100	---	0.04	---	07/07/2025	02/02/2026	---	E.I.N.S. (CR)	1.58	0.77	# 1.568	09/04/2026	1.584	1.556	1.6	1.58	1.582	10@1.57	993@1.58	---	---	63,627	114	100,666.06	24,226.90	1.38	2.115	50205020
121,168,897	0.040	---	---	---	07/07/2010	16/01/2024	5160	FRIGOGLASS SA (CR)	0.335	0.60	# 0.333	09/04/2026	0.344	0.322	0.348	0.335	0.333	1050@0.328	900@0.337	---	2024	44,010	30	14,641.28	40,591.58	0.291	0.5	50204000
56,003,921	1.55	---	---	---	30/08/1993	29/01/2026	---	IDEAL HOLDINGS (CR)	5.88	1.03	# 5.82	09/04/2026	5.8	5.8	5.88	5.88	5.856	377@5.84	865@5.89	---	---	23,001	117	134,695.03	329,303.06	5.3	6.71	10102030
4,740,000	0.860	---	---	---	14/03/2003	---	---	LOGISMOS S.A. (CR)	2.12	-0.93	€ 2.14	09/04/2026	2.12	2.12	2.12	2.12	2.12	800@2.06	1680@2.12	---	2024	12	1	25.44	10,048.80	1.96	2.58	10101015
17,120,280	0.940	0.12	0.3	---	26/05/2025	26/06/2023	---	LOULIS FOOD (CR)	3.8	---	~ 3.8	09/04/2026	3.8	3.71	3.8	3.8	3.751	70@3.74	200@3.83	---	---	5,456	28	20,462.94	65,057.06	3.42	4.1	45102020
4,419,616	1.58	0.06	0.13	---	07/07/2025	04/03/2015	---	MEDICON S.A (CR)	2.47	2.49	# 2.41	09/04/2026	2.44	2.43	2.48	2.48	2.451	210@2.40	500@2.48	---	---	7,860	22	19,263.90	10,916.45	2.32	2.75	20102010
468,700	2.8	2.4	---	---	12/06/2025	21/05/2004	---	MERMEREN KOMB. A.D. PR. (GDR)	33.2	3.75	# 32	09/04/2026	32.4	32.4	34	33.8	33.118	70@30.80	14@33.80	---	2024	78	8	2,583.20	15,560.84	31	36.2	55102000
10,500,000	0.950	0.15	0.25	---	04/07/2025	21/07/2023	---	MEVACO SA (CR)	9.24	3.82	# 8.9	09/04/2026	8.9	8.9	9.24	9.24	9.088	50@8.66	475@9.24	---	2024	470	7	4,271.50	97,020.00	8.3	9.85	55102015
31,400,000	0.400	---	---	---	26/04/2007	10/05/2023	---	MIG (CR)	3.19	2.24	# 3.12	09/04/2026	3.17	3.14	3.23	3.19	3.192	50@3.17	450@3.20	---	---	6,920	40	22,091.20	100,166.00	2.82	3.85	30202000
153,908,095	0.870	0.0229	0.0248	---	11/09/2025	02/08/2024	---	ORILINA PROPERTIES REIC (CR)	0.806	-0.49	€ 0.81	09/04/2026	0.814	0.79	0.814	0.806	0.806	9682@0.806	461@0.816	---	---	42,000	48	33,843.96	124,049.92	0.77	0.886	35102000
14,101,683	0.100	0.0526	0.1091	---	03/06/2025	02/11/2021	---	PERFORMANCE TECHNOLOGIES (CR)	8.2	1.74	# 8.06	09/04/2026	8.06	8.06	8.2	8.2	8.14	1333@8.15	90@8.20	---	---	8,244	44	67,107.25	115,633.80	6.62	8.92	10101010
107,222,688	0.440	0.22	0.3	---	23/06/2025	16/03/2022	---	QUEST HOLDINGS (CR)	6.8	2.26	# 6.65	09/04/2026	6.73	6.65	6.8	6.8	6.749	1476@6.78	524@6.80	---	---	12,076	128	81,504.54	729,114.28	6.07	7.22	10101010
30,703,824	0.400	0.04	0.0509	---	19/08/2025	06/08/2021	---	REAL CONSULTING (CR)	5.78	5.09	# 5.5	09/04/2026	5.52	5.5	5.78	5.78	5.714	100@5.64	2764@5.78	---	---	13,302	73	76,001.94	177,468.10	4.95	6.56	10101010
6,456,530	1.08	0.16	0.15	---	21/07/2025	02/08/2010	---	SPACE HELLAS SA (CR)	6.28	-1.88	€ 6.4	09/04/2026	6.34	6.26	6.36	6.28	6.296	494@6.28	100@6.38	---	---	980	10	6,170.52	40,547.01	5.92	8.48	15101010
121,132,042	1.60	0.08	0.1	0.0651	30/12/2025	10/11/2023	---	TRADE ESTATES REIC (CR)	1.97	2.60	# 1.92	09/04/2026	1.958	1.92	1.97	1.97	1.941	1000@1.96	4454@1.98	---	---	39,249	85	76,193.21	238,630.12	1.81	2.02	35102045
17,513,933	0.300	---	---	---	16/11/1992	09/10/2025	---	UNIBIOS (CR)	2.66	-0.37	€ 2.67	09/04/2026	2.71	2.63	2.71	2.66	2.652	1000@2.65	136@2.66	---	---	7,258	35	19,247.70	46,587.06	2.13	2.97	50204000
37,975,800	0.600	---	---	---	10/09/2019	01/04/2026	---	YIKNOT (CR)	0.888	2.78	# 0.864	09/04/2026	0.864	0.85	0.89	0.888	0.868	3000@0.876	2084@0.890	---	---	146,445	195	127,069.98	33,722.51	0.7326	1.7394	40501015
32,413,681	0.370	---	---	---	15/07/2009	11/05/2000	---	ALUMIL (CR)	6.13	4.25	# 5.88	09/04/2026	5.88	5.87	6.2	6.13	6.076	814@6.13	108@6.17	---	---	45,548	146	276,735.57	198,695.86	5	6.88	55102035
3,734,164	3.44	0.4954	0.5896	---	14/10/2025	19/07/2022	---	ANDROMEDA SA (CR)	8.26	---	~ 8.26	09/04/2026	8.26	8.24	8.36	8.24	8.301	30@8.26	200@8.30	---	2025	7,327	46	60,819.60	30,844.19	7.58	9.1	30204000
23,986,500	1.00	---	---	---	26/06/2009	25/08/2025	---	BIOKARPET S.A.(CR)	1.716	6.06	# 1.618	09/04/2026	1.62	1.61	1.73	1.716	1.647	515@1.71	429@1.72	---	---	22,751	97	37,467.02	41,160.83	1.45	2.06	50101035
6,325,000	0.600	0.145	0.07	---	28/07/2025	17/02/2014	---	VOYATZOGLOU (CR)	2.1	-1.87	€ 2.14	09/04/2026	2.13	2.07	2.13	2.1	2.084	45@2.07	112@2.10	---	---	1,748	19	3,642.72	13,282.50	1.96	2.44	50205010
24,060,000	0.300	0.075	0.075	---	17/06/2025	01/07/2019	---	GEN. COMMERCIAL & IND.SA (CR)	2.22	-0.89	€ 2.24	09/04/2026	2.2	2.17	2.22	2.22	2.188	499@2.17	1989@2.22	---	2025	2,612	11	5,716.30	53,413.20	2.01	2.52	50205010
15,000,000	0.300	---	---	---	06/07/2007	18/07/2000	---	DAIOS PLASTICS SA (CR)	6.04	-0.66	€ 6.08	09/04/2026	6.08	6	6.08	6.06	6.038	100@6.00	100@6.06	---	---	3,313	33	20,003.00	90,600.00	4.98	7.15	50203015
15,878,748	0.480	---	---	---	10/07/2006	22/03/2004	---	DOMIKI KRITIS SA (CR)	2	3.09	# 1.94	09/04/2026	1.955	1.95	2.02	2	1.993	700@2.00	800@2.01	---	---	12,388	55	24,684.15	31,757.50	1.89	2.65	50101010
34,720,000	0.310	---	---	---	16/06/2010	01/08/2007	---	DROMEAS SA (CR)	0.32	-2.14	€ 0.327	09/04/2026	0.327	0.311	0.327	0.32	0.319	300@0.320	95@0.321	---	---	3,055	9	975.37	11,110.40	0.308	0.39	40202015

## Daily Official List

Year: 147 Trading Day No: 66

## Section 2: Analytic Figures of Shares Transactions

Tuesday, 14 April, 2026

Number of Outstanding Securities	Nominal Value	Dividends [1]			Date of Last Coupon		Note	Shares	Closing price	% change	Previous closing price/date	Open price	Price min	Price max	Last price	Avg price	Last Bid [7]	Last Ask [7]	P/E after tax	Year	Volume	Trades	Transactions Value[8]	Company Mkt Value (thou. €)	Year low	Year high	Sector[4]		
		2023	2024	2025	Dividend [2]	Right																							
13,673,200	0.420	0.05	0.05	---	19/08/2025	26/07/2001	---	EVROFARMA (CR)	3.54	-0.28	€	3.55	09/04/2026	3.6	3.38	3.6	3.54	3.435	300@3.42	300@3.55	---	---	3,470	44	11,920.60	48,403.13	3.02	4.07	45102020
18,146,007	1.00	---	---	---	23/08/2023	10/09/2010	---	ELASTRON (CR)	2.28	---	~	2.28	09/04/2026	2.23	2.21	2.28	2.28	2.253	300@2.23	100@2.28	---	---	4,907	34	11,054.85	41,372.90	2.02	2.65	55102010
23,828,130	0.500	0.108	0.1366	---	14/07/2025	17/02/2009	---	ELINOIL S.A. (CR)	2.28	1.33	#	2.25	09/04/2026	2.15	2.15	2.28	2.28	2.272	1@2.22	246@2.28	---	---	2,800	16	6,362.37	54,328.14	2.11	2.59	60101020
19,864,886	5.60	0.672	0.672	---	23/04/2025	02/07/2008	---	BANK OF GREECE (CR)	15.5	1.97	#	15.2	09/04/2026	15.2	15.2	15.5	15.35	15.335	499@15.35	1394@15.50	---	2025	2,588	36	39,687.60	307,905.73	14.8	17.5	30101010
60,348,000	0.420	0.2504	0.3025	---	23/06/2025	04/08/2021	---	HELLENIC EXCHANGES-A.S.E. (CR)	7	---	~	7	09/04/2026	7	6.98	7.12	7	7.015	21009@7.00	200@7.04	---	---	55,469	233	389,106.76	422,436.00	5.72	7.26	30202015
26,730,187	0.520	---	0.07	---	09/07/2025	01/08/2017	---	ELTON SA (CR)	1.74	---	~	1.74	09/04/2026	1.765	1.715	1.765	1.74	1.723	100@1.74	250@1.75	---	---	12,482	37	21,509.90	46,510.53	1.62	2.22	50205010
36,300,000	1.12	0.0276	0.055	---	01/07/2025	12/12/2007	---	THESSALONIKA WATER & SEWERAGE	3.84	-0.52	€	3.86	09/04/2026	3.845	3.82	3.895	3.84	3.85	526@3.83	247@3.84	---	---	23,213	60	89,372.99	139,392.00	3.4	4.02	65102030
143,352,325	0.260	---	---	---	29/08/2022	28/04/2025	---	EVROPI HOLDINGS S.A. (CR)	1.862	-2.92	€	1.918	09/04/2026	1.918	1.862	1.962	1.862	1.892	3580@1.86	1240@1.90	---	---	51,982	92	98,368.69	266,922.03	1.77	2.34	30302025
86,735,980	0.310	0.02	---	---	22/07/2024	07/09/2023	---	ATHENS MEDICAL CENTER SA (CR)	1.75	0.29	#	1.745	09/04/2026	1.72	1.72	1.77	1.75	1.745	50@1.73	55@1.76	---	---	1,655	25	2,888.00	151,787.97	1.565	2.07	20101010
114,320,400	0.100	---	---	---	26/11/2021	05/08/2019	---	IKTINOS HELLAS SA (CR)	0.3295	0.30	#	0.3285	09/04/2026	0.32	0.3175	0.3295	0.3295	0.321	1000@0.322	3718@0.330	---	---	90,514	59	29,056.41	37,668.57	0.302	0.4535	50101035
14,111,198	0.450	(0.0133)	0.07	---	31/07/2025	09/01/2025	---	ILYDA S.A. (CR)	4.46	2.77	#	4.34	09/04/2026	4.34	4.34	4.46	4.46	4.431	298@4.36	212@4.46	---	2024	9,151	70	40,543.65	62,935.94	3.74	5.52	10101015
3,417,600	0.100	0.016	---	---	04/07/2024	02/04/2024	---	INTERWOOD-XYLEMPORIA (PR)	0.75	---	~	0.75	09/04/2026	0.75	0.75	0.75	0.75	0.75	400@0.570	650@0.750	---	---	50	1	37.50	13,417.96	0.4	0.76	50101020
45,417,399	0.100	---	---	---	25/07/2008	02/04/2024	---	INTERWOOD-XYLEMPORIA (CR)	0.239	---	~	0.239	09/04/2026	0.239	0.236	0.239	0.239	0.239	400@0.237	500@0.240	---	---	19,400	13	4,636.00	13,417.96	0.201	0.274	50101020
18,567,912	0.590	0.16	0.201	---	02/07/2025	26/01/2021	---	INTERLIFE G.C.I.(CR)	6.38	2.24	#	6.24	09/04/2026	6.46	6.28	6.46	6.38	6.356	101@6.36	114@6.38	---	2024	19,088	79	121,314.46	118,463.28	5.56	6.98	30302025
8,424,900	0.500	---	---	---	12/07/2010	04/07/2019	---	INTERTECH SA (CR)	1.395	1.82	#	1.37	09/04/2026	1.4	1.34	1.404	1.395	1.352	500@1.24	198@1.40	---	2024	663	7	896.70	11,752.74	0.99	1.5	50205010
2,760,000	11.83	12.4	14	---	30/05/2022	16/07/1990	---	KARELIA (CR)	407	5.17	#	387	09/04/2026	387	387	414	412	400.86	2@406.00	49@412.00	---	---	279	47	111,840.00	1,123,320.00	35.4	414	45103010
19,804,134	0.150	---	---	---	01/07/2004	06/11/2017	---	KEKROPS SA (CR)	1.67	4.37	#	1.6	09/04/2026	1.6	1.58	1.68	1.67	1.628	480@1.64	980@1.68	---	2024	34,296	120	55,835.00	33,072.90	1.53	2.35	35101010
11,510,102	0.890	---	---	---	24/06/2005	06/10/1999	---	NAFPAKTOS TEXTILE (CR)	1.315	0.38	#	1.31	09/04/2026	1.285	1.285	1.32	1.315	1.3	110@1.29	810@1.32	---	---	2,040	17	2,651.03	15,135.78	1.26	1.69	55101020
21,224,340	0.420	---	---	---	06/09/2022	25/04/2006	---	KORDELLOS BROS SA (CR)	0.425	1.68	#	0.418	09/04/2026	0.405	0.405	0.43	0.425	0.424	1900@0.412	100@0.426	---	2024	1,009	23	427.33	9,020.34	0.366	0.554	55102010
33,065,136	0.380	0.3506	0.4007	---	21/08/2025	16/09/2013	---	KRI-KRI S.A. (CR)	23.1	0.44	#	23	09/04/2026	23.2	23	23.25	23.1	23.137	2@22.90	37@23.10	---	2024	12,324	63	285,139.90	763,804.64	19.18	24.65	45102020
6,200,000	0.500	---	---	---	22/06/2010	01/11/1995	---	MINERVA KNITWEAR (CR)	0.565	2.73	#	0.55	09/04/2026	0.555	0.53	0.565	0.565	0.541	4000@0.386	95@0.565	---	---	806	8	436.37	3,503.00	0.473	0.772	40204020
5,939,268	0.620	---	---	---	10/07/2003	03/01/2002	---	LANAKAM SA (CR)	1.295	-2.63	€	1.33	09/04/2026	1.37	1.205	1.4	1.385	1.293	100@1.21	100@1.38	---	---	241	14	311.51	7,691.35	0.96	1.43	40401020
9,819,370	0.500	---	---	---	14/08/2007	09/01/2004	---	MATHIOS REFRACTORY SA (CR)	0.695	2.21	#	0.68	09/04/2026	0.685	0.685	0.705	0.685	0.694	47@0.675	350@0.700	---	---	1,352	15	938.64	6,824.46	0.59	0.97	55101000
30,150,000	0.360	0.122	0.1335	---	17/06/2025	25/04/2019	---	MOTODYNAMICS S.A. (CR)	2.53	---	~	2.53	09/04/2026	2.55	2.53	2.57	2.53	2.555	7@2.53	42@2.55	---	---	18,024	55	46,053.33	76,279.50	2.23	2.7	40401030
126,431,958	2.50	0.025	0.043	---	03/06/2025	05/06/2024	---	NOVAL PROPERTY REIC (CR)	2.63	1.15	#	2.6	09/04/2026	2.7	2.62	2.7	2.63	2.634	200@2.61	690@2.66	---	2025	6,265	32	16,500.48	332,516.05	2.51	2.92	35102045
10,080,000	3.00	1.3	2	---	16/05/2025	27/08/2001	---	TPA SA (CR)	36.1	1.69	#	35.5	09/04/2026	35.9	35.9	36.1	36.1	36.014	1@35.70	362@36.10	---	---	743	22	26,758.70	363,888.00	33.2	38.8	50206060
25,000,000	2.00	1.336	1.92	---	04/08/2025	08/08/2003	---	P.P.A. S.A. (CR)	38.95	2.36	#	38.05	09/04/2026	38.05	37.9	38.95	38.95	38.237	352@38.15	50@39.20	---	2025	20,247	483	774,176.25	973,750.00	35.4	41.1	50206060
68,926,799	0.240	---	---	---	07/07/2023	---	---	ONYX TOURISTIKI S.A. (CR)	1.37	1.78	#	1.346	09/04/2026	1.36	1.34	1.4	1.37	1.368	100@1.35	488@1.37	---	---	28,139	97	38,486.95	94,429.71	1.33	2.22	40401020
4,971,466	1.46	---	---	---	04/07/2007	08/10/2003	---	PAIRIS SA (CR)	0.856	-1.38	€	0.868	09/04/2026	0.838	0.838	0.858	0.858	0.856	80@0.810	500@0.856	---	---	1,132	8	969.26	4,255.57	0.73	0.984	50203030
27,098,594	0.540	0.0702	0.0605	0.0404	07/10/2025	14/01/2021	---	PAPOUTSANIS (CR)	3.7	-0.54	€	3.72	09/04/2026	3.75	3.64	3.75	3.7	3.691	5@3.64	98@3.69	---	2025	7,617	30	28,117.07	100,264.80	3.32	4.06	45201020
7,070,400	0.930	0.8645	0.3242	---	11/07/2025	06/05/2016	---	PETROPOULOS PETROS (CR)	7.74	0.52	#	7.7	09/04/2026	8.2	7.7	8.2	7.7	8.005	30@7.72	300@7.86	---	---	13,896	53	111,243.46	54,724.90	7.58	8.98	50206015
43,741,452	0.660	0.2388	0.2391	0.07	19/01/2026	01/11/1999	---	THRACE PLASTICS SA (CR)	3.87	0.52	#	3.85	09/04/2026	3.925	3.835	3.925	3.87	3.87	1000@3.85	260@3.87	---	---	17,945	80	69,451.14	169,279.42	3.55	4.535	50203015
24,319,250	0.300	---	---	---	09/07/2002	04/07/2007	5165	PROODEFTIKH SA (CR)	0.356	7.23	#	0.332	09/04/2026	0.36	0.35	0.36	0.356	0.356	20012@0.330	4000@0.350	---	---	2,255	5	801.73	8,657.65	0.292	0.5	50101010
21,912,599	0.300	0.0485	0.0483	---	29/04/2025	23/02/2007	---	REVOIL (CR)	1.595	-0.93	€	1.61	09/04/2026	1.61	1.535	1.61	1.595	1.568	1000@1.56	1648@1.60	---	---	39,723	136	62,301.67	34,950.60	1.535	1.86	60101020
13,582,223	1.35	---	---	---	24/06/2008	02/02/2016	---	SIDMA STEEL (CR)	1.51	1.34	#	1.49	09/04/2026	1.495	1.48	1.525	1.525	1.508	150@1.49	980@1.53	---	---	1,460	19	2,202.08	20,509.16	1.455	2.12	55102010
40,693,350	5.00																												

Number of Outstanding Securities	Nominal Value	Dividends [1]			Date of Last Coupon		Note	Shares	Closing price	% change	Previous closing price/date	Open price	Price min	Price max	Last price	Avg price	Last Bid [7]	Last Ask [7]	P/E after tax	Year	Volume	Trades	Transactions Value[8]	Company Mkt Value (thou. €)	Year low	Year high	Sector[4]		
2023	2024	2025	Dividend [2]	Right																									
8,340,750	1.16	---	---	---	25/06/2009	17/09/2018	---	HAIDEMENOS SA (CR)	0.715	-1.38	0.725	09/04/2026	0.715	0.715	0.715	0.715	0.715	80@0.700	69@0.730	---	2024	45	1	32.18	5,963.64	0.65	0.83	50205030	
<b>Main Market - Low Liquidity Class</b>																													
11,943,624	0.540	0.15	0.165	---	01/07/2025	30/08/2019	---	FLEXOPACK SA (CR)	8.15	3.82	#	7.85	09/04/2026	8.15	8.15	8.15	8.15	8.15	600@7.30	25@8.00	---	---	609	4	4,963.35	97,340.54	7.4	8.6	50203030
244,737,498	0.500	0.02	0.03	0.04	26/03/2026	28/12/2023	---	TRASTOR REAL EST. INV. CO.(CR)	1.25	---	~	1.25	09/04/2026	1.25	1.25	1.25	1.25	1.25	200@1.24	200@1.29	---	2025	538	4	672.50	305,921.87	1.15	1.38	35102000
15,300,000	0.300	---	0.01	---	09/10/2025	13/12/1999	---	ATTICA PUBLICATIONS SA (CR)	1.355	0.37	#	1.35	09/04/2026	1.325	1.315	1.385	1.38	1.342	50@1.39	145@1.39	---	---	5,277	26	7,080.61	20,731.50	1.17	1.44	40301030
18,810,000	0.400	0.0381	0.0591	---	20/10/2025	14/11/2007	---	VARVERIS - MODA BAGNO SA (CR)	6.36	1.27	#	6.28	09/04/2026	6.28	6.08	6.4	6.36	6.222	206@6.28	255@6.36	---	---	4,041	25	25,144.12	119,631.60	5.16	6.4	40401025
3,307,500	0.210	0.4	0.4	---	23/10/2025	30/11/2022	---	ELVE SA (CR)	5.3	---	~	5.3	09/04/2026	5.2	5.2	5.5	5.5	5.383	3@5.50	43@5.50	---	2024	30	3	161.50	17,529.75	5	5.8	40204020
21,364,000	1.12	---	---	---	21/08/2023	08/03/2023	---	LAMPSA HOTEL SA (CR)	47.6	---	~	47.6	09/04/2026	---	---	---	---	---	70@47.60	50@48.40	---	---	---	---	---	1,016,926.40	42.2	48	40501025
38,566,614	0.700	---	---	---	21/07/2008	07/07/2025	---	MOUZAKIS (CR)	0.58	---	~	0.58	09/04/2026	0.555	0.555	0.555	0.555	0.555	210@0.555	350@0.580	---	---	360	2	199.80	22,368.64	0.55	0.69	55101020
42,500,000	1.00	0.0383	0.0538	0.1673	21/11/2025	13/09/2023	---	MPL KEDROS (CR)	4.36	---	~	4.36	09/04/2026	4.38	4.35	4.38	4.35	4.368	31@4.35	500@4.40	---	---	1,114	12	4,865.95	185,300.00	4.23	4.41	35102000
6,340,000	0.600	0.2	0.23	0.23	09/12/2025	11/01/2024	---	NAKAS MUSIC	3.58	2.29	#	3.5	09/04/2026	3.52	3.5	3.58	3.56	3.573	39@3.50	68@3.56	---	---	1,402	11	5,009.96	22,697.20	3.24	3.92	40401030
27,379,200	0.980	0.5001	0.52	---	25/08/2025	29/08/2022	---	CRETE PLASTICS SA (CR)	14.1	1.44	#	13.9	09/04/2026	14.1	14.1	14.1	14.1	14.1	872@14.10	100@14.50	---	---	128	3	1,804.80	386,046.72	13.2	15.9	50203015
255,494,534	2.71	0.247	0.705	0.216	15/12/2025	30/09/2021	---	PRODEA (CR)	6.15	3.36	#	5.95	09/04/2026	6	6	6.5	6.15	6.21	8@6.10	200@6.20	---	---	39,202	145	243,429.85	1,571,291.38	5.2	6.5	35102000
4,181,450	0.500	---	---	---	21/08/2000	05/03/2002	---	FLOUR MILLS SARANTOPOULOS SA	1.56	---	~	1.56	09/04/2026	---	---	---	---	---	240@1.42	630@1.71	---	---	---	---	---	6,523.06	1.12	1.56	45102020

## Exchange Traded Funds (ETFs)

1,345,078	---	---	---	---	15/06/2016	---	---	ALPHA ETF FTSE Athex Large Cap	58.76	2.33	#	57.42	09/04/2026	58.6	58.39	59.76	58.76	59.004	500@58.61	62@58.70	---	---	29,353	153	1,731,931.93	---	51.03	66.71	12003
-----------	-----	-----	-----	-----	------------	-----	-----	--------------------------------	-------	------	---	-------	------------	------	-------	-------	-------	--------	-----------	----------	-----	-----	--------	-----	--------------	-----	-------	-------	-------

## Surveillance

8,321,682	0.670	---	---	---	17/08/2007	23/11/1999	---	N. LEVENTERIS (CR)	0.278	---	~	0.278	09/04/2026	---	---	---	---	---	---	1500@0.278	---	2024	---	---	---	2,708.80	0.252	0.32	55102010	
2,160,524	0.670	---	---	---	03/12/2018	23/11/1999	---	N. LEVENTERIS (PR)	0.183	---	~	0.183	09/04/2026	---	---	---	---	---	---	1000@0.199	---	2024	---	---	---	---	2,708.80	0.165	0.2	55102010

## Suspension Status

13,191,620	0.620	---	---	---	04/08/2010	09/09/2002	5232	YALCO - CONSTANTINOU (CR)	0.16	---	~	0.16	30/05/2025	---	---	---	---	---	---	26032@0.162	---	---	---	---	---	---	2,110.66	0.16	0.16	40202020
17,579,754	4.16	---	---	---	18/08/2006	02/08/2010	---	BIOTER SA (CR)	0.206	---	~	0.206	30/05/2025	---	---	---	---	---	---	---	---	---	---	---	---	---	3,621.43	0.206	0.206	50101010
3,961,300	1.28	---	---	---	29/06/2004	03/08/2000	5248	DUROS SA (CR)	0.25	---	~	0.25	24/04/2023	---	---	---	---	---	---	---	---	---	---	---	---	---	990.33	0.25	0.25	40204020
15,842,391	1.51	---	---	---	15/07/2009	12/05/2000	5141	BITROS HOLDING SA (CR)	0.51	---	~	0.51	30/05/2025	---	---	---	---	---	---	---	---	---	---	---	---	---	8,079.62	0.51	0.51	55102010
28,438,268	0.070	---	---	---	21/08/2006	24/11/1999	5253	SPIROY AGRICULTURE SA (CR)	0.138	---	~	0.138	30/05/2025	---	---	---	---	---	---	---	---	---	---	---	---	---	3,924.48	0.138	0.138	45102010

## Shares' Notes

Code	Note text
( )	- Adjusted dividends.
*	- Last adjusted closing price.
[1]	- Net dividends.
[2]	- The "Date of Last Coupon" for New listings refers to the date company's stocks started to trade in Athex
[3]	- The Company Market Value is referred to the number of outstanding shares
[4]	- Sectors codification can be found in Appendix A
[5]	- The Market Value refers to the total number of shares listed (including their several classes) in the exchange by the company.
[6]	- P/E greater than 100
[7]	- Last view of the Order Book before the end of the trading session
[8]	- All Blocks Methods' Transactions Value are included.
5141	- Transfer to the Surveillance Category as of 10/05/2017.
5160	- Transfer to the Surveillance Category as of 15/04/2016.
5165	- Transfer to the Surveillance Category as of 15/02/2018.
5193	- Transfer to the Surveillance Category as of 25/10/2018.
5232	- Transfer to the Under Surveillance Category from 08/04/2011.
5248	- Transfer to the Surveillance Category as of 06/09/20116.
5253	- Transfer to the Surveillance Category as of 14/5/2021.

## Securities Blocks Details

Securities	Block Volume	Price	Block Trade Value	Time of approval	Note
BANK OF CYPRUS (CR)	194,382	9.02	1,753,325.64	10:38:00	20
NATIONAL BANK (CR)	45,837	15.07	690,763.59	10:42:57	20
CENERGY HOLDINGS (CB)	9,551	19.34	184,740.22	10:50:40	14
LAVIPHARM SA (CR)	100,000	1.43	143,000.00	11:12:45	20
NATIONAL BANK (CR)	254,260	14.28	3,630,832.80	11:17:58	20
AVAX S.A. (CR)	150,000	3.10	465,000.00	11:42:16	20
ALPHA BANK (CR)	250,000	3.73	933,500.00	12:08:59	20
EUROBANK (CR)	141,406	3.94	557,422.45	12:10:41	20
EUROBANK (CR)	200,000	3.95	790,000.00	12:26:52	20
NATIONAL BANK (CR)	100,000	15.00	1,500,000.00	13:41:29	20
GEK TERNA (CR)	17,452	39.62	691,448.24	14:22:06	20
ALPHA BANK (CR)	250,000	3.73	931,250.00	14:23:15	20
EUROBANK (CR)	400,000	3.95	1,581,200.00	14:46:18	20
AKTOR S.A. HOLDING CO. (CR)	25,000	10.20	255,000.00	15:20:09	20
BALLY'S INTRALOT (CR)	350,000	0.960	336,000.00	15:20:41	20
LAVIPHARM SA (CR)	50,000	1.41	70,500.00	15:35:41	20
OPTIMA BANK (CR)	25,000	9.00	225,000.00	15:46:03	20
OPTIMA BANK (CR)	100,000	9.00	900,000.00	15:47:11	20
LAVIPHARM SA (CR)	479,244	1.43	685,318.92	16:07:56	20
OPTIMA BANK (CR)	25,000	9.03	225,750.00	16:08:26	20
BALLY'S INTRALOT (CR)	400,000	0.970	388,000.00	16:10:23	20
AKTOR S.A. HOLDING CO. (CR)	31,000	10.70	331,700.00	16:11:00	20
OPTIMA BANK (CR)	25,000	9.08	227,000.00	16:16:12	20
LAVIPHARM SA (CR)	577	1.46	842.42	16:32:30	18
NATIONAL BANK (CR)	50,000	15.19	759,625.00	16:38:35	20
ALPHA BANK (CR)	424,821	3.75	1,593,503.57	16:59:16	20
NATIONAL BANK (CR)	187,381	14.99	2,808,841.19	16:59:58	20
EUROBANK (CR)	312,219	3.94	1,231,391.74	17:00:30	20
JUMBO SA (CR)	22,569	23.32	526,309.08	17:13:58	20
ALPHA BANK (CR)	803,871	3.79	3,049,082.70	17:17:41	20

## Blocks Notes

9 - Method 6-1 / Special Fees

10 - Method 6-1 / Special Fees, SDS

14 - Method 6-3 / Settlement, Incomplete Buy and Sell

18 - Method 6-2 / SPOT 1

19 - Method 6-2 / SPOT 2

20 - Method 6-1 and Method 6-1 Same Day Settlement

21 - Other Pre-agreed

## Shares Rights Details

Occurred date	Exercise from	Exercise until	Trading until	Rights	Price min	Price max	Closing price	Last Bid	Last Ask	Volume	Trades	Transactions Value
01/04/2026	08/04/2026	21/04/2026	16/04/2026	Y/KNOT INVEST S.A. (CR)	0.086	0.100	0.099	...	...	1,220,526	449	110,065.53

Forced Sales Details

Securities	Category of Security	Transactions Volume	Number of Trades	Transactions Value	Note
No Forced Transactions.					

Forced Sales Notes

- 1 - Compulsory Public Forced Sales
- 2 - Forced Sales of Fixed Registered Shares
- 3 - Forced Sales of Remaining Fractional Shares

## Exchange Traded Funds (ETFs) Characteristics

	Transactions Date (T)	Creation / Redemption	Units (T-1)	New Units (T-1)	Redemption Units (T-1)	Units (T) [1]	Fund Assets [2]	Net Unit Price	Dividend per Unit	Dividend Date
ALPHA ETF FTSE Athex Large Cap	14/04/2026	5,000	1,345,078	---	---	1,345,078	76,814,950.00	57.1082	1.15	01/07/2025

## ETFs Notes

[1] - Units (T) = Units (T-1) + New Units (T-1) - Redemption Units (T-1)

[2] - The Creation / Redemption Units of T-1 are included.

## Non Convertible Corporate Bonds - Regulated Market

Num Listed Bonds	Nominal price	Issue price	Today's Rate	Exp. Date	Duration (years)	Note	Coupon		Trading Unit	Corporate Bonds	Accrued Int.	Yield.T.Mat	Price min	Price max	Closing price	Previous closing price/date	Volume	Transactions Value	Last order		Date	ear min	Year max	
							Common	Preferred											Price	Buy / Sell				
150,000	1,000.00	1,000.00	2.65	22/10/2026	5	---	9	---	1	CPLP SHIPPING HOLDINGS PLC (Non Convertible)	12.9556	3.0980	99.4300	99.6000	99.5717	99.4300	09/04/2026	6,000	6,052.03	99.6000	B	14/04/2026	98.8100	100.5000
320,000	1,000.00	1,000.00	3.40	21/07/2027	7	---	12	---	1	LAMDA DEVELOPMENT S.A. (Non Convertible)	8.0278	3.5170	98.9500	99.0000	99.0000	98.8600	09/04/2026	69,000	68,862.41	98.9000	B	14/04/2026	97.5000	100.0000
200,000	1,000.00	1,000.00	1.90	23/03/2028	7	---	11	---	1	MOTOR OIL CORINTH REFINERIES SA (Non Convertible)	1.2667	3.1500	97.1000	97.2000	97.1115	97.1000	09/04/2026	41,000	39,867.63	97.0001	B	14/04/2026	96.8000	98.0000
150,000	1,000.00	1,000.00	2.60	22/10/2026	7	---	13	---	1	TERNA ENERGY FINANCE S.A. (Non Convertible)	12.7111	3.0160	99.3108	99.6500	99.5137	99.3110	07/04/2026	89,000	89,698.47	99.3108	B	14/04/2026	98.4189	99.7794
100,000	1,000.00	1,000.00	2.80	25/01/2027	5	---	9	---	1	PREMIA S.A. (Non Convertible)	6.2222	4.2390	98.5040	98.5040	98.5040	99.0140	09/04/2026	2,000	1,982.52	98.7010	B	14/04/2026	97.7000	99.5000
500,000	1,000.00	1,000.00	4.00	10/07/2030	7	---	6	---	1	METLEN ENERGY & METALS S.A. (Non Convertible)	10.4444	3.5970	99.7000	100.4567	100.0000	99.8500	09/04/2026	40,000	40,391.72	100.0000	B	14/04/2026	98.3000	101.4000
500,000	1,000.00	1,000.00	3.80	18/11/2032	7	---	1	---	1	LAMDA DEVELOPMENT S.A. (Non convertible)	15.7278	4.1200	97.9800	97.9999	97.9875	98.0000	09/04/2026	74,000	73,674.63	97.8500	B	14/04/2026	96.7229	99.9999
140,000	1,000.00	1,000.00	4.70	15/12/2030	5	---	1	---	1	AKTOR S.A. (Non convertible)	15.9278	3.9900	102.4299	102.9999	102.5817	102.2200	09/04/2026	127,000	132,301.56	101.0110	B	14/04/2026	100.6000	103.4900
500,000	1,000.00	1,000.00	3.20	29/09/2032	7	---	2	---	1	GEK TERNA S.A. (Non Convertible)	1.5111	3.8550	96.0000	96.3000	96.2182	95.8120	09/04/2026	11,000	10,600.62	95.8010	B	14/04/2026	94.0000	99.3790
500,000	1,000.00	1,000.00	2.75	03/07/2027	7	---	12	---	1	GEK TERNA S.A. (Non Convertible)	7.7153	3.5950	98.1000	98.4000	98.3138	98.0000	09/04/2026	106,000	105,030.47	98.2000	B	14/04/2026	97.7500	99.5000
300,000	1,000.00	1,000.00	2.30	20/07/2028	7	---	10	---	1	PRODEA REIC S.A.(Non Convertible)	5.4944	3.4320	96.7000	96.8000	96.7778	96.7000	09/04/2026	18,000	17,518.90	96.7100	B	14/04/2026	95.0000	97.5000
250,000	1,000.00	1,000.00	3.70	04/07/2032	7	---	2	---	1	AEGEAN AIRLINES S.A. (Non Convertible)	10.3806	3.8420	98.7091	98.7091	98.7091	98.7090	09/04/2026	1,000	997.47	98.7200	B	14/04/2026	98.0875	102.0999
250,000	1,000.00	1,000.00	2.45	16/11/2028	7	---	9	---	1	ELVALHALCOR S.A. (Non Convertible)	10.2083	3.6150	96.0000	96.5000	96.2500	96.2500	09/04/2026	44,000	42,774.17	96.2000	B	14/04/2026	94.9873	98.0000
120,000	1,000.00	1,000.00	2.65	06/12/2028	7	---	9	---	1	NOVAL PROPERTY REIC (Non Convertible)	9.4958	3.5590	96.0000	97.4907	96.7500	96.2500	09/04/2026	28,000	27,366.04	96.3550	B	14/04/2026	95.0000	99.9900
300,000	1,000.00	1,000.00	2.30	14/12/2028	7	---	9	---	1	GEK TERNA S.A. (Non Convertible)	7.7944	3.2230	96.8900	96.8900	96.8900	95.4790	09/04/2026	1,000	976.69	96.0000	B	14/04/2026	95.0000	97.2100
100,000	1,000.00	1,000.00	2.95	11/02/2027	5	---	9	---	1	SAFE BULKERS PARTICIPATIONS PLC (Non Convertible)	5.2444	3.7120	98.8000	99.0000	99.0000	98.8000	09/04/2026	13,000	12,918.18	99.0000	B	14/04/2026	97.8500	99.8500
100,000	1,000.00	1,000.00	4.40	26/07/2029	7	---	8	---	1	CPLP SHIPPING HOLDINGS PLC (Non Convertible)	9.7778	3.6540	100.3999	100.5000	100.4145	100.4000	09/04/2026	44,000	44,612.62	100.4300	B	14/04/2026	99.5100	102.8500
99,697	1,000.00	1,000.00	5.50	15/12/2028	5	---	5	---	1	IDEAL HOLDINGS S.A. (Non Convertible)	18.6389	3.7870	103.0000	103.0000	103.0000	103.2400	09/04/2026	15,000	15,729.58	102.8500	B	14/04/2026	101.4645	104.1000
200,000	1,000.00	1,000.00	4.25	23/01/2029	5	---	5	---	1	AUTOHELLAS S.A. (Non Convertible)	9.7986	3.7890	100.2500	100.2500	100.2500	100.9500	09/04/2026	6,000	6,073.79	100.1500	B	14/04/2026	99.5000	102.0000

## Corporate Bonds Notes

Transactions Volume = (Pieces) \* (Nominal Price). Transactions Value = (Pieces) \* (Nominal Price) \* (price %) + (Accrued interest).

The price of a Bond is stated as a percentage (%) of Bond's Nominal Price.

Nominal Price in Euros (€), except if it is noted differently.

## Non Convertible Corporate Bonds - Regulated Market

Num Listed Bonds	Nominal price	Issue price	Today's Rate	Exp. Date	Duration (years)	Note	Coupon		Trading Unit	Corporate Bonds	Accrued Int.	Yield.T.Mat	Price min	Price max	Closing price	Previous closing price/date	Volume	Transactions Value	Last order		ear min	Year max		
							Common	Preferred											Price	Buy / Sell			Date	
130,000	1,000.00	1,000.00	6.00	27/02/2029	5	---	5	---	1	INTRALOT S.A. (Non Convertible)	8.0000	4.4210	102.6000	102.6000	102.6000	102.6000	09/04/2026	14,000	14,476.00	102.1000	B	14/04/2026	101.0000	103.2200
250,000	1,000.00	1,000.00	3.75	25/02/2033	7	---	1	---	1	CAPITAL CLEAN ENERGY CARRIERS CORP. (Non Convert)	5.2083	4.1740	97.0000	97.9500	97.6000	97.7380	09/04/2026	44,000	43,151.87	97.3000	B	14/04/2026	95.0002	99.9895
150,000	1,000.00	1,000.00	4.10	08/04/2033	7	---	1	---	1	PREMIA REIC (Non Convertible)	0.9111	4.2070	99.3990	99.4000	99.3997	98.8220	09/04/2026	12,000	11,938.89	99.4000	B	14/04/2026	98.2110	99.5000

## Corporate Bonds Notes

Transactions Volume = (Pieces) \* (Nominal Price). Transactions Value = (Pieces) \* (Nominal Price) \* (price %) + (Accrued interest).

The price of a Bond is stated as a percentage (%) of Bond's Nominal Price.

Nominal Price in Euros (€), except if it is noted differently.

## Government Bonds

Number Listed Bonds	Nominal price	Today's Rate	Accrued Interest Calc	Exp. Date [1]	Duration (years)	Note	Coupons Date	Curr. coupon value	Trading Unit	Government Bonds	Price min	Price max	Closing price	Previous closing price/date	Volume	Transactions Value	Price	Last order Buy / Sell	Date
4,000,000	1,000.00	4.13	Actual/Actual	15/06/2054	30	---	15/06	4.13	1	GGB-FXD-150654-30Y-4.125-1.000	---	---	---	---	---	---	---	---	---
4,700,000	1,000.00	1.88	Actual/Actual	04/02/2035	15	---	04/02	1.88	1	GGB-FXD-040235-15Y-1.875-1.000	---	---	---	---	---	---	---	---	---
6,000,000	1,000.00	0.75	Actual/Actual	18/06/2031	10	---	18/06	0.75	1	GGB-FXD-180631-10Y-0.750-1.000	---	---	---	---	---	---	---	---	---
3,600,000	1,000.00	3.88	Actual/Actual	15/06/2028	5	---	15/06	3.88	1	GGB-FXD-150628-05Y-3.875-1.000	---	---	---	---	---	---	---	---	---
5,962,747,327	1.00	3.75	Actual/Actual	30/01/2028	10	---	/02 - 02/02 - 31/	3.75	1	GGB-FXD-300128-10Y-3.750-1.000	---	---	---	85.4610 13/07/2018	---	---	1.0000	B	28/11/2018
7,067,309,386	1.00	3.90	Actual/Actual	30/01/2033	15	---	/02 - 02/02 - 31/	3.90	1	GGB-FXD-300133-15Y-3.900-1.000	---	---	---	78.6730 13/07/2018	---	---	1.0000	B	28/11/2018
5,622,848,349	1.00	4.00	Actual/Actual	30/01/2037	19	---	/02 - 02/02 - 31/	4.00	1	GGB-FXD-300137-19Y-4.000-1.000	---	---	---	77.0370 13/07/2018	---	---	1.0000	B	28/11/2018
5,476,770,669	1.00	4.20	Actual/Actual	30/01/2042	24	---	/02 - 02/02 - 31/	4.20	1	GGB-FXD-300142-24Y-4.200-1.000	---	---	---	77.7640 13/07/2018	---	---	1.0000	B	28/11/2018
4,950,000	1,000.00	3.38	Actual/Actual	15/06/2034	10	---	15/06	3.38	1	GGB-FXD-150634-10Y-3.375-1.000	---	---	---	---	---	---	---	---	---
41,118,344	1.00	4.30	Actual/Actual	24/02/2027	15	---	24/02	4.30	1	GGB-FXD-240227-15Y-2.000-1.000	---	---	---	10.0000 22/06/2015	---	---	---	---	---
45,137,734	1.00	4.30	Actual/Actual	24/02/2028	16	---	24/02	4.30	1	GGB-FXD-240228-16Y-2.000-1.000	---	---	---	10.0000 22/06/2015	---	---	---	---	---
61,768,888	1.00	4.30	Actual/Actual	24/02/2029	17	---	24/02	4.30	1	GGB-FXD-240229-17Y-2.000-1.000	---	---	---	10.0000 22/06/2015	---	---	---	---	---
54,567,744	1.00	4.30	Actual/Actual	24/02/2030	18	---	24/02	4.30	1	GGB-FXD-240230-18Y-2.000-1.000	---	---	---	10.0000 22/06/2015	---	---	---	---	---
37,541,515	1.00	4.30	Actual/Actual	24/02/2031	19	---	24/02	4.30	1	GGB-FXD-240231-19Y-2.000-1.000	---	---	---	10.0000 22/06/2015	---	---	---	---	---
37,558,317	1.00	4.30	Actual/Actual	24/02/2032	20	---	24/02	4.30	1	GGB-FXD-240232-20Y-2.000-1.000	---	---	---	10.0000 22/06/2015	---	---	---	---	---
37,473,732	1.00	4.30	Actual/Actual	24/02/2033	21	---	24/02	4.30	1	GGB-FXD-240233-21Y-2.000-1.000	---	---	---	10.0000 22/06/2015	---	---	---	---	---
33,888,293	1.00	4.30	Actual/Actual	24/02/2034	22	---	24/02	4.30	1	GGB-FXD-240234-22Y-2.000-1.000	---	---	---	10.0000 22/06/2015	---	---	---	---	---
35,177,800	1.00	4.30	Actual/Actual	24/02/2035	23	---	24/02	4.30	1	GGB-FXD-240235-23Y-2.000-1.000	---	---	---	10.0000 22/06/2015	---	---	---	---	---
35,547,268	1.00	4.30	Actual/Actual	24/02/2036	24	---	24/02	4.30	1	GGB-FXD-240236-24Y-2.000-1.000	---	---	---	10.0000 22/06/2015	---	---	---	---	---
40,246,306	1.00	4.30	Actual/Actual	24/02/2037	25	---	24/02	4.30	1	GGB-FXD-240237-25Y-2.000-1.000	---	---	---	10.0000 22/06/2015	---	---	---	---	---
37,643,952	1.00	4.30	Actual/Actual	24/02/2038	26	---	24/02	4.30	1	GGB-FXD-240238-26Y-2.000-1.000	---	---	---	10.0000 22/06/2015	---	---	---	---	---
36,977,100	1.00	4.30	Actual/Actual	24/02/2039	27	---	24/02	4.30	1	GGB-FXD-240239-27Y-2.000-1.000	---	---	---	10.0000 22/06/2015	---	---	---	---	---
41,615,000	1.00	4.30	Actual/Actual	24/02/2040	28	---	24/02	4.30	1	GGB-FXD-240240-28Y-2.000-1.000	---	---	---	10.0000 22/06/2015	---	---	---	---	---
42,227,208	1.00	4.30	Actual/Actual	24/02/2041	29	---	24/02	4.30	1	GGB-FXD-240241-29Y-2.000-1.000	---	---	---	10.0000 22/06/2015	---	---	---	---	---
68,288,487	1.00	4.30	Actual/Actual	24/02/2042	30	---	24/02	4.30	1	GGB-FXD-240242-30Y-2.000-1.000	---	---	---	10.0000 22/06/2015	---	---	---	---	---
4,700,000	1,000.00	3.88	Actual/Actual	12/03/2029	10	---	12/03	3.88	1	GGB-FXD-120329-10Y-3.875-1.000	---	---	---	---	---	---	100.0000	B	15/10/2019
5,500,000	1,000.00	1.50	Actual/Actual	18/06/2030	10	---	18/06	1.50	1	GGB-FXD-180630-10Y-1.500-1.000	---	---	---	---	---	---	---	---	---
5,500,000	1,000.00	4.38	Actual/Actual	18/07/2038	15	---	18/07	4.38	1	GGB-FXD-180738-15Y-4.375-1.000	---	---	---	---	---	---	---	---	---
40,000	1,000.00	2.72	FLR Actual/360	18/09/2026	1	---	18/09 - 18/03	---	1	GGB-FLT-180926-01Y-2.717-1.000	---	---	---	---	---	---	---	---	---
4,300,000	1,000.00	3.38	Actual/Actual	16/06/2036	10	---	16/06	3.38	1	GGB-FXD-160636-10Y-3.375-1000.00	---	---	---	---	---	---	---	---	---
5,364,250	1,000.00	3.25	Actual/Actual	20/03/2050	30	---	20/03	3.25	1	GGB-FXD-200350-30Y-3.250-1.000	---	---	---	---	---	---	---	---	---
4,500,000	1,000.00	3.63	Actual/Actual	15/06/2035	10	---	15/06	3.63	1	GGB-FXD-150635-10Y-3.625-1000.00	---	---	---	---	---	---	---	---	---
3,924,361	1,000.00	2.00	Actual/Actual	22/04/2027	7	---	22/04	2.00	1	GGB-FXD-220427-07Y-2.000-1.000	---	---	---	---	---	---	99.9000	B	22/04/2020
2,298,012	1,000.00	1.88	Actual/Actual	23/07/2026	7	---	23/07	1.88	1	GGB-FXD-230726-07Y-1.875-1.000	---	---	---	---	---	---	---	---	---
4,900,000	1,000.00	4.25	Actual/Actual	15/06/2033	10	---	15/06	4.25	1	GGB-FXD-150633-10Y-4.250-1.000	---	---	---	---	---	---	---	---	---

## Government Bonds Notes

Transactions Volume = (Pieces) \* (Nominal Price). Transactions Value = (Pieces) \* (Nominal Price) \* (price %) + (Accrued interest).

The Value of current coupon for the issues with NV 0.01 euro refers to NV 100 euros

FLR: Floating Interest Rate.

[1] - The Expiration Date of the interest bearing period and the Date for coupon payment.

## Government Bonds

Number Listed Bonds	Nominal price	Today's Rate	Accrued Interest Calc	Exp. Date [1]	Duration (years)	Note	Coupons Date	Curr. coupon value	Trading Unit	Government Bonds	Price min	Price max	Closing price	Previous closing price/date	Volume	Transactions Value	Price	Last order Buy / Sell	Date
3,500,000	1,000.00	1.88	Actual/Actual	24/01/2052	30	---	24/01	1.88	1	GGB-FXD-240152-30Y-1.875-1.000	---	---	---	---	---	---	---	---	---
3,700,000	1,000.00	1.75	Actual/Actual	18/06/2032	10	---	18/06	1.75	1	GGB-FXD-180632-10Y-1.750-1.000	---	---	---	---	---	---	---	---	---
2,200,000	1,000.00	1.13	FLR Actual/360	15/12/2027	5	---	- 15/03 - 15/09 -	---	1	GGB-FLT-151227-05Y-1.130-1.000	---	---	---	---	---	---	102.1600	B	30/12/2022

## Government Bonds Notes

Transactions Volume = (Pieces) \* (Nominal Price). Transactions Value = (Pieces) \* (Nominal Price) \* (price %) + (Accrued interest).

The Value of current coupon for the issues with NV 0.01 euro refers to NV 100 euros

FLR: Floating Interest Rate.

[1] - The Expiration Date of the interest bearing period and the Date for coupon payment.

Treasury Bills & Zero Coupon Government Bonds

Issue Date	13-Week Maturity									26-Week Maturity									52-Week Maturity								
	Exp. Date	Initial Rate	Num Listed Bonds	Nominal price	Issue price	Last Trade Price	Last Trade Date	Volume Traded	Note	Exp. Date	Initial Rate	Num Listed Bonds	Nominal price	Issue price	Last Trade Price	Last Trade Date	Volume Traded	Note	Exp. Date	Initial Rate	Num Listed Bonds	Nominal price	Issue price	Last Trade Price	Last Trade Date	Volume Traded	Note
06/06/2025	---	---	---	---	---	---	---	---	---	---	---	---	---	---	---	---	---	---	06/06/2026	1.84	600,000	1,000.00	981.74	---	---	---	---
05/09/2025	---	---	---	---	---	---	---	---	---	---	---	---	---	---	---	---	---	---	04/09/2026	1.97	600,000	1,000.00	0.00	---	---	---	---
05/12/2025	---	---	---	---	---	---	---	---	---	---	---	---	---	---	---	---	---	---	04/12/2026	2.03	600,000	1,000.00	997.90	---	---	---	---
06/03/2026	---	---	---	---	---	---	---	---	---	---	---	---	---	---	---	---	---	---	05/03/2027	1.97	500,000	1,000.00	980.45	---	---	---	---

Bonds in Circulation	Currency / Min nominal traded Value	Coupons Payment Date	Current Coupon Value	Note	Coupon	Trading Unit	Issue Date	Duration (years)	Today's Interest	A.I.C in days	Bonds	Last price of previous days		Last Outcry in Cash (euro)			Trades in Pieces	Life min	Life Max
												Price	Buy / Sell	Price	Buy / Sell	Date			
<b>Corporate Bonds in Foreign Currency and Euro</b>																			
103,746	GBP / 10	01/12	0.25	---	67	1	01/12/1930	98	2.5	360	National Mortgage Bank	2.27	05/02/1996	2.27	S	05/02/1996	---	2.27	2.27
0	GBP / 10	01/12	0.25	---	69	1	01/12/1928	100	2.5	360	National Mortgage Bank	---	---	---	---	---	---	---	---

## Government Bonds Notes

A.I.C: Accrued Interest Calculation base.

FLR: Floating Interest Rate.

The minimum tradeable Nominal Value for all Demeterialised Government Titles is 100 Euros.

(μφρ-0)

Underlying Asset				Derivatives Market													
Price max	Price min	Closing price	change	Delivery Month	Open price	Price max	Price min	Last price	Closing price	Last Bid	Last Ask	Fixing price*	Life high	Life low	Trades	Volume	Open Interest
<b>FTSE/Athex Large Cap</b>				(Trade Unit: 1 Index Point x 2E, Cash Settlement)													
5,865.66	5,663.91	5,821.74	2.79%	April 2026	5,810.00	5,848.00	5,760.00	5,820.00	5,820.00	---	---	---	5,883.25	---	239	1,648	5,933
				May 2026	5,788.00	5,800.00	5,740.00	5,800.00	5,800.00	---	---	---	5,800.00	---	98	1,260	232
				June 2026	5,774.75	5,774.75	5,774.75	5,774.75	5,774.75	---	---	---	5,774.75	---	1	1	---
				September 2026	---	---	---	---	5,715.00	---	---	---	---	---	---	---	---
				December 2026	---	---	---	---	5,743.50	---	---	---	---	---	---	---	---
				March 2027	---	---	---	---	5,772.25	---	---	---	---	---	---	---	---
<b>FTSE/Athex Banks</b>				(Trade Unit: 1 Index Point x 15E, Cash Settlement)													
2,696.67	2,531.12	2,673.70	5.63%	June 2026	2,639.00	2,648.00	2,606.50	2,648.00	2,648.00	---	---	---	2,648.00	---	15	37	3,131
				September 2026	---	---	---	---	2,554.00	---	---	---	---	---	---	---	---
				December 2026	---	---	---	---	2,566.75	---	---	---	---	---	---	---	---
				March 2027	---	---	---	---	2,579.50	---	---	---	---	---	---	---	---
<b>MSCI GREECE REBASED</b>				(Trade Unit: 1 Index Point x 2E, Cash Settlement)													
9,558.16	9,036.37	9,415.98	4.20%	April 2026	---	---	---	---	8,954.50	---	---	---	9,279.50	---	---	---	---
				May 2026	9,435.75	9,435.75	9,435.75	9,435.75	9,435.75	---	---	---	9,435.75	---	3	30	---
				June 2026	---	---	---	---	9,072.00	---	---	---	---	---	---	---	---
				July 2026	---	---	---	---	9,086.00	---	---	---	---	---	---	---	---
				August 2026	---	---	---	---	9,103.75	---	---	---	---	---	---	---	---
				September 2026	---	---	---	---	9,117.75	---	---	---	---	---	---	---	---
				December 2026	---	---	---	---	9,163.50	---	---	---	---	---	---	---	---
				March 2027	---	---	---	---	9,209.00	---	---	---	---	---	---	---	---

Derivatives notes - <https://www.athexgroup.gr/en/market-data/statistics/eod-closing-prices/>

Fixing prices and final open positions can be retrieved from the following path <http://www.athexgroup.gr/en/market-data/statistics/eod-closing-prices>

Underlying Asset				Derivatives Market													
Price max	Price min	Closing price	change	Delivery Month	Open price	Price max	Price min	Last price	Closing price	Last Bid	Last Ask	Fixing price*	Life high	Life low	Trades	Volume	Open Interest
<b>ADMIE (IPTO) HOLDING S.A. (CR)</b>				(Contract Size: 100 Securities, Physical Delivery)													
3.095	3	3.06	1.32%	June 2026	3.04	3.07	3.04	3.07	3.07	---	---	---	3.07	---	4	21	8,104
				September 2026	---	---	---	---	3.05	---	---	---	---	---	---	---	---
				December 2026	---	---	---	---	3.06	---	---	---	---	---	---	---	---
				March 2027	---	---	---	---	3.08	---	---	---	---	---	---	---	---
<b>AEGEAN AIRLINES (CR)</b>				(Contract Size: 100 Securities, Physical Delivery)													
12.9	12.52	12.9	3.03%	June 2026	11.91	12.00	11.91	12.00	12.00	---	---	---	15.15	---	6	35	2,536
				September 2026	---	---	---	---	12.63	---	---	---	---	---	---	---	---
				December 2026	---	---	---	---	12.70	---	---	---	---	---	---	---	---
				March 2027	---	---	---	---	12.76	---	---	---	---	---	---	---	---
<b>AKTOR S.A. HOLDING CO. (CR)</b>				(Contract Size: 100 Securities, Physical Delivery)													
10.96	9.94	10.96	9.16%	June 2026	10.20	11.00	10.05	11.00	11.00	---	---	---	11.00	---	48	828	96,491
				September 2026	---	---	---	---	10.13	---	---	---	---	---	---	---	---
				December 2026	---	---	---	---	10.18	---	---	---	---	---	---	---	---
				March 2027	---	---	---	---	10.23	---	---	---	---	---	---	---	---
<b>Allwyn AG (CR)</b>				(Contract Size: 100 Securities, Physical Delivery)													
14.9	13.6	13.6	-5.56%	June 2026	14.80	14.80	13.63	13.80	13.80	---	---	---	15.54	---	328	910	4,181
				September 2026	---	---	---	---	14.53	---	---	---	---	---	---	---	---
				December 2026	---	---	---	---	14.60	---	---	---	---	---	---	---	---
				March 2027	---	---	---	---	14.68	---	---	---	---	---	---	---	---
<b>ALPHA BANK (CR)</b>				(Contract Size: 100 Securities, Physical Delivery)													
3.851	3.721	3.8	4.40%	June 2026	3.71	3.87	3.71	3.80	3.80	---	---	---	4.50	---	1,011	11,450	58,055
				September 2026	---	---	---	---	3.67	---	---	---	---	---	---	---	---
				December 2026	---	---	---	---	3.69	---	---	---	---	---	---	---	---
				March 2027	---	---	---	---	3.71	---	---	---	---	---	---	---	---
<b>ATHENS INTL AIRPORT (CR)</b>				(Contract Size: 100 Securities, Physical Delivery)													
10.99	10.67	10.82	1.41%	June 2026	10.21	10.25	10.21	10.22	10.22	---	---	---	11.47	---	6	32	240
				September 2026	---	---	---	---	10.77	---	---	---	---	---	---	---	---
				December 2026	---	---	---	---	10.82	---	---	---	---	---	---	---	---
				March 2027	---	---	---	---	10.87	---	---	---	---	---	---	---	---
<b>AUTOHELLAS SA (CR)</b>				(Contract Size: 100 Securities, Physical Delivery)													
12.26	11.88	12.18	2.53%	June 2026	---	---	---	---	11.14	---	---	---	11.16	---	---	---	126
				September 2026	---	---	---	---	11.99	---	---	---	---	---	---	---	---
				December 2026	---	---	---	---	12.05	---	---	---	---	---	---	---	---
				March 2027	---	---	---	---	12.11	---	---	---	---	---	---	---	---

Derivatives notes - <https://www.athexgroup.gr/en/market-data/statistics/eod-closing-prices/>

Fixing prices and final open positions can be retrieved from the following path <http://www.athexgroup.gr/en/market-data/statistics/eod-closing-prices>

Underlying Asset				Derivatives Market													
Price max	Price min	Closing price	change	Delivery Month	Open price	Price max	Price min	Last price	Closing price	Last Bid	Last Ask	Fixing price*	Life high	Life low	Trades	Volume	Open Interest
<b>AVAX S.A. (CR)</b>				(Contract Size: 100 Securities, Physical Delivery)													
3.21	3.075	3.195	4.93%	June 2026	3.10	3.21	3.10	3.20	3.20	---	---	---	3.24	---	26	219	2,225
				September 2026	---	---	---	---	3.07	---	---	---	---	---	---	---	---
				December 2026	---	---	---	---	3.09	---	---	---	---	---	---	---	---
				March 2027	---	---	---	---	3.10	---	---	---	---	---	---	---	---
<b>BALLY'S INTRALOT (CR)</b>				(Contract Size: 100 Securities, Physical Delivery)													
0.99	0.9565	0.99	3.23%	June 2026	0.970	0.994	0.960	0.990	0.990	---	---	---	1.10	---	35	10,547	1,267,847
				September 2026	---	---	---	---	0.968	---	---	---	---	---	---	---	---
				December 2026	---	---	---	---	0.972	---	---	---	---	---	---	---	---
				March 2027	---	---	---	---	0.977	---	---	---	---	---	---	---	---
<b>BANK OF CYPRUS (CR)</b>				(Contract Size: 100 Securities, Physical Delivery)													
9.315	8.915	9.3	5.68%	June 2026	8.82	8.82	8.82	8.82	8.82	---	---	---	9.07	---	1	5	942
				September 2026	---	---	---	---	8.88	---	---	---	---	---	---	---	---
				December 2026	---	---	---	---	8.92	---	---	---	---	---	---	---	---
				March 2027	---	---	---	---	8.97	---	---	---	---	---	---	---	---
<b>CC HBC AG (CR)</b>				(Contract Size: 100 Securities, Physical Delivery)													
51	50.3	50.7	1.40%	June 2026	---	---	---	---	49.18	---	---	---	52.01	---	---	---	113
				September 2026	---	---	---	---	50.45	---	---	---	---	---	---	---	---
				December 2026	---	---	---	---	50.70	---	---	---	---	---	---	---	---
				March 2027	---	---	---	---	50.96	---	---	---	---	---	---	---	---
<b>CENERGY HOLDINGS (CB)</b>				(Contract Size: 100 Securities, Physical Delivery)													
20.4	19.82	20.22	2.80%	June 2026	20.18	20.38	19.85	19.96	19.96	---	---	---	21.05	---	67	383	3,517
				September 2026	---	---	---	---	19.85	---	---	---	---	---	---	---	---
				December 2026	---	---	---	---	19.95	---	---	---	---	---	---	---	---
				March 2027	---	---	---	---	20.05	---	---	---	---	---	---	---	---
<b>CrediaBank (CR)</b>				(Contract Size: 100 Securities, Physical Delivery)													
1.156	1.11	1.156	6.06%	June 2026	1.12	1.17	1.12	1.17	1.17	---	---	---	1.38	---	632	4,148	65,632
				September 2026	---	---	---	---	1.10	---	---	---	---	---	---	---	---
				December 2026	---	---	---	---	1.11	---	---	---	---	---	---	---	---
				March 2027	---	---	---	---	1.11	---	---	---	---	---	---	---	---
<b>ELLAKTOR (CR)</b>				(Contract Size: 100 Securities, Physical Delivery)													
1.306	1.274	1.298	1.88%	June 2026	1.28	1.28	1.28	1.28	1.28	---	---	---	1.34	---	1	4	1,582
				September 2026	---	---	---	---	1.29	---	---	---	---	---	---	---	---
				December 2026	---	---	---	---	1.29	---	---	---	---	---	---	---	---
				March 2027	---	---	---	---	1.30	---	---	---	---	---	---	---	---

Derivatives notes - <https://www.athexgroup.gr/en/market-data/statistics/eod-closing-prices/>

Fixing prices and final open positions can be retrieved from the following path <http://www.athexgroup.gr/en/market-data/statistics/eod-closing-prices>

Underlying Asset				Derivatives Market													
Price max	Price min	Closing price	change	Delivery Month	Open price	Price max	Price min	Last price	Closing price	Last Bid	Last Ask	Fixing price*	Life high	Life low	Trades	Volume	Open Interest
<b>ELVALHALCOR (CR)</b>				(Contract Size: 100 Securities, Physical Delivery)													
4.15	3.965	4.085	3.03%	June 2026	4.00	4.13	4.00	4.10	4.10	---	---	---	4.13	---	50	216	2,561
				September 2026	---	---	---	---	4.00	---	---	---	---	---	---	---	---
				December 2026	---	---	---	---	4.02	---	---	---	---	---	---	---	---
				March 2027	---	---	---	---	4.04	---	---	---	---	---	---	---	---
<b>EUROBANK (CR)</b>				(Contract Size: 100 Securities, Physical Delivery)													
4.07	3.909	4.014	7.56%	June 2026	3.77	3.99	3.77	3.95	3.95	---	---	---	3.99	---	201	2,324	25,441
				September 2026	---	---	---	---	3.77	---	---	---	---	---	---	---	---
				December 2026	---	---	---	---	3.78	---	---	---	---	---	---	---	---
				March 2027	---	---	---	---	3.80	---	---	---	---	---	---	---	---
<b>EYDAP S.A. (CR)</b>				(Contract Size: 100 Securities, Physical Delivery)													
9.28	8.94	9.13	-0.76%	June 2026	9.26	9.26	9.04	9.24	9.24	---	---	---	9.55	---	16	57	12,784
				September 2026	---	---	---	---	9.28	---	---	---	---	---	---	---	---
				December 2026	---	---	---	---	9.33	---	---	---	---	---	---	---	---
				March 2027	---	---	---	---	9.38	---	---	---	---	---	---	---	---
<b>FOURLIS (CR)</b>				(Contract Size: 100 Securities, Physical Delivery)													
4.655	4.44	4.61	3.83%	June 2026	4.50	4.62	4.43	4.60	4.60	---	---	---	4.64	---	18	72	2,868
				September 2026	---	---	---	---	4.48	---	---	---	---	---	---	---	---
				December 2026	---	---	---	---	4.50	---	---	---	---	---	---	---	---
				March 2027	---	---	---	---	4.52	---	---	---	---	---	---	---	---
<b>GEK TERNA (CR)</b>				(Contract Size: 100 Securities, Physical Delivery)													
40.06	39.02	40.04	3.20%	June 2026	39.30	40.10	39.30	40.00	40.00	---	---	---	40.10	---	42	168	5,279
				September 2026	---	---	---	---	39.15	---	---	---	---	---	---	---	---
				December 2026	---	---	---	---	39.35	---	---	---	---	---	---	---	---
				March 2027	---	---	---	---	39.54	---	---	---	---	---	---	---	---
<b>HELLENIC EXCHANGES-A.S.E. (CR)</b>				(Contract Size: 100 Securities, Physical Delivery)													
7.12	6.98	7	0.00%	June 2026	---	---	---	---	6.93	---	---	---	7.14	---	---	---	326
				September 2026	---	---	---	---	7.06	---	---	---	---	---	---	---	---
				December 2026	---	---	---	---	7.10	---	---	---	---	---	---	---	---
				March 2027	---	---	---	---	7.13	---	---	---	---	---	---	---	---
<b>HELLENiQ ENERGY (CR)</b>				(Contract Size: 100 Securities, Physical Delivery)													
9.98	9.66	9.85	-0.20%	June 2026	9.90	9.90	9.72	9.74	9.74	---	---	---	10.55	---	7	16	4,201
				September 2026	---	---	---	---	9.96	---	---	---	---	---	---	---	---
				December 2026	---	---	---	---	10.01	---	---	---	---	---	---	---	---
				March 2027	---	---	---	---	10.06	---	---	---	---	---	---	---	---

Derivatives notes - <https://www.athexgroup.gr/en/market-data/statistics/eod-closing-prices/>

Fixing prices and final open positions can be retrieved from the following path <http://www.athexgroup.gr/en/market-data/statistics/eod-closing-prices>

Underlying Asset				Derivatives Market													
Price max	Price min	Closing price	change	Delivery Month	Open price	Price max	Price min	Last price	Closing price	Last Bid	Last Ask	Fixing price*	Life high	Life low	Trades	Volume	Open Interest
<b>INTRACOM HOLDINGS (CR)</b>				(Contract Size: 100 Securities, Physical Delivery)													
3.025	2.935	2.97	0.68%	June 2026	3.00	3.01	2.94	3.01	3.01	---	---	---	3.19	---	58	299	12,011
				September 2026	---	---	---	---	2.98	---	---	---	---	---	---	---	---
				December 2026	---	---	---	---	2.99	---	---	---	---	---	---	---	---
				March 2027	---	---	---	---	3.01	---	---	---	---	---	---	---	---
<b>JUMBO SA (CR)</b>				(Contract Size: 100 Securities, Physical Delivery)													
23.86	23.3	23.32	-0.51%	June 2026	23.74	23.74	23.49	23.51	23.51	---	---	---	25.68	---	38	192	3,869
				September 2026	---	---	---	---	23.65	---	---	---	---	---	---	---	---
				December 2026	---	---	---	---	23.77	---	---	---	---	---	---	---	---
				March 2027	---	---	---	---	23.89	---	---	---	---	---	---	---	---
<b>LAMDA DEVELOPMENT SA (CR)</b>				(Contract Size: 100 Securities, Physical Delivery)													
6.16	6.065	6.12	1.41%	June 2026	6.26	6.26	6.10	6.14	6.14	---	---	---	7.09	---	33	103	19,028
				September 2026	---	---	---	---	6.09	---	---	---	---	---	---	---	---
				December 2026	---	---	---	---	6.12	---	---	---	---	---	---	---	---
				March 2027	---	---	---	---	6.15	---	---	---	---	---	---	---	---
<b>METLEN PLC (CR)</b>				(Contract Size: 100 Securities, Physical Delivery)													
35.46	34.5	35.2	-2.49%	June 2026	34.80	35.77	34.71	35.77	35.77	---	---	---	47.90	---	222	836	13,372
				September 2026	---	---	---	---	36.42	---	---	---	---	---	---	---	---
				December 2026	---	---	---	---	36.61	---	---	---	---	---	---	---	---
				March 2027	---	---	---	---	36.79	---	---	---	---	---	---	---	---
<b>MIG (CR)</b>				(Contract Size: 100 Securities, Physical Delivery)													
3.23	3.14	3.19	2.24%	June 2026	---	---	---	---	3.19	---	---	---	3.43	---	---	---	143
				September 2026	---	---	---	---	3.15	---	---	---	---	---	---	---	---
				December 2026	---	---	---	---	3.16	---	---	---	---	---	---	---	---
				March 2027	---	---	---	---	3.18	---	---	---	---	---	---	---	---
<b>MOTOR OIL (CR)</b>				(Contract Size: 100 Securities, Physical Delivery)													
39.5	36.94	38	-1.20%	June 2026	38.32	38.32	37.20	37.56	37.56	---	---	---	39.97	---	17	47	259
				September 2026	---	---	---	---	38.81	---	---	---	---	---	---	---	---
				December 2026	---	---	---	---	39.00	---	---	---	---	---	---	---	---
				March 2027	---	---	---	---	39.20	---	---	---	---	---	---	---	---
<b>NATIONAL BANK (CR)</b>				(Contract Size: 100 Securities, Physical Delivery)													
15.2	14.825	15.13	5.95%	June 2026	14.65	15.00	14.64	15.00	15.00	---	---	---	15.76	---	153	995	11,344
				September 2026	---	---	---	---	14.41	---	---	---	---	---	---	---	---
				December 2026	---	---	---	---	14.48	---	---	---	---	---	---	---	---
				March 2027	---	---	---	---	14.55	---	---	---	---	---	---	---	---

Derivatives notes - <https://www.athexgroup.gr/en/market-data/statistics/eod-closing-prices/>

Fixing prices and final open positions can be retrieved from the following path <http://www.athexgroup.gr/en/market-data/statistics/eod-closing-prices>

Underlying Asset				Derivatives Market													
Price max	Price min	Closing price	change	Delivery Month	Open price	Price max	Price min	Last price	Closing price	Last Bid	Last Ask	Fixing price*	Life high	Life low	Trades	Volume	Open Interest
<b>OPTIMA BANK (CR)</b>				(Contract Size: 100 Securities, Physical Delivery)													
9.34	8.87	9.185	3.20%	June 2026	8.93	8.93	8.93	8.93	8.93	---	---	---	9.40	---	1	5	485
				September 2026	---	---	---	---	8.98	---	---	---	---	---	---	---	---
				December 2026	---	---	---	---	9.03	---	---	---	---	---	---	---	---
				March 2027	---	---	---	---	9.07	---	---	---	---	---	---	---	---
<b>OTE (CR)</b>				(Contract Size: 100 Securities, Physical Delivery)													
18.19	17.87	18.1	1.12%	June 2026	18.02	18.02	18.02	18.02	18.02	---	---	---	18.02	---	1	1	877
				September 2026	---	---	---	---	18.06	---	---	---	---	---	---	---	---
				December 2026	---	---	---	---	18.15	---	---	---	---	---	---	---	---
				March 2027	---	---	---	---	18.24	---	---	---	---	---	---	---	---
<b>P.P.A. S.A. (CR)</b>				(Contract Size: 100 Securities, Physical Delivery)													
38.95	37.9	38.95	2.36%	June 2026	---	---	---	---	39.46	---	---	---	38.56	---	---	---	40
				September 2026	---	---	---	---	38.39	---	---	---	---	---	---	---	---
				December 2026	---	---	---	---	38.58	---	---	---	---	---	---	---	---
				March 2027	---	---	---	---	38.78	---	---	---	---	---	---	---	---
<b>PIRAEUS BANK (CR)</b>				(Contract Size: 100 Securities, Physical Delivery)													
8.704	8.3	8.46	4.47%	June 2026	8.28	8.69	8.28	8.48	8.48	---	---	---	8.90	---	360	3,584	45,374
				September 2026	---	---	---	---	8.17	---	---	---	---	---	---	---	---
				December 2026	---	---	---	---	8.21	---	---	---	---	---	---	---	---
				March 2027	---	---	---	---	8.25	---	---	---	---	---	---	---	---
<b>PPC (CR)</b>				(Contract Size: 100 Securities, Physical Delivery)													
19.79	19.38	19.58	1.50%	June 2026	19.63	19.83	19.55	19.79	19.79	---	---	---	19.94	---	30	169	17,584
				September 2026	---	---	---	---	19.46	---	---	---	---	---	---	---	---
				December 2026	---	---	---	---	19.56	---	---	---	---	---	---	---	---
				March 2027	---	---	---	---	19.66	---	---	---	---	---	---	---	---
<b>QUEST HOLDINGS (CR)</b>				(Contract Size: 100 Securities, Physical Delivery)													
6.8	6.65	6.8	2.26%	June 2026	6.68	6.68	6.68	6.68	6.68	---	---	---	6.76	---	3	4	211
				September 2026	---	---	---	---	6.71	---	---	---	---	---	---	---	---
				December 2026	---	---	---	---	6.74	---	---	---	---	---	---	---	---
				March 2027	---	---	---	---	6.78	---	---	---	---	---	---	---	---
<b>TITAN (CB)</b>				(Contract Size: 100 Securities, Physical Delivery)													
50.3	48.16	48.9	0.58%	June 2026	49.80	49.82	48.49	48.49	48.49	---	---	---	49.82	---	10	26	327
				September 2026	---	---	---	---	49.06	---	---	---	---	---	---	---	---
				December 2026	---	---	---	---	49.30	---	---	---	---	---	---	---	---
				March 2027	---	---	---	---	49.55	---	---	---	---	---	---	---	---

Derivatives notes - <https://www.athexgroup.gr/en/market-data/statistics/eod-closing-prices/>

Fixing prices and final open positions can be retrieved from the following path <http://www.athexgroup.gr/en/market-data/statistics/eod-closing-prices>

Underlying Asset				Derivatives Market													
Price max	Price min	Closing price	change	Delivery Month	Open price	Price max	Price min	Last price	Closing price	Last Bid	Last Ask	Fixing price*	Life high	Life low	Trades	Volume	Open Interest
<b>VIOHALCO SA/NV (CB)</b>				(Contract Size: 100 Securities, Physical Delivery)													
14.26	13.6	14.2	5.18%	June 2026	13.85	14.25	13.66	14.20	14.20	---	---	---	14.85	---	70	237	2,034
				September 2026	---	---	---	---	13.62	---	---	---	---	---	---	---	---
				December 2026	---	---	---	---	13.69	---	---	---	---	---	---	---	---
				March 2027	---	---	---	---	13.76	---	---	---	---	---	---	---	---

Derivatives notes - <https://www.athexgroup.gr/en/market-data/statistics/eod-closing-prices/>

Fixing prices and final open positions can be retrieved from the following path <http://www.athexgroup.gr/en/market-data/statistics/eod-closing-prices>

FTSE/Athex Large Cap

(Trade Unit: 1 Index Point x 2€ - Exercise Style: European, Cash Settlement)

Exerise Price	Call Options														Put Options														Exerise Price				
	April 2026							May 2026							Other Months		April 2026							May 2026							Other Months		
	Open price	Price max	Price min	Last price	Closing price	Volume	Open Interest	Open price	Price max	Price min	Last price	Closing price	Volume	Open Interest	Volume	Open Interest	Open price	Price max	Price min	Last price	Closing price	Volume	Open Interest	Open price	Price max	Price min	Last price	Closing price		Volume	Open Interest	Volume	Open Interest
4,000	-	-	-	-	-	-	-	-	-	-	-	-	-	-	-	-	-	-	-	-	-	-	-	-	-	-	-	-	-	-	-	-	4,000
4,100	-	-	-	-	-	-	-	-	-	-	-	-	-	-	-	-	-	-	-	-	-	-	-	-	-	-	-	-	-	-	-	-	4,100
4,200	-	-	-	-	-	-	-	-	-	-	-	-	-	-	-	-	-	-	-	-	-	-	-	-	-	-	-	-	-	-	-	-	4,200
4,300	-	-	-	-	-	-	-	-	-	-	-	-	-	-	-	-	-	-	-	-	-	-	-	-	-	-	-	-	-	-	-	-	4,300
4,400	-	-	-	-	-	-	-	-	-	-	-	-	-	-	-	-	-	-	-	-	-	-	-	-	-	-	-	-	-	-	-	-	4,400
4,450	-	-	-	-	-	-	-	-	-	-	-	-	-	-	-	-	-	-	-	-	-	-	-	-	-	-	-	-	-	-	-	-	4,450
4,500	-	-	-	-	-	-	-	-	-	-	-	-	-	-	-	-	-	-	-	-	-	-	-	-	-	-	-	-	-	-	-	-	4,500
4,550	-	-	-	-	-	-	-	-	-	-	-	-	-	-	-	-	-	-	-	-	-	-	-	-	-	-	-	-	-	-	-	-	4,550
4,600	0.00	0.00	0.00	-	1,085.00	-	-	0.00	0.00	0.00	-	1,062.00	-	-	-	0.00	0.00	0.00	-	0.15	-	-	0.00	0.00	0.00	-	2.70	-	-	-	-	4,600	
4,650	0.00	0.00	0.00	-	1,035.00	-	-	0.00	0.00	0.00	-	1,013.00	-	-	-	0.00	0.00	0.00	-	0.29	-	-	0.00	0.00	0.00	-	3.70	-	-	-	-	4,650	
4,700	0.00	0.00	0.00	-	985.00	-	-	0.00	0.00	0.00	-	965.00	-	-	-	0.00	0.00	0.00	-	0.01	-	-	0.00	0.00	0.00	-	5.10	-	-	-	-	4,700	
4,750	0.00	0.00	0.00	-	935.00	-	-	0.00	0.00	0.00	-	916.00	-	-	-	0.00	0.00	0.00	-	0.01	-	-	0.00	0.00	0.00	-	6.80	-	-	-	-	4,750	
4,800	0.00	0.00	0.00	-	885.00	-	-	0.00	0.00	0.00	-	869.00	-	-	-	0.00	0.00	0.00	-	0.01	-	-	0.00	0.00	0.00	-	8.90	-	-	-	-	4,800	
4,850	0.00	0.00	0.00	-	835.00	-	-	0.00	0.00	0.00	-	821.00	-	-	-	0.00	0.00	0.00	-	0.03	-	-	0.00	0.00	0.00	-	11.50	-	-	-	-	4,850	
4,900	0.00	0.00	0.00	-	785.00	-	-	0.00	0.00	0.00	-	775.00	-	-	-	0.00	0.00	0.00	-	0.08	-	8	0.00	0.00	0.00	-	15.00	-	-	-	-	4,900	
4,950	0.00	0.00	0.00	-	735.00	-	-	0.00	0.00	0.00	-	729.00	-	-	-	0.00	0.00	0.00	-	0.16	-	15	0.00	0.00	0.00	-	19.00	-	1	-	-	4,950	
5,000	0.00	0.00	0.00	-	685.00	-	-	0.00	0.00	0.00	-	684.00	-	-	-	0.00	0.00	0.00	-	0.32	-	15	0.00	0.00	0.00	-	23.75	-	-	-	-	5,000	
5,050	0.00	0.00	0.00	-	636.00	-	60	0.00	0.00	0.00	-	640.00	-	33	-	0.00	0.00	0.00	-	0.61	-	117	0.00	0.00	0.00	-	29.75	-	60	-	-	5,050	
5,100	0.00	0.00	0.00	-	586.00	-	30	0.00	0.00	0.00	-	597.00	-	50	-	0.00	0.00	0.00	-	1.10	-	78	0.00	0.00	0.00	-	36.75	-	-	-	-	5,100	
5,150	0.00	0.00	0.00	-	537.00	-	90	0.00	0.00	0.00	-	555.00	-	51	-	0.00	0.00	0.00	-	2.00	-	100	0.00	0.00	0.00	-	44.75	-	45	-	-	5,150	
5,200	0.00	0.00	0.00	-	488.00	-	62	0.00	0.00	0.00	-	515.00	-	45	-	0.00	0.00	0.00	-	3.40	-	63	0.00	0.00	0.00	-	54.00	-	90	-	-	5,200	
5,250	0.00	0.00	0.00	-	441.00	-	61	0.00	0.00	0.00	-	476.00	-	32	-	0.00	0.00	0.00	-	5.50	-	133	0.00	0.00	0.00	-	65.00	-	150	-	-	5,250	
5,300	0.00	0.00	0.00	-	394.00	-	90	0.00	0.00	0.00	-	438.00	-	30	-	0.00	0.00	0.00	-	8.70	-	87	0.00	0.00	0.00	-	77.50	-	120	-	-	5,300	
5,350	0.00	0.00	0.00	-	348.00	-	93	0.00	0.00	0.00	-	402.00	-	30	-	0.00	0.00	0.00	-	13.25	-	90	0.00	0.00	0.00	-	91.00	-	30	-	-	5,350	
5,400	0.00	0.00	0.00	-	305.00	-	153	0.00	0.00	0.00	-	368.00	-	30	-	0.00	0.00	0.00	-	19.75	-	63	0.00	0.00	0.00	-	107.00	-	32	-	-	5,400	
5,450	0.00	0.00	0.00	-	264.00	-	103	0.00	0.00	0.00	-	335.00	-	30	-	0.00	0.00	0.00	-	28.25	-	122	0.00	0.00	0.00	-	124.00	-	61	-	-	5,450	
5,500	0.00	0.00	0.00	-	225.00	-	115	0.00	0.00	0.00	-	304.00	-	30	-	0.00	0.00	0.00	-	39.75	-	121	0.00	0.00	0.00	-	143.00	-	30	-	-	5,500	
5,550	0.00	0.00	0.00	-	189.00	-	33	0.00	0.00	0.00	-	275.00	-	-	-	14.00	0.00	14.00	14.00	14.00	14.00	1	119	0.00	0.00	0.00	-	164.00	-	-	-	-	5,550
5,600	0.00	0.00	0.00	-	157.00	-	35	0.00	0.00	0.00	-	248.00	-	-	-	20.00	0.00	20.00	20.00	20.00	20.00	5	4	0.00	0.00	0.00	-	187.00	-	-	-	-	5,600
5,650	0.00	0.00	0.00	-	128.00	-	-	0.00	0.00	0.00	-	223.00	-	60	-	0.00	0.00	0.00	-	92.50	-	30	0.00	0.00	0.00	-	211.00	-	-	-	-	5,650	
5,700	110.00	140.00	110.00	140.00	140.00	38	5	226.00	226.00	226.00	226.00	226.00	30	-	-	35.75	140.00	7.00	23.00	23.00	23.00	16	124	0.00	0.00	0.00	-	238.00	-	1	-	-	5,700
5,750	83.50	90.50	83.50	90.50	90.50	35	37	209.00	209.00	209.00	209.00	209.00	30	-	-	53.00	90.50	16.00	16.00	16.00	16.00	32	35	194.00	199.00	183.00	183.00	183.00	120	6	-	-	5,750
5,800	55.00	62.50	55.00	62.50	62.50	20	100	178.00	178.00	178.00	178.00	178.00	30	1	-	65.50	62.50	61.00	61.00	61.00	61.00	15	64	216.00	216.00	216.00	216.00	216.00	30	-	-	-	5,800
5,850	41.50	41.50	41.50	41.50	41.50	2	92	157.00	166.00	157.00	165.00	165.00	90	-	-	110.00	41.50	88.00	88.00	88.00	88.00	122	31	250.00	250.00	235.00	235.00	235.00	60	-	-	-	5,850
5,900	0.00	0.00	0.00	-	35.75	-	60	145.00	145.00	145.00	145.00	145.00	5	-	-	0.00	0.00	0.00	-	250.00	-	30	0.00	0.00	0.00	-	361.00	-	-	-	-	5,900	
5,950	0.00	0.00	0.00	-	26.25	-	-	0.00	0.00	0.00	-	108.00	-	-	-	0.00	0.00	0.00	-	291.00	-	-	0.00	0.00	0.00	-	396.00	-	-	-	-	5,950	

FTSE/Athex Large Cap

(Trade Unit: 1 Index Point x 2€ - Exercise Style: European, Cash Settlement)

Call Options															Put Options																		
Exercise Price	April 2026						May 2026						Other Months		April 2026					May 2026					Other Months		Exercise Price						
	Open price	Price max	Price min	Last price	Closing price	Volume	Open Interest	Open price	Price max	Price min	Last price	Closing price	Volume	Open Interest	Volume	Open Interest	Open price	Price max	Price min	Last price	Closing price	Volume	Open Interest	Open price	Price max	Price min		Last price	Closing price	Volume	Open Interest	Volume	Open Interest
6,000	0.00	0.00	0.00	-	18.75	-	-	0.00	0.00	0.00	-	94.00	-	-			0.00	0.00	0.00	-	333.00	-	-	0.00	0.00	0.00	-	432.00	-	-			6,000
6,050	0.00	0.00	0.00	-	13.25	-	-	0.00	0.00	0.00	-	82.00	-	-			0.00	0.00	0.00	-	378.00	-	-	0.00	0.00	0.00	-	470.00	-	-			6,050
6,100	0.00	0.00	0.00	-	9.20	-	-	0.00	0.00	0.00	-	71.00	-	-			0.00	0.00	0.00	-	424.00	-	-	0.00	0.00	0.00	-	509.00	-	-			6,100
6,150	0.00	0.00	0.00	-	6.30	-	-	0.00	0.00	0.00	-	61.50	-	-			0.00	0.00	0.00	-	471.00	-	-	0.00	0.00	0.00	-	549.00	-	-			6,150
6,200	0.00	0.00	0.00	-	4.20	-	-	0.00	0.00	0.00	-	53.00	-	-			0.00	0.00	0.00	-	519.00	-	-	0.00	0.00	0.00	-	590.00	-	-			6,200
6,250	0.00	0.00	0.00	-	2.70	-	-	0.00	0.00	0.00	-	45.25	-	-			0.00	0.00	0.00	-	567.00	-	-	0.00	0.00	0.00	-	633.00	-	-			6,250
6,300	0.00	0.00	0.00	-	1.80	-	-	0.00	0.00	0.00	-	38.75	-	-			0.00	0.00	0.00	-	616.00	-	-	0.00	0.00	0.00	-	676.00	-	-			6,300
6,350	0.00	0.00	0.00	-	1.10	-	-	0.00	0.00	0.00	-	33.00	-	-			0.00	0.00	0.00	-	666.00	-	-	0.00	0.00	0.00	-	720.00	-	-			6,350
6,400	0.00	0.00	0.00	-	0.69	-	-	-	-	-	-	-	-	-			0.00	0.00	0.00	-	715.00	-	-	-	-	-	-	-	-	-			6,400
6,450	0.00	0.00	0.00	-	0.42	-	-	-	-	-	-	-	-	-			0.00	0.00	0.00	-	765.00	-	-	-	-	-	-	-	-	-			6,450
6,500	0.00	0.00	0.00	-	0.25	-	-	-	-	-	-	-	-	-			0.00	0.00	0.00	-	815.00	-	-	-	-	-	-	-	-	-			6,500
6,550	0.00	0.00	0.00	-	0.15	-	-	-	-	-	-	-	-	-			0.00	0.00	0.00	-	865.00	-	-	-	-	-	-	-	-	-			6,550
6,600	0.00	0.00	0.00	-	0.08	-	-	-	-	-	-	-	-	-			0.00	0.00	0.00	-	914.00	-	-	-	-	-	-	-	-	-			6,600
6,650	0.00	0.00	0.00	-	0.05	-	-	-	-	-	-	-	-	-			0.00	0.00	0.00	-	964.00	-	-	-	-	-	-	-	-	-			6,650
Totals:						95	1,219							185	422	0	0						191	1,449						210	626	0	0
Number of Trades:						11							7	0						24						7	0						

Allwyn AG (CR)

(Contract Size: 100 Securities, Exercise Style: American, Physical Delivery)

Call Options														Put Options																			
April 2026							May 2026							Other Months		April 2026							May 2026							Other Months		Exercise Price	
Open price	Price max	Price min	Last price	Closing price	Volume	Open Interest	Open price	Price max	Price min	Last price	Closing price	Volume	Open Interest	Volume	Open Interest	Open price	Price max	Price min	Last price	Closing price	Volume	Open Interest	Open price	Price max	Price min	Last price	Closing price	Volume	Open Interest	Volume	Open Interest		
9.000	0.000	0.000	0.000	5.40	-	-	0.000	0.000	0.000	5.42	-	-			0.000	0.000	0.000	0.001	-	-			0.000	0.000	0.000	0.001	-	-			0.090		
9.250	0.000	0.000	0.000	5.15	-	-	0.000	0.000	0.000	5.17	-	-			0.000	0.000	0.000	0.001	-	-			0.000	0.000	0.000	0.002	-	-			0.093		
9.500	0.000	0.000	0.000	4.90	-	-	0.000	0.000	0.000	4.92	-	-			0.000	0.000	0.000	0.001	-	-			0.000	0.000	0.000	0.004	-	-			0.095		
9.750	0.000	0.000	0.000	4.65	-	-	0.000	0.000	0.000	4.67	-	-			0.000	0.000	0.000	0.001	-	-			0.000	0.000	0.000	0.007	-	-			0.098		
10.000	0.000	0.000	0.000	4.40	-	-	0.000	0.000	0.000	4.42	-	-			0.000	0.000	0.000	0.001	-	-			0.000	0.000	0.000	0.001	-	-			0.100		
10.500	0.000	0.000	0.000	3.90	-	-	0.000	0.000	0.000	3.92	-	-			0.000	0.000	0.000	0.001	-	-			0.000	0.000	0.000	0.002	-	-			0.105		
11.000	0.000	0.000	0.000	3.40	-	-	0.000	0.000	0.000	3.42	-	-			0.000	0.000	0.000	0.002	-	-			0.000	0.000	0.000	0.002	-	-			0.110		
11.500	0.000	0.000	0.000	2.91	-	-	0.000	0.000	0.000	2.93	-	-			0.000	0.000	0.000	0.010	-	-			0.000	0.000	0.000	0.006	-	-			0.115		
12.000	0.000	0.000	0.000	2.41	-	-	0.000	0.000	0.000	2.44	-	-			0.000	0.000	0.000	0.002	-	-			0.000	0.000	0.000	0.019	-	-			0.120		
12.500	0.000	0.000	0.000	1.91	-	-	0.000	0.000	0.000	1.98	-	-			0.000	0.000	0.000	0.003	-	-			0.000	0.000	0.000	0.050	-	-			0.125		
13.000	0.000	0.000	0.000	1.41	-	-	0.000	0.000	0.000	1.54	-	-			0.000	0.000	0.000	0.004	-	-			0.000	0.000	0.000	0.115	-	-			0.130		
13.500	0.000	0.000	0.000	0.934	-	-	0.000	0.000	0.000	1.15	-	15			0.000	0.000	0.000	0.028	-	15			0.000	0.000	0.000	0.224	-	-			0.135		
14.000	0.000	0.000	0.000	0.523	-	-	0.000	0.000	0.000	0.818	-	15			0.000	0.000	0.000	0.117	-	45			0.000	0.000	0.000	0.391	-	-			0.140		
14.500	0.000	0.000	0.000	0.236	-	-	0.000	0.000	0.000	0.558	-	15			0.530	0.530	0.485	0.485	0.485	13	73			0.000	0.000	0.000	0.631	-	-			0.145	
15.000	0.000	0.000	0.000	0.079	-	60	0.000	0.000	0.000	0.361	-	30			0.000	0.000	0.000	0.674	-	90			0.000	0.000	0.000	0.935	-	-			0.150		
15.500	0.000	0.000	0.000	0.021	-	75	0.046	0.046	0.046	0.046	0.046	15	15			0.000	0.000	0.000	1.12	-	5			0.000	0.000	0.000	1.30	-	-			0.155	
16.000	0.000	0.000	0.000	0.004	-	-	0.000	0.000	0.000	0.129	-	-			0.000	0.000	0.000	1.60	-	-			0.000	0.000	0.000	1.70	-	-			0.160		
16.500	0.000	0.000	0.000	0.012	-	-	0.000	0.000	0.000	0.071	-	-			0.000	0.000	0.000	2.10	-	-			0.000	0.000	0.000	2.15	-	-			0.165		
17.000	0.000	0.000	0.000	0.002	-	-	0.000	0.000	0.000	0.037	-	-			0.000	0.000	0.000	2.60	-	-			0.000	0.000	0.000	2.62	-	-			0.170		
17.500	0.000	0.000	0.000	0.005	-	-	0.000	0.000	0.000	0.019	-	-			0.000	0.000	0.000	3.10	-	-			0.000	0.000	0.000	3.10	-	-			0.175		
18.000	0.000	0.000	0.000	0.001	-	-	0.000	0.000	0.000	0.009	-	-			0.000	0.000	0.000	3.60	-	-			0.000	0.000	0.000	3.60	-	-			0.180		
18.500	0.000	0.000	0.000	0.001	-	-	0.000	0.000	0.000	0.004	-	-			0.000	0.000	0.000	4.10	-	-			0.000	0.000	0.000	4.10	-	-			0.185		
19.000	0.000	0.000	0.000	0.001	-	-	0.000	0.000	0.000	0.002	-	-			0.000	0.000	0.000	4.60	-	50			0.000	0.000	0.000	4.60	-	-			0.190		
19.500	0.000	0.000	0.000	0.001	-	-	0.000	0.000	0.000	0.001	-	-			0.000	0.000	0.000	5.10	-	50			0.000	0.000	0.000	5.10	-	-			0.195		
20.000	0.000	0.000	0.000	0.001	-	-	0.000	0.000	0.000	0.001	-	-			0.000	0.000	0.000	5.60	-	-			0.000	0.000	0.000	5.60	-	-			0.200		
21.000	0.000	0.000	0.000	0.001	-	-	0.000	0.000	0.000	0.001	-	-			0.000	0.000	0.000	6.60	-	-			0.000	0.000	0.000	6.60	-	-			0.210		
22.000	0.000	0.000	0.000	0.001	-	-	0.000	0.000	0.000	0.001	-	-			0.000	0.000	0.000	7.60	-	-			0.000	0.000	0.000	7.60	-	-			0.220		
23.000	0.000	0.000	0.000	0.001	-	-	0.000	0.000	0.000	0.001	-	-			0.000	0.000	0.000	8.60	-	-			0.000	0.000	0.000	8.60	-	-			0.230		
24.000	0.000	0.000	0.000	0.001	-	-					-	-			0.000	0.000	0.000	9.60	-	-						-	-					0.240	
25.000	0.000	0.000	0.000	0.001	-	-					-	-			0.000	0.000	0.000	10.60	-	-						-	-					0.250	
26.000	0.000	0.000	0.000	0.001	-	-					-	-			0.000	0.000	0.000	11.60	-	-						-	-					0.260	
27.000					-	-					-	-															-	-					0.270
28.000					-	-					-	-															-	-					0.280
29.000					-	-					-	-															-	-					0.290
30.000					-	-					-	-															-	-					0.300

Allwyn AG (CR)

(Contract Size: 100 Securities, Exercise Style: American, Physical Delivery)

	Call Options														Put Options																		
	April 2026							May 2026							Other Months		April 2026							May 2026							Other Months		
Exercise Price	Open price	Price max	Price min	Last price	Closing price	Volume	Open Interest	Open price	Price max	Price min	Last price	Closing price	Volume	Open Interest	Volume	Open Interest	Open price	Price max	Price min	Last price	Closing price	Volume	Open Interest	Open price	Price max	Price min	Last price	Closing price	Volume	Open Interest	Volume	Open Interest	Exercise Price
Totals:						0	135						15	90	0	0						0	328						0	60	0	0	
Number of Trades:						0							1		0							2.00						0		0			

ALPHA BANK (CR)

(Contract Size: 100 Securities, Exercise Style: American, Physical Delivery)

Call Options														Put Options																		
April 2026							May 2026							Other Months		April 2026							May 2026							Other Months		Exercise Price
Open price	Price max	Price min	Last price	Closing price	Volume	Open Interest	Open price	Price max	Price min	Last price	Closing price	Volume	Open Interest	Volume	Open Interest	Open price	Price max	Price min	Last price	Closing price	Volume	Open Interest	Open price	Price max	Price min	Last price	Closing price	Volume	Open Interest	Volume	Open Interest	
2.000	0.000	0.000	0.000	1.64	-	-	0.000	0.000	0.000	1.64	-	-				0.000	0.000	0.000	0.001	-	-	0.000	0.000	0.000	0.001	-	-				0.020	
2.100	0.000	0.000	0.000	1.54	-	-	0.000	0.000	0.000	1.54	-	-				0.000	0.000	0.000	0.001	-	-	0.000	0.000	0.000	0.001	-	-				0.021	
2.200	0.000	0.000	0.000	1.44	-	-	0.000	0.000	0.000	1.44	-	-				0.000	0.000	0.000	0.001	-	-	0.000	0.000	0.000	0.001	-	-				0.022	
2.300	0.000	0.000	0.000	1.34	-	-	0.000	0.000	0.000	1.34	-	-				0.000	0.000	0.000	0.001	-	-	0.000	0.000	0.000	0.001	-	-				0.023	
2.400	0.000	0.000	0.000	1.24	-	-	0.000	0.000	0.000	1.24	-	-				0.000	0.000	0.000	0.003	-	-	0.000	0.000	0.000	0.001	-	-				0.024	
2.500	0.000	0.000	0.000	1.14	-	-	0.000	0.000	0.000	1.15	-	-				0.000	0.000	0.000	0.001	-	-	0.000	0.000	0.000	0.002	-	-				0.025	
2.600	0.000	0.000	0.000	1.04	-	-	0.000	0.000	0.000	1.05	-	-				0.000	0.000	0.000	0.001	-	-	0.000	0.000	0.000	0.004	-	-				0.026	
2.700	0.000	0.000	0.000	0.941	-	-	0.000	0.000	0.000	0.946	-	-				0.000	0.000	0.000	0.002	-	-	0.000	0.000	0.000	0.001	-	-				0.027	
2.800	0.000	0.000	0.000	0.841	-	-	0.000	0.000	0.000	0.847	-	-				0.000	0.000	0.000	0.004	-	-	0.000	0.000	0.000	0.002	-	-				0.028	
2.900	0.000	0.000	0.000	0.741	-	-	0.000	0.000	0.000	0.750	-	-				0.000	0.000	0.000	0.001	-	-	0.000	0.000	0.000	0.004	-	-				0.029	
3.000	0.000	0.000	0.000	0.641	-	-	0.000	0.000	0.000	0.655	-	-				0.000	0.000	0.000	0.001	-	10	0.000	0.000	0.000	0.009	-	-				0.030	
3.100	0.000	0.000	0.000	0.541	-	-	0.000	0.000	0.000	0.563	-	4				0.000	0.000	0.000	0.012	-	-	0.000	0.000	0.000	0.017	-	-				0.031	
3.200	0.000	0.000	0.000	0.442	-	-	0.000	0.000	0.000	0.475	-	-				0.000	0.000	0.000	0.001	-	64	0.000	0.000	0.000	0.029	-	-				0.032	
3.300	0.000	0.000	0.000	0.344	-	-	0.000	0.000	0.000	0.394	-	15				0.000	0.000	0.000	0.003	-	-	0.000	0.000	0.000	0.047	-	-				0.033	
3.400	0.000	0.000	0.000	0.251	-	-	0.000	0.000	0.000	0.319	-	-				0.000	0.000	0.000	0.010	-	-	0.000	0.000	0.000	0.073	-	-				0.034	
3.500	0.000	0.000	0.000	0.169	-	-	0.000	0.000	0.000	0.254	-	-				0.000	0.000	0.000	0.027	-	-	0.000	0.000	0.000	0.108	-	-				0.035	
3.600	0.000	0.000	0.000	0.102	-	-	0.000	0.000	0.000	0.199	-	-				0.000	0.000	0.000	0.061	-	-	0.000	0.000	0.000	0.152	-	-				0.036	
3.700	0.000	0.000	0.000	0.055	-	5	0.000	0.000	0.000	0.152	-	-				0.000	0.000	0.000	0.113	-	-	0.000	0.000	0.000	0.205	-	-				0.037	
3.800	0.000	0.000	0.000	0.026	-	-	0.000	0.000	0.000	0.113	-	-				0.000	0.000	0.000	0.185	-	-	0.000	0.000	0.000	0.266	-	-				0.038	
3.900	0.000	0.000	0.000	0.011	-	-	0.000	0.000	0.000	0.081	-	-				0.000	0.000	0.000	0.269	-	-	0.000	0.000	0.000	0.334	-	-				0.039	
4.000	0.000	0.000	0.000	0.004	-	-	0.000	0.000	0.000	0.058	-	-				0.000	0.000	0.000	0.363	-	-	0.000	0.000	0.000	0.412	-	-				0.040	
4.250	0.000	0.000	0.000	0.006	-	-	0.000	0.000	0.000	0.023	-	-				0.000	0.000	0.000	0.610	-	-	0.000	0.000	0.000	0.627	-	-				0.043	
4.400					-	-					-	-								-	-					-	-				0.044	
4.500	0.000	0.000	0.000	0.001	-	-	0.000	0.000	0.000	0.008	-	-				0.000	0.000	0.000	0.860	-	-	0.000	0.000	0.000	0.863	-	-				0.045	
4.750	0.000	0.000	0.000	0.003	-	-	0.000	0.000	0.000	0.002	-	-				0.000	0.000	0.000	1.11	-	-	0.000	0.000	0.000	1.11	-	-				0.048	
4.800					-	-					-	-								-	-					-	-				0.048	
5.000	0.000	0.000	0.000	0.001	-	-	0.000	0.000	0.000	0.001	-	-				0.000	0.000	0.000	1.36	-	-	0.000	0.000	0.000	1.36	-	-				0.050	
5.250	0.000	0.000	0.000	0.001	-	-	0.000	0.000	0.000	0.001	-	-				0.000	0.000	0.000	1.61	-	-	0.000	0.000	0.000	1.61	-	-				0.053	
5.500	0.000	0.000	0.000	0.001	-	-	0.000	0.000	0.000	0.001	-	-				0.000	0.000	0.000	1.86	-	-	0.000	0.000	0.000	1.86	-	-				0.055	
5.750	0.000	0.000	0.000	0.001	-	-	0.000	0.000	0.000	0.001	-	-				0.000	0.000	0.000	2.11	-	-	0.000	0.000	0.000	2.11	-	-				0.058	
6.000	0.000	0.000	0.000	0.001	-	-	0.000	0.000	0.000	0.001	-	-				0.000	0.000	0.000	2.36	-	-	0.000	0.000	0.000	2.36	-	-				0.060	
6.250	0.000	0.000	0.000	0.001	-	-	0.000	0.000	0.000	0.001	-	-				0.000	0.000	0.000	2.61	-	-	0.000	0.000	0.000	2.61	-	-				0.063	
6.500	0.000	0.000	0.000	0.001	-	-					-	-				0.000	0.000	0.000	2.86	-	-					-	-				0.065	
6.750	0.000	0.000	0.000	0.001	-	-					-	-				0.000	0.000	0.000	3.11	-	-					-	-				0.068	
7.000	0.000	0.000	0.000	0.001	-	-					-	-				0.000	0.000	0.000	3.36	-	-					-	-				0.070	

ALPHA BANK (CR)

(Contract Size: 100 Securities, Exercise Style: American, Physical Delivery)

		Call Options														Put Options																					
		April 2026						May 2026						Other Months		April 2026						May 2026						Other Months									
Exercise Price	Open price	Price max	Price min	Last price	Closing price	Volume	Open Interest	Open price	Price max	Price min	Last price	Closing price	Volume	Open Interest	Volume	Open Interest	Open price	Price max	Price min	Last price	Closing price	Volume	Open Interest	Open price	Price max	Price min	Last price	Closing price	Volume	Open Interest	Volume	Open Interest	Exercise Price				
Totals:						0	5							0	19	0	0							0	74							0	0	0	0		
Number of Trades:							0							0			0							0.00							0			0			

NATIONAL BANK (CR)

(Contract Size: 100 Securities, Exercise Style: American, Physical Delivery)

Call Options																	Put Options																			
April 2026																	May 2026										Other Months									
Exercise Price	Open price	Price max	Price min	Last price	Closing price	Volume	Open Interest	Open price	Price max	Price min	Last price	Closing price	Volume	Open Interest	Volume	Open Interest	Open price	Price max	Price min	Last price	Closing price	Volume	Open Interest	Volume	Open Interest	Exercise Price										
8.250						-	-																				0.083									
8.400						-	-																					0.084								
8.500						-	-																					0.085								
8.750	0.000	0.000	0.000		5.53	-	-	0.000	0.000	0.000		5.55	-	-			0.000	0.000	0.000		0.001	-	-	0.000	0.000	0.000	0.001	-	-	0.088						
8.800						-	-																					0.088								
9.000	0.000	0.000	0.000		5.28	-	-	0.000	0.000	0.000		5.30	-	-			0.000	0.000	0.000		0.001	-	-	0.000	0.000	0.000	0.001	-	-	0.090						
9.200						-	-																					0.092								
9.250	0.000	0.000	0.000		5.03	-	-	0.000	0.000	0.000		5.05	-	-			0.000	0.000	0.000		0.001	-	-	0.000	0.000	0.000	0.002	-	-	0.093						
9.500	0.000	0.000	0.000		4.78	-	-	0.000	0.000	0.000		4.80	-	-			0.000	0.000	0.000		0.001	-	-	0.000	0.000	0.000	0.001	-	-	0.095						
9.600						-	-																					0.096								
9.750	0.000	0.000	0.000		4.53	-	-	0.000	0.000	0.000		4.55	-	-			0.000	0.000	0.000		0.003	-	-	0.000	0.000	0.000	0.001	-	-	0.098						
10.000	0.000	0.000	0.000		4.28	-	-	0.000	0.000	0.000		4.30	-	-			0.000	0.000	0.000		0.001	-	-	0.000	0.000	0.000	0.002	-	-	0.100						
10.500	0.000	0.000	0.000		3.78	-	-	0.000	0.000	0.000		3.81	-	-			0.000	0.000	0.000		0.004	-	-	0.000	0.000	0.000	0.006	-	-	0.105						
11.000	0.000	0.000	0.000		3.28	-	-	0.000	0.000	0.000		3.32	-	-			0.000	0.000	0.000		0.001	-	-	0.000	0.000	0.000	0.018	-	-	0.110						
11.500	0.000	0.000	0.000		2.79	-	-	0.000	0.000	0.000		2.84	-	-			0.000	0.000	0.000		0.008	-	-	0.000	0.000	0.000	0.041	-	-	0.115						
12.000	0.000	0.000	0.000		2.29	-	-	0.000	0.000	0.000		2.39	-	-			0.000	0.000	0.000		0.001	-	15	0.000	0.000	0.000	0.085	-	-	0.120						
12.500	0.000	0.000	0.000		1.79	-	-	0.000	0.000	0.000		1.96	-	-			0.000	0.000	0.000		0.008	-	10	0.000	0.000	0.000	0.157	-	-	0.125						
13.000	0.000	0.000	0.000		1.32	-	-	0.000	0.000	0.000		1.57	-	-			0.000	0.000	0.000		0.034	-	-	0.000	0.000	0.000	0.268	-	-	0.130						
13.500	0.000	0.000	0.000		0.892	-	30	0.000	0.000	0.000		1.23	-	30			0.000	0.000	0.000		0.106	-	-	0.000	0.000	0.000	0.424	-	-	0.135						
14.000	0.000	0.000	0.000		0.541	-	10	0.000	0.000	0.000		0.938	-	-			0.000	0.000	0.000		0.255	-	-	0.000	0.000	0.000	0.631	-	-	0.140						
14.500	0.000	0.000	0.000		0.293	-	-	0.000	0.000	0.000		0.695	-	-			0.000	0.000	0.000		0.507	-	-	0.000	0.000	0.000	0.889	-	-	0.145						
15.000	0.000	0.000	0.000		0.139	-	-	0.000	0.000	0.000		0.501	-	-			0.000	0.000	0.000		0.853	-	-	0.000	0.000	0.000	1.19	-	-	0.150						
15.500	0.000	0.000	0.000		0.057	-	-	0.000	0.000	0.000		0.350	-	-			0.000	0.000	0.000		1.27	-	-	0.000	0.000	0.000	1.54	-	-	0.155						
16.000	0.000	0.000	0.000		0.020	-	-	0.000	0.000	0.000		0.238	-	-			0.000	0.000	0.000		1.74	-	-	0.000	0.000	0.000	1.93	-	-	0.160						
16.500	0.000	0.000	0.000		0.006	-	-	0.000	0.000	0.000		0.162	-	-			0.000	0.000	0.000		2.22	-	-	0.000	0.000	0.000	2.36	-	-	0.165						
17.000	0.000	0.000	0.000		0.002	-	-	0.000	0.000	0.000		0.106	-	-			0.000	0.000	0.000		2.72	-	-	0.000	0.000	0.000	2.80	-	-	0.170						
17.500	0.000	0.000	0.000		0.005	-	-	0.000	0.000	0.000		0.067	-	-			0.000	0.000	0.000		3.22	-	-	0.000	0.000	0.000	3.27	-	-	0.175						
18.000	0.000	0.000	0.000		0.002	-	-	0.000	0.000	0.000		0.040	-	-			0.000	0.000	0.000		3.72	-	-	0.000	0.000	0.000	3.74	-	-	0.180						
18.500	0.000	0.000	0.000		0.001	-	-	0.000	0.000	0.000		0.026	-	-			0.000	0.000	0.000		4.22	-	-	0.000	0.000	0.000	4.23	-	-	0.185						
19.000	0.000	0.000	0.000		0.001	-	-	0.000	0.000	0.000		0.015	-	-			0.000	0.000	0.000		4.72	-	-	0.000	0.000	0.000	4.72	-	-	0.190						
19.500	0.000	0.000	0.000		0.001	-	-	0.000	0.000	0.000		0.008	-	-			0.000	0.000	0.000		5.22	-	-	0.000	0.000	0.000	5.22	-	-	0.195						
20.000	0.000	0.000	0.000		0.001	-	-	0.000	0.000	0.000		0.005	-	-			0.000	0.000	0.000		5.72	-	-	0.000	0.000	0.000	5.72	-	-	0.200						
21.000	0.000	0.000	0.000		0.001	-	-										0.000	0.000	0.000		6.72	-	-					-	-	0.210						
22.000	0.000	0.000	0.000		0.001	-	-										0.000	0.000	0.000		7.72	-	-					-	-	0.220						
Totals:						0	40							0	30	0	0							0	25							0	0	0	269	
Number of Trades:						0							0							0							0.00							0		

OTE (CR)

(Contract Size: 100 Securities, Exercise Style: American, Physical Delivery)

Call Options																Put Options																			
April 2026								May 2026								Other Months		April 2026						May 2026					Other Months		Exerise Price				
Exerise Price	Open price	Price max	Price min	Last price	Closing price	Volume	Open Interest	Open price	Price max	Price min	Last price	Closing price	Volume	Open Interest	Volume	Open Interest	Open price	Price max	Price min	Last price	Closing price	Volume	Open Interest	Open price	Price max	Price min	Last price	Closing price	Volume	Open Interest		Volume	Open Interest		
10.000						-	-							-	-																			0.100	
10.500						-	-							-	-																				0.105
11.000	0.000	0.000	0.000		6.90	-	-	0.000	0.000	0.000		6.92	-	-			0.000	0.000	0.000		0.001	-	-	0.000	0.000	0.000		0.001	-	-				0.110	
11.500	0.000	0.000	0.000		6.41	-	-	0.000	0.000	0.000		6.42	-	-			0.000	0.000	0.000		0.001	-	-	0.000	0.000	0.000		0.001	-	-				0.115	
12.000	0.000	0.000	0.000		5.91	-	-	0.000	0.000	0.000		5.92	-	-			0.000	0.000	0.000		0.001	-	-	0.000	0.000	0.000		0.001	-	-				0.120	
12.500	0.000	0.000	0.000		5.41	-	-	0.000	0.000	0.000		5.42	-	-			0.000	0.000	0.000		0.001	-	-	0.000	0.000	0.000		0.002	-	-				0.125	
13.000	0.000	0.000	0.000		4.91	-	-	0.000	0.000	0.000		4.93	-	-			0.000	0.000	0.000		0.001	-	-	0.000	0.000	0.000		0.001	-	-				0.130	
13.500	0.000	0.000	0.000		4.41	-	-	0.000	0.000	0.000		4.43	-	-			0.000	0.000	0.000		0.001	-	-	0.000	0.000	0.000		0.001	-	-				0.135	
14.000	0.000	0.000	0.000		3.91	-	-	0.000	0.000	0.000		3.93	-	-			0.000	0.000	0.000		0.003	-	-	0.000	0.000	0.000		0.001	-	-				0.140	
14.500	0.000	0.000	0.000		3.41	-	-	0.000	0.000	0.000		3.43	-	-			0.000	0.000	0.000		0.001	-	-	0.000	0.000	0.000		0.002	-	-				0.145	
15.000	0.000	0.000	0.000		2.91	-	-	0.000	0.000	0.000		2.94	-	-			0.000	0.000	0.000		0.001	-	-	0.000	0.000	0.000		0.006	-	-				0.150	
15.500	0.000	0.000	0.000		2.41	-	-	0.000	0.000	0.000		2.45	-	-			0.000	0.000	0.000		0.004	-	-	0.000	0.000	0.000		0.019	-	-				0.155	
16.000	0.000	0.000	0.000		1.91	-	15	0.000	0.000	0.000		1.98	-	-			0.000	0.000	0.000		0.001	-	61	0.000	0.000	0.000		0.050	-	-				0.160	
16.500	0.000	0.000	0.000		1.42	-	-	0.000	0.000	0.000		1.55	-	-			0.000	0.000	0.000		0.010	-	45	0.000	0.000	0.000		0.113	-	-				0.165	
17.000	0.000	0.000	0.000		0.953	-	16	0.000	0.000	0.000		1.15	-	-			0.000	0.000	0.000		0.045	-	-	0.000	0.000	0.000		0.219	-	-				0.170	
17.500	0.000	0.000	0.000		0.559	-	15	0.000	0.000	0.000		0.816	-	-			0.000	0.000	0.000		0.151	-	-	0.000	0.000	0.000		0.382	-	-				0.175	
18.000	0.000	0.000	0.000		0.275	-	-	0.000	0.000	0.000		0.553	-	-			0.000	0.000	0.000		0.368	-	-	0.000	0.000	0.000		0.619	-	-				0.180	
18.500	0.000	0.000	0.000		0.110	-	-	0.000	0.000	0.000		0.354	-	-			0.000	0.000	0.000		0.703	-	-	0.000	0.000	0.000		0.921	-	-				0.185	
19.000	0.000	0.000	0.000		0.035	-	-	0.000	0.000	0.000		0.214	-	-			0.000	0.000	0.000		1.13	-	-	0.000	0.000	0.000		1.28	-	-				0.190	
19.500	0.000	0.000	0.000		0.008	-	-	0.000	0.000	0.000		0.121	-	-			0.000	0.000	0.000		1.60	-	-	0.000	0.000	0.000		1.69	-	-				0.195	
20.000	0.000	0.000	0.000		0.002	-	-	0.000	0.000	0.000		0.064	-	-			0.000	0.000	0.000		2.10	-	-	0.000	0.000	0.000		2.14	-	-				0.200	
21.000	0.000	0.000	0.000		0.001	-	-	0.000	0.000	0.000		0.015	-	-			0.000	0.000	0.000		3.10	-	-	0.000	0.000	0.000		3.10	-	-				0.210	
22.000	0.000	0.000	0.000		0.001	-	-	0.000	0.000	0.000		0.003	-	-			0.000	0.000	0.000		4.10	-	-	0.000	0.000	0.000		4.10	-	-				0.220	
23.000	0.000	0.000	0.000		0.001	-	-	0.000	0.000	0.000		0.001	-	-			0.000	0.000	0.000		5.10	-	-	0.000	0.000	0.000		5.10	-	-				0.230	
24.000	0.000	0.000	0.000		0.001	-	-	0.000	0.000	0.000		0.001	-	-			0.000	0.000	0.000		6.10	-	-	0.000	0.000	0.000		6.10	-	-				0.240	
25.000	0.000	0.000	0.000		0.001	-	-	0.000	0.000	0.000		0.001	-	-			0.000	0.000	0.000		7.10	-	-	0.000	0.000	0.000		7.10	-	-				0.250	
26.000	0.000	0.000	0.000		0.001	-	-	0.000	0.000	0.000		0.001	-	-			0.000	0.000	0.000		8.10	-	-	0.000	0.000	0.000		8.10	-	-				0.260	
Totals:						0	46						0	0	0	0						0	106					0	75	0	0				
Number of Trades:							0						0		0							0.00						0			0				

PIRAEUS BANK (CR)

(Contract Size: 100 Securities, Exercise Style: American, Physical Delivery)

Call Options														Put Options																			
Exercise Price	April 2026						May 2026						Other Months		April 2026						May 2026						Other Months		Exercise Price				
	Open price	Price max	Price min	Last price	Closing price	Volume	Open Interest	Open price	Price max	Price min	Last price	Closing price	Volume	Open Interest	Volume	Open Interest	Open price	Price max	Price min	Last price	Closing price	Volume	Open Interest	Open price	Price max	Price min	Last price	Closing price		Volume	Open Interest	Volume	Open Interest
4.250	0.000	0.000	0.000		3.85	-	-	0.000	0.000	0.000		3.86	-	-			0.000	0.000	0.000		0.001	-	-	0.000	0.000	0.000		0.001	-	-			0.043
4.500	0.000	0.000	0.000		3.60	-	-	0.000	0.000	0.000		3.61	-	-			0.000	0.000	0.000		0.001	-	-	0.000	0.000	0.000		0.001	-	-			0.045
4.750	0.000	0.000	0.000		3.35	-	-	0.000	0.000	0.000		3.36	-	-			0.000	0.000	0.000		0.002	-	-	0.000	0.000	0.000		0.001	-	-			0.048
5.000	0.000	0.000	0.000		3.10	-	-	0.000	0.000	0.000		3.11	-	-			0.000	0.000	0.000		0.001	-	-	0.000	0.000	0.000		0.001	-	-			0.050
5.250	0.000	0.000	0.000		2.85	-	-	0.000	0.000	0.000		2.86	-	-			0.000	0.000	0.000		0.001	-	-	0.000	0.000	0.000		0.002	-	-			0.053
5.500	0.000	0.000	0.000		2.60	-	-	0.000	0.000	0.000		2.61	-	-			0.000	0.000	0.000		0.002	-	-	0.000	0.000	0.000		0.001	-	-			0.055
5.750	0.000	0.000	0.000		2.35	-	-	0.000	0.000	0.000		2.36	-	-			0.000	0.000	0.000		0.001	-	-	0.000	0.000	0.000		0.003	-	-			0.058
6.000	0.000	0.000	0.000		2.10	-	-	0.000	0.000	0.000		2.12	-	-			0.000	0.000	0.000		0.004	-	-	0.000	0.000	0.000		0.007	-	-			0.060
6.250	0.000	0.000	0.000		1.85	-	-	0.000	0.000	0.000		1.88	-	-			0.000	0.000	0.000		0.001	-	20	0.000	0.000	0.000		0.014	-	-			0.063
6.500	0.000	0.000	0.000		1.60	-	-	0.000	0.000	0.000		1.64	-	-			0.000	0.000	0.000		0.007	-	-	0.000	0.000	0.000		0.028	-	-			0.065
6.750	0.000	0.000	0.000		1.35	-	-	0.000	0.000	0.000		1.42	-	-			0.000	0.000	0.000		0.001	-	-	0.000	0.000	0.000		0.052	-	-			0.068
7.000	0.000	0.000	0.000		1.11	-	-	0.000	0.000	0.000		1.20	-	-			0.000	0.000	0.000		0.004	-	30	0.000	0.000	0.000		0.088	-	-			0.070
7.250	0.000	0.000	0.000		0.868	-	-	0.000	0.000	0.000		1.00	-	-			0.000	0.000	0.000		0.015	-	-	0.000	0.000	0.000		0.139	-	-			0.073
7.500	0.000	0.000	0.000		0.644	-	1,200	0.000	0.000	0.000		0.821	-	-			0.000	0.000	0.000		0.041	-	-	0.000	0.000	0.000		0.207	-	-			0.075
7.750	0.000	0.000	0.000		0.447	-	1,200	0.000	0.000	0.000		0.661	-	-			0.000	0.000	0.000		0.093	-	-	0.000	0.000	0.000		0.296	-	-			0.078
8.000	0.000	0.000	0.000		0.288	-	-	0.000	0.000	0.000		0.525	-	-			0.000	0.000	0.000		0.184	-	-	0.000	0.000	0.000		0.410	-	-			0.080
8.250	0.000	0.000	0.000		0.169	-	-	0.000	0.000	0.000		0.409	-	-			0.000	0.000	0.000		0.315	-	-	0.000	0.000	0.000		0.544	-	-			0.083
8.500	0.000	0.000	0.000		0.092	-	-	0.000	0.000	0.000		0.311	-	-			0.000	0.000	0.000		0.488	-	-	0.000	0.000	0.000		0.696	-	-			0.085
8.750	0.000	0.000	0.000		0.045	-	-	0.000	0.000	0.000		0.232	-	-			0.000	0.000	0.000		0.692	-	-	0.000	0.000	0.000		0.867	-	-			0.088
9.000	0.000	0.000	0.000		0.020	-	-	0.000	0.000	0.000		0.173	-	-			0.000	0.000	0.000		0.917	-	-	0.000	0.000	0.000		1.06	-	-			0.090
9.250	0.000	0.000	0.000		0.008	-	-	0.000	0.000	0.000		0.125	-	-			0.000	0.000	0.000		1.16	-	-	0.000	0.000	0.000		1.26	-	-			0.093
9.500	0.000	0.000	0.000		0.003	-	-	0.000	0.000	0.000		0.088	-	-			0.000	0.000	0.000		1.40	-	-	0.000	0.000	0.000		1.47	-	-			0.095
9.750	0.000	0.000	0.000		0.001	-	-	0.000	0.000	0.000		0.063	-	-			0.000	0.000	0.000		1.65	-	-	0.000	0.000	0.000		1.70	-	-			0.098
10.000	0.000	0.000	0.000		0.004	-	-	0.000	0.000	0.000		0.042	-	-			0.000	0.000	0.000		1.90	-	-	0.000	0.000	0.000		1.93	-	-			0.100
10.500	0.000	0.000	0.000		0.001	-	-	0.000	0.000	0.000		0.020	-	-			0.000	0.000	0.000		2.40	-	-	0.000	0.000	0.000		2.41	-	-			0.105
11.000	0.000	0.000	0.000		0.001	-	-	0.000	0.000	0.000		0.009	-	-			0.000	0.000	0.000		2.90	-	-	0.000	0.000	0.000		2.90	-	-			0.110
11.500	0.000	0.000	0.000		0.001	-	-	0.000	0.000	0.000		0.004	-	-			0.000	0.000	0.000		3.40	-	-	0.000	0.000	0.000		3.40	-	-			0.115
12.000	0.000	0.000	0.000		0.001	-	-	0.000	0.000	0.000		0.001	-	-			0.000	0.000	0.000		3.90	-	-	0.000	0.000	0.000		3.90	-	-			0.120
12.500	0.000	0.000	0.000		0.001	-	-										0.000	0.000	0.000		4.40	-	-										0.125
13.000	0.000	0.000	0.000		0.001	-	-										0.000	0.000	0.000		4.90	-	-										0.130
Totals:						0	2,400							0	0	0	0					0	50						0	0	0	0	
Number of Trades:						0								0	0							0.00						0		0			

PPC (CR)

(Contract Size: 100 Securities, Exercise Style: American, Physical Delivery)

Call Options																	Put Options															
April 2026							May 2026							Other Months		April 2026					May 2026					Other Months		Exercise Price				
Open price	Price max	Price min	Last price	Closing price	Volume	Open Interest	Open price	Price max	Price min	Last price	Closing price	Volume	Open Interest	Volume	Open Interest	Open price	Price max	Price min	Last price	Closing price	Volume	Open Interest	Open price	Price max	Price min	Last price	Closing price		Volume	Open Interest	Volume	Open Interest
9.200					-	-						-	-								-	-										0.092
9.500					-	-						-	-								-	-										0.095
9.600					-	-						-	-								-	-										0.096
9.750					-	-						-	-								-	-										0.098
10.000					-	-						-	-								-	-										0.100
10.500					-	-						-	-								-	-										0.105
11.000					-	-						-	-								-	-										0.110
11.500					-	-						-	-								-	-										0.115
12.000	0.000	0.000	0.000	7.30	-	-	0.000	0.000	0.000	7.31	-	-			0.000	0.000	0.000	0.000	0.001	-	-	0.000	0.000	0.000	0.000	0.001	-	-			0.120	
12.500	0.000	0.000	0.000	6.80	-	-	0.000	0.000	0.000	6.81	-	-			0.000	0.000	0.000	0.000	0.001	-	-	0.000	0.000	0.000	0.000	0.001	-	-			0.125	
13.000	0.000	0.000	0.000	6.30	-	-	0.000	0.000	0.000	6.32	-	-			0.000	0.000	0.000	0.000	0.001	-	-	0.000	0.000	0.000	0.000	0.001	-	-			0.130	
13.500	0.000	0.000	0.000	5.80	-	-	0.000	0.000	0.000	5.82	-	-			0.000	0.000	0.000	0.000	0.001	-	-	0.000	0.000	0.000	0.000	0.001	-	-			0.135	
14.000	0.000	0.000	0.000	5.30	-	-	0.000	0.000	0.000	5.32	-	-			0.000	0.000	0.000	0.000	0.001	-	-	0.000	0.000	0.000	0.000	0.002	-	-			0.140	
14.500	0.000	0.000	0.000	4.80	-	-	0.000	0.000	0.000	4.82	-	-			0.000	0.000	0.000	0.000	0.001	-	-	0.000	0.000	0.000	0.000	0.001	-	-			0.145	
15.000	0.000	0.000	0.000	4.30	-	-	0.000	0.000	0.000	4.32	-	-			0.000	0.000	0.000	0.000	0.001	-	-	0.000	0.000	0.000	0.000	0.002	-	-			0.150	
15.500	0.000	0.000	0.000	3.80	-	-	0.000	0.000	0.000	3.83	-	-			0.000	0.000	0.000	0.000	0.001	-	-	0.000	0.000	0.000	0.000	0.005	-	-			0.155	
16.000	0.000	0.000	0.000	3.30	-	-	0.000	0.000	0.000	3.33	-	-			0.000	0.000	0.000	0.000	0.003	-	-	0.000	0.000	0.000	0.000	0.012	-	-			0.160	
16.500	0.000	0.000	0.000	2.80	-	-	0.000	0.000	0.000	2.85	-	-			0.000	0.000	0.000	0.000	0.001	-	30	0.000	0.000	0.000	0.000	0.030	-	-			0.165	
17.000	0.000	0.000	0.000	2.30	-	45	0.000	0.000	0.000	2.39	-	-			0.000	0.000	0.000	0.000	0.001	-	-	0.000	0.000	0.000	0.000	0.066	-	-			0.170	
17.500	0.000	0.000	0.000	1.80	-	2	0.000	0.000	0.000	1.95	-	-			0.000	0.000	0.000	0.000	0.005	-	-	0.000	0.000	0.000	0.000	0.128	-	-			0.175	
18.000	0.000	0.000	0.000	1.32	-	-	0.000	0.000	0.000	1.55	-	1			0.000	0.000	0.000	0.000	0.024	-	-	0.000	0.000	0.000	0.000	0.227	-	-			0.180	
18.500	0.000	0.000	0.000	0.883	-	17	0.000	0.000	0.000	1.20	-	1			0.000	0.000	0.000	0.000	0.084	-	4	0.000	0.000	0.000	0.000	0.371	-	-			0.185	
19.000	0.000	0.000	0.000	0.521	-	7	0.000	0.000	0.000	0.893	-	-			0.000	0.000	0.000	0.000	0.222	-	-	0.000	0.000	0.000	0.000	0.567	-	-			0.190	
19.500	0.000	0.000	0.000	0.265	-	3	0.000	0.000	0.000	0.644	-	-			0.000	0.000	0.000	0.000	0.467	-	-	0.000	0.000	0.000	0.000	0.818	-	-			0.195	
20.000	0.000	0.000	0.000	0.114	-	-	0.000	0.000	0.000	0.448	-	-			0.000	0.000	0.000	0.000	0.816	-	-	0.000	0.000	0.000	0.000	1.12	-	-			0.200	
21.000	0.000	0.000	0.000	0.012	-	-	0.000	0.000	0.000	0.194	-	-			0.000	0.000	0.000	0.000	1.72	-	-	0.000	0.000	0.000	0.000	1.87	-	-			0.210	
22.000	0.000	0.000	0.000	0.001	-	-	0.000	0.000	0.000	0.071	-	-			0.000	0.000	0.000	0.000	2.71	-	-	0.000	0.000	0.000	0.000	2.75	-	-			0.220	
23.000	0.000	0.000	0.000	0.003	-	-	0.000	0.000	0.000	0.024	-	-			0.000	0.000	0.000	0.000	3.71	-	-	0.000	0.000	0.000	0.000	3.72	-	-			0.230	
24.000	0.000	0.000	0.000	0.001	-	-	0.000	0.000	0.000	0.007	-	-			0.000	0.000	0.000	0.000	4.71	-	-	0.000	0.000	0.000	0.000	4.71	-	-			0.240	
25.000	0.000	0.000	0.000	0.001	-	-	0.000	0.000	0.000	0.002	-	-			0.000	0.000	0.000	0.000	5.71	-	-	0.000	0.000	0.000	0.000	5.71	-	-			0.250	
26.000	0.000	0.000	0.000	0.001	-	-	0.000	0.000	0.000	0.001	-	-			0.000	0.000	0.000	0.000	6.71	-	-	0.000	0.000	0.000	0.000	6.71	-	-			0.260	
27.000	0.000	0.000	0.000	0.001	-	-	0.000	0.000	0.000	0.001	-	-			0.000	0.000	0.000	0.000	7.71	-	-	0.000	0.000	0.000	0.000	7.71	-	-			0.270	
28.000	0.000	0.000	0.000	0.001	-	-	0.000	0.000	0.000	0.001	-	-			0.000	0.000	0.000	0.000	8.71	-	-	0.000	0.000	0.000	0.000	8.71	-	-			0.280	
29.000	0.000	0.000	0.000	0.001	-	-	0.000	0.000	0.000	0.001	-	-			0.000	0.000	0.000	0.000	9.71	-	-	0.000	0.000	0.000	0.000	9.71	-	-			0.290	
30.000	0.000	0.000	0.000	0.001	-	-					-	-			0.000	0.000	0.000	0.000	10.71	-	-						-	-			0.300	

PPC (CR)

(Contract Size: 100 Securities, Exercise Style: American, Physical Delivery)

	Call Options														Put Options																				
	April 2026							May 2026							Other Months		April 2026					May 2026					Other Months								
Exercise Price	Open price	Price max	Price min	Last price	Closing price	Volume	Open Interest	Open price	Price max	Price min	Last price	Closing price	Volume	Open Interest	Volume	Open Interest	Open price	Price max	Price min	Last price	Closing price	Volume	Open Interest	Open price	Price max	Price min	Last price	Closing price	Volume	Open Interest	Volume	Open Interest	Exercise Price		
Totals:						0	74						0	2	0	0						0	34						0	0	0	0			
Number of Trades:							0						0			0						0.00						0			0				

Lending Products	Underlying Title	Open Interest[5]	Multilateral Transactions[1]				Bilateral Transactions[2]		Stock Borrowing through OTC (volume)[3]
			Volume(Offered)	Average Weighted	Transactions volume	Average Weighted	Transactions Volume	Average Weighted	Transactions Volume
ADMIEBOR	ADMIE (IPTO) HOLDING S.A. (CR)	3,700	---	---	---	---	---	5,249,105	
AEGNBOR	AEGEAN AIRLINES (CR)	---	---	---	---	---	---	466,234	
AKTRBOR	AKTOR S.A. HOLDING CO. (CR)	---	---	---	---	---	---	838,234	
ALWNBOR	Allwyn AG (CR)	270,069	---	---	---	---	---	9,560,484	
ALPHABOR	ALPHA BANK (CR)	8,000	---	---	---	---	---	184,254,093	
AETFBOR	ALPHA ETF FTSE Athex Large Cap	---	---	---	---	16,500	1.00%	2,000	
AEMBOR	ALTER EGO MEDIA (CR)	---	---	---	---	---	---	---	
AIABOR	ATHENS INTL AIRPORT (CR)	4,201	---	---	---	---	---	419,507	
ACAGBOR	AUSTRIACARD (CB)	---	---	---	---	---	---	962	
OTOELBOR	AUTOHELLAS SA (CR)	7,400	---	---	---	---	---	66,871	
AVAXBOR	AVAX S.A. (CR)	7,900	---	---	---	---	---	498,289	
BYLOTBOR	BALLY'S INTRALOT (CR)	---	---	36,668	3.70%	---	---	36,552,222	
BOCHGRBOR	BANK OF CYPRUS (CR)	---	---	---	---	---	---	496,645	
EEEBOR	CC HBC AG (CR)	1,160	---	---	---	500	1.50%	164,211	
CENERBOR	CENERGY HOLDINGS (CB)	30,489	---	---	13,319	5.20%	---	1,303,628	
CREDIABOR	CrediaBank (CR)	794	---	---	---	---	---	252,398	
DIMANDBOR	DIMAND (CR)	---	---	---	---	---	---	7,342	
ELLAKTORBOR	ELLAKTOR (CR)	53,732	---	---	---	---	---	111,826	
ELHABOR	ELVALHALCOR (CR)	11,714	---	---	---	---	---	358,414	
EUROBBOR	EUROBANK (CR)	42,382	---	---	---	---	---	120,914,707	
EYDAPBOR	EYDAP S.A. (CR)	---	---	19	3.70%	---	---	396,491	
FOYRKBOR	FOURLIS (CR)	2,500	---	---	---	---	---	107,602	
GEKTERNABOR	GEK TERNA (CR)	12,566	---	---	---	---	---	1,144,913	
SARBOR	GR. SARANTIS S.A. (CR)	3,758	---	---	---	---	---	193,529	
EXAEBOR	HELLENIC EXCHANGES-A.S.E. (CR)	14,409	---	---	---	---	---	340,370	
ELPEBOR	HELLENIQ ENERGY (CR)	---	---	---	---	---	---	721,882	
INTEKBOR	IDEAL HOLDINGS (CR)	---	---	---	---	---	---	47,787	
INTRKBOR	INTRACOM HOLDINGS (CR)	---	---	---	---	---	---	264,104	
BELABOR	JUMBO SA (CR)	---	---	---	---	---	---	515,441	
KRIBOR	KRI-KRI S.A. (CR)	2,999	---	---	---	---	---	---	
LAMDABOR	LAMDA DEVELOPMENT SA (CR)	---	---	---	---	---	---	256,136	

## Stock Lending Notes

[1] - Multilateral contracts Lending or Borrowing as per Methods 8-1, 8-2 and 8-3-3 (According to ATHEX BoD Resolution No.17)

[2] - Bilateral Contracts Lending or Borrowing as per Methods 8-3-1 and 8-3-2 & Contracts as per Method 4 (According to ATHEX BoD Resolution No.20)

[3] - The information concerning OTC Stock Borrowing Transactions is based on the statements of the Dematerialised Securities System (DSS) operators involved and refers to volumes that have been registered up until the previous working day.

[4] - Average Price (Volume weighted)

[5] - The Data concerning Open Interest before the start of trading session

Lending Products	Underlying Title	Open Interest[5]	Multilateral Transactions[1]				Bilateral Transactions[2]		Stock Borrowing through OTC (volume)[3]
			Volume(Offered)	Average Weighted	Transactions volume	Average Weighted	Transactions Volume	Average Weighted	Transactions Volume
MTLNBOR	METLEN PLC (CR)	16,990	---	---	---	---	---	---	1,494,599
MIGBOR	MIG (CR)	1,495	---	---	---	---	---	---	39,913
MOHBOR	MOTOR OIL (CR)	25,579	---	---	---	---	---	---	726,397
ETEBOR	NATIONAL BANK (CR)	56,465	---	---	2,500	3.70%	254,260	3.00%	24,174,587
NOVALBOR	NOVAL PROPERTY REIC (CR)	---	---	---	---	---	---	---	---
OPTIMABOR	OPTIMA BANK (CR)	---	---	---	---	---	---	---	5,165,930
HTOBOR	OTE (CR)	3,300	---	---	---	---	---	---	4,096,446
PPABOR	P.P.A. S.A. (CR)	4,500	---	---	---	---	---	---	90,204
TPEIRBOR	PIRAEUS BANK (CR)	158,000	---	---	---	---	---	---	12,357,921
PPCBOR	PPC (CR)	60,270	---	---	---	---	---	---	10,084,002
PROFBOR	PROFILE SA (CR)	---	---	---	---	---	---	---	72,549
QLCOBOR	QUALCO GROUP (CR)	---	---	---	---	---	---	---	973,200
QUESTBOR	QUEST HOLDINGS (CR)	4,191	---	---	---	---	---	---	48,196
TITCBOR	TITAN (CB)	5,481	---	---	---	---	---	---	130,400
OLTHBOR	TPA SA (CR)	---	---	---	---	---	---	---	750
TRESTATESBOR	TRADE ESTATES REIC (CR)	---	---	---	---	---	---	---	---
VIOBOR	VIOHALCO SA/IV (CB)	---	---	---	---	---	---	---	---

## Stock Lending Notes

[1] - Multilateral contracts Lending or Borrowing as per Methods 8-1, 8-2 and 8-3-3 (According to ATHEX BoD Resolution No.17)

[2] - Bilateral Contracts Lending or Borrowing as per Methods 8-3-1 and 8-3-2 & Contracts as per Method 4 (According to ATHEX BoD Resolution No.20)

[3] - The information concerning OTC Stock Borrowing Transactions is based on the statements of the Dematerialised Securities System (DSS) operators involved and refers to volumes that have been registered up until the previous working day.

[4] - Average Price (Volume weighted)

[5] - The Data concerning Open Interest before the start of trading session

## Sectors codification for listed companies

12003 -	ETF	10101010	Computer Services
10101015	Software	10102030	Computer Hardware
15101010	Telecommunications Equipment	15102015	Telecommunications Services
20101010	Health Care Facilities	20102010	Medical Equipment
20103015	Pharmaceuticals	30101010	Banks
30202000	Diversified Financial Services	30202010	Asset Managers & Custodians
30202015	Investment Services	30204000	Closed End Investments
30302010	Full Line Insurance	30302015	Insurance Brokers
30302025	Property and Casualty Insurance	35101010	Real Estate Holding and Development
35101015	Real Estate Services	35102000	Diversified REITs
35102045	Retail REITs.	40202015	Household Furnishings
40202020	Household Appliance	40203040	Electronic Entertainment
40204020	Clothing & Accessories	40301010	Entertainment
40301030	Publishing	40301035	Radio & TV Broadcasters
40401010	Diversified Retailers	40401020	Apparel Retailers
40401025	Home Improvement Retailers	40401030	Specialty Retailers
40501010	Airlines	40501015	Travel & Tourism
40501020	Casinos & Gambling	40501025	Hotels & Motels
45101015	Distillers & Vintners	45101020	Soft Drinks
45102010	Farming Fishing Ranching & Plantations	45102020	Food Products
45103010	Tobacco	45201010	Food Retailers & Wholesalers
45201020	Personal Products	50101010	Construction
50101020	Building Roof/Wallboard and Plumbing	50101030	Cement
50101035	Building Materials: Other	50202010	Electrical Components
50203015	Plastics	50203030	Containers & Packaging
50204000	Machinery: Industrial	50204020	Machinery: Construction & Handling
50205010	Industrial Suppliers	50205020	Back Office Support HR & Consulting
50205030	Forms & Bulk Printing Services	50206015	Commercial Vehicles & Parts
50206030	Marine Transportation	50206060	Transportation Services
55101000	Diversified Materials	55101020	Textile Products
55102000	General Mining	55102010	Iron & Steel
55102015	Metal Fabricating	55102035	Aluminum
60101020	Oil Refining and Marketing	65101010	Alternative Electricity
65101015	Conventional Electricity	65102000	Multi-Utilities
65102030	Water		

# ATHEXGROUP

Athens Exchange Group

Λεωφ. Αθηνών 110 | 104 42 Αθήνα  
110 Athinon Ave | 104 42 Athens GR  
T +30 210 3366 800  
[www.athexgroup.gr](http://www.athexgroup.gr)