

26

Ημερήσιο Δελτίο
Συναλλακτικής Δραστηριότητας

Daily Official List
of Trading Activity



Disclaimer:

Hellenic Exchanges-Athens Stock Exchange S.A endeavours to ensure that the data and other material ("Information") presented on the Daily Official List are accurate and complete, but it is not liable for any errors or omissions of data or /and for the accuracy, credibility, updating and completeness of the aforesaid information nor it has any liability arising directly or indirectly from the use of the above Information.

The Company is not liable for the accuracy of the data included in listed companies' announcements. Only the sender of such an announcement is fully and solely liable for any infringement of third party's rights from the content of such announcement. All contents of the Daily Official List are provided only for information purposes and do not constitute investment advice or solicitation to invest in securities or other products listed for trading on the Exchange.

You acknowledge and agree that the Company is the owner of any property rights related to any Information appearing on the Daily Official List including intellectual property rights copyright, trademarks, etc.

The above data are a property of the Hellenic Exchanges-Athens Exchange and are copyright protected. Users are forbidden to reproduce, modify, copy, sale, transmit or redistribute, by all reproduction means and methods, part or the whole of the above data, without reference to their source.

The commercial exploitation of these data is, also, forbidden by third parties. Hellenic Exchanges-Athens Exchange does not carry any responsibility, direct or indirect, derived from usage or accidental alteration of the above data when used by third parties.

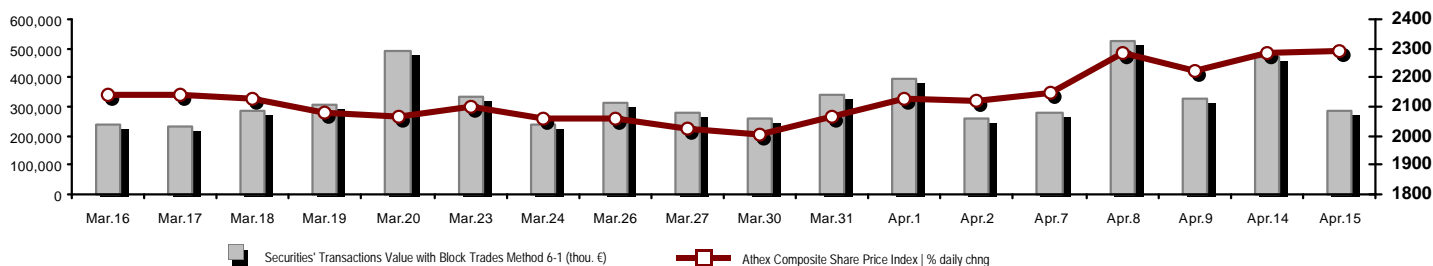
Hellenic Exchanges – Athens Stock Exchange S.A.

110 Athinon Ave., 10442 Athens, Tel: (210) 33.66.800, Fax: (210) 32.13.938

www.athexgroup.gr

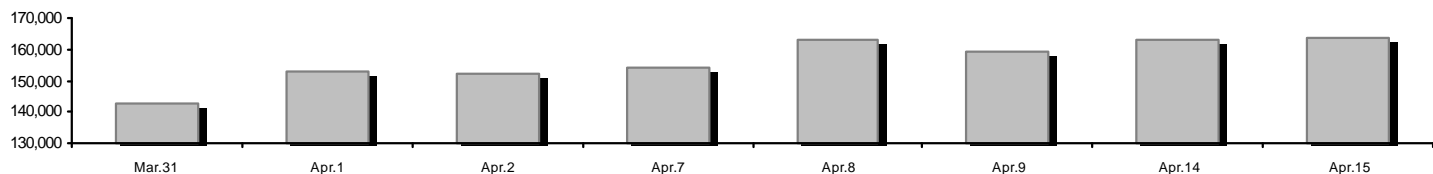
Summary of Markets

Athex Composite Share Price Index vs Shares and Derivatives Transactions Value

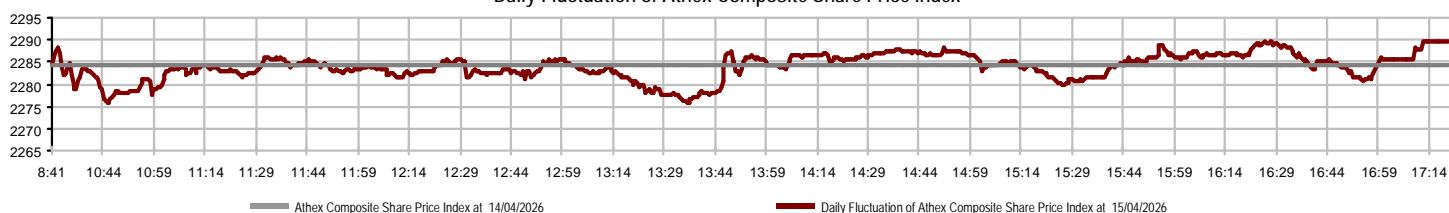


Athex Capitalisation (mill. €) **: 163,546.14	Derivatives Total Open Interest: 1,721,730
Daily change: mill. € %: 422.58 0.26%	in Index Futures % daily chng: 9,289 -0.08%
Yearly Avg Capitalisation: mill. € % chng prev year Avg: 153,193.72 19.97%	in Stock Futures % daily chng: 1,704,371 0.73%
Athex Composite Share Price Index % daily chng: 2,289.44 0.22%	in Index Options % daily chng: 4,223 13.64%
Athex Composite Share Price Index Capitalisation (mill. €): 153,506.48	in Stock Options % daily chng: 3,847 -0.39%
Daily change (mill. €): 389.91	
Securities' Transactions Value with Block Trades Method 6-1 (t): 287,083.04	Derivatives Contracts Volume: 27,136
Daily change: %: -182,372.40 -38.85%	Daily change: pieces %: -14,482 -34.80%
YtD Avg Trans. Value: thou. € % chng prev year Avg: 369,481.66 71.00%	YtD Avg Derivatives Contracts % chng prev year Avg: 88,224 53.22%
Blocks Transactions Value of Method 6-1 (thou. €): 41,891.18	Derivatives Trades Number: 2,061
Blocks Transactions Value of Method 6-2 & 6-3 (thou. €): 0.00	Daily change: number %: -1,842 -47.19%
Bonds Transactions Value (thou.€): 1,046.58	YtD Avg Trades number % chng prev year Avg: 3,192 44.33%
Securities' Transactions Volume with Block Trades Method 6-1 (tho): 41,414.54	Lending Total Open Interest: 648,796
Daily change: thou. pieces %: -31,501.63 -43.20%	Daily change: pieces %: -165,248 -20.30%
YtD Avg Volume: % chng prev year Avg: 57,347.18 37.56%	Lending Volume (Multilateral/Bilateral): 154,732
Blocks Transactions Volume of Method 6-1 (thou. Pieces): 4,441.94	Daily change: pieces %: -169,034
Blocks Transactions Volume of Method 6-2 & 6-3 (thou. Pieces): 0.00	Multilateral Lending: 500
Bonds Transactions Volume: 1,052,000	Bilateral Lending: 154,232
Securities' Trades Number with Block Trades Method 6-1: 71,788	Lending Trades Number: 5
Daily change: number %: -64,501 -47.33%	Daily change: %: -7
YtD Avg Trades number % chng prev year Avg: 78,389 56.44%	Multilateral Lending Trades Number: 1
Number of Blocks Method 6-1: 18	Bilateral Lending Trades Number: 4
Number of Blocks Method 6-2 & 6-3: 0	
Number of Bonds Transactions: 205	

Athex Capitalisation (mill. €) **



Daily Fluctuation of Athex Composite Share Price Index



Athex Indices

Index name	15/04/2026	14/04/2026	pts.	%	Min	Max	Year min	Year max	Year change
Athex Composite Share Price Index	2,289.44 #	2,284.40	5.04	0.22%	2,275.56	2,289.73	1,998.09	2,407.09	7.96% #
Athex Composite Index Total Return Index	4,526.66 #	4,516.69	9.97	0.22%	4,499.22	4,527.23	3,942.63	4,745.66	8.30% #
Athex ESG Index	2,721.89 #	2,717.54	4.35	0.16%	2,704.48	2,723.10	2,361.87	2,867.98	8.78% #
ATHEX Small Cap Price Index	2,353.24 #	2,347.58	5.66	0.24%	2,337.66	2,356.13	2,193.29	2,627.20	-7.67% €
ATHEX EN.A. Growth Price Index	18,534.61 #	17,931.34	603.27	3.36%	17,757.57	18,566.72	16,564.67	20,788.55	-6.32% €
FTSE/Athex Large Cap	5,829.02 #	5,821.74	7.28	0.13%	5,792.24	5,834.24	5,057.48	6,153.73	8.93% #
FTSE/Athex Mid Cap Index	2,810.81 #	2,768.31	42.50	1.54%	2,764.27	2,811.48	2,510.28	2,906.28	-0.50% €
FTSE/ATHEX High Dividend Yield Index	4,839.23 #	4,837.59	1.64	0.03%	4,834.86	4,865.49	4,495.63	5,149.57	-2.08% €
FTSE/Athex Market Index	1,377.47 #	1,375.39	2.08	0.15%	1,367.95	1,377.47	1,190.89	1,449.15	9.23% #
FTSE/Athex Banks	2,672.06 €	2,673.70	-1.64	-0.06%	2,641.13	2,676.89	2,143.30	2,859.37	16.49% #
FTSE/ATHEX TECHNOLOGY & TELECOMMUNICAT	6,721.14 #	6,677.99	43.15	0.65%	6,652.49	6,721.14	6,027.65	6,900.98	-0.79% €
FTSE/ATHEX HEALTH CARE	5,870.58 #	5,818.94	51.64	0.89%	5,818.94	5,932.48	4,884.62	6,137.55	15.54% #
FTSE/ATHEX FINANCIAL SERVICES	12,490.05 €	12,496.86	-6.81	-0.05%	12,346.20	12,511.66	10,029.11	13,356.35	16.43% #
FTSE/ATHEX REAL ESTATE	5,346.89 #	5,305.58	41.31	0.78%	5,292.96	5,358.61	5,093.00	5,898.28	-4.80% €
FTSE/ATHEX CONSUMER DISCRETIONARY	4,849.11 #	4,768.23	80.88	1.70%	4,768.23	4,879.08	4,472.82	5,876.98	-16.98% €
FTSE/ATHEX CONSUMER STAPLES	9,971.18 #	9,957.64	13.54	0.14%	9,894.20	10,009.05	8,640.95	10,243.39	13.15% #
FTSE/ATHEX INDUSTRIALS	11,793.34 €	11,829.86	-36.52	-0.31%	11,728.84	11,836.89	10,051.45	12,182.07	17.33% #
FTSE/ATHEX BASIC MATERIALS	10,618.58 €	10,642.35	-23.77	-0.22%	10,591.96	10,745.79	8,778.94	11,861.41	11.47% #
FTSE/ATHEX ENERGY & UTILITIES	6,891.40 #	6,852.90	38.50	0.56%	6,830.44	6,920.33	6,127.28	7,506.29	0.20% #
Athex All Share Index	519.56 #	518.22	1.34	0.26%	519.56	519.56	460.14	542.74	7.29% #
Hellenic Mid & Small Cap Index	3,069.02 #	3,055.13	13.89	0.45%	3,046.16	3,072.18	2,761.30	3,115.91	6.00% #
FTSE/Athex Large Cap Total Return	10,461.95 #	10,448.88	13.07	0.13%			9,100.35	11,012.64	9.28% #
FTSE/Athex Mid Cap Total Return	4,032.84 #	3,971.86	60.98	1.54%			3,625.91	4,168.37	-0.50% €
MSCI GREECE REBASED	9,438.88 #	9,415.98	22.90	0.24%	9,349.44	9,440.69	7,755.87	10,138.65	10.22% #
Hellenic Corporate Bond Index	144.16 #	143.86	0.31	0.21%			143.28	145.27	-0.14% €
Hellenic Corporate Bond Price Index	92.80 #	92.61	0.19	0.21%			92.37	93.97	-1.21% €

Note 1: FTSE/Med 100, Hellenic Corporate Bond Price Index and Hellenic Corporate Bond Index closing prices refer to the previous trading day of 09/04/2026.

Note 2: The Hellenic Mid & Small Cap Index is a Customized index calculated by the Athens Exchange.

Analytic Figures for Athex Market's Boards and Categories

	Total Traded Securities	Main Market	Surveillance	Exchange Traded Funds (ETFs)
Totals	122	121	0	1
Gain / Lose / Same:	70 / 39 / 13	69 / 39 / 13	0 / 0 / 0	1 / 0 / 0
Athex Capitalisation (mill. €) **	163,546.14	163,543.43	2.71	
Daily Average Trans/ons Value(thou.€)	369,481.66	369,369.13	5.64	497.29
Transactions Value	287,083.04	286,942.98	0.00	140.06
Main Board:	245,191.86	245,051.79	0.00	140.06
Blocks Board 6_2_3:	41,891.18	41,891.18	0.00	0.00
Forced Sales Board:	0.00	0.00	0.00	0.00
Special Terms Board:	0.00	0.00	0.00	0.00
Daily Average Transactions Volume	57,347,181	57,388,430	5,960	8,762
Transactions Volume	41,414,539	41,412,159	0	2,380
Main Board:	36,972,601	36,970,221	0	2,380
Blocks Board 6_2_3:	4,441,938	4,441,938	0	0
Forced Sales Board:	0	0	0	0
Special Terms Board:	0	0	0	0
Daily Average Number of Trades	78,389	78,212	12	167
Number of Trades	71,788	71,697	0	91
Main Board:	71,770	71,679	0	91
Blocks Board 6_2_3:	18	18	0	0
Forced Sales Board:	0	0	0	0
Special Terms Board:	0	0	0	0

Trading Details by Athex Sectors and Financial Instruments (ETFs)

Code	Sectors	Gain / Lose / Same	Number of Trades	Transactions Volume	Transactions Value	% of Total Trans. Value
3010	- Banks	4 / 3 / 1	30,572	30,264,832	173,152,393.84	60.35%
5510	- Basic Resources	6 / 3 / 3	1,788	336,479	2,461,094.52	0.86%
5010	- Construction & Materials	5 / 7 / 0	5,937	1,120,939	15,502,550.86	5.40%
4020	- Consumer Products & Services	3 / 1 / 0	66	36,483	17,275.94	0.01%
6010	- Energy	0 / 3 / 1	3,643	541,331	12,586,316.38	4.39%
12000	- Financial Instruments	1 / 0 / 0	91	2,380	140,061.29	0.05%
3020	- Financial Services	2 / 1 / 1	286	138,951	1,011,653.20	0.35%
4510	- Food Beverage & Tobacco	2 / 3 / 0	385	43,363	1,542,145.10	0.54%
2010	- Health Care	2 / 1 / 0	266	649,673	930,747.40	0.32%
5020	- Industrial Goods & Services	9 / 6 / 3	3,348	550,227	6,245,937.68	2.18%
3030	- Insurance	2 / 0 / 0	169	70,670	209,974.99	0.07%
4030	- Media	2 / 0 / 1	704	167,859	766,633.44	0.27%
4520	- Personal Care, Drug & Grocery Stores	1 / 1 / 0	405	34,901	504,695.87	0.18%
3510	- Real Estate	8 / 3 / 1	2,616	694,533	3,558,191.63	1.24%
4040	- Retail	6 / 3 / 1	3,127	1,001,317	15,695,339.14	5.47%
1010	- Technology	8 / 2 / 0	1,992	498,853	2,702,475.01	0.94%
1510	- Telecommunications	2 / 0 / 0	2,327	452,912	8,169,581.45	2.85%
4050	- Travel & Leisure	4 / 0 / 1	7,904	3,025,909	18,612,410.92	6.49%
6510	- Utilities	3 / 2 / 0	5,622	1,136,444	23,121,385.20	8.06%

Top 10 best & worst performing Shares

Main Market

With positive Price change	Closing price	change	With negative Price change	Closing price	change
Y/KNOT (CR)	0.958	7.88% #	NAKAS MUSIC	3.46	-3.35% €
BALLY'S INTRALOT (CR)	1.037	4.75% #	DAIOS PLASTICS SA (CR)	5.92	-1.99% €
FAIS (CR)	3.7	4.22% #	TITAN (CB)	48	-1.84% €
FOURLIS (CR)	4.8	4.12% #	HELLENIQ ENERGY (CR)	9.68	-1.73% €
KEKROPS SA (CR)	1.725	3.29% #	ANDROMEDA SA (CR)	8.12	-1.70% €
INTRACOM HOLDINGS (CR)	3.065	3.20% #	MEVACO SA (CR)	9.1	-1.52% €
AS COMPANY SA (CR)	4.22	3.18% #	P.P.A. S.A. (CR)	38.4	-1.41% €
PERFORMANCE TECHNOLOGIES (CR)	8.45	3.05% #	PROFILE SA (CR)	7.47	-1.32% €
ALTER EGO MEDIA (CR)	5.11	2.82% #	MOTOR OIL (CR)	37.5	-1.32% €
ELLAKTOR (CR)	1.33	2.47% #	ELVALHALCOR (CR)	4.04	-1.10% €
With the highest Transactions Value	Value (thou. €)	change	With the highest Transactions Volume	Volume	change
PIRAEUS BANK (CR)	51,594.10	0.64% #	ALPHA BANK (CR)	10,013,919	-0.53% €
NATIONAL BANK (CR)	47,737.18	-0.60% €	EUROBANK (CR)	6,752,471	0.32% #
ALPHA BANK (CR)	37,974.16	-0.53% €	PIRAEUS BANK (CR)	6,130,316	0.64% #
EUROBANK (CR)	27,169.31	0.32% #	CrediaBank (CR)	3,706,959	0.17% #
Allwyn AG (CR)	15,059.34	1.25% #	NATIONAL BANK (CR)	3,194,537	-0.60% €
PPC (CR)	14,670.18	2.09% #	BALLY'S INTRALOT (CR)	1,557,710	4.75% #
JUMBO SA (CR)	13,947.13	0.77% #	Allwyn AG (CR)	1,085,609	1.25% #
MOTOR OIL (CR)	10,029.10	-1.32% €	PPC (CR)	736,806	2.09% #
GEK TERNA (CR)	9,571.22	-0.95% €	LAVIPHARM SA (CR)	640,612	1.27% #
OTE (CR)	8,156.50	0.44% #	JUMBO SA (CR)	592,233	0.77% #

Note: Stocks that are not included in the "Under Supervision" category, and the transactions value is more than 10,000 €.

Derivatives Summary

	Number of Trades	Volume	Open Interest
Index Futures	237	5,050	9,289
FTSE/Athex Banks	5	51	3,128
FTSE/Athex Large Cap	232	4,999	6,161
MSCI GREECE REBASED	0	0	0
Stock Futures	1,779	21,357	1,704,371
ADMIE (IPTO) HOLDING S.A. (CR)	5	21	8,110
AEGEAN AIRLINES (CR)	14	50	2,508
AKTOR S.A. HOLDING CO. (CR)	40	192	97,018
Allwyn AG (CR)	174	424	4,828
ALPHA BANK (CR)	277	5,624	59,827
ATHENS INTL AIRPORT (CR)	4	30	266
AUTOHELLAS SA (CR)	1	5	126
AVAX S.A. (CR)	28	150	2,148
BALLY'S INTRALOT (CR)	74	2,598	1,275,100
BANK OF CYPRUS (CR)	32	312	947
CC HBC AG (CR)	7	35	113
CENERGY HOLDINGS (CB)	22	105	3,733
CrediaBank (CR)	192	2,979	67,133
ELLAKTOR (CR)	3	15	1,582
ELVALHALCOR (CR)	17	94	2,682
EUROBANK (CR)	127	3,211	25,163
EYDAP S.A. (CR)	24	124	12,756
FOURLIS (CR)	10	48	2,869
GEK TERNA (CR)	46	160	5,178
HELLENIC EXCHANGES-A.S.E. (CR)	0	0	326
HELLENIQ ENERGY (CR)	15	50	4,195
INTRACOM HOLDINGS (CR)	58	233	11,897
JUMBO SA (CR)	12	66	4,052
LAMDA DEVELOPMENT SA (CR)	88	419	19,064
METLEN PLC (CR)	102	217	13,966
MIG (CR)	1	1	143
MOTOR OIL (CR)	4	22	221
NATIONAL BANK (CR)	84	929	11,069
OPTIMA BANK (CR)	0	0	485
OTE (CR)	3	11	877
P.P.A. S.A. (CR)	0	0	40
PIRAEUS BANK (CR)	174	2,722	45,682
PPC (CR)	81	305	17,708
QUEST HOLDINGS (CR)	7	35	213
TITAN (CB)	3	7	340
VIOHALCO SA/NV (CB)	50	163	2,006
Index Options	40	514	4,223
FTSE/Athex Large Cap	40	514	4,223
Stock Options	5	215	3,847
Allwyn AG (CR)	4	200	598
ALPHA BANK (CR)	0	0	98
NATIONAL BANK (CR)	0	0	364
OTE (CR)	1	15	227
PIRAEUS BANK (CR)	0	0	2,450
PPC (CR)	0	0	110
Total Derivatives Traded	2,061	27,136	1,721,730

Number of Outstanding Securities	Nominal Value	Dividends [1]			Date of Last Coupon		Note	Shares	Closing price	% change	Previous closing price/date	Open price	Price min	Price max	Last price	Avg price	Last Bid [7]	Last Ask [7]	P/E after tax	Year	Volume	Trades	Transactions Value[8]	Company Mkt Value (thou. €)	Year low	Year high	Sector[4]	
2023	2024	2025	Dividend [2]	Right																								
804,287,662	0.300	1.6123	1.4029	0.5	08/04/2026	25/06/2024	---	Allwyn AG (CR)	13.77	1.25 #	13.6	14/04/2026	13.65	13.65	14.075	13.77	13.872	296@13.77	21231@13.81	---	---	1,085,609	5,407	15,059,338.29	1,075,041.11	13.09	19.03	40501020
2,315,261,358	0.290	0.026	0.0303	0.0485	01/12/2025	18/04/2017	---	ALPHA BANK (CR)	3.78	-0.53 €	3.8	14/04/2026	3.839	3.747	3.851	3.78	3.792	13162@3.78	20@3.79	---	---	10,013,919	7,645	37,974,163.25	8,751,687.93	2.95	4.489	30101010
58,492,542	1.00	---	0.1	---	23/06/2025	27/01/2025	---	ALTER EGO MEDIA (CR)	5.11	2.82 #	4.97	14/04/2026	4.95	4.94	5.12	5.11	4.985	100@5.05	170@5.12	---	---	152,357	670	759,535.24	298,896.89	4.88	6.425	40301035
36,353,868	1.00	0.1	0.11	---	01/07/2025	21/08/2023	---	AUSTRIACARD (CB)	7.07	0.71 #	7.02	14/04/2026	7.05	7.03	7.24	7.07	7.142	650@7.06	7673@7.10	---	---	55,410	240	395,717.89	257,021.85	6.04	8.28	10101010
48,624,764	0.080	0.7	0.85	---	10/04/2025	05/12/2022	---	AUTOHELLAS SA (CR)	12.42	1.97 #	12.18	14/04/2026	12.3	12.22	12.46	12.42	12.363	1107@12.34	270@12.44	---	---	25,212	246	311,700.42	603,919.57	10.68	13.44	40401030
1,867,802,694	0.300	---	---	---	30/05/2013	10/10/2023	---	BALLY'S INTRALOT (CR)	1.037	4.75 #	0.99	14/04/2026	0.998	0.99	1.037	1.037	1.022	1000@1.03	27500@1.04	---	---	1,557,710	985	1,591,286.66	1,936,911.39	0.822	1.1	40501020
435,686,031	0.100	---	0.48	0.2	22/09/2025	23/09/2024	---	BANK OF CYPRUS (CR)	9.33	0.32 #	9.3	14/04/2026	9.3	9.21	9.38	9.33	9.304	1856@9.33	30@9.34	---	---	361,313	1,011	3,361,606.18	4,064,950.67	7.94	9.84	30101010
212,384,903	0.08	0.14	---	---	24/06/2025	07/12/2016	---	CENERGY HOLDINGS (CB)	20.68	2.27 #	20.22	14/04/2026	20.3	19.8	20.68	20.68	20.161	451@20.62	2524@20.70	---	2025	163,771	1,172	3,301,764.76	4,392,119.79	15.12	22.35	50202010
373,239,562	6.70	0.93	1.03	---	29/05/2025	29/04/2013	---	CC HBC AG (CR)	50.5	-0.39 €	50.7	14/04/2026	50.9	50.2	51	50.5	50.608	10@50.30	129@50.80	---	---	22,656	239	1,146,575.10	8,848,597.88	42.5	55.75	45101020
1,993,012,407	0.050	---	---	---	04/06/2008	16/10/2024	---	CrediaBank (CR)	1.158	0.17 #	1.156	14/04/2026	1.17	1.146	1.192	1.158	1.166	2228@1.16	152410@1.16	---	---	3,706,959	1,906	4,321,057.13	2,307,908.37	0.871	1.722	30101010
3,631,510,801	0.220	0.0933	0.105	0.0468	06/11/2025	20/05/2019	---	EUROBANK (CR)	4.027	0.32 #	4.014	14/04/2026	4.014	3.98	4.064	4.027	4.024	150000@4.02	1386@4.03	---	---	6,752,471	6,983	27,169,309.15	4,624,094.00	3.162	4.392	30101010
51,889,670	1.00	0.12	0.15	---	27/06/2025	23/07/2019	---	FOURLIS (CR)	4.8	4.12 #	4.61	14/04/2026	4.62	4.62	4.81	4.8	4.775	378@4.78	550@4.82	---	---	102,606	521	489,922.23	249,070.42	4.04	4.81	40401010
305,635,185	2.18	0.9	0.75	0.2	19/01/2026	01/10/2003	---	HELLENIO ENERGY (CR)	9.68	-1.73 €	9.85	14/04/2026	9.85	9.62	9.935	9.68	9.686	246@9.67	73@9.72	---	---	261,990	1,314	2,537,579.31	2,958,548.59	8.4	10.4	60101020
83,600,000	0.690	0.0504	0.1209	---	22/09/2025	02/07/2024	---	INTRACOM HOLDINGS (CR)	3.065	3.20 #	2.97	14/04/2026	2.995	2.995	3.065	3.065	3.03	550@3.05	2950@3.07	---	---	105,421	501	319,455.91	256,234.00	2.685	3.85	10101010
134,365,561	0.880	1.4726	0.5063	---	23/03/2026	05/03/2014	---	JUMBO SA (CR)	23.5	0.77 #	23.32	14/04/2026	23.3	23.3	23.74	23.5	23.55	1237@23.48	3500@23.62	---	---	592,233	1,770	13,947,129.06	3,157,590.68	21.82	28.7	40401010
176,736,715	0.300	---	---	---	30/05/2007	27/11/2019	---	LAMDA DEVELOPMENT SA (CR)	6.18	0.98 #	6.12	14/04/2026	6.12	6.095	6.26	6.18	6.193	114@6.18	20@6.19	---	---	428,918	1,873	2,656,253.56	1,092,232.90	5.85	7.76	35101010
169,043,561	0.300	---	0.02	---	17/07/2025	28/11/2022	---	LAVIPHARM SA (CR)	1.43	1.27 #	1.412	14/04/2026	1.448	1.42	1.46	1.43	1.427	2000@1.43	500@1.44	---	---	640,612	228	914,023.37	241,732.29	0.937	1.46	20103015
143,022,980	1.00	---	---	---	04/08/2025	---	---	METLEN PLC (CR)	35.42	0.63 #	35.2	14/04/2026	35.4	35.18	35.6	35.42	35.413	169@35.40	12@35.48	---	---	213,330	2,190	7,554,559.70	5,065,873.95	31.9	47.68	65102000
126,502,434	0.500	0.0304	0.0302	---	15/05/2025	28/07/2021	---	PREMIA (CR)	1.342	0.30 #	1.338	14/04/2026	1.346	1.34	1.348	1.344	1.343	200@1.34	1500@1.35	---	---	62,123	214	83,428.10	169,766.27	1.236	1.49	35102000
24,823,934	0.230	0.049	0.0647	---	01/07/2025	08/06/2022	---	PROFILE SA (CR)	7.47	-1.32 €	7.57	14/04/2026	7.5	7.46	7.81	7.47	7.645	195@7.46	3492@7.50	---	---	79,072	290	604,517.77	185,434.79	6	8.12	10101010
70,029,804	1.00	---	---	---	15/05/2025	---	---	QUALCO GROUP (CR)	5.81	0.69 #	5.77	14/04/2026	5.77	5.68	5.82	5.81	5.714	1005@5.75	2770@5.82	---	---	44,143	184	252,253.37	406,873.16	5.08	6.73	10101015
35,377,749	0.280	---	---	---	18/07/2005	22/12/2025	---	QUALITY & RELIABILITY SA (CR)	1.15	0.52 #	1.144	14/04/2026	1.14	1.14	1.164	1.15	1.149	800@1.15	3800@1.15	---	---	63,638	122	73,102.86	40,684.41	1	1.43	10101010
78,325,475	0.85	3	---	---	30/06/2025	23/07/2019	---	TITAN (CB)	4.8	-1.84 €	48.9	14/04/2026	48.9	48	49	48	48.161	1182@48.00	895@48.20	---	---	57,442	1,086	2,766,441.56	3,759,622.80	42.6	59	50101030
259,189,761	0.12	0.16	---	---	24/06/2025	26/02/2016	---	VIOHALCO SA/NV (CB)	14.26	0.42 #	14.2	14/04/2026	14.36	14.1	14.4	14.26	14.225	5@14.22	450@14.28	---	---	106,029	535	1,508,294.86	3,696,045.99	11.4	15.78	55102015
148,321,516	0.300	0.03	0.07	---	02/09/2025	22/01/2020	---	AVAX S.A. (CR)	3.16	-1.10 €	3.195	14/04/2026	3.195	3.16	3.225	3.16	3.196	5@3.16	90@3.19	---	---	312,149	447	997,582.82	468,695.99	2.79	3.645	50101010
232,000,000	2.12	0.0582	0.1207	0.1207	25/09/2025	19/06/2017	---	ADMIE (IPTO) HOLDING S.A. (CR)	3.035	-0.82 €	3.06	14/04/2026	3.015	3.01	3.05	3.035	3.033	32500@3.03	5346@3.04	---	2025	105,484	264	319,893.73	704,120.00	2.76	3.125	65101015
90,167,100	0.500	0.7515	0.8041	---	20/05/2025	24/05/2021	---	AEGEAN AIRLINES (CR)	13.13	1.78 #	12.9	14/04/2026	13.02	13	13.18	13.13	13.097	1708@13.15	300@13.16	---	---	131,051	979	1,716,318.82	1,183,894.02	10.8	15.36	40501010
204,002,463	0.300	---	---	---	12/08/2008	07/01/2025	---	AKTOR S.A. HOLDING CO. (CR)	11	0.37 #	10.96	14/04/2026	10.9	10.8	11.08	11	10.958	115@10.98	847@11.00	---	---	147,981	748	1,621,625.56	2,244,027.09	9.25	11.7	50101010
103,423,291	0.570	---	0.4134	---	25/06/2025	28/08/2024	---	GEK TERNA (CR)	39.66	-0.95 €	40.04	14/04/2026	40	39.42	40.5	39.66	39.998	851@39.64	321@39.82	---	---	239,293	2,901	9,571,221.00	4,101,767.72	25.28	40.5	50101010
369,270,000	2.48	0.25	0.4	---	21/07/2025	12/12/2001	---	PPC (CR)	19.99	2.09 #	19.58	14/04/2026	19.38	19.38	20.02	19.99	19.911	2028@19.98	26169@20.00	---	---	736,806	2,630	14,670,182.60	7,381,707.30	16.28	20.56	65101015
309,544,087	1.00	0.33	0.7862	---	23/04/2025	07/02/2024	---	ATHENS INTL AIRPORT (CR)	10.88	0.55 #	10.82	14/04/2026	10.72	10.72	11.07	10.88	10.933	1400@10.87	231@10.90	---	2025	202,017	1,486	2,208,672.88	3,367,839.67	9.92	12	50206060
914,715,153	1.00	0.3643	0.4442	0.221	10/11/2025	29/08/2018	---	NATIONAL BANK (CR)	15.04	-0.60 €	15.13	14/04/2026	15.02	14.825	15.095	15.04	14.943	680@15.00	9248@15.05	---	---	3,194,537	5,744	47,737,180.31	13,757,315.90	12.06	16.005	30101010
27,728,682	0.260	(0.06)	0.065	---	14/07/2025	24/07/2024	---	EKTER SA (CR)	4	1.01 #	3.96	14/04/2026	3.96	3.925	4.055	4	3.991	300@3.97	2585@4.00	---	---	73,969	234	295,191.88	110,914.73	3.28	4.59	50101010
375,241,586	0.390	0.04	0.0901	---	26/06/2025	14/07/2006	---	ELVALHALCOR (CR)	4.04	-1.10 €	4.085	14/04/2026	4.1	4.04	4.16	4.04	4.087	851@4.04	600@4.07	---	---	163,276	951	667,288.79	1,515,976.01	3.21	5.07	55102015
348,192,005	0.040	---	---	0.5029	22/12/2025	24/03/2025	---	ELLAKTOR (CR)	1.33	2.47 #	1.298																	

Daily Official List

Year: 147 Trading Day No: 67

Section 2: Analytic Figures of Shares Transactions

Wednesday, 15 April, 2026

Number of Outstanding Securities	Nominal Value	Dividends [1]			Date of Last Coupon		Note	Shares	Closing price	% change	Previous closing price/date	Open price	Price min	Price max	Last price	Avg price	Last Bid [7]	Last Ask [7]	P/E after tax	Year	Volume	Trades	Transactions Value[8]	Company Mkt Value (thou. €)	Year low	Year high	Sector[4]	
		2023	2024	2025	Dividend [2]	Right																						
63,700,000	0.780	0.2313	0.3139	---	02/05/2025	13/06/2018	---	GR. SARANTIS S.A. (CR)	15.54	0.91 #	15.4	14/04/2026	15.42	15.14	15.58	15.54	15.47	2318@15.46	129@15.54	---	---	31,907	389	493,595.00	989,898.00	12.92	15.7	45201020
221,322,426	1.15	(0.1467)	(0.19)	---	23/06/2025	09/07/2025	---	OPTIMA BANK (CR)	9.085	-1.09 €	9.185	14/04/2026	9.28	9.005	9.3	9.085	9.074	5@9.07	5@9.09	---	---	99,134	736	899,589.30	2,010,714.24	7.59	10.1	30101010
1,235,953,028	0.930	0.0632	---	---	10/07/2024	03/06/2025	---	PIRAEUS BANK (CR)	8.514	0.64 #	8.46	14/04/2026	8.534	8.32	8.542	8.514	8.416	600@8.50	12815@8.52	---	---	6,130,316	6,499	51,594,100.92	10,522,904.08	6.53	8.99	30101010
Main Market - Medium Liquidity Class																												
13,126,020	0.660	0.1376	0.1713	---	16/12/2025	04/09/2020	---	AS COMPANY SA (CR)	4.22	3.18 #	4.09	14/04/2026	4.09	4.075	4.28	4.22	4.212	400@4.22	100@4.26	---	---	35,820	100	150,859.18	55,391.80	3.62	4.28	40401030
14,000,000	1.95	0.26	0.5	---	24/06/2025	26/03/2024	---	ALPHA REAL ESTATE (CR)	7.24	0.28 #	7.22	14/04/2026	7.04	7.04	7.3	7.26	7.224	20@7.16	50@7.26	---	---	3,723	58	26,895.56	101,360.00	6.94	7.58	35101015
3,150,744	0.360	0.563	0.5842	---	27/05/2025	02/06/2020	---	ALPHA TRUST HOLDINGS (CR)	19.75	---	19.75	14/04/2026	19.7	19.65	19.85	19.8	19.753	50@19.85	299@19.95	---	---	2,990	20	59,062.00	62,227.19	11.9	20	30202010
243,164,193	0.300	0.07	0.07	---	12/09/2025	05/12/2023	---	ATTICA HOLDINGS (CR)	1.628	---	1.628	14/04/2026	1.62	1.61	1.63	1.628	1.619	1008@1.61	170@1.63	---	---	14,282	79	23,123.16	395,871.31	1.5	2.06	40501015
178,157,803	0.040	---	---	---	01/07/2008	21/02/2020	---	AVE (CR)	0.459	1.55 #	0.452	14/04/2026	0.453	0.448	0.459	0.459	0.453	100@0.457	2781@0.459	---	---	15,428	32	6,996.45	81,774.43	0.423	0.49	40301010
47,149,827	2.10	---	0.135	0.08	05/11/2025	27/12/2024	---	BRIQ PROPERTIES (CR)	3.06	1.32 #	3.02	14/04/2026	3.05	3.05	3.06	3.06	3.054	33@3.06	9500@3.07	---	---	86,582	70	264,416.34	144,278.47	2.86	3.12	35102000
101,123,806	0.360	---	---	---	22/07/2010	28/06/2011	---	CENTRIC HOLDINGS (CR)	0.299	-2.92 €	0.308	14/04/2026	0.299	0.299	0.308	0.299	0.301	10500@0.298	300@0.306	---	---	24,357	33	7,334.69	30,236.02	0.276	0.42	40203040
784,500	10.00	0.5008	0.4	0.15	02/12/2025	31/07/2018	---	CNL CAPITAL (CR)	6.95	---	6.95	14/04/2026	---	---	---	---	---	100@6.90	1119@7.00	---	2024	---	---	---	5,452.28	6.3	7.6	30202010
10,567,700	0.300	---	---	---	06/10/2005	13/02/2002	---	CPI SA (CR)	0.528	---	0.528	14/04/2026	---	---	---	---	---	900@0.487	1030@0.518	---	---	---	---	---	5,579.75	0.442	0.646	10102030
18,680,300	0.050	---	---	---	06/07/2022	---	---	DIMAND (CR)	12.95	1.97 #	12.7	14/04/2026	12.65	12.55	12.95	12.95	12.686	200@12.75	1581@12.95	---	---	22,842	104	289,773.95	241,909.89	10.95	13.5	35101010
15,333,480	0.100	---	0.04	---	07/07/2025	02/02/2026	---	E.I.N.S. (CR)	1.588	0.51 #	1.58	14/04/2026	1.58	1.572	1.602	1.588	1.585	600@1.59	899@1.59	---	---	49,337	93	78,204.12	24,349.57	1.38	2.115	50205020
121,168,897	0.040	---	---	---	07/07/2010	16/01/2024	5160	FRIGOGLASS SA (CR)	0.343	2.39 #	0.335	14/04/2026	0.344	0.326	0.344	0.343	0.332	10@0.338	2000@0.344	---	2024	47,622	25	15,823.28	41,560.93	0.291	0.5	50204000
56,003,921	1.55	---	---	---	30/08/1993	29/01/2026	---	IDEAL HOLDINGS (CR)	5.83	-0.85 €	5.88	14/04/2026	5.91	5.83	5.91	5.83	5.862	9@5.79	9707@5.86	---	---	30,253	125	177,349.28	326,502.86	5.3	6.71	10102030
4,740,000	0.860	---	---	---	14/03/2003	---	---	LOGISMOS S.A. (CR)	2.12	---	2.12	14/04/2026	---	---	---	---	---	1200@2.04	1000@2.10	---	2024	---	---	---	10,048.80	1.96	2.58	10101015
17,120,280	0.940	0.12	0.3	---	26/05/2025	26/06/2023	---	LOULIS FOOD (CR)	3.88	2.11 #	3.8	14/04/2026	3.8	3.73	3.88	3.88	3.786	400@3.74	200@3.91	---	---	1,133	9	4,289.50	66,426.69	3.42	4.1	45102020
4,419,616	1.58	0.06	0.13	---	07/07/2025	04/03/2015	---	MEDICON S.A. (CR)	2.46	-0.41 €	2.47	14/04/2026	2.47	2.44	2.47	2.46	2.451	1000@2.40	247@2.46	---	---	1,113	8	2,727.98	10,872.26	2.32	2.75	20102010
468,700	2.8	2.4	---	---	12/06/2025	21/05/2004	---	MERMEREN KOMB. A.D. PR. (GDR)	34	2.41 #	33.2	14/04/2026	33.8	33.8	34	34	33.903	58@31.00	135@34.00	---	2024	29	2	983.20	15,935.80	31	36.2	55102000
10,500,000	0.950	0.15	0.25	---	04/07/2025	21/07/2023	---	MEVACO SA (CR)	9.1	-1.52 €	9.24	14/04/2026	9.26	9.02	9.26	9.02	9.093	111@9.06	4000@9.24	---	2024	1,349	12	12,266.22	95,550.00	8.3	9.85	55102015
31,400,000	0.400	---	---	---	26/04/2007	10/05/2023	---	MIG (CR)	3.21	0.63 #	3.19	14/04/2026	3.19	3.19	3.245	3.21	3.2	1@3.20	150@3.25	---	---	3,152	39	10,086.05	100,794.00	2.82	3.85	30202000
153,908,095	0.870	0.0229	0.0248	---	11/09/2025	02/08/2024	---	ORILINA PROPERTIES REIC (CR)	0.816	1.24 #	0.806	14/04/2026	0.808	0.808	0.824	0.816	0.814	1000@0.814	2050@0.818	---	---	19,407	41	15,802.94	125,589.01	0.77	0.886	35102000
14,101,683	0.100	0.0526	0.1091	---	03/06/2025	02/11/2021	---	PERFORMANCE TECHNOLOGIES (CR)	8.45	3.05 #	8.2	14/04/2026	8.23	8	8.45	8.45	8.151	2000@8.40	30@8.47	---	---	71,311	196	581,223.42	119,159.22	6.62	8.92	10101010
107,222,688	0.440	0.22	0.3	---	23/06/2025	16/03/2022	---	QUEST HOLDINGS (CR)	6.9	1.47 #	6.8	14/04/2026	6.76	6.76	6.9	6.9	6.85	500@6.80	396@6.90	---	---	17,979	176	123,157.78	739,836.55	6.07	7.22	10101010
30,703,824	0.400	0.04	0.0509	---	19/08/2025	06/08/2021	---	REAL CONSULTING (CR)	5.8	0.35 #	5.78	14/04/2026	5.92	5.66	5.92	5.8	5.743	32@5.72	278@5.80	---	---	26,937	120	154,697.92	178,082.18	4.95	6.56	10101010
6,456,530	1.08	0.16	0.15	---	21/07/2025	02/08/2010	---	SPACE HELLAS SA (CR)	6.34	0.95 #	6.28	14/04/2026	6.34	6.26	6.4	6.34	6.327	339@6.34	79@6.36	---	---	2,068	18	13,083.78	40,934.40	5.92	8.48	15101010
121,132,042	1.60	0.08	0.1	0.0651	30/12/2025	10/11/2023	---	TRADE ESTATES REIC (CR)	1.954	-0.81 €	1.97	14/04/2026	1.96	1.92	1.97	1.954	1.957	659@1.95	1000@1.96	---	---	35,389	54	69,251.97	236,692.01	1.81	2.02	35102045
17,513,933	0.300	---	---	---	16/11/1992	09/10/2025	---	UNIBIOS (CR)	2.66	---	2.66	14/04/2026	2.72	2.62	2.72	2.66	2.663	70@2.66	1019@2.69	---	---	6,864	46	18,276.85	46,587.06	2.13	2.97	50204000
37,975,800	0.600	---	---	---	10/09/2019	01/04/2026	---	YIKNOT (CR)	0.958	7.88 #	0.888	14/04/2026	0.89	0.882	0.976	0.958	0.937	2585@0.960	1000@0.968	---	---	237,257	454	222,343.99	36,380.82	0.7326	1.7394	40501015
32,413,681	0.370	---	---	---	15/07/2009	11/05/2000	---	ALUMIL (CR)	6.2	1.14 #	6.13	14/04/2026	6.13	6.11	6.2	6.2	6.174	683@6.20	1500@6.21	---	---	36,164	90	223,290.77	200,964.82	5	6.88	55102035
3,734,164	3.44	0.4954	0.5896	---	14/10/2025	19/07/2022	---	ANDROMEDA SA (CR)	8.12	-1.70 €	8.26	14/04/2026	8.28	8.12	8.3	8.12	8.233	20@8.14	50@8.28	---	2025	10,206	63	84,021.54	30,321.41	7.58	9.1	30204000
23,986,500	1.00	---	---	---	26/06/2009	25/08/2025	---	BIOKARPET S.A.(CR)	1.7	-0.93 €	1.716	14/04/2026	1.71	1.682	1.716	1.7	1.705	100@1.68	235@1.72	---	---	13,207	48	22,520.32	40,777.05	1.45	2.06	50101035
6,325,000	0.600	0.145	0.07	---	28/07/2025	17/02/2014	---	VOYATZOGLOU (CR)	2.1	---	2.1	14/04/2026	2.1	2.1	2.1	2.1	2.1	1000@1.80	162@2.10	---	---	600	10	1,260.00	13,282.50	1.96	2.44	50205010
24,060,000	0.300	0.075	0.075	---	17/06/2025	01/07/2019	---	GEN. COMMERCIAL & IND.SA (CR)	2.24	0.90 #	2.22	14/04/2026	2.23	2.19	2.24	2.24	2.209	70@2.20	27@2.24	---	2025	5,200	16	11,484.88	53,894.40	2.01	2.52	50205010
15,000,000	0.300	---	---	---	06/07/2007	18/07/2000	---	DAIOS PLASTICS SA (CR)	5.92	-1.99 €	6.04	14/04/2026	6.04	5.9	6.14	5.92	6.008	1000@5.50	500@6.00	---	---	3,491	35	20,973.54	88,800.00	4.98	7.15	

Daily Official List

Year: 147 Trading Day No: 67

Section 2: Analytic Figures of Shares Transactions

Wednesday, 15 April, 2026

Number of Outstanding Securities	Nominal Value	Dividends [1]			Date of Last Coupon		Note	Shares	Closing price	% change	Previous closing price/date	Open price	Price min	Price max	Last price	Avg price	Last Bid [7]	Last Ask [7]	P/E after tax	Year	Volume	Trades	Transactions Value[8]	Company Mkt Value (thou. €)	Year low	Year high	Sector[4]	
		2023	2024	2025	Dividend [2]	Right																						
13,673,200	0.420	0.05	0.05	---	19/08/2025	26/07/2001	---	EVROFARMA (CR)	3.53	-0.28	€ 3.54	14/04/2026	3.43	3.42	3.54	3.53	3.424	202@3.42	102@3.53	---	---	5,402	7	18,496.20	48,266.40	3.02	4.07	45102020
18,146,007	1.00	---	---	---	23/08/2023	10/09/2010	---	ELASTRON (CR)	2.27	-0.44	€ 2.28	14/04/2026	2.23	2.2	2.27	2.27	2.225	200@2.22	4913@2.27	---	---	10,895	62	24,238.01	41,191.44	2.02	2.65	55102010
23,828,130	0.500	0.108	0.1366	---	14/07/2025	17/02/2009	---	ELINOIL S.A. (CR)	2.28	---	~ 2.28	14/04/2026	2.27	2.23	2.28	2.28	2.266	17@2.23	990@2.28	---	---	328	8	743.10	54,328.14	2.11	2.59	60101020
19,864,886	5.60	0.672	0.672	---	23/04/2025	02/07/2008	---	BANK OF GREECE (CR)	15.5	---	~ 15.5	14/04/2026	15.3	15.3	15.6	15.5	15.427	199@15.40	90@15.50	---	2025	6,183	48	95,387.60	307,905.73	14.8	17.5	30101010
60,348,000	0.420	0.2504	0.3025	---	23/06/2025	04/08/2021	---	HELLENIC EXCHANGES-A.S.E. (CR)	7.05	0.71	# 7	14/04/2026	7	6.97	7.06	7.05	7.002	10@7.03	752@7.05	---	---	122,603	164	858,483.61	425,453.40	5.72	7.26	30202015
26,730,187	0.520	---	0.07	---	09/07/2025	01/08/2017	---	ELTON SA (CR)	1.78	2.30	# 1.74	14/04/2026	1.74	1.74	1.78	1.78	1.747	898@1.75	1507@1.78	---	---	17,226	59	30,096.02	47,579.73	1.62	2.22	50205010
36,300,000	1.12	0.0276	0.055	---	01/07/2025	12/12/2007	---	THESSALONIKA WATER & SEWERAGE	3.8	-1.04	€ 3.84	14/04/2026	3.86	3.75	3.87	3.8	3.811	431@3.78	14@3.80	---	---	30,381	94	115,780.24	137,940.00	3.4	4.02	65102030
143,352,325	0.260	---	---	---	29/08/2022	28/04/2025	---	EVROPI HOLDINGS S.A. (CR)	1.9	2.04	# 1.862	14/04/2026	1.86	1.86	1.914	1.9	1.893	5180@1.88	100@1.91	---	---	53,700	77	101,662.97	272,369.42	1.77	2.34	30302025
86,735,980	0.310	0.02	---	---	22/07/2024	07/09/2023	---	ATHENS MEDICAL CENTER SA (CR)	1.765	0.86	# 1.75	14/04/2026	1.765	1.74	1.775	1.765	1.761	200@1.73	4672@1.77	---	---	7,948	30	13,996.05	153,089.00	1.565	2.07	20101010
114,320,400	0.100	---	---	---	26/11/2021	05/08/2019	---	IKTINOS HELLAS SA (CR)	0.329	-0.15	€ 0.3295	14/04/2026	0.3205	0.318	0.329	0.329	0.323	498@0.323	830@0.329	---	---	115,770	85	37,403.67	37,611.41	0.302	0.4535	50101035
14,111,198	0.450	(0.0133)	0.07	---	31/07/2025	09/01/2025	---	ILYDA S.A. (CR)	4.48	0.45	# 4.46	14/04/2026	4.42	4.42	4.5	4.48	4.478	180@4.44	80@4.48	---	2024	4,689	38	20,998.81	63,218.17	3.74	5.52	10101015
3,417,600	0.100	0.016	---	---	04/07/2024	02/04/2024	---	INTERWOOD-XYLEMPORIA (PR)	0.71	-5.33	€ 0.75	14/04/2026	0.75	0.565	0.75	0.715	0.589	500@0.575	445@0.700	---	---	5,055	13	2,979.33	13,599.18	0.4	0.76	50101020
45,417,399	0.100	---	---	---	25/07/2008	02/04/2024	---	INTERWOOD-XYLEMPORIA (CR)	0.246	2.93	# 0.239	14/04/2026	0.243	0.239	0.246	0.246	0.243	500@0.244	385@0.248	---	---	15,370	15	3,730.41	13,599.18	0.201	0.274	50101020
18,567,912	0.590	0.16	0.201	---	02/07/2025	26/01/2021	---	INTERLIFE G.C.I.(CR)	6.46	1.25	# 6.38	14/04/2026	6.4	6.3	6.46	6.46	6.383	499@6.34	422@6.46	---	2024	16,970	92	108,312.02	119,948.71	5.56	6.98	30302025
8,424,900	0.500	---	---	---	12/07/2010	04/07/2019	---	INTERTECH SA (CR)	1.395	---	~ 1.395	14/04/2026	---	---	---	---	---	10@1.34	1750@1.39	---	2024	---	---	---	11,752.74	0.99	1.5	50205010
2,760,000	11.83	12.4	14	---	30/05/2025	16/07/1990	---	KARELIA (CR)	414	1.72	# 407	14/04/2026	413	410	414	414	412.698	1@410.00	50@414.00	---	---	116	31	47,873.00	1,142,640.00	354	414	45103010
19,804,134	0.150	---	---	---	01/07/2004	06/11/2017	---	KEKROPS SA (CR)	1.725	3.29	# 1.67	14/04/2026	1.69	1.65	1.725	1.725	1.701	150@1.69	424@1.73	---	2024	8,203	48	13,949.23	34,162.13	1.53	2.35	35101010
11,510,102	0.890	---	---	---	24/06/2005	06/10/1999	---	NAFPAKTOS TEXTILE (CR)	1.33	1.14	# 1.315	14/04/2026	1.31	1.31	1.33	1.33	1.312	183@1.31	2680@1.34	---	---	1,217	7	1,596.27	15,308.44	1.26	1.69	55101020
21,224,340	0.420	---	---	---	06/09/2022	25/04/2006	---	KORDELLOS BROS SA (CR)	0.433	1.88	# 0.425	14/04/2026	0.432	0.414	0.434	0.433	0.432	2@0.432	1195@0.435	---	2024	4,597	47	1,985.87	9,190.14	0.366	0.554	55102010
33,065,136	0.380	0.3506	0.4007	---	21/08/2025	16/09/2013	---	KRI-KRI S.A. (CR)	23	-0.43	€ 23.1	14/04/2026	23.2	23	23.3	23	23.115	100@22.85	5@23.10	---	2024	14,056	99	324,911.30	760,498.13	19.18	24.65	45102020
6,200,000	0.500	---	---	---	22/06/2010	01/11/1995	---	MINERVA KNITWEAR (CR)	0.57	0.88	# 0.565	14/04/2026	0.555	0.555	0.57	0.57	0.57	250@0.545	29@0.570	---	---	43	2	24.50	3,534.00	0.473	0.772	40204020
5,939,268	0.620	---	---	---	10/07/2003	03/01/2002	---	LANAKAM SA (CR)	1.345	3.86	# 1.295	14/04/2026	1.35	1.25	1.35	1.345	1.285	100@1.22	499@1.35	---	---	1,160	11	1,490.43	7,988.32	0.96	1.43	40401020
9,819,370	0.500	---	---	---	14/08/2007	09/01/2004	---	MATHIOS REFRACTORY SA (CR)	0.695	---	~ 0.695	14/04/2026	0.685	0.685	0.7	0.695	0.696	145@0.680	7@0.695	---	---	121	6	84.19	6,824.46	0.59	0.97	55101000
30,150,000	0.360	0.122	0.1335	---	17/06/2025	25/04/2019	---	MOTODYNAMICS S.A. (CR)	2.52	-0.39	€ 2.53	14/04/2026	2.55	2.51	2.57	2.52	2.551	1542@2.51	945@2.52	---	---	25,070	47	63,954.54	75,978.00	2.23	2.7	40401030
126,431,958	2.50	0.025	0.043	---	03/06/2025	05/06/2024	---	NOVAL PROPERTY REIC (CR)	2.62	-0.38	€ 2.63	14/04/2026	2.6	2.6	2.64	2.62	2.63	417@2.62	300@2.65	---	2025	6,114	15	16,081.10	331,251.73	2.51	2.92	35102045
10,080,000	3.00	1.3	2	---	16/05/2025	27/08/2001	---	TPA SA (CR)	36.5	1.11	# 36.1	14/04/2026	36.2	36	36.7	36.5	36.331	260@36.10	59@36.60	---	---	607	17	22,053.00	367,920.00	33.2	38.8	50206060
25,000,000	2.00	1.336	1.92	---	04/08/2025	08/08/2003	---	P.P.A. S.A. (CR)	38.4	-1.41	€ 38.95	14/04/2026	38.75	38.15	39	38.4	38.662	7@38.40	30@39.00	---	2025	7,907	193	305,700.00	960,000.00	35.4	41.1	50206060
68,926,799	0.240	---	---	---	07/07/2023	---	---	ONYX TOURISTIKI S.A. (CR)	1.37	---	~ 1.37	14/04/2026	1.37	1.358	1.384	1.37	1.368	55@1.36	4780@1.37	---	---	33,015	105	45,159.50	94,429.71	1.33	2.22	40401020
4,971,466	1.46	---	---	---	04/07/2007	08/10/2003	---	PAIRIS SA (CR)	0.848	-0.93	€ 0.856	14/04/2026	0.866	0.814	0.866	0.848	0.821	500@0.796	58@0.848	---	---	978	14	803.24	4,215.80	0.73	0.984	50203030
27,098,594	0.540	0.0702	0.0605	0.0404	07/10/2025	14/01/2021	---	PAPOUTSANIS (CR)	3.69	-0.27	€ 3.7	14/04/2026	3.73	3.68	3.74	3.69	3.708	200@3.65	155@3.69	---	2025	2,994	16	11,100.87	99,993.81	3.32	4.06	45201020
7,070,400	0.930	0.8645	0.3242	---	11/07/2025	06/05/2016	---	PETROPOULOS PETROS (CR)	7.8	0.77	# 7.74	14/04/2026	7.76	7.68	7.9	7.8	7.778	595@7.68	500@7.80	---	---	15,902	65	123,688.22	55,149.12	7.58	8.98	50206015
43,741,452	0.660	0.2388	0.2391	0.07	19/01/2026	01/11/1999	---	THRACE PLASTICS SA (CR)	3.88	0.26	# 3.87	14/04/2026	3.9	3.83	3.9	3.88	3.847	226@3.83	268@3.89	---	---	26,110	89	100,435.57	169,716.83	3.55	4.535	50203015
24,319,250	0.300	---	---	---	09/07/2002	04/07/2007	5165	PROODEFTIKH SA (CR)	0.338	-5.06	€ 0.356	14/04/2026	0.321	0.321	0.342	0.338	0.328	1000@0.333	150@0.338	---	---	3,850	12	1,261.70	8,219.91	0.292	0.5	50101010
21,912,599	0.300	0.0485	0.0483	---	29/04/2025	23/02/2007	---	REVOIL (CR)	1.585	-0.63	€ 1.595	14/04/2026	1.58	1.57	1.59	1.585	1.581	50@1.57	680@1.59	---	---	11,950	38	18,890.75	34,731.47	1.535	1.86	60101020
13,582,223	1.35	---	---	---	24/06/2008	02/02/2016	---	SIDMA STEEL (CR)	1.535	1.66	# 1.51	14/04/2026	1.495	1.49	1.535	1.535	1.502	700@1.51	28@1.54	---	---	4,072	26	6,115.62	20,848.71	1.455	2.12	55102010
40,693,350	5.00	---	---	---	03/07/2006	26/05/2015	---	TECHNICAL OLYMPIC SA (CR)	2.27	-1.30	€ 2.3	14/04/2026	2.28	2.25	2.3	2.27	2.275	648@2.										

Number of Outstanding Securities	Nominal Value	Dividends [1]			Date of Last Coupon		Note	Shares	Closing price	% change	Previous closing price/date	Open price	Price min	Price max	Last price	Avg price	Last Bid [7]	Last Ask [7]	P/E after tax	Year	Volume	Trades	Transactions Value[8]	Company Mkt Value (thou. €)	Year low	Year high	Sector[4]		
8,340,750	1.16	---	---	---	25/06/2009	17/09/2018	---	HAIDEMENOS SA (CR)	0.7	-2.10	€ 0.715	14/04/2026	0.7	0.7	0.7	0.7	90@0.700	114@0.745	---	2024	10	2	7.00	5,838.53	0.65	0.83	50205030		
Main Market - Low Liquidity Class																													
11,943,624	0.540	0.15	0.165	---	01/07/2025	30/08/2019	---	FLEXOPACK SA (CR)	8.15	---	↔	8.15	14/04/2026	7.75	7.75	7.75	7.75	499@7.75	25@8.00	---	---	1	1	7.75	97,340.54	7.4	8.6	50203030	
244,737,498	0.500	0.02	0.03	0.04	26/03/2026	28/12/2023	---	TRASTOR REAL EST. INV. CO.(CR)	1.245	-0.40	€	1.25	14/04/2026	1.25	1.24	1.25	1.24	1.247	200@1.23	200@1.24	---	2025	1,117	6	1,393.08	304,698.19	1.15	1.38	35102000
15,300,000	0.300	---	0.01	---	09/10/2025	13/12/1999	---	ATTICA PUBLICATIONS SA (CR)	1.355	---	↔	1.355	14/04/2026	1.375	1.375	1.375	1.375	125@1.31	600@1.38	---	---	74	2	101.75	20,731.50	1.17	1.44	40301030	
18,810,000	0.400	0.0381	0.0591	---	20/10/2025	14/11/2007	---	VARVERIS - MODA BAGNO SA (CR)	6.3	-0.94	€	6.36	14/04/2026	6.26	6	6.3	6.3	6.158	131@6.12	756@6.30	---	---	5,690	46	35,038.62	118,503.00	5.16	6.4	40401025
3,307,500	0.210	0.4	0.4	---	23/10/2025	30/11/2022	---	ELVE SA (CR)	5.45	2.83	#	5.3	14/04/2026	5.2	5.2	5.5	5.45	5.372	5@5.35	250@5.50	---	2024	1,188	7	6,382.15	18,025.88	5	5.8	40204020
21,364,000	1.12	---	---	---	21/08/2023	08/03/2023	---	LAMPSA HOTEL SA (CR)	47.6	---	↔	47.6	14/04/2026	---	---	---	---	70@47.60	50@48.40	---	---	---	---	---	1,016,926.40	42.2	48	40501025	
38,566,614	0.700	---	---	---	21/07/2008	07/07/2025	---	MOUZAKIS (CR)	0.58	---	↔	0.58	14/04/2026	0.555	0.555	0.555	0.555	170@0.555	350@0.590	---	---	40	1	22.20	22,368.64	0.55	0.69	55101020	
42,500,000	1.00	0.0383	0.0538	0.1673	21/11/2025	13/09/2023	---	MPL KEDROS (CR)	4.36	---	↔	4.36	14/04/2026	4.35	4.35	4.37	4.36	4.363	500@4.30	300@4.36	---	---	1,781	13	7,770.35	185,300.00	4.23	4.41	35102000
6,340,000	0.600	0.2	0.23	0.23	09/12/2025	11/01/2024	---	NAKAS MUSIC	3.46	-3.35	€	3.58	14/04/2026	3.36	3.36	3.56	3.46	3.431	89@3.44	248@3.48	---	---	5,007	33	17,178.90	21,936.40	3.24	3.92	40401030
27,379,200	0.980	0.5001	0.52	---	25/08/2025	29/08/2022	---	CRETE PLASTICS SA (CR)	13.8	-2.13	€	14.1	14/04/2026	13.8	13.8	13.8	13.8	50@13.90	100@14.60	---	---	70	1	966.00	377,832.96	13.2	15.9	50203015	
255,494,534	2.71	0.247	0.705	0.216	15/12/2025	30/09/2021	---	PRODEA (CR)	6.2	0.81	#	6.15	14/04/2026	6.15	6.1	6.2	6.2	6.173	583@6.15	1720@6.20	---	---	18,334	120	113,175.45	1,584,066.11	5.2	6.5	35102000
4,181,450	0.500	---	---	---	21/08/2000	05/03/2002	---	FLOUR MILLS SARANTOPOULOS SA	1.56	---	↔	1.56	14/04/2026	---	---	---	---	---	---	630@1.69	---	---	---	---	6,523.06	1.12	1.56	45102020	

Exchange Traded Funds (ETFs)

1,345,078	---	---	---	---	15/06/2016	---	---	ALPHA ETF FTSE Athex Large Cap	58.85	0.15	#	58.76	14/04/2026	58.63	58.55	59	58.85	58.849	200@58.50	59@59.00	---	---	2,380	91	140,061.29	---	51.03	66.71	12003
-----------	-----	-----	-----	-----	------------	-----	-----	--------------------------------	-------	------	---	-------	------------	-------	-------	----	-------	--------	-----------	----------	-----	-----	-------	----	------------	-----	-------	-------	-------

Surveillance

8,321,682	0.670	---	---	---	17/08/2007	23/11/1999	---	N. LEVENTERIS (CR)	0.278	---	↔	0.278	14/04/2026	---	---	---	---	---	---	4500@0.270	---	2024	---	---	---	2,708.80	0.252	0.32	55102010
2,160,524	0.670	---	---	---	03/12/2018	23/11/1999	---	N. LEVENTERIS (PR)	0.183	---	↔	0.183	14/04/2026	---	---	---	---	---	---	---	---	2024	---	---	---	2,708.80	0.165	0.2	55102010

Suspension Status

13,191,620	0.620	---	---	---	04/08/2010	09/09/2002	5232	YALCO - CONSTANTINOU (CR)	0.16	---	↔	0.16	30/05/2025	---	---	---	---	---	---	26032@0.162	---	---	---	---	---	2,110.66	0.16	0.16	40202020
17,579,754	4.16	---	---	---	18/08/2006	02/08/2010	---	BIOTER SA (CR)	0.206	---	↔	0.206	30/05/2025	---	---	---	---	---	---	---	---	---	---	---	---	3,621.43	0.206	0.206	50101010
3,961,300	1.28	---	---	---	29/06/2004	03/08/2000	5248	DUROS SA (CR)	0.25	---	↔	0.25	24/04/2023	---	---	---	---	---	---	---	---	---	---	---	---	990.33	0.25	0.25	40204020
15,842,391	1.51	---	---	---	15/07/2009	12/05/2000	5141	BITROS HOLDING SA (CR)	0.51	---	↔	0.51	30/05/2025	---	---	---	---	---	---	---	---	---	---	---	---	8,079.62	0.51	0.51	55102010
28,438,268	0.070	---	---	---	21/08/2006	24/11/1999	5253	SPIROY AGRICULTURE SA (CR)	0.138	---	↔	0.138	30/05/2025	---	---	---	---	---	---	---	---	---	---	---	---	3,924.48	0.138	0.138	45102010

Shares' Notes

Code	Note text
()	- Adjusted dividends.
*	- Last adjusted closing price.
[1]	- Net dividends.
[2]	- The "Date of Last Coupon" for New listings refers to the date company's stocks started to trade in Athex
[3]	- The Company Market Value is referred to the number of outstanding shares
[4]	- Sectors codification can be found in Appendix A
[5]	- The Market Value refers to the total number of shares listed (including their several classes) in the exchange by the company.
[6]	- P/E greater than 100
[7]	- Last view of the Order Book before the end of the trading session
[8]	- All Blocks Methods' Transactions Value are included.
5141	- Transfer to the Surveillance Category as of 10/05/2017.
5160	- Transfer to the Surveillance Category as of 15/04/2016.
5165	- Transfer to the Surveillance Category as of 15/02/2018.
5193	- Transfer to the Surveillance Category as of 25/10/2018.
5232	- Transfer to the Under Surveillance Category from 08/04/2011.
5248	- Transfer to the Surveillance Category as of 06/09/20116.
5253	- Transfer to the Surveillance Category as of 14/5/2021.

Securities Blocks Details

Securities	Block Volume	Price	Block Trade Value	Time of approval	Note
NATIONAL BANK (CR)	172,247	15.02	2,586,288.71	11:10:01	20
JUMBO SA (CR)	50,000	23.64	1,182,000.00	12:44:42	20
AVAX S.A. (CR)	95,000	3.20	304,000.00	12:49:15	20
JUMBO SA (CR)	50,000	23.64	1,182,000.00	13:20:17	20
JUMBO SA (CR)	150,053	23.50	3,526,245.50	13:29:06	20
BANK OF CYPRUS (CR)	42,310	9.29	393,059.90	14:30:26	20
PPC (CR)	89,182	19.98	1,781,410.45	14:35:48	20
PIRAEUS BANK (CR)	1,300,000	8.37	10,875,800.00	15:32:33	20
NATIONAL BANK (CR)	743,000	14.85	11,033,550.00	15:33:45	20
BANK OF CYPRUS (CR)	40,500	9.36	378,877.50	16:04:03	20
ALPHA BANK (CR)	200,000	3.78	756,000.00	16:23:08	20
ALPHA BANK (CR)	556,259	3.81	2,117,678.01	16:58:37	20
EUROBANK (CR)	148,563	4.05	601,680.15	16:59:27	20
NATIONAL BANK (CR)	67,209	14.93	1,003,430.37	16:59:57	20
Allwyn AG (CR)	113,490	13.80	1,566,162.00	17:03:26	20
LAVIPHARM SA (CR)	400,000	1.42	568,000.00	17:06:38	20
PIRAEUS BANK (CR)	200,000	8.51	1,702,800.00	17:13:56	20
Allwyn AG (CR)	24,125	13.77	332,201.25	17:19:18	20

Blocks Notes

- 9 - Method 6-1 / Special Fees
- 10 - Method 6-1 / Special Fees, SDS
- 14 - Method 6-3 / Settlement, Incomplete Buy and Sell
- 18 - Method 6-2 / SPOT 1
- 19 - Method 6-2 / SPOT 2
- 20 - Method 6-1 and Method 6-1 Same Day Settlement
- 21 - Other Pre-agreed

Shares Rights Details

Occured date	Exercise from	Exercise until	Trading until	Rights	Price min	Price max	Closing price	Last Bid	Last Ask	Volume	Trades	Transactions Value
01/04/2026	08/04/2026	21/04/2026	16/04/2026	Y/KNOT INVEST S.A. (CR)	0.098	0.360	0.300	646,483	540	152,176.03

Forced Sales Details

Securities	Category of Security	Transactions Volume	Number of Trades	Transactions Value	Note
------------	----------------------	------------------------	---------------------	-----------------------	------

No Forced Transactions.

Forced Sales Notes

- 1 - Compulsory Public Forced Sales
- 2 - Forced Sales of Fixed Registered Shares
- 3 - Forced Sales of Remaining Fractional Shares

Exchange Traded Funds (ETFs) Characteristics

	Transactions Date (T)	Creation / Redemption	Units (T-1)	New Units (T-1)	Redemption Units (T-1)	Units (T) [1]	Fund Assets [2]	Net Unit Price	Dividend per Unit	Dividend Date
ALPHA ETF FTSE Athex Large Cap	15/04/2026	5,000	1,345,078	---	---	1,345,078	78,936,220.00	58.6852	1.15	01/07/2025

ETFs Notes

[1] - Units (T) = Units (T-1) + New Units (T-1) - Redemption Units (T-1)

[2] - The Creation / Redemption Units of T-1 are included.

Non Convertible Corporate Bonds - Regulated Market

Num Listed Bonds	Nominal price	Issue price	Today's Rate	Exp. Date	Duration (years)	Note	Coupon		Trading Unit	Corporate Bonds	Accrued Int.	Yield.T.Mat	Price min	Price max	Closing price	Previous closing price/date	Volume	Transactions Value	Last order		Date	ear min	Year max	
							Common	Preferred											Price	Buy / Sell				
150,000	1,000.00	1,000.00	2.65	22/10/2026	5	---	9	---	1	CPLP SHIPPING HOLDINGS PLC (Non Convertible)	13.0292	2.9730	99.6000	99.6500	99.6464	99.5720	14/04/2026	14,000	14,132.91	99.6100	B	15/04/2026	98.8100	100.5000
320,000	1,000.00	1,000.00	3.40	21/07/2027	7	---	12	---	1	LAMDA DEVELOPMENT S.A. (Non Convertible)	8.1222	3.6560	98.5000	99.0000	98.8000	99.0000	14/04/2026	59,000	58,763.21	98.5200	B	15/04/2026	97.5000	100.0000
200,000	1,000.00	1,000.00	1.90	23/03/2028	7	---	11	---	1	MOTOR OIL CORINTH REFINERIES SA (Non Convertible)	1.3194	2.9660	97.4000	97.4999	97.4814	97.1120	14/04/2026	14,000	13,665.87	97.2000	B	15/04/2026	96.8000	98.0000
150,000	1,000.00	1,000.00	2.60	22/10/2026	7	---	13	---	1	TERNA ENERGY FINANCE S.A. (Non Convertible)	12.7833	2.9600	99.5500	99.5500	99.5500	99.5140	14/04/2026	15,000	15,124.25	99.3000	B	15/04/2026	98.4189	99.7794
100,000	1,000.00	1,000.00	2.80	25/01/2027	5	---	9	---	1	PREMIA S.A. (Non Convertible)	6.3000	4.2440	---	---	---	98.5040	14/04/2026	---	---	99.0001	B	15/04/2026	97.7000	99.5000
500,000	1,000.00	1,000.00	4.00	10/07/2030	7	---	6	---	1	METLEN ENERGY & METALS S.A. (Non Convertible)	10.5556	3.5360	99.6100	100.2500	100.2500	100.0000	14/04/2026	145,000	146,566.96	100.1500	B	15/04/2026	98.3000	101.4000
500,000	1,000.00	1,000.00	3.80	18/11/2032	7	---	1	---	1	LAMDA DEVELOPMENT S.A. (Non convertible)	15.8333	4.1460	97.7000	97.9900	97.8490	97.9880	14/04/2026	197,000	195,855.06	97.6002	B	15/04/2026	96.7229	99.9999
140,000	1,000.00	1,000.00	4.70	15/12/2030	5	---	1	---	1	AKTOR S.A. (Non convertible)	16.0583	3.9890	101.8700	102.7000	102.5808	102.5820	14/04/2026	50,000	52,093.32	101.0000	B	15/04/2026	100.6000	103.4900
500,000	1,000.00	1,000.00	3.20	29/09/2032	7	---	2	---	1	GEK TERNA S.A. (Non Convertible)	1.6000	3.7620	96.5000	96.7000	96.7000	96.2180	14/04/2026	4,000	3,868.40	96.3530	B	15/04/2026	94.0000	99.3790
500,000	1,000.00	1,000.00	2.75	03/07/2027	7	---	12	---	1	GEK TERNA S.A. (Non Convertible)	7.7917	3.5580	98.0000	98.8000	98.3669	98.3140	14/04/2026	83,000	82,291.21	98.2000	B	15/04/2026	97.7500	99.5000
300,000	1,000.00	1,000.00	2.30	20/07/2028	7	---	10	---	1	PRODEA REIC S.A. (Non Convertible)	5.5583	3.1570	96.7500	97.5000	97.4178	96.7780	14/04/2026	167,000	163,007.80	97.2510	B	15/04/2026	95.0000	97.5000
250,000	1,000.00	1,000.00	3.70	04/07/2032	7	---	2	---	1	AEGEAN AIRLINES S.A. (Non Convertible)	10.4833	3.6230	99.5000	100.0000	99.8494	98.7090	14/04/2026	50,000	50,448.87	98.8500	B	15/04/2026	98.0875	102.0999
250,000	1,000.00	1,000.00	2.45	16/11/2028	7	---	9	---	1	ELVALHALCOR S.A. (Non Convertible)	10.2764	3.4810	96.6000	96.6000	96.6000	96.2500	14/04/2026	30,000	29,288.29	96.1000	B	15/04/2026	94.9873	98.0000
120,000	1,000.00	1,000.00	2.65	06/12/2028	7	---	9	---	1	NOVAL PROPERTY REIC (Non Convertible)	9.5694	3.6540	96.0293	96.5000	96.5000	96.7500	14/04/2026	38,000	36,903.42	96.6500	B	15/04/2026	95.0000	99.9900
300,000	1,000.00	1,000.00	2.30	14/12/2028	7	---	9	---	1	GEK TERNA S.A. (Non Convertible)	7.8583	3.7270	95.2000	95.7000	95.5667	96.8900	14/04/2026	18,000	17,343.45	95.5000	B	15/04/2026	95.0000	97.2100
100,000	1,000.00	1,000.00	2.95	11/02/2027	5	---	9	---	1	SAFE BULKERS PARTICIPATIONS PLC (Non Convertible)	5.3264	2.7630	99.8700	99.8700	99.8700	99.0000	14/04/2026	1,000	1,004.03	99.0000	B	15/04/2026	97.8500	99.8700
100,000	1,000.00	1,000.00	4.40	26/07/2029	7	---	8	---	1	CPLP SHIPPING HOLDINGS PLC (Non Convertible)	9.9000	3.5570	100.7500	100.7500	100.7500	100.4150	14/04/2026	15,000	15,261.00	100.5000	B	15/04/2026	99.5100	102.8500
99,697	1,000.00	1,000.00	5.50	15/12/2028	5	---	5	---	1	IDEAL HOLDINGS S.A. (Non Convertible)	18.7917	3.7160	103.2000	103.2000	103.2000	103.0000	14/04/2026	10,000	10,507.92	103.0000	B	15/04/2026	101.4645	104.1000
200,000	1,000.00	1,000.00	4.25	23/01/2029	5	---	5	---	1	AUTOHELLAS S.A. (Non Convertible)	9.9167	3.7920	100.2400	100.2400	100.2400	100.2500	14/04/2026	5,000	5,061.58	100.0000	B	15/04/2026	99.5000	102.0000

Corporate Bonds Notes

Transactions Volume = (Pieces) * (Nominal Price). Transactions Value = (Pieces) * (Nominal Price) * (price %) + (Accrued interest).

The price of a Bond is stated as a percentage (%) of Bond's Nominal Price.

Nominal Price in Euros (€), except if it is noted differently.

Non Convertible Corporate Bonds - Regulated Market

Num Listed Bonds	Nominal price	Issue price	Today's Rate	Exp. Date	Duration (years)	Note	Coupon		Trading Unit	Corporate Bonds	Accrued Int.	Yield.T.Mat	Price min	Price max	Closing price	Previous closing price/date	Volume	Transactions Value	Last order		ear min	Year max		
							Common	Preferred											Price	Buy / Sell			Date	
130,000	1,000.00	1,000.00	6.00	27/02/2029	5	---	5	---	1	INTRALOT S.A. (Non Convertible)	8.1667	4.4200	---	---	---	102.6000	14/04/2026	---	---	102.1000	B	15/04/2026	101.0000	103.2200
250,000	1,000.00	1,000.00	3.75	25/02/2033	7	---	1	---	1	CAPITAL CLEAN ENERGY CARRIERS CORP. (Non Convert)	5.3125	4.1000	97.9000	99.7000	97.9923	97.6000	14/04/2026	134,000	132,390.38	98.0000	B	15/04/2026	95.0002	99.9895
150,000	1,000.00	1,000.00	4.10	08/04/2033	7	---	1	---	1	PREMIA REIC (Non Convertible)	1.0250	4.1270	99.6000	100.3100	99.8367	99.4000	14/04/2026	3,000	2,998.18	99.6100	B	15/04/2026	98.2110	100.3100

Corporate Bonds Notes

Transactions Volume = (Pieces) * (Nominal Price). Transactions Value = (Pieces) * (Nominal Price) * (price %) + (Accrued interest).

The price of a Bond is stated as a percentage (%) of Bond's Nominal Price.

Nominal Price in Euros (€), except if it is noted differently.

Government Bonds

Number Listed Bonds	Nominal price	Today's Rate	Accrued Interest Calc	Exp. Date [1]	Duration (years)	Note	Coupons Date	Curr. coupon value	Trading Unit	Government Bonds	Price min	Price max	Closing price	Previous closing price/date	Volume	Transactions Value	Price	Last order Buy / Sell	Date
4,000,000	1,000.00	4.13	Actual/Actual	15/06/2054	30	---	15/06	4.13	1	GGB-FXD-150654-30Y-4.125-1.000	---	---	---	---	---	---	---	---	---
4,700,000	1,000.00	1.88	Actual/Actual	04/02/2035	15	---	04/02	1.88	1	GGB-FXD-040235-15Y-1.875-1.000	---	---	---	---	---	---	---	---	---
6,000,000	1,000.00	0.75	Actual/Actual	18/06/2031	10	---	18/06	0.75	1	GGB-FXD-180631-10Y-0.750-1.000	---	---	---	---	---	---	---	---	---
3,600,000	1,000.00	3.88	Actual/Actual	15/06/2028	5	---	15/06	3.88	1	GGB-FXD-150628-05Y-3.875-1.000	---	---	---	---	---	---	---	---	---
5,962,747,327	1.00	3.75	Actual/Actual	30/01/2028	10	---	/02 - 02/02 - 31/	3.75	1	GGB-FXD-300128-10Y-3.750-1.000	---	---	---	85.4610 13/07/2018	---	---	1.0000	B	28/11/2018
7,067,309,386	1.00	3.90	Actual/Actual	30/01/2033	15	---	/02 - 02/02 - 31/	3.90	1	GGB-FXD-300133-15Y-3.900-1.000	---	---	---	78.6730 13/07/2018	---	---	1.0000	B	28/11/2018
5,622,848,349	1.00	4.00	Actual/Actual	30/01/2037	19	---	/02 - 02/02 - 31/	4.00	1	GGB-FXD-300137-19Y-4.000-1.000	---	---	---	77.0370 13/07/2018	---	---	1.0000	B	28/11/2018
5,476,770,669	1.00	4.20	Actual/Actual	30/01/2042	24	---	/02 - 02/02 - 31/	4.20	1	GGB-FXD-300142-24Y-4.200-1.000	---	---	---	77.7640 13/07/2018	---	---	1.0000	B	28/11/2018
4,950,000	1,000.00	3.38	Actual/Actual	15/06/2034	10	---	15/06	3.38	1	GGB-FXD-150634-10Y-3.375-1.000	---	---	---	---	---	---	---	---	---
41,118,344	1.00	4.30	Actual/Actual	24/02/2027	15	---	24/02	4.30	1	GGB-FXD-240227-15Y-2.000-1.000	---	---	---	10.0000 22/06/2015	---	---	---	---	---
45,137,734	1.00	4.30	Actual/Actual	24/02/2028	16	---	24/02	4.30	1	GGB-FXD-240228-16Y-2.000-1.000	---	---	---	10.0000 22/06/2015	---	---	---	---	---
61,768,888	1.00	4.30	Actual/Actual	24/02/2029	17	---	24/02	4.30	1	GGB-FXD-240229-17Y-2.000-1.000	---	---	---	10.0000 22/06/2015	---	---	---	---	---
54,567,744	1.00	4.30	Actual/Actual	24/02/2030	18	---	24/02	4.30	1	GGB-FXD-240230-18Y-2.000-1.000	---	---	---	10.0000 22/06/2015	---	---	---	---	---
37,541,515	1.00	4.30	Actual/Actual	24/02/2031	19	---	24/02	4.30	1	GGB-FXD-240231-19Y-2.000-1.000	---	---	---	10.0000 22/06/2015	---	---	---	---	---
37,558,317	1.00	4.30	Actual/Actual	24/02/2032	20	---	24/02	4.30	1	GGB-FXD-240232-20Y-2.000-1.000	---	---	---	10.0000 22/06/2015	---	---	---	---	---
37,473,732	1.00	4.30	Actual/Actual	24/02/2033	21	---	24/02	4.30	1	GGB-FXD-240233-21Y-2.000-1.000	---	---	---	10.0000 22/06/2015	---	---	---	---	---
33,888,293	1.00	4.30	Actual/Actual	24/02/2034	22	---	24/02	4.30	1	GGB-FXD-240234-22Y-2.000-1.000	---	---	---	10.0000 22/06/2015	---	---	---	---	---
35,177,800	1.00	4.30	Actual/Actual	24/02/2035	23	---	24/02	4.30	1	GGB-FXD-240235-23Y-2.000-1.000	---	---	---	10.0000 22/06/2015	---	---	---	---	---
35,547,268	1.00	4.30	Actual/Actual	24/02/2036	24	---	24/02	4.30	1	GGB-FXD-240236-24Y-2.000-1.000	---	---	---	10.0000 22/06/2015	---	---	---	---	---
40,246,306	1.00	4.30	Actual/Actual	24/02/2037	25	---	24/02	4.30	1	GGB-FXD-240237-25Y-2.000-1.000	---	---	---	10.0000 22/06/2015	---	---	---	---	---
37,643,952	1.00	4.30	Actual/Actual	24/02/2038	26	---	24/02	4.30	1	GGB-FXD-240238-26Y-2.000-1.000	---	---	---	10.0000 22/06/2015	---	---	---	---	---
36,977,100	1.00	4.30	Actual/Actual	24/02/2039	27	---	24/02	4.30	1	GGB-FXD-240239-27Y-2.000-1.000	---	---	---	10.0000 22/06/2015	---	---	---	---	---
41,615,000	1.00	4.30	Actual/Actual	24/02/2040	28	---	24/02	4.30	1	GGB-FXD-240240-28Y-2.000-1.000	---	---	---	10.0000 22/06/2015	---	---	---	---	---
42,227,208	1.00	4.30	Actual/Actual	24/02/2041	29	---	24/02	4.30	1	GGB-FXD-240241-29Y-2.000-1.000	---	---	---	10.0000 22/06/2015	---	---	---	---	---
68,288,487	1.00	4.30	Actual/Actual	24/02/2042	30	---	24/02	4.30	1	GGB-FXD-240242-30Y-2.000-1.000	---	---	---	10.0000 22/06/2015	---	---	---	---	---
4,700,000	1,000.00	3.88	Actual/Actual	12/03/2029	10	---	12/03	3.88	1	GGB-FXD-120329-10Y-3.875-1.000	---	---	---	---	---	---	100.0000	B	15/10/2019
5,500,000	1,000.00	1.50	Actual/Actual	18/06/2030	10	---	18/06	1.50	1	GGB-FXD-180630-10Y-1.500-1.000	---	---	---	---	---	---	---	---	---
5,500,000	1,000.00	4.38	Actual/Actual	18/07/2038	15	---	18/07	4.38	1	GGB-FXD-180738-15Y-4.375-1.000	---	---	---	---	---	---	---	---	---
40,000	1,000.00	2.72	FLR Actual/360	18/09/2026	1	---	18/09 - 18/03	---	1	GGB-FLT-180926-01Y-2.717-1.000	---	---	---	---	---	---	---	---	---
4,300,000	1,000.00	3.38	Actual/Actual	16/06/2036	10	---	16/06	3.38	1	GGB-FXD-160636-10Y-3.375-1000.00	---	---	---	---	---	---	---	---	---
5,364,250	1,000.00	3.25	Actual/Actual	20/03/2050	30	---	20/03	3.25	1	GGB-FXD-200350-30Y-3.250-1.000	---	---	---	---	---	---	---	---	---
4,500,000	1,000.00	3.63	Actual/Actual	15/06/2035	10	---	15/06	3.63	1	GGB-FXD-150635-10Y-3.625-1000.00	---	---	---	---	---	---	---	---	---
3,924,361	1,000.00	2.00	Actual/Actual	22/04/2027	7	---	22/04	2.00	1	GGB-FXD-220427-07Y-2.000-1.000	---	---	---	---	---	---	99.9000	B	22/04/2020
2,298,012	1,000.00	1.88	Actual/Actual	23/07/2026	7	---	23/07	1.88	1	GGB-FXD-230726-07Y-1.875-1.000	---	---	---	---	---	---	---	---	---
4,900,000	1,000.00	4.25	Actual/Actual	15/06/2033	10	---	15/06	4.25	1	GGB-FXD-150633-10Y-4.250-1.000	---	---	---	---	---	---	---	---	---

Government Bonds Notes

Transactions Volume = (Pieces) * (Nominal Price). Transactions Value = (Pieces) * (Nominal Price) * (price %) + (Accrued interest).

The Value of current coupon for the issues with NV 0.01 euro refers to NV 100 euros

FLR: Floating Interest Rate.

[1] - The Expiration Date of the interest bearing period and the Date for coupon payment.

Government Bonds

Number Listed Bonds	Nominal price	Today's Rate	Accrued Interest Calc	Exp. Date [1]	Duration (years)	Note	Coupons Date	Curr. coupon value	Trading Unit	Government Bonds	Price min	Price max	Closing price	Previous closing price/date	Volume	Transactions Value	Price	Last order Buy / Sell	Date
3,500,000	1,000.00	1.88	Actual/Actual	24/01/2052	30	---	24/01	1.88	1	GGB-FXD-240152-30Y-1.875-1.000	---	---	---	---	---	---	---	---	---
3,700,000	1,000.00	1.75	Actual/Actual	18/06/2032	10	---	18/06	1.75	1	GGB-FXD-180632-10Y-1.750-1.000	---	---	---	---	---	---	---	---	---
2,200,000	1,000.00	1.13	FLR Actual/360	15/12/2027	5	---	- 15/03 - 15/09 -	---	1	GGB-FLT-151227-05Y-1.130-1.000	---	---	---	---	---	---	102.1600	B	30/12/2022

Government Bonds Notes

Transactions Volume = (Pieces) * (Nominal Price). Transactions Value = (Pieces) * (Nominal Price) * (price %) + (Accrued interest).

The Value of current coupon for the issues with NV 0.01 euro refers to NV 100 euros

FLR: Floating Interest Rate.

[1] - The Expiration Date of the interest bearing period and the Date for coupon payment.

Treasury Bills & Zero Coupon Government Bonds

Issue Date	13-Week Maturity									26-Week Maturity									52-Week Maturity								
	Exp. Date	Initial Rate	Num Listed Bonds	Nominal price	Issue price	Last Trade Price	Last Trade Date	Volume Traded	Note	Exp. Date	Initial Rate	Num Listed Bonds	Nominal price	Issue price	Last Trade Price	Last Trade Date	Volume Traded	Note	Exp. Date	Initial Rate	Num Listed Bonds	Nominal price	Issue price	Last Trade Price	Last Trade Date	Volume Traded	Note
06/06/2025	---	---	---	---	---	---	---	---	---	---	---	---	---	---	---	---	---	---	06/06/2026	1.84	600,000	1,000.00	981.74	---	---	---	---
05/09/2025	---	---	---	---	---	---	---	---	---	---	---	---	---	---	---	---	---	---	04/09/2026	1.97	600,000	1,000.00	0.00	---	---	---	---
05/12/2025	---	---	---	---	---	---	---	---	---	---	---	---	---	---	---	---	---	---	04/12/2026	2.03	600,000	1,000.00	997.90	---	---	---	---
06/03/2026	---	---	---	---	---	---	---	---	---	---	---	---	---	---	---	---	---	---	05/03/2027	1.97	500,000	1,000.00	980.45	---	---	---	---

Bonds in Circulation	Currency / Min nominal traded Value	Coupons Payment Date	Current Coupon Value	Note	Coupon	Trading Unit	Issue Date	Duration (years)	Today's Interest	A.I.C in days	Bonds	Last price of previous days		Last Outcry in Cash (euro)		Trades in Pieces	Life min	Life Max	
												Price	Buy / Sell	Price	Buy / Sell				
Corporate Bonds in Foreign Currency and Euro																			
103,746	GBP / 10	01/12	0.25	---	67	1	01/12/1930	98	2.5	360	National Mortgage Bank	2.27	05/02/1996	2.27	S	05/02/1996	---	2.27	2.27
0	GBP / 10	01/12	0.25	---	69	1	01/12/1928	100	2.5	360	National Mortgage Bank	---	---	---	---	---	---	---	---

Government Bonds Notes

A.I.C: Accrued Interest Calculation base.

FLR: Floating Interest Rate.

The minimum tradeable Nominal Value for all Demeterialised Government Titles is 100 Euros.

(μτφρ-0)

Underlying Asset				Derivatives Market													
Price max	Price min	Closing price	change	Delivery Month	Open price	Price max	Price min	Last price	Closing price	Last Bid	Last Ask	Fixing price*	Life high	Life low	Trades	Volume	Open Interest
FTSE/Athex Large Cap (Trade Unit: 1 Index Point x 2E, Cash Settlement)																	
5,834.24	5,792.24	5,829.02	0.13%	April 2026	5,815.00	5,829.00	5,793.75	5,825.00	5,825.00	---	---	---	5,883.25	---	116	2,480	5,166
				May 2026	5,800.00	5,808.00	5,771.00	5,805.00	5,805.00	---	---	---	5,808.00	---	111	2,510	994
				June 2026	5,780.00	5,802.75	5,778.75	5,802.75	5,802.75	---	---	---	5,802.75	---	5	9	1
				September 2026	---	---	---	---	5,872.50	---	---	---	---	---	---	---	---
				December 2026	---	---	---	---	5,902.00	---	---	---	---	---	---	---	---
				March 2027	---	---	---	---	5,931.50	---	---	---	---	---	---	---	---
FTSE/Athex Banks (Trade Unit: 1 Index Point x 15E, Cash Settlement)																	
2,676.89	2,641.13	2,672.06	-0.06%	June 2026	2,636.50	2,648.00	2,636.50	2,648.00	2,648.00	---	---	---	2,648.00	---	5	51	3,128
				September 2026	---	---	---	---	2,697.00	---	---	---	---	---	---	---	---
				December 2026	---	---	---	---	2,710.50	---	---	---	---	---	---	---	---
				March 2027	---	---	---	---	2,724.00	---	---	---	---	---	---	---	---
MSCI GREECE REBASED (Trade Unit: 1 Index Point x 2E, Cash Settlement)																	
9,440.69	9,349.44	9,438.88	0.24%	April 2026	---	---	---	---	9,330.75	---	---	---	9,279.50	---	---	---	---
				May 2026	---	---	---	---	9,423.00	---	---	---	9,435.75	---	---	---	---
				June 2026	---	---	---	---	9,450.50	---	---	---	---	---	---	---	---
				July 2026	---	---	---	---	9,465.25	---	---	---	---	---	---	---	---
				August 2026	---	---	---	---	9,483.50	---	---	---	---	---	---	---	---
				September 2026	---	---	---	---	9,498.00	---	---	---	---	---	---	---	---
				December 2026	---	---	---	---	9,545.75	---	---	---	---	---	---	---	---
				March 2027	---	---	---	---	9,593.25	---	---	---	---	---	---	---	---

Derivatives notes - <https://www.athexgroup.gr/en/market-data/statistics/eod-closing-prices/>

Fixing prices and final open positions can be retrieved from the following path <http://www.athexgroup.gr/en/market-data/statistics/eod-closing-prices>

Underlying Asset				Derivatives Market													
Price max	Price min	Closing price	change	Delivery Month	Open price	Price max	Price min	Last price	Closing price	Last Bid	Last Ask	Fixing price*	Life high	Life low	Trades	Volume	Open Interest
ADMIE (IPTO) HOLDING S.A. (CR)				(Contract Size: 100 Securities, Physical Delivery)													
3.05	3.01	3.035	-0.82%	June 2026	3.03	3.04	3.02	3.04	3.04	---	---	---	3.07	---	5	21	8,110
				September 2026	---	---	---	---	3.09	---	---	---	---	---	---	---	---
				December 2026	---	---	---	---	3.10	---	---	---	---	---	---	---	---
				March 2027	---	---	---	---	3.12	---	---	---	---	---	---	---	---
AEGEAN AIRLINES (CR)				(Contract Size: 100 Securities, Physical Delivery)													
13.18	13	13.13	1.78%	June 2026	12.18	12.37	12.18	12.37	12.37	---	---	---	15.15	---	14	50	2,508
				September 2026	---	---	---	---	13.01	---	---	---	---	---	---	---	---
				December 2026	---	---	---	---	13.08	---	---	---	---	---	---	---	---
				March 2027	---	---	---	---	13.14	---	---	---	---	---	---	---	---
AKTOR S.A. HOLDING CO. (CR)				(Contract Size: 100 Securities, Physical Delivery)													
11.08	10.8	11	0.37%	June 2026	11.24	11.24	10.87	10.98	10.98	---	---	---	11.24	---	40	192	97,018
				September 2026	---	---	---	---	11.06	---	---	---	---	---	---	---	---
				December 2026	---	---	---	---	11.11	---	---	---	---	---	---	---	---
				March 2027	---	---	---	---	11.17	---	---	---	---	---	---	---	---
Allwyn AG (CR)				(Contract Size: 100 Securities, Physical Delivery)													
14.075	13.65	13.77	1.25%	June 2026	13.81	14.12	13.72	13.80	13.80	---	---	---	15.54	---	174	424	4,828
				September 2026	---	---	---	---	13.72	---	---	---	---	---	---	---	---
				December 2026	---	---	---	---	13.79	---	---	---	---	---	---	---	---
				March 2027	---	---	---	---	13.86	---	---	---	---	---	---	---	---
ALPHA BANK (CR)				(Contract Size: 100 Securities, Physical Delivery)													
3.851	3.747	3.78	-0.53%	June 2026	3.85	3.87	3.77	3.80	3.80	---	---	---	4.50	---	277	5,624	59,827
				September 2026	---	---	---	---	3.83	---	---	---	---	---	---	---	---
				December 2026	---	---	---	---	3.85	---	---	---	---	---	---	---	---
				March 2027	---	---	---	---	3.87	---	---	---	---	---	---	---	---
ATHENS INTL AIRPORT (CR)				(Contract Size: 100 Securities, Physical Delivery)													
11.07	10.72	10.88	0.55%	June 2026	10.37	10.45	10.34	10.34	10.34	---	---	---	11.47	---	4	30	266
				September 2026	---	---	---	---	10.91	---	---	---	---	---	---	---	---
				December 2026	---	---	---	---	10.97	---	---	---	---	---	---	---	---
				March 2027	---	---	---	---	11.02	---	---	---	---	---	---	---	---
AUTOHELLAS SA (CR)				(Contract Size: 100 Securities, Physical Delivery)													
12.46	12.22	12.42	1.97%	June 2026	11.54	11.54	11.54	11.54	11.54	---	---	---	11.54	---	1	5	126
				September 2026	---	---	---	---	12.29	---	---	---	---	---	---	---	---
				December 2026	---	---	---	---	12.35	---	---	---	---	---	---	---	---
				March 2027	---	---	---	---	12.41	---	---	---	---	---	---	---	---

Derivatives notes - <https://www.athexgroup.gr/en/market-data/statistics/eod-closing-prices/>

Fixing prices and final open positions can be retrieved from the following path <http://www.athexgroup.gr/en/market-data/statistics/eod-closing-prices>

Underlying Asset				Derivatives Market													
Price max	Price min	Closing price	change	Delivery Month	Open price	Price max	Price min	Last price	Closing price	Last Bid	Last Ask	Fixing price*	Life high	Life low	Trades	Volume	Open Interest
AVAX S.A. (CR)				(Contract Size: 100 Securities, Physical Delivery)													
3.225	3.16	3.16	-1.10%	June 2026	3.19	3.24	3.18	3.19	3.19	---	---	---	3.24	---	28	150	2,148
				September 2026	---	---	---	---	3.22	---	---	---	---	---	---	---	---
				December 2026	---	---	---	---	3.24	---	---	---	---	---	---	---	---
				March 2027	---	---	---	---	3.26	---	---	---	---	---	---	---	---
BALLY'S INTRALOT (CR)				(Contract Size: 100 Securities, Physical Delivery)													
1.037	0.99	1.037	4.75%	June 2026	1.00	1.04	0.997	1.04	1.04	---	---	---	1.10	---	74	2,598	1,275,100
				September 2026	---	---	---	---	0.999	---	---	---	---	---	---	---	---
				December 2026	---	---	---	---	1.00	---	---	---	---	---	---	---	---
				March 2027	---	---	---	---	1.01	---	---	---	---	---	---	---	---
BANK OF CYPRUS (CR)				(Contract Size: 100 Securities, Physical Delivery)													
9.38	9.21	9.33	0.32%	June 2026	8.86	8.86	8.76	8.81	8.81	---	---	---	9.07	---	32	312	947
				September 2026	---	---	---	---	9.38	---	---	---	---	---	---	---	---
				December 2026	---	---	---	---	9.43	---	---	---	---	---	---	---	---
				March 2027	---	---	---	---	9.48	---	---	---	---	---	---	---	---
CC HBC AG (CR)				(Contract Size: 100 Securities, Physical Delivery)													
51	50.2	50.5	-0.39%	June 2026	49.58	49.58	49.28	49.38	49.38	---	---	---	52.01	---	7	35	113
				September 2026	---	---	---	---	51.14	---	---	---	---	---	---	---	---
				December 2026	---	---	---	---	51.40	---	---	---	---	---	---	---	---
				March 2027	---	---	---	---	51.65	---	---	---	---	---	---	---	---
CENERGY HOLDINGS (CB)				(Contract Size: 100 Securities, Physical Delivery)													
20.68	19.8	20.68	2.27%	June 2026	20.05	20.70	19.87	20.53	20.53	---	---	---	21.05	---	22	105	3,733
				September 2026	---	---	---	---	20.40	---	---	---	---	---	---	---	---
				December 2026	---	---	---	---	20.50	---	---	---	---	---	---	---	---
				March 2027	---	---	---	---	20.60	---	---	---	---	---	---	---	---
CrediaBank (CR)				(Contract Size: 100 Securities, Physical Delivery)													
1.192	1.146	1.158	0.17%	June 2026	1.16	1.19	1.16	1.17	1.17	---	---	---	1.38	---	192	2,979	67,133
				September 2026	---	---	---	---	1.17	---	---	---	---	---	---	---	---
				December 2026	---	---	---	---	1.17	---	---	---	---	---	---	---	---
				March 2027	---	---	---	---	1.18	---	---	---	---	---	---	---	---
ELLAKTOR (CR)				(Contract Size: 100 Securities, Physical Delivery)													
1.33	1.298	1.33	2.47%	June 2026	1.26	1.30	1.26	1.30	1.30	---	---	---	1.34	---	3	15	1,582
				September 2026	---	---	---	---	1.31	---	---	---	---	---	---	---	---
				December 2026	---	---	---	---	1.32	---	---	---	---	---	---	---	---
				March 2027	---	---	---	---	1.32	---	---	---	---	---	---	---	---

Derivatives notes - <https://www.athexgroup.gr/en/market-data/statistics/eod-closing-prices/>

Fixing prices and final open positions can be retrieved from the following path <http://www.athexgroup.gr/en/market-data/statistics/eod-closing-prices>

Underlying Asset				Derivatives Market													
Price max	Price min	Closing price	change	Delivery Month	Open price	Price max	Price min	Last price	Closing price	Last Bid	Last Ask	Fixing price*	Life high	Life low	Trades	Volume	Open Interest
ELVALHALCOR (CR)				(Contract Size: 100 Securities, Physical Delivery)													
4.16	4.04	4.04	-1.10%	June 2026	4.10	4.12	4.07	4.08	4.08	---	---	---	4.13	---	17	94	2,682
				September 2026	---	---	---	---	4.12	---	---	---	---	---	---	---	---
				December 2026	---	---	---	---	4.14	---	---	---	---	---	---	---	---
				March 2027	---	---	---	---	4.16	---	---	---	---	---	---	---	---
EUROBANK (CR)				(Contract Size: 100 Securities, Physical Delivery)													
4.064	3.98	4.027	0.32%	June 2026	3.95	4.01	3.93	3.96	3.96	---	---	---	4.01	---	127	3,211	25,163
				September 2026	---	---	---	---	4.05	---	---	---	---	---	---	---	---
				December 2026	---	---	---	---	4.07	---	---	---	---	---	---	---	---
				March 2027	---	---	---	---	4.09	---	---	---	---	---	---	---	---
EYDAP S.A. (CR)				(Contract Size: 100 Securities, Physical Delivery)													
9.26	8.97	9.23	1.10%	June 2026	9.11	9.30	9.06	9.27	9.27	---	---	---	9.55	---	24	124	12,756
				September 2026	---	---	---	---	9.21	---	---	---	---	---	---	---	---
				December 2026	---	---	---	---	9.26	---	---	---	---	---	---	---	---
				March 2027	---	---	---	---	9.30	---	---	---	---	---	---	---	---
FOURLIS (CR)				(Contract Size: 100 Securities, Physical Delivery)													
4.81	4.62	4.8	4.12%	June 2026	4.68	4.80	4.68	4.80	4.80	---	---	---	4.80	---	10	48	2,869
				September 2026	---	---	---	---	4.65	---	---	---	---	---	---	---	---
				December 2026	---	---	---	---	4.67	---	---	---	---	---	---	---	---
				March 2027	---	---	---	---	4.70	---	---	---	---	---	---	---	---
GEK TERNA (CR)				(Contract Size: 100 Securities, Physical Delivery)													
40.5	39.42	39.66	-0.95%	June 2026	39.70	40.45	39.70	39.75	39.75	---	---	---	40.45	---	46	160	5,178
				September 2026	---	---	---	---	40.39	---	---	---	---	---	---	---	---
				December 2026	---	---	---	---	40.59	---	---	---	---	---	---	---	---
				March 2027	---	---	---	---	40.79	---	---	---	---	---	---	---	---
HELLENIC EXCHANGES-A.S.E. (CR)				(Contract Size: 100 Securities, Physical Delivery)													
7.06	6.97	7.05	0.71%	June 2026	---	---	---	---	6.93	---	---	---	7.14	---	---	---	326
				September 2026	---	---	---	---	7.06	---	---	---	---	---	---	---	---
				December 2026	---	---	---	---	7.10	---	---	---	---	---	---	---	---
				March 2027	---	---	---	---	7.13	---	---	---	---	---	---	---	---
HELLENiQ ENERGY (CR)				(Contract Size: 100 Securities, Physical Delivery)													
9.935	9.62	9.68	-1.73%	June 2026	9.79	9.79	9.69	9.70	9.70	---	---	---	10.55	---	15	50	4,195
				September 2026	---	---	---	---	9.94	---	---	---	---	---	---	---	---
				December 2026	---	---	---	---	9.99	---	---	---	---	---	---	---	---
				March 2027	---	---	---	---	10.04	---	---	---	---	---	---	---	---

Derivatives notes - <https://www.athexgroup.gr/en/market-data/statistics/eod-closing-prices/>

Fixing prices and final open positions can be retrieved from the following path <http://www.athexgroup.gr/en/market-data/statistics/eod-closing-prices>

Underlying Asset				Derivatives Market													
Price max	Price min	Closing price	change	Delivery Month	Open price	Price max	Price min	Last price	Closing price	Last Bid	Last Ask	Fixing price*	Life high	Life low	Trades	Volume	Open Interest
INTRACOM HOLDINGS (CR)				(Contract Size: 100 Securities, Physical Delivery)													
3.065	2.995	3.065	3.20%	June 2026	3.00	3.11	3.00	3.11	3.11	---	---	---	3.19	---	58	233	11,897
				September 2026	---	---	---	---	3.00	---	---	---	---	---	---	---	---
				December 2026	---	---	---	---	3.01	---	---	---	---	---	---	---	---
				March 2027	---	---	---	---	3.03	---	---	---	---	---	---	---	---
JUMBO SA (CR)				(Contract Size: 100 Securities, Physical Delivery)													
23.74	23.3	23.5	0.77%	June 2026	23.55	23.78	23.55	23.73	23.73	---	---	---	25.68	---	12	66	4,052
				September 2026	---	---	---	---	23.52	---	---	---	---	---	---	---	---
				December 2026	---	---	---	---	23.64	---	---	---	---	---	---	---	---
				March 2027	---	---	---	---	23.76	---	---	---	---	---	---	---	---
LAMDA DEVELOPMENT SA (CR)				(Contract Size: 100 Securities, Physical Delivery)													
6.26	6.095	6.18	0.98%	June 2026	6.14	6.30	6.14	6.22	6.22	---	---	---	7.09	---	88	419	19,064
				September 2026	---	---	---	---	6.17	---	---	---	---	---	---	---	---
				December 2026	---	---	---	---	6.20	---	---	---	---	---	---	---	---
				March 2027	---	---	---	---	6.24	---	---	---	---	---	---	---	---
METLEN PLC (CR)				(Contract Size: 100 Securities, Physical Delivery)													
35.6	35.18	35.42	0.63%	June 2026	35.56	35.72	35.35	35.49	35.49	---	---	---	47.90	---	102	217	13,966
				September 2026	---	---	---	---	35.51	---	---	---	---	---	---	---	---
				December 2026	---	---	---	---	35.68	---	---	---	---	---	---	---	---
				March 2027	---	---	---	---	35.86	---	---	---	---	---	---	---	---
MIG (CR)				(Contract Size: 100 Securities, Physical Delivery)													
3.245	3.19	3.21	0.63%	June 2026	3.23	3.23	3.23	3.23	3.23	---	---	---	3.43	---	1	1	143
				September 2026	---	---	---	---	3.22	---	---	---	---	---	---	---	---
				December 2026	---	---	---	---	3.23	---	---	---	---	---	---	---	---
				March 2027	---	---	---	---	3.25	---	---	---	---	---	---	---	---
MOTOR OIL (CR)				(Contract Size: 100 Securities, Physical Delivery)													
38.44	37.18	37.5	-1.32%	June 2026	37.61	37.94	37.60	37.60	37.60	---	---	---	39.97	---	4	22	221
				September 2026	---	---	---	---	38.33	---	---	---	---	---	---	---	---
				December 2026	---	---	---	---	38.52	---	---	---	---	---	---	---	---
				March 2027	---	---	---	---	38.72	---	---	---	---	---	---	---	---
NATIONAL BANK (CR)				(Contract Size: 100 Securities, Physical Delivery)													
15.095	14.825	15.04	-0.60%	June 2026	14.77	14.85	14.64	14.74	14.74	---	---	---	15.76	---	84	929	11,069
				September 2026	---	---	---	---	15.26	---	---	---	---	---	---	---	---
				December 2026	---	---	---	---	15.34	---	---	---	---	---	---	---	---
				March 2027	---	---	---	---	15.41	---	---	---	---	---	---	---	---

Derivatives notes - <https://www.athexgroup.gr/en/market-data/statistics/eod-closing-prices/>

Fixing prices and final open positions can be retrieved from the following path <http://www.athexgroup.gr/en/market-data/statistics/eod-closing-prices>

Underlying Asset				Derivatives Market													
Price max	Price min	Closing price	change	Delivery Month	Open price	Price max	Price min	Last price	Closing price	Last Bid	Last Ask	Fixing price*	Life high	Life low	Trades	Volume	Open Interest
OPTIMA BANK (CR)				(Contract Size: 100 Securities, Physical Delivery)													
9.3	9.005	9.085	-1.09%	June 2026	---	---	---	---	9.14	---	---	---	9.40	---	---	---	485
				September 2026	---	---	---	---	9.27	---	---	---	---	---	---	---	---
				December 2026	---	---	---	---	9.31	---	---	---	---	---	---	---	---
				March 2027	---	---	---	---	9.36	---	---	---	---	---	---	---	---
OTE (CR)				(Contract Size: 100 Securities, Physical Delivery)													
18.18	17.93	18.18	0.44%	June 2026	18.15	18.15	18.12	18.12	18.12	---	---	---	18.15	---	3	11	877
				September 2026	---	---	---	---	18.26	---	---	---	---	---	---	---	---
				December 2026	---	---	---	---	18.35	---	---	---	---	---	---	---	---
				March 2027	---	---	---	---	18.44	---	---	---	---	---	---	---	---
P.P.A. S.A. (CR)				(Contract Size: 100 Securities, Physical Delivery)													
39	38.15	38.4	-1.41%	June 2026	---	---	---	---	40.39	---	---	---	38.56	---	---	---	40
				September 2026	---	---	---	---	39.29	---	---	---	---	---	---	---	---
				December 2026	---	---	---	---	39.49	---	---	---	---	---	---	---	---
				March 2027	---	---	---	---	39.68	---	---	---	---	---	---	---	---
PIRAEUS BANK (CR)				(Contract Size: 100 Securities, Physical Delivery)													
8.542	8.32	8.514	0.64%	June 2026	8.50	8.55	8.35	8.54	8.54	---	---	---	8.90	---	174	2,722	45,682
				September 2026	---	---	---	---	8.53	---	---	---	---	---	---	---	---
				December 2026	---	---	---	---	8.58	---	---	---	---	---	---	---	---
				March 2027	---	---	---	---	8.62	---	---	---	---	---	---	---	---
PPC (CR)				(Contract Size: 100 Securities, Physical Delivery)													
20.02	19.38	19.99	2.09%	June 2026	19.39	20.09	19.37	20.08	20.08	---	---	---	20.09	---	81	305	17,708
				September 2026	---	---	---	---	19.75	---	---	---	---	---	---	---	---
				December 2026	---	---	---	---	19.85	---	---	---	---	---	---	---	---
				March 2027	---	---	---	---	19.95	---	---	---	---	---	---	---	---
QUEST HOLDINGS (CR)				(Contract Size: 100 Securities, Physical Delivery)													
6.9	6.76	6.9	1.47%	June 2026	6.72	6.75	6.64	6.72	6.72	---	---	---	6.76	---	7	35	213
				September 2026	---	---	---	---	6.86	---	---	---	---	---	---	---	---
				December 2026	---	---	---	---	6.89	---	---	---	---	---	---	---	---
				March 2027	---	---	---	---	6.93	---	---	---	---	---	---	---	---
TITAN (CB)				(Contract Size: 100 Securities, Physical Delivery)													
49	48	48	-1.84%	June 2026	48.44	48.44	48.08	48.08	48.08	---	---	---	49.82	---	3	7	340
				September 2026	---	---	---	---	49.33	---	---	---	---	---	---	---	---
				December 2026	---	---	---	---	49.57	---	---	---	---	---	---	---	---
				March 2027	---	---	---	---	49.82	---	---	---	---	---	---	---	---

Derivatives notes - <https://www.athexgroup.gr/en/market-data/statistics/eod-closing-prices/>

Fixing prices and final open positions can be retrieved from the following path <http://www.athexgroup.gr/en/market-data/statistics/eod-closing-prices>

Underlying Asset				Derivatives Market													
Price max	Price min	Closing price	change	Delivery Month	Open price	Price max	Price min	Last price	Closing price	Last Bid	Last Ask	Fixing price*	Life high	Life low	Trades	Volume	Open Interest
VIOHALCO SA/NV (CB)				(Contract Size: 100 Securities, Physical Delivery)													
14.4	14.1	14.26	0.42%	June 2026	14.21	14.38	14.05	14.22	14.22	---	---	---	14.85	---	50	163	2,006
				September 2026	---	---	---	---	14.32	---	---	---	---	---	---	---	---
				December 2026	---	---	---	---	14.40	---	---	---	---	---	---	---	---
				March 2027	---	---	---	---	14.47	---	---	---	---	---	---	---	---

Derivatives notes - <https://www.athexgroup.gr/en/market-data/statistics/eod-closing-prices/>

Fixing prices and final open positions can be retrieved from the following path <http://www.athexgroup.gr/en/market-data/statistics/eod-closing-prices>

FTSE/Athex Large Cap

(Trade Unit: 1 Index Point x 2€ - Exercise Style: European, Cash Settlement)

Exerise Price	Call Options														Put Options																		
	April 2026							May 2026							Other Months		April 2026							May 2026							Other Months		Exerise Price
	Open price	Price max	Price min	Last price	Closing price	Volume	Open Interest	Open price	Price max	Price min	Last price	Closing price	Volume	Open Interest	Volume	Open Interest	Open price	Price max	Price min	Last price	Closing price	Volume	Open Interest	Open price	Price max	Price min	Last price	Closing price	Volume	Open Interest	Volume	Open Interest	
4,000	-	-	-	-	-	-	-	-	-	-	-	-	-	-	-	-	-	-	-	-	-	-	-	-	-	-	-	-	-	-	-	-	
4,100	-	-	-	-	-	-	-	-	-	-	-	-	-	-	-	-	-	-	-	-	-	-	-	-	-	-	-	-	-	-	-	-	4,100
4,200	-	-	-	-	-	-	-	-	-	-	-	-	-	-	-	-	-	-	-	-	-	-	-	-	-	-	-	-	-	-	-	-	4,200
4,300	-	-	-	-	-	-	-	-	-	-	-	-	-	-	-	-	-	-	-	-	-	-	-	-	-	-	-	-	-	-	-	-	4,300
4,400	-	-	-	-	-	-	-	-	-	-	-	-	-	-	-	-	-	-	-	-	-	-	-	-	-	-	-	-	-	-	-	-	4,400
4,450	-	-	-	-	-	-	-	-	-	-	-	-	-	-	-	-	-	-	-	-	-	-	-	-	-	-	-	-	-	-	-	-	4,450
4,500	-	-	-	-	-	-	-	-	-	-	-	-	-	-	-	-	-	-	-	-	-	-	-	-	-	-	-	-	-	-	-	-	4,500
4,550	-	-	-	-	-	-	-	-	-	-	-	-	-	-	-	-	-	-	-	-	-	-	-	-	-	-	-	-	-	-	-	-	4,550
4,600	0.00	0.00	0.00	-	1,219.00	-	-	0.00	0.00	0.00	-	1,196.00	-	-	-	0.00	0.00	0.00	-	0.15	-	-	0.00	0.00	0.00	-	0.48	-	-	-	-	4,600	
4,650	0.00	0.00	0.00	-	1,169.00	-	-	0.00	0.00	0.00	-	1,146.00	-	-	-	0.00	0.00	0.00	-	0.29	-	-	0.00	0.00	0.00	-	0.72	-	-	-	-	4,650	
4,700	0.00	0.00	0.00	-	1,119.00	-	-	0.00	0.00	0.00	-	1,097.00	-	-	-	0.00	0.00	0.00	-	0.01	-	-	0.00	0.00	0.00	-	1.10	-	-	-	-	4,700	
4,750	0.00	0.00	0.00	-	1,069.00	-	-	0.00	0.00	0.00	-	1,047.00	-	-	-	0.00	0.00	0.00	-	0.01	-	-	0.00	0.00	0.00	-	1.50	-	-	-	-	4,750	
4,800	0.00	0.00	0.00	-	1,019.00	-	-	0.00	0.00	0.00	-	998.00	-	-	-	0.00	0.00	0.00	-	0.01	-	-	0.00	0.00	0.00	-	2.20	-	-	-	-	4,800	
4,850	0.00	0.00	0.00	-	969.00	-	-	0.00	0.00	0.00	-	949.00	-	-	-	0.00	0.00	0.00	-	0.03	-	-	0.00	0.00	0.00	-	3.10	-	-	-	-	4,850	
4,900	0.00	0.00	0.00	-	919.00	-	-	0.00	0.00	0.00	-	900.00	-	-	-	0.00	0.00	0.00	-	0.01	-	8	0.00	0.00	0.00	-	4.30	-	-	-	-	4,900	
4,950	0.00	0.00	0.00	-	869.00	-	-	0.00	0.00	0.00	-	852.00	-	-	-	0.00	0.00	0.00	-	0.01	-	15	0.00	0.00	0.00	-	5.90	-	1	-	-	4,950	
5,000	0.00	0.00	0.00	-	819.00	-	-	0.00	0.00	0.00	-	804.00	-	-	-	0.00	0.00	0.00	-	0.01	-	15	0.00	0.00	0.00	-	8.00	-	-	-	-	5,000	
5,050	0.00	0.00	0.00	-	769.00	-	60	0.00	0.00	0.00	-	757.00	-	33	-	0.00	0.00	0.00	-	0.01	-	117	0.00	0.00	0.00	-	10.50	-	60	-	-	5,050	
5,100	0.00	0.00	0.00	-	719.00	-	30	0.00	0.00	0.00	-	710.00	-	50	-	0.00	0.00	0.00	-	0.01	-	78	0.00	0.00	0.00	-	13.75	-	-	-	-	5,100	
5,150	0.00	0.00	0.00	-	669.00	-	90	0.00	0.00	0.00	-	664.00	-	51	-	0.00	0.00	0.00	-	0.01	-	100	0.00	0.00	0.00	-	18.00	-	45	-	-	5,150	
5,200	0.00	0.00	0.00	-	619.00	-	62	0.00	0.00	0.00	-	619.00	-	45	-	0.00	0.00	0.00	-	0.01	-	63	0.00	0.00	0.00	-	23.00	-	90	-	-	5,200	
5,250	0.00	0.00	0.00	-	569.00	-	61	576.00	577.00	576.00	577.00	577.00	2	32	-	0.00	0.00	0.00	-	0.01	-	133	0.00	0.00	0.00	-	29.00	-	150	-	-	5,250	
5,300	0.00	0.00	0.00	-	519.00	-	90	0.00	0.00	0.00	-	533.00	-	30	-	0.00	0.00	0.00	-	0.04	-	87	0.00	0.00	0.00	-	36.25	-	120	-	-	5,300	
5,350	0.00	0.00	0.00	-	470.00	-	93	0.00	0.00	0.00	-	492.00	-	30	-	0.00	0.00	0.00	-	0.11	-	90	0.00	0.00	0.00	-	44.75	-	30	-	-	5,350	
5,400	0.00	0.00	0.00	-	420.00	-	153	0.00	0.00	0.00	-	452.00	-	30	-	0.00	0.00	0.00	-	0.31	-	63	0.00	0.00	0.00	-	55.00	-	32	-	-	5,400	
5,450	0.00	0.00	0.00	-	370.00	-	103	0.00	0.00	0.00	-	413.00	-	30	-	0.00	0.00	0.00	-	0.78	-	122	0.00	0.00	0.00	-	66.50	-	61	-	-	5,450	
5,500	0.00	0.00	0.00	-	321.00	-	115	0.00	0.00	0.00	-	377.00	-	30	-	0.00	0.00	0.00	-	1.80	-	121	0.00	0.00	0.00	-	80.00	-	30	-	-	5,500	
5,550	0.00	0.00	0.00	-	273.00	-	33	0.00	0.00	0.00	-	342.00	-	-	-	0.00	0.00	0.00	-	3.90	-	119	0.00	0.00	0.00	-	95.00	-	-	-	-	5,550	
5,600	224.00	224.00	224.00	224.00	224.00	5	35	0.00	0.00	0.00	-	309.00	-	-	-	0.00	224.00	0.00	-	7.70	-	8	110.00	110.00	110.00	110.00	110.00	20	-	-	-	5,600	
5,650	0.00	0.00	0.00	-	184.00	-	-	0.00	0.00	0.00	-	278.00	-	60	-	0.00	0.00	0.00	-	14.25	-	30	0.00	0.00	0.00	-	131.00	-	-	-	-	5,650	
5,700	0.00	0.00	0.00	-	144.00	-	28	251.00	251.00	251.00	251.00	251.00	30	30	-	24.00	0.00	10.00	10.00	10.00	89	124	0.00	0.00	0.00	-	152.00	-	1	-	-	5,700	
5,750	0.00	0.00	0.00	-	109.00	-	67	0.00	0.00	0.00	-	222.00	-	30	-	24.75	0.00	23.75	23.75	23.75	110	65	179.00	179.00	164.00	164.00	164.00	31	115	-	-	5,750	
5,800	0.00	0.00	0.00	-	79.00	-	100	0.00	0.00	0.00	-	197.00	-	31	-	46.00	0.00	46.00	46.00	46.00	30	69	196.00	196.00	196.00	196.00	196.00	30	30	-	-	5,800	
5,850	40.00	40.00	30.00	30.00	30.00	12	92	169.00	169.00	168.00	168.00	168.00	60	90	-	83.00	40.00	83.00	83.00	83.00	30	62	222.00	222.00	216.00	216.00	216.00	60	60	-	-	5,850	
5,900	0.00	0.00	0.00	-	36.25	-	60	0.00	0.00	0.00	-	153.00	-	5	-	0.00	0.00	0.00	-	117.00	-	30	0.00	0.00	0.00	-	255.00	-	-	-	-	5,900	
5,950	0.00	0.00	0.00	-	23.00	-	-	122.00	122.00	122.00	122.00	122.00	5	-	-	0.00	0.00	0.00	-	153.00	-	-	0.00	0.00	0.00	-	286.00	-	-	-	-	5,950	

FTSE/Athex Large Cap

(Trade Unit: 1 Index Point x 2€ - Exercise Style: European, Cash Settlement)

Call Options															Put Options																			
Exercise Price	April 2026						May 2026						Other Months			April 2026						May 2026						Other Months			Exercise Price			
	Open price	Price max	Price min	Last price	Closing price	Volume	Open Interest	Open price	Price max	Price min	Last price	Closing price	Volume	Open Interest	Volume	Open Interest	Open price	Price max	Price min	Last price	Closing price	Volume	Open Interest	Open price	Price max	Price min	Last price	Closing price	Volume	Open Interest		Volume	Open Interest	
6,000	0.00	0.00	0.00	-	13.75	-	-	0.00	0.00	0.00	-	116.00	-	-			0.00	0.00	0.00	-	194.00	-	-	0.00	0.00	0.00	-	319.00	-	-			6,000	
6,050	0.00	0.00	0.00	-	7.80	-	-	0.00	0.00	0.00	-	101.00	-	-			0.00	0.00	0.00	-	238.00	-	-	0.00	0.00	0.00	-	353.00	-	-			6,050	
6,100	0.00	0.00	0.00	-	4.20	-	-	0.00	0.00	0.00	-	87.00	-	-			0.00	0.00	0.00	-	285.00	-	-	0.00	0.00	0.00	-	389.00	-	-			6,100	
6,150	0.00	0.00	0.00	-	2.10	-	-	0.00	0.00	0.00	-	74.50	-	-			0.00	0.00	0.00	-	333.00	-	-	0.00	0.00	0.00	-	427.00	-	-			6,150	
6,200	0.00	0.00	0.00	-	1.00	-	-	0.00	0.00	0.00	-	64.00	-	-			0.00	0.00	0.00	-	381.00	-	-	0.00	0.00	0.00	-	466.00	-	-			6,200	
6,250	0.00	0.00	0.00	-	0.47	-	-	0.00	0.00	0.00	-	54.00	-	-			0.00	0.00	0.00	-	431.00	-	-	0.00	0.00	0.00	-	506.00	-	-			6,250	
6,300	0.00	0.00	0.00	-	0.20	-	-	0.00	0.00	0.00	-	45.75	-	-			0.00	0.00	0.00	-	481.00	-	-	0.00	0.00	0.00	-	547.00	-	-			6,300	
6,350	0.00	0.00	0.00	-	0.08	-	-	0.00	0.00	0.00	-	38.50	-	-			0.00	0.00	0.00	-	530.00	-	-	0.00	0.00	0.00	-	590.00	-	-			6,350	
6,400	0.00	0.00	0.00	-	0.03	-	-	-	-	-	-	-	-	-			0.00	0.00	0.00	-	580.00	-	-	-	-	-	-	-	-	-			6,400	
6,450	0.00	0.00	0.00	-	0.01	-	-	-	-	-	-	-	-	-			0.00	0.00	0.00	-	630.00	-	-	-	-	-	-	-	-	-			6,450	
6,500	0.00	0.00	0.00	-	0.25	-	-	-	-	-	-	-	-	-			0.00	0.00	0.00	-	680.00	-	-	-	-	-	-	-	-	-			6,500	
6,550	0.00	0.00	0.00	-	0.15	-	-	-	-	-	-	-	-	-			0.00	0.00	0.00	-	730.00	-	-	-	-	-	-	-	-	-			6,550	
6,600	0.00	0.00	0.00	-	0.08	-	-	-	-	-	-	-	-	-			0.00	0.00	0.00	-	780.00	-	-	-	-	-	-	-	-	-			6,600	
6,650	0.00	0.00	0.00	-	0.05	-	-	-	-	-	-	-	-	-			0.00	0.00	0.00	-	830.00	-	-	-	-	-	-	-	-	-			6,650	
Totals:						17	1,272					97	607	0	0						259	1,519					141	825	0	0				
Number of Trades:						4						6		0							23					7		0						

Allwyn AG (CR)

(Contract Size: 100 Securities, Exercise Style: American, Physical Delivery)

Call Options														Put Options																		
April 2026							May 2026							Other Months		April 2026							May 2026							Other Months		Exercise Price
Open price	Price max	Price min	Last price	Closing price	Volume	Open Interest	Open price	Price max	Price min	Last price	Closing price	Volume	Open Interest	Volume	Open Interest	Open price	Price max	Price min	Last price	Closing price	Volume	Open Interest	Open price	Price max	Price min	Last price	Closing price	Volume	Open Interest	Volume	Open Interest	
9.000	0.000	0.000	0.000	4.60	-	-	0.000	0.000	0.000	4.62	-	-			0.000	0.000	0.000	0.001	-	-			0.000	0.000	0.000	0.001	-	-			0.090	
9.250	0.000	0.000	0.000	4.35	-	-	0.000	0.000	0.000	4.37	-	-			0.000	0.000	0.000	0.001	-	-			0.000	0.000	0.000	0.002	-	-			0.093	
9.500	0.000	0.000	0.000	4.10	-	-	0.000	0.000	0.000	4.12	-	-			0.000	0.000	0.000	0.001	-	-			0.000	0.000	0.000	0.004	-	-			0.095	
9.750	0.000	0.000	0.000	3.85	-	-	0.000	0.000	0.000	3.87	-	-			0.000	0.000	0.000	0.001	-	-			0.000	0.000	0.000	0.007	-	-			0.098	
10.000	0.000	0.000	0.000	3.60	-	-	0.000	0.000	0.000	3.62	-	-			0.000	0.000	0.000	0.001	-	-			0.000	0.000	0.000	0.001	-	-			0.100	
10.500	0.000	0.000	0.000	3.10	-	-	0.000	0.000	0.000	3.12	-	-			0.000	0.000	0.000	0.001	-	-			0.000	0.000	0.000	0.001	-	-			0.105	
11.000	0.000	0.000	0.000	2.60	-	-	0.000	0.000	0.000	2.62	-	-			0.000	0.000	0.000	0.002	-	-			0.000	0.000	0.000	0.003	-	-			0.110	
11.500	0.000	0.000	0.000	2.10	-	-	0.000	0.000	0.000	2.13	-	-			0.000	0.000	0.000	0.010	-	-			0.000	0.000	0.000	0.013	-	-			0.115	
12.000	0.000	0.000	0.000	1.60	-	-	0.000	0.000	0.000	1.66	-	-			0.000	0.000	0.000	0.002	-	-			0.000	0.000	0.000	0.041	-	-			0.120	
12.500	0.000	0.000	0.000	1.10	-	-	0.000	0.000	0.000	1.23	-	-			0.000	0.000	0.000	0.003	-	-			0.000	0.000	0.000	0.108	-	-			0.125	
13.000	0.000	0.000	0.000	0.613	-	-	0.000	0.000	0.000	0.853	-	-			0.000	0.000	0.000	0.011	-	-			0.000	0.000	0.000	0.232	-	-			0.130	
13.500	0.000	0.000	0.000	0.216	-	-	0.000	0.000	0.000	0.553	-	15			0.000	0.000	0.000	0.114	-	15			0.000	0.000	0.000	0.431	-	-			0.135	
14.000	0.000	0.000	0.000	0.036	-	-	0.000	0.000	0.000	0.331	-	15			0.000	0.000	0.000	0.434	-	45			0.000	0.000	0.000	0.709	-	-			0.140	
14.500	0.000	0.000	0.000	0.002	-	-	0.000	0.000	0.000	0.185	-	15			0.000	0.000	0.000	0.901	-	73			0.000	0.000	0.000	1.06	-	-			0.145	
15.000	0.000	0.000	0.000	0.001	-	60	0.000	0.000	0.000	0.094	-	30			0.000	0.000	0.000	1.40	-	90			0.000	0.000	0.000	1.48	-	-			0.150	
15.500	0.000	0.000	0.000	0.001	-	75	0.000	0.000	0.000	0.044	-	-			0.000	0.000	0.000	1.90	-	5			0.000	0.000	0.000	1.93	-	-			0.155	
16.000	0.000	0.000	0.000	0.004	-	-	0.000	0.000	0.000	0.020	-	-			0.000	0.000	0.000	2.40	-	-			0.000	0.000	0.000	2.41	-	-			0.160	
16.500	0.000	0.000	0.000	0.012	-	-	0.000	0.000	0.000	0.008	-	-			0.000	0.000	0.000	2.90	-	-			0.000	0.000	0.000	2.90	-	-			0.165	
17.000	0.000	0.000	0.000	0.002	-	-	0.000	0.000	0.000	0.003	-	-			0.000	0.000	0.000	3.40	-	-			0.000	0.000	0.000	3.40	-	-			0.170	
17.500	0.000	0.000	0.000	0.005	-	-	0.000	0.000	0.000	0.001	-	-			0.000	0.000	0.000	3.90	-	-			0.000	0.000	0.000	3.90	-	-			0.175	
18.000	0.000	0.000	0.000	0.001	-	-	0.000	0.000	0.000	0.009	-	-			0.000	0.000	0.000	4.40	-	-			0.000	0.000	0.000	4.40	-	-			0.180	
18.500	0.000	0.000	0.000	0.001	-	-	0.000	0.000	0.000	0.004	-	-			0.000	0.000	0.000	4.90	-	-			0.000	0.000	0.000	4.90	-	-			0.185	
19.000	0.000	0.000	0.000	0.001	-	-	0.000	0.000	0.000	0.002	-	-			5.20	5.20	5.20	5.20	5.20	5.20	50	50	5.05	5.05	5.05	5.05	5.05	50	0		0.190	
19.500	0.000	0.000	0.000	0.001	-	-	0.000	0.000	0.000	0.001	-	-			5.69	5.69	5.69	5.69	5.69	5.69	50	50	5.59	5.59	5.59	5.59	5.59	50	0		0.195	
20.000	0.000	0.000	0.000	0.001	-	-	0.000	0.000	0.000	0.001	-	-			0.000	0.000	0.000	6.40	-	-			0.000	0.000	0.000	6.40	-	-			0.200	
21.000	0.000	0.000	0.000	0.001	-	-	0.000	0.000	0.000	0.001	-	-			0.000	0.000	0.000	7.40	-	-			0.000	0.000	0.000	7.40	-	-			0.210	
22.000	0.000	0.000	0.000	0.001	-	-	0.000	0.000	0.000	0.001	-	-			0.000	0.000	0.000	8.40	-	-			0.000	0.000	0.000	8.40	-	-			0.220	
23.000	0.000	0.000	0.000	0.001	-	-	0.000	0.000	0.000	0.001	-	-			0.000	0.000	0.000	9.40	-	-			0.000	0.000	0.000	9.40	-	-			0.230	
24.000	0.000	0.000	0.000	0.001	-	-					-	-			0.000	0.000	0.000	10.40	-	-							-	-			0.240	
25.000	0.000	0.000	0.000	0.001	-	-					-	-			0.000	0.000	0.000	11.40	-	-							-	-			0.250	
26.000	0.000	0.000	0.000	0.001	-	-					-	-			0.000	0.000	0.000	12.40	-	-							-	-			0.260	
27.000					-	-					-	-																-	-			0.270
28.000					-	-					-	-																-	-			0.280
29.000					-	-					-	-																-	-			0.290
30.000					-	-					-	-																-	-			0.300

Allwyn AG (CR)

(Contract Size: 100 Securities, Exercise Style: American, Physical Delivery)

		Call Options														Put Options																	
		April 2026						May 2026						Other Months		April 2026						May 2026				Other Months							
Exercise Price	Open price	Price max	Price min	Last price	Closing price	Volume	Open Interest	Open price	Price max	Price min	Last price	Closing price	Volume	Open Interest	Volume	Open Interest	Open price	Price max	Price min	Last price	Closing price	Volume	Open Interest	Open price	Price max	Price min	Last price	Closing price	Volume	Open Interest	Volume	Open Interest	Exercise Price
Totals:						0	135						0	75	0	0						0	328						100	60	0	0	
Number of Trades:						0							0		0							2.00						2		0			

ALPHA BANK (CR)

(Contract Size: 100 Securities, Exercise Style: American, Physical Delivery)

Call Options														Put Options																	
Exercise Price	April 2026						May 2026						Other Months		April 2026						May 2026						Other Months		Exercise Price		
	Open price	Price max	Price min	Last price	Closing price	Volume	Open Interest	Open price	Price max	Price min	Last price	Closing price	Volume	Open Interest	Volume	Open Interest	Open price	Price max	Price min	Last price	Closing price	Volume	Open Interest	Open price	Price max	Price min	Last price	Closing price		Volume	Open Interest
2.000	0.000	0.000	0.000	1.80	-	-	0.000	0.000	0.000	1.80	-	-				0.000	0.000	0.000	0.001	-	-	0.000	0.000	0.000	0.001	-	-				0.020
2.100	0.000	0.000	0.000	1.70	-	-	0.000	0.000	0.000	1.70	-	-				0.000	0.000	0.000	0.001	-	-	0.000	0.000	0.000	0.001	-	-				0.021
2.200	0.000	0.000	0.000	1.60	-	-	0.000	0.000	0.000	1.60	-	-				0.000	0.000	0.000	0.001	-	-	0.000	0.000	0.000	0.001	-	-				0.022
2.300	0.000	0.000	0.000	1.50	-	-	0.000	0.000	0.000	1.50	-	-				0.000	0.000	0.000	0.001	-	-	0.000	0.000	0.000	0.001	-	-				0.023
2.400	0.000	0.000	0.000	1.40	-	-	0.000	0.000	0.000	1.40	-	-				0.000	0.000	0.000	0.003	-	-	0.000	0.000	0.000	0.001	-	-				0.024
2.500	0.000	0.000	0.000	1.30	-	-	0.000	0.000	0.000	1.30	-	-				0.000	0.000	0.000	0.001	-	-	0.000	0.000	0.000	0.002	-	-				0.025
2.600	0.000	0.000	0.000	1.20	-	-	0.000	0.000	0.000	1.20	-	-				0.000	0.000	0.000	0.001	-	-	0.000	0.000	0.000	0.004	-	-				0.026
2.700	0.000	0.000	0.000	1.10	-	-	0.000	0.000	0.000	1.11	-	-				0.000	0.000	0.000	0.002	-	-	0.000	0.000	0.000	0.001	-	-				0.027
2.800	0.000	0.000	0.000	1.00	-	-	0.000	0.000	0.000	1.01	-	-				0.000	0.000	0.000	0.004	-	-	0.000	0.000	0.000	0.001	-	-				0.028
2.900	0.000	0.000	0.000	0.900	-	-	0.000	0.000	0.000	0.908	-	-				0.000	0.000	0.000	0.001	-	-	0.000	0.000	0.000	0.003	-	-				0.029
3.000	0.000	0.000	0.000	0.800	-	-	0.000	0.000	0.000	0.812	-	-				0.000	0.000	0.000	0.001	-	10	0.000	0.000	0.000	0.006	-	-				0.030
3.100	0.000	0.000	0.000	0.701	-	-	0.000	0.000	0.000	0.717	-	4				0.000	0.000	0.000	0.012	-	-	0.000	0.000	0.000	0.012	-	-				0.031
3.200	0.000	0.000	0.000	0.601	-	-	0.000	0.000	0.000	0.626	-	-				0.000	0.000	0.000	0.001	-	64	0.000	0.000	0.000	0.021	-	-				0.032
3.300	0.000	0.000	0.000	0.501	-	-	0.000	0.000	0.000	0.540	-	15				0.000	0.000	0.000	0.003	-	-	0.000	0.000	0.000	0.034	-	-				0.033
3.400	0.000	0.000	0.000	0.401	-	-	0.000	0.000	0.000	0.458	-	-				0.000	0.000	0.000	0.010	-	-	0.000	0.000	0.000	0.052	-	-				0.034
3.500	0.000	0.000	0.000	0.301	-	-	0.000	0.000	0.000	0.384	-	-				0.000	0.000	0.000	0.027	-	-	0.000	0.000	0.000	0.078	-	-				0.035
3.600	0.000	0.000	0.000	0.203	-	-	0.000	0.000	0.000	0.317	-	-				0.000	0.000	0.000	0.003	-	-	0.000	0.000	0.000	0.111	-	-				0.036
3.700	0.000	0.000	0.000	0.116	-	5	0.000	0.000	0.000	0.257	-	-				0.000	0.000	0.000	0.015	-	-	0.000	0.000	0.000	0.151	-	-				0.037
3.800	0.000	0.000	0.000	0.051	-	-	0.000	0.000	0.000	0.204	-	-				0.000	0.000	0.000	0.051	-	-	0.000	0.000	0.000	0.197	-	-				0.038
3.900	0.000	0.000	0.000	0.017	-	-	0.000	0.000	0.000	0.161	-	-				0.000	0.000	0.000	0.116	-	-	0.000	0.000	0.000	0.255	-	-				0.039
4.000	0.000	0.000	0.000	0.004	-	-	0.000	0.000	0.000	0.125	-	-				0.000	0.000	0.000	0.203	-	-	0.000	0.000	0.000	0.319	-	-				0.040
4.250	0.000	0.000	0.000	0.006	-	-	0.000	0.000	0.000	0.060	-	-				0.000	0.000	0.000	0.450	-	-	0.000	0.000	0.000	0.504	-	-				0.043
4.400					-	-					-	-								-	-					-	-				0.044
4.500	0.000	0.000	0.000	0.001	-	-	0.000	0.000	0.000	0.027	-	-				0.000	0.000	0.000	0.700	-	-	0.000	0.000	0.000	0.722	-	-				0.045
4.750	0.000	0.000	0.000	0.003	-	-	0.000	0.000	0.000	0.011	-	-				0.000	0.000	0.000	0.950	-	-	0.000	0.000	0.000	0.956	-	-				0.048
4.800					-	-					-	-								-	-					-	-				0.048
5.000	0.000	0.000	0.000	0.001	-	-	0.000	0.000	0.000	0.004	-	-				0.000	0.000	0.000	1.20	-	-	0.000	0.000	0.000	1.20	-	-				0.050
5.250	0.000	0.000	0.000	0.001	-	-	0.000	0.000	0.000	0.001	-	-				0.000	0.000	0.000	1.45	-	-	0.000	0.000	0.000	1.45	-	-				0.053
5.500	0.000	0.000	0.000	0.001	-	-	0.000	0.000	0.000	0.001	-	-				0.000	0.000	0.000	1.70	-	-	0.000	0.000	0.000	1.70	-	-				0.055
5.750	0.000	0.000	0.000	0.001	-	-	0.000	0.000	0.000	0.001	-	-				0.000	0.000	0.000	1.95	-	-	0.000	0.000	0.000	1.95	-	-				0.058
6.000	0.000	0.000	0.000	0.001	-	-	0.000	0.000	0.000	0.001	-	-				0.000	0.000	0.000	2.20	-	-	0.000	0.000	0.000	2.20	-	-				0.060
6.250	0.000	0.000	0.000	0.001	-	-	0.000	0.000	0.000	0.001	-	-				0.000	0.000	0.000	2.45	-	-	0.000	0.000	0.000	2.45	-	-				0.063
6.500	0.000	0.000	0.000	0.001	-	-					-	-				0.000	0.000	0.000	2.70	-	-					-	-				0.065
6.750	0.000	0.000	0.000	0.001	-	-					-	-				0.000	0.000	0.000	2.95	-	-					-	-				0.068
7.000	0.000	0.000	0.000	0.001	-	-					-	-				0.000	0.000	0.000	3.20	-	-					-	-				0.070

ALPHA BANK (CR)

(Contract Size: 100 Securities, Exercise Style: American, Physical Delivery)

	Call Options														Put Options																				
	April 2026							May 2026							Other Months		April 2026							May 2026							Other Months				
Exercise Price	Open price	Price max	Price min	Last price	Closing price	Volume	Open Interest	Open price	Price max	Price min	Last price	Closing price	Volume	Open Interest	Volume	Open Interest	Open price	Price max	Price min	Last price	Closing price	Volume	Open Interest	Open price	Price max	Price min	Last price	Closing price	Volume	Open Interest	Volume	Open Interest	Exercise Price		
Totals:						0	5						0	19	0	0						0	74						0	0	0	0			
Number of Trades:							0						0			0						0.00						0			0				

NATIONAL BANK (CR)

(Contract Size: 100 Securities, Exercise Style: American, Physical Delivery)

Call Options																	Put Options																				
April 2026																	May 2026										Other Months										
Exercise Price	Open price	Price max	Price min	Last price	Closing price	Volume	Open Interest	Open price	Price max	Price min	Last price	Closing price	Volume	Open Interest	Volume	Open Interest	Open price	Price max	Price min	Last price	Closing price	Volume	Open Interest	Volume	Open Interest	Exercise Price											
8.250						-	-							-	-												0.083										
8.400						-	-							-	-												0.084										
8.500						-	-							-	-												0.085										
8.750	0.000	0.000	0.000		6.38	-	-	0.000	0.000	0.000		6.40	-	-			0.000	0.000	0.000		0.001	-	-	0.000	0.000	0.000	0.001	-	-	0.088							
8.800						-	-							-	-												0.088										
9.000	0.000	0.000	0.000		6.13	-	-	0.000	0.000	0.000		6.15	-	-			0.000	0.000	0.000		0.001	-	-	0.000	0.000	0.000	0.001	-	-	0.090							
9.200						-	-							-	-												0.092										
9.250	0.000	0.000	0.000		5.88	-	-	0.000	0.000	0.000		5.90	-	-			0.000	0.000	0.000		0.001	-	-	0.000	0.000	0.000	0.002	-	-	0.093							
9.500	0.000	0.000	0.000		5.63	-	-	0.000	0.000	0.000		5.65	-	-			0.000	0.000	0.000		0.001	-	-	0.000	0.000	0.000	0.001	-	-	0.095							
9.600						-	-							-	-												0.096										
9.750	0.000	0.000	0.000		5.38	-	-	0.000	0.000	0.000		5.40	-	-			0.000	0.000	0.000		0.003	-	-	0.000	0.000	0.000	0.001	-	-	0.098							
10.000	0.000	0.000	0.000		5.13	-	-	0.000	0.000	0.000		5.15	-	-			0.000	0.000	0.000		0.001	-	-	0.000	0.000	0.000	0.002	-	-	0.100							
10.500	0.000	0.000	0.000		4.63	-	-	0.000	0.000	0.000		4.65	-	-			0.000	0.000	0.000		0.004	-	-	0.000	0.000	0.000	0.006	-	-	0.105							
11.000	0.000	0.000	0.000		4.13	-	-	0.000	0.000	0.000		4.15	-	-			0.000	0.000	0.000		0.001	-	-	0.000	0.000	0.000	0.002	-	-	0.110							
11.500	0.000	0.000	0.000		3.63	-	-	0.000	0.000	0.000		3.66	-	-			0.000	0.000	0.000		0.008	-	-	0.000	0.000	0.000	0.005	-	-	0.115							
12.000	0.000	0.000	0.000		3.13	-	-	0.000	0.000	0.000		3.17	-	-			0.000	0.000	0.000		0.001	-	15	0.000	0.000	0.000	0.015	-	-	0.120							
12.500	0.000	0.000	0.000		2.63	-	-	0.000	0.000	0.000		2.69	-	-			0.000	0.000	0.000		0.001	-	10	0.000	0.000	0.000	0.038	-	-	0.125							
13.000	0.000	0.000	0.000		2.13	-	-	0.000	0.000	0.000		2.23	-	-			0.000	0.000	0.000		0.034	-	-	0.000	0.000	0.000	0.080	-	-	0.130							
13.500	0.000	0.000	0.000		1.63	-	30	0.000	0.000	0.000		1.81	-	30			0.000	0.000	0.000		0.106	-	-	0.000	0.000	0.000	0.153	-	-	0.135							
14.000	0.000	0.000	0.000		1.14	-	10	0.000	0.000	0.000		1.42	-	-			0.000	0.000	0.000		0.007	-	-	0.000	0.000	0.000	0.267	-	-	0.140							
14.500	0.000	0.000	0.000		0.682	-	-	0.000	0.000	0.000		1.08	-	-			0.000	0.000	0.000		0.049	-	-	0.000	0.000	0.000	0.430	-	-	0.145							
15.000	0.000	0.000	0.000		0.322	-	-	0.000	0.000	0.000		0.802	-	-			0.000	0.000	0.000		0.190	-	-	0.000	0.000	0.000	0.647	-	-	0.150							
15.500	0.000	0.000	0.000		0.111	-	-	0.000	0.000	0.000		0.575	-	-			0.000	0.000	0.000		0.478	-	-	0.000	0.000	0.000	0.920	-	-	0.155							
16.000	0.000	0.000	0.000		0.027	-	-	0.000	0.000	0.000		0.399	-	-			0.000	0.000	0.000		0.895	-	-	0.000	0.000	0.000	1.24	-	-	0.160							
16.500	0.000	0.000	0.000		0.004	-	-	0.000	0.000	0.000		0.269	-	-			0.000	0.000	0.000		1.37	-	-	0.000	0.000	0.000	1.61	-	-	0.165							
17.000	0.000	0.000	0.000		0.002	-	-	0.000	0.000	0.000		0.175	-	-			0.000	0.000	0.000		1.87	-	-	0.000	0.000	0.000	2.02	-	-	0.170							
17.500	0.000	0.000	0.000		0.005	-	-	0.000	0.000	0.000		0.109	-	-			0.000	0.000	0.000		2.37	-	-	0.000	0.000	0.000	2.46	-	-	0.175							
18.000	0.000	0.000	0.000		0.002	-	-	0.000	0.000	0.000		0.066	-	-			0.000	0.000	0.000		2.87	-	-	0.000	0.000	0.000	2.92	-	-	0.180							
18.500	0.000	0.000	0.000		0.001	-	-	0.000	0.000	0.000		0.039	-	-			0.000	0.000	0.000		3.37	-	-	0.000	0.000	0.000	3.39	-	-	0.185							
19.000	0.000	0.000	0.000		0.001	-	-	0.000	0.000	0.000		0.023	-	-			0.000	0.000	0.000		3.87	-	-	0.000	0.000	0.000	3.88	-	-	0.190							
19.500	0.000	0.000	0.000		0.001	-	-	0.000	0.000	0.000		0.013	-	-			0.000	0.000	0.000		4.37	-	-	0.000	0.000	0.000	4.37	-	-	0.195							
20.000	0.000	0.000	0.000		0.001	-	-	0.000	0.000	0.000		0.007	-	-			0.000	0.000	0.000		4.87	-	-	0.000	0.000	0.000	4.87	-	-	0.200							
21.000	0.000	0.000	0.000		0.001	-	-							-	-						5.87	-	-					-	-	0.210							
22.000	0.000	0.000	0.000		0.001	-	-							-	-						6.87	-	-					-	-	0.220							
Totals:						0	40							0	30	0	0							0	25							0	0	0	269		
Number of Trades:						0							0							0							0.00							0			0

OTE (CR)

(Contract Size: 100 Securities, Exercise Style: American, Physical Delivery)

Call Options																Put Options																	
April 2026								May 2026								Other Months		April 2026						May 2026					Other Months		Exercise Price		
Exerise Price	Open price	Price max	Price min	Last price	Closing price	Volume	Open Interest	Open price	Price max	Price min	Last price	Closing price	Volume	Open Interest	Volume	Open Interest	Open price	Price max	Price min	Last price	Closing price	Volume	Open Interest	Open price	Price max	Price min	Last price	Closing price	Volume	Open Interest		Volume	Open Interest
10.000						-	-							-	-																		0.100
10.500						-	-							-	-																		0.105
11.000	0.000	0.000	0.000		7.10	-	-	0.000	0.000	0.000		7.12	-	-			0.000	0.000	0.000		0.001	-	-	0.000	0.000	0.000		0.001	-	-		0.110	
11.500	0.000	0.000	0.000		6.60	-	-	0.000	0.000	0.000		6.62	-	-			0.000	0.000	0.000		0.001	-	-	0.000	0.000	0.000		0.001	-	-		0.115	
12.000	0.000	0.000	0.000		6.10	-	-	0.000	0.000	0.000		6.12	-	-			0.000	0.000	0.000		0.001	-	-	0.000	0.000	0.000		0.001	-	-		0.120	
12.500	0.000	0.000	0.000		5.60	-	-	0.000	0.000	0.000		5.62	-	-			0.000	0.000	0.000		0.001	-	-	0.000	0.000	0.000		0.002	-	-		0.125	
13.000	0.000	0.000	0.000		5.10	-	-	0.000	0.000	0.000		5.12	-	-			0.000	0.000	0.000		0.001	-	-	0.000	0.000	0.000		0.001	-	-		0.130	
13.500	0.000	0.000	0.000		4.60	-	-	0.000	0.000	0.000		4.62	-	-			0.000	0.000	0.000		0.001	-	-	0.000	0.000	0.000		0.001	-	-		0.135	
14.000	0.000	0.000	0.000		4.10	-	-	0.000	0.000	0.000		4.12	-	-			0.000	0.000	0.000		0.003	-	-	0.000	0.000	0.000		0.001	-	-		0.140	
14.500	0.000	0.000	0.000		3.60	-	-	0.000	0.000	0.000		3.63	-	-			0.000	0.000	0.000		0.001	-	-	0.000	0.000	0.000		0.001	-	-		0.145	
15.000	0.000	0.000	0.000		3.10	-	-	0.000	0.000	0.000		3.13	-	-			0.000	0.000	0.000		0.001	-	-	0.000	0.000	0.000		0.003	-	-		0.150	
15.500	0.000	0.000	0.000		2.60	-	-	0.000	0.000	0.000		2.64	-	-			0.000	0.000	0.000		0.004	-	-	0.000	0.000	0.000		0.010	-	-		0.155	
16.000	0.000	0.000	0.000		2.10	-	15	0.000	0.000	0.000		2.16	-	-			0.000	0.000	0.000		0.001	-	61	0.000	0.000	0.000		0.031	-	-		0.160	
16.500	0.000	0.000	0.000		1.60	-	-	0.000	0.000	0.000		1.70	-	-			0.000	0.000	0.000		0.001	-	45	0.000	0.000	0.000		0.074	-	-		0.165	
17.000	0.000	0.000	0.000		1.10	-	16	0.000	0.000	0.000		1.29	-	-			0.000	0.000	0.000		0.002	-	-	0.000	0.000	0.000		0.157	-	-		0.170	
17.500	0.000	0.000	0.000		0.628	-	15	0.000	0.000	0.000		0.926	-	-			0.000	0.000	0.000		0.025	-	-	0.301	0.301	0.301	0.301	0.301	15	0		0.175	
18.000	0.000	0.000	0.000		0.252	-	-	0.000	0.000	0.000		0.630	-	-			0.000	0.000	0.000		0.149	-	-	0.000	0.000	0.000		0.500	-	-		0.180	
18.500	0.000	0.000	0.000		0.060	-	-	0.000	0.000	0.000		0.400	-	-			0.000	0.000	0.000		0.457	-	-	0.000	0.000	0.000		0.772	-	-		0.185	
19.000	0.000	0.000	0.000		0.007	-	-	0.000	0.000	0.000		0.243	-	-			0.000	0.000	0.000		0.906	-	-	0.000	0.000	0.000		1.12	-	-		0.190	
19.500	0.000	0.000	0.000		0.008	-	-	0.000	0.000	0.000		0.139	-	-			0.000	0.000	0.000		1.40	-	-	0.000	0.000	0.000		1.51	-	-		0.195	
20.000	0.000	0.000	0.000		0.002	-	-	0.000	0.000	0.000		0.074	-	-			0.000	0.000	0.000		1.90	-	-	0.000	0.000	0.000		1.95	-	-		0.200	
21.000	0.000	0.000	0.000		0.001	-	-	0.000	0.000	0.000		0.017	-	-			0.000	0.000	0.000		2.90	-	-	0.000	0.000	0.000		2.90	-	-		0.210	
22.000	0.000	0.000	0.000		0.001	-	-	0.000	0.000	0.000		0.003	-	-			0.000	0.000	0.000		3.90	-	-	0.000	0.000	0.000		3.90	-	-		0.220	
23.000	0.000	0.000	0.000		0.001	-	-	0.000	0.000	0.000		0.001	-	-			0.000	0.000	0.000		4.90	-	-	0.000	0.000	0.000		4.90	-	-		0.230	
24.000	0.000	0.000	0.000		0.001	-	-	0.000	0.000	0.000		0.001	-	-			0.000	0.000	0.000		5.90	-	-	0.000	0.000	0.000		5.90	-	-		0.240	
25.000	0.000	0.000	0.000		0.001	-	-	0.000	0.000	0.000		0.001	-	-			0.000	0.000	0.000		6.90	-	-	0.000	0.000	0.000		6.90	-	-		0.250	
26.000	0.000	0.000	0.000		0.001	-	-	0.000	0.000	0.000		0.001	-	-			0.000	0.000	0.000		7.90	-	-	0.000	0.000	0.000		7.90	-	-		0.260	
Totals:						0	46						0	0	0	0						0	106						15	75	0	0	
Number of Trades:						0							0		0							0.00							1		0		

PIRAEUS BANK (CR)

(Contract Size: 100 Securities, Exercise Style: American, Physical Delivery)

Call Options														Put Options																		
April 2026							May 2026							Other Months		April 2026							May 2026							Other Months		Exercise Price
Open price	Price max	Price min	Last price	Closing price	Volume	Open Interest	Open price	Price max	Price min	Last price	Closing price	Volume	Open Interest	Volume	Open Interest	Open price	Price max	Price min	Last price	Closing price	Volume	Open Interest	Open price	Price max	Price min	Last price	Closing price	Volume	Open Interest	Volume	Open Interest	
4.250	0.000	0.000	0.000	4.21	-	-	0.000	0.000	0.000	4.22	-	-				0.000	0.000	0.000	0.001	-	-	0.000	0.000	0.000	0.001	-	-				0.043	
4.500	0.000	0.000	0.000	3.96	-	-	0.000	0.000	0.000	3.97	-	-				0.000	0.000	0.000	0.001	-	-	0.000	0.000	0.000	0.001	-	-				0.045	
4.750	0.000	0.000	0.000	3.71	-	-	0.000	0.000	0.000	3.72	-	-				0.000	0.000	0.000	0.002	-	-	0.000	0.000	0.000	0.001	-	-				0.048	
5.000	0.000	0.000	0.000	3.46	-	-	0.000	0.000	0.000	3.47	-	-				0.000	0.000	0.000	0.001	-	-	0.000	0.000	0.000	0.001	-	-				0.050	
5.250	0.000	0.000	0.000	3.21	-	-	0.000	0.000	0.000	3.22	-	-				0.000	0.000	0.000	0.001	-	-	0.000	0.000	0.000	0.002	-	-				0.053	
5.500	0.000	0.000	0.000	2.96	-	-	0.000	0.000	0.000	2.97	-	-				0.000	0.000	0.000	0.002	-	-	0.000	0.000	0.000	0.001	-	-				0.055	
5.750	0.000	0.000	0.000	2.71	-	-	0.000	0.000	0.000	2.72	-	-				0.000	0.000	0.000	0.001	-	-	0.000	0.000	0.000	0.001	-	-				0.058	
6.000	0.000	0.000	0.000	2.46	-	-	0.000	0.000	0.000	2.47	-	-				0.000	0.000	0.000	0.004	-	-	0.000	0.000	0.000	0.003	-	-				0.060	
6.250	0.000	0.000	0.000	2.21	-	-	0.000	0.000	0.000	2.23	-	-				0.000	0.000	0.000	0.001	-	20	0.000	0.000	0.000	0.007	-	-				0.063	
6.500	0.000	0.000	0.000	1.96	-	-	0.000	0.000	0.000	1.99	-	-				0.000	0.000	0.000	0.007	-	-	0.000	0.000	0.000	0.014	-	-				0.065	
6.750	0.000	0.000	0.000	1.71	-	-	0.000	0.000	0.000	1.75	-	-				0.000	0.000	0.000	0.001	-	-	0.000	0.000	0.000	0.027	-	-				0.068	
7.000	0.000	0.000	0.000	1.46	-	-	0.000	0.000	0.000	1.52	-	-				0.000	0.000	0.000	0.001	-	30	0.000	0.000	0.000	0.049	-	-				0.070	
7.250	0.000	0.000	0.000	1.21	-	-	0.000	0.000	0.000	1.30	-	-				0.000	0.000	0.000	0.015	-	-	0.000	0.000	0.000	0.082	-	-				0.073	
7.500	0.000	0.000	0.000	0.962	-	1,200	0.000	0.000	0.000	1.10	-	-				0.000	0.000	0.000	0.041	-	-	0.000	0.000	0.000	0.127	-	-				0.075	
7.750	0.000	0.000	0.000	0.714	-	1,200	0.000	0.000	0.000	0.915	-	-				0.000	0.000	0.000	0.003	-	-	0.000	0.000	0.000	0.192	-	-				0.078	
8.000	0.000	0.000	0.000	0.479	-	-	0.000	0.000	0.000	0.750	-	-				0.000	0.000	0.000	0.018	-	-	0.000	0.000	0.000	0.277	-	-				0.080	
8.250	0.000	0.000	0.000	0.276	-	-	0.000	0.000	0.000	0.605	-	-				0.000	0.000	0.000	0.064	-	-	0.000	0.000	0.000	0.381	-	-				0.083	
8.500	0.000	0.000	0.000	0.131	-	-	0.000	0.000	0.000	0.476	-	-				0.000	0.000	0.000	0.170	-	-	0.000	0.000	0.000	0.503	-	-				0.085	
8.750	0.000	0.000	0.000	0.049	-	-	0.000	0.000	0.000	0.371	-	-				0.000	0.000	0.000	0.338	-	-	0.000	0.000	0.000	0.648	-	-				0.088	
9.000	0.000	0.000	0.000	0.014	-	-	0.000	0.000	0.000	0.286	-	-				0.000	0.000	0.000	0.553	-	-	0.000	0.000	0.000	0.813	-	-				0.090	
9.250	0.000	0.000	0.000	0.003	-	-	0.000	0.000	0.000	0.214	-	-				0.000	0.000	0.000	0.792	-	-	0.000	0.000	0.000	0.991	-	-				0.093	
9.500	0.000	0.000	0.000	0.003	-	-	0.000	0.000	0.000	0.159	-	-				0.000	0.000	0.000	1.04	-	-	0.000	0.000	0.000	1.19	-	-				0.095	
9.750	0.000	0.000	0.000	0.001	-	-	0.000	0.000	0.000	0.117	-	-				0.000	0.000	0.000	1.29	-	-	0.000	0.000	0.000	1.39	-	-				0.098	
10.000	0.000	0.000	0.000	0.004	-	-	0.000	0.000	0.000	0.083	-	-				0.000	0.000	0.000	1.54	-	-	0.000	0.000	0.000	1.61	-	-				0.100	
10.500	0.000	0.000	0.000	0.001	-	-	0.000	0.000	0.000	0.042	-	-				0.000	0.000	0.000	2.04	-	-	0.000	0.000	0.000	2.07	-	-				0.105	
11.000	0.000	0.000	0.000	0.001	-	-	0.000	0.000	0.000	0.020	-	-				0.000	0.000	0.000	2.54	-	-	0.000	0.000	0.000	2.55	-	-				0.110	
11.500	0.000	0.000	0.000	0.001	-	-	0.000	0.000	0.000	0.009	-	-				0.000	0.000	0.000	3.04	-	-	0.000	0.000	0.000	3.04	-	-				0.115	
12.000	0.000	0.000	0.000	0.001	-	-	0.000	0.000	0.000	0.004	-	-				0.000	0.000	0.000	3.54	-	-	0.000	0.000	0.000	3.54	-	-				0.120	
12.500	0.000	0.000	0.000	0.001	-	-					-	-				0.000	0.000	0.000	4.04	-	-					-	-				0.125	
13.000	0.000	0.000	0.000	0.001	-	-					-	-				0.000	0.000	0.000	4.54	-	-					-	-				0.130	
Totals:					0	2,400								0	0	0	0	0	0	0	0	0	0	0	0	0	0	0	0	0	0	0
Number of Trades:					0								0		0				0.00								0		0			

PPC (CR)

(Contract Size: 100 Securities, Exercise Style: American, Physical Delivery)

Exercise Price	Call Options														Put Options																		
	April 2026						May 2026						Other Months		April 2026						May 2026						Other Months		Exercise Price				
	Open price	Price max	Price min	Last price	Closing price	Volume	Open Interest	Open price	Price max	Price min	Last price	Closing price	Volume	Open Interest	Volume	Open Interest	Open price	Price max	Price min	Last price	Closing price	Volume	Open Interest	Open price	Price max	Price min	Last price	Closing price		Volume	Open Interest	Volume	Open Interest
9.200						-	-							-	-																		
9.500						-	-							-	-																		0.095
9.600						-	-							-	-																		0.096
9.750						-	-							-	-																		0.098
10.000						-	-							-	-																		0.100
10.500						-	-							-	-																		0.105
11.000						-	-							-	-																		0.110
11.500						-	-							-	-																		0.115
12.000	0.000	0.000	0.000		7.58	-	-	0.000	0.000	0.000		7.60	-	-	0.000	0.000	0.000	0.000	0.000		0.001	-	-	0.000	0.000	0.000	0.000	0.001	-	-		0.120	
12.500	0.000	0.000	0.000		7.08	-	-	0.000	0.000	0.000		7.10	-	-	0.000	0.000	0.000	0.000	0.000		0.001	-	-	0.000	0.000	0.000	0.000	0.001	-	-		0.125	
13.000	0.000	0.000	0.000		6.58	-	-	0.000	0.000	0.000		6.60	-	-	0.000	0.000	0.000	0.000	0.000		0.001	-	-	0.000	0.000	0.000	0.000	0.001	-	-		0.130	
13.500	0.000	0.000	0.000		6.08	-	-	0.000	0.000	0.000		6.10	-	-	0.000	0.000	0.000	0.000	0.000		0.001	-	-	0.000	0.000	0.000	0.000	0.001	-	-		0.135	
14.000	0.000	0.000	0.000		5.58	-	-	0.000	0.000	0.000		5.60	-	-	0.000	0.000	0.000	0.000	0.000		0.001	-	-	0.000	0.000	0.000	0.000	0.002	-	-		0.140	
14.500	0.000	0.000	0.000		5.08	-	-	0.000	0.000	0.000		5.11	-	-	0.000	0.000	0.000	0.000	0.000		0.001	-	-	0.000	0.000	0.000	0.000	0.001	-	-		0.145	
15.000	0.000	0.000	0.000		4.58	-	-	0.000	0.000	0.000		4.61	-	-	0.000	0.000	0.000	0.000	0.000		0.001	-	-	0.000	0.000	0.000	0.000	0.002	-	-		0.150	
15.500	0.000	0.000	0.000		4.08	-	-	0.000	0.000	0.000		4.11	-	-	0.000	0.000	0.000	0.000	0.000		0.001	-	-	0.000	0.000	0.000	0.000	0.002	-	-		0.155	
16.000	0.000	0.000	0.000		3.58	-	-	0.000	0.000	0.000		3.61	-	-	0.000	0.000	0.000	0.000	0.000		0.003	-	-	0.000	0.000	0.000	0.000	0.005	-	-		0.160	
16.500	0.000	0.000	0.000		3.08	-	-	0.000	0.000	0.000		3.12	-	-	0.000	0.000	0.000	0.000	0.000		0.001	-	30	0.000	0.000	0.000	0.000	0.015	-	-		0.165	
17.000	0.000	0.000	0.000		2.58	-	45	0.000	0.000	0.000		2.65	-	-	0.000	0.000	0.000	0.000	0.000		0.001	-	-	0.000	0.000	0.000	0.000	0.036	-	-		0.170	
17.500	0.000	0.000	0.000		2.08	-	2	0.000	0.000	0.000		2.19	-	-	0.000	0.000	0.000	0.000	0.000		0.005	-	-	0.000	0.000	0.000	0.000	0.077	-	-		0.175	
18.000	0.000	0.000	0.000		1.58	-	-	0.000	0.000	0.000		1.76	-	1	0.000	0.000	0.000	0.000	0.000		0.024	-	-	0.000	0.000	0.000	0.000	0.148	-	-		0.180	
18.500	0.000	0.000	0.000		1.09	-	17	0.000	0.000	0.000		1.37	-	1	0.000	0.000	0.000	0.000	0.000		0.004	-	4	0.000	0.000	0.000	0.000	0.259	-	-		0.185	
19.000	0.000	0.000	0.000		0.623	-	7	0.000	0.000	0.000		1.03	-	-	0.000	0.000	0.000	0.000	0.000		0.039	-	-	0.000	0.000	0.000	0.000	0.420	-	-		0.190	
19.500	0.000	0.000	0.000		0.265	-	3	0.000	0.000	0.000		0.748	-	-	0.000	0.000	0.000	0.000	0.000		0.182	-	-	0.000	0.000	0.000	0.000	0.636	-	-		0.195	
20.000	0.000	0.000	0.000		0.074	-	-	0.000	0.000	0.000		0.523	-	-	0.000	0.000	0.000	0.000	0.000		0.491	-	-	0.000	0.000	0.000	0.000	0.911	-	-		0.200	
21.000	0.000	0.000	0.000		0.001	-	-	0.000	0.000	0.000		0.227	-	-	0.000	0.000	0.000	0.000	0.000		1.42	-	-	0.000	0.000	0.000	0.000	1.62	-	-		0.210	
22.000	0.000	0.000	0.000		0.001	-	-	0.000	0.000	0.000		0.085	-	-	0.000	0.000	0.000	0.000	0.000		2.42	-	-	0.000	0.000	0.000	0.000	2.48	-	-		0.220	
23.000	0.000	0.000	0.000		0.003	-	-	0.000	0.000	0.000		0.027	-	-	0.000	0.000	0.000	0.000	0.000		3.42	-	-	0.000	0.000	0.000	0.000	3.43	-	-		0.230	
24.000	0.000	0.000	0.000		0.001	-	-	0.000	0.000	0.000		0.007	-	-	0.000	0.000	0.000	0.000	0.000		4.42	-	-	0.000	0.000	0.000	0.000	4.42	-	-		0.240	
25.000	0.000	0.000	0.000		0.001	-	-	0.000	0.000	0.000		0.002	-	-	0.000	0.000	0.000	0.000	0.000		5.42	-	-	0.000	0.000	0.000	0.000	5.42	-	-		0.250	
26.000	0.000	0.000	0.000		0.001	-	-	0.000	0.000	0.000		0.001	-	-	0.000	0.000	0.000	0.000	0.000		6.42	-	-	0.000	0.000	0.000	0.000	6.42	-	-		0.260	
27.000	0.000	0.000	0.000		0.001	-	-	0.000	0.000	0.000		0.001	-	-	0.000	0.000	0.000	0.000	0.000		7.42	-	-	0.000	0.000	0.000	0.000	7.42	-	-		0.270	
28.000	0.000	0.000	0.000		0.001	-	-	0.000	0.000	0.000		0.001	-	-	0.000	0.000	0.000	0.000	0.000		8.42	-	-	0.000	0.000	0.000	0.000	8.42	-	-		0.280	
29.000	0.000	0.000	0.000		0.001	-	-	0.000	0.000	0.000		0.001	-	-	0.000	0.000	0.000	0.000	0.000		9.42	-	-	0.000	0.000	0.000	0.000	9.42	-	-		0.290	
30.000	0.000	0.000	0.000		0.001	-	-							-	-						10.42	-	-			0.000	0.000					0.300	

PPC (CR)

(Contract Size: 100 Securities, Exercise Style: American, Physical Delivery)

	Call Options														Put Options																				
	April 2026							May 2026							Other Months		April 2026							May 2026							Other Months				
Exercise Price	Open price	Price max	Price min	Last price	Closing price	Volume	Open Interest	Open price	Price max	Price min	Last price	Closing price	Volume	Open Interest	Volume	Open Interest	Open price	Price max	Price min	Last price	Closing price	Volume	Open Interest	Open price	Price max	Price min	Last price	Closing price	Volume	Open Interest	Volume	Open Interest	Exercise Price		
Totals:						0	74						0	2	0	0						0	34						0	0	0	0			
Number of Trades:							0						0			0						0.00						0			0				

Lending Products	Underlying Title	Open Interest[5]	Multilateral Transactions[1]				Bilateral Transactions[2]		Stock Borrowing through OTC (volume)[3]
			Volume(Offered)	Average Weighted	Transactions volume	Average Weighted	Transactions Volume	Average Weighted	Transactions Volume
ADMIEBOR	ADMIE (IPTO) HOLDING S.A. (CR)	3,700	---	---	---	---	---	5,249,105	
AEGNBOR	AEGEAN AIRLINES (CR)	---	---	---	---	---	---	482,629	
AKTRBOR	AKTOR S.A. HOLDING CO. (CR)	---	---	---	---	---	---	798,799	
ALWNBOR	Allwyn AG (CR)	55,143	---	---	---	---	---	9,123,735	
ALPHABOR	ALPHA BANK (CR)	8,000	---	---	---	---	---	184,254,093	
AETFBOR	ALPHA ETF FTSE Athex Large Cap	---	---	---	---	2,000	1.00%	2,000	
AEMBOR	ALTER EGO MEDIA (CR)	---	---	---	---	---	---	---	
AIABOR	ATHENS INTL AIRPORT (CR)	1,373	---	---	---	---	---	378,414	
ACAGBOR	AUSTRIACARD (CB)	---	---	---	---	---	---	962	
OTOELBOR	AUTOHELLAS SA (CR)	7,400	---	---	---	---	---	60,781	
AVAXBOR	AVAX S.A. (CR)	7,900	---	---	---	---	---	498,289	
BYLOTBOR	BALLY'S INTRALOT (CR)	36,668	---	---	---	---	---	34,987,562	
BOCHGRBOR	BANK OF CYPRUS (CR)	---	---	---	---	---	---	496,645	
EEEBOR	CC HBC AG (CR)	1,160	---	---	---	---	---	161,407	
CENERBOR	CENERGY HOLDINGS (CB)	43,808	---	---	---	---	---	1,306,075	
CREDIABOR	CrediaBank (CR)	794	---	---	---	---	---	704,095	
DIMANDBOR	DIMAND (CR)	---	---	---	---	---	---	7,342	
ELLAKTORBOR	ELLAKTOR (CR)	53,732	---	---	---	---	---	167,680	
ELHABOR	ELVALHALCOR (CR)	11,714	---	---	---	---	---	388,864	
EUROBBOR	EUROBANK (CR)	42,382	---	---	---	---	---	121,259,668	
EYDAPBOR	EYDAP S.A. (CR)	19	---	---	---	---	---	395,428	
FOYRKBOR	FOURLIS (CR)	2,500	---	---	---	3,500	1.50%	107,841	
GEKTERNABOR	GEK TERNA (CR)	12,566	---	---	---	---	---	1,141,278	
SARBOR	GR. SARANTIS S.A. (CR)	3,758	---	---	---	---	---	209,377	
EXAEBOR	HELLENIC EXCHANGES-A.S.E. (CR)	14,409	---	---	---	---	---	341,370	
ELPEBOR	HELLENIQ ENERGY (CR)	---	---	---	---	---	---	725,051	
INTEKBOR	IDEAL HOLDINGS (CR)	---	---	---	---	---	---	47,787	
INTRKBOR	INTRACOM HOLDINGS (CR)	---	---	---	---	---	---	257,039	
BELABOR	JUMBO SA (CR)	---	---	---	---	14,391	5.00%	509,440	
KRIBOR	KRI-KRI S.A. (CR)	2,999	---	---	---	---	---	---	
LAMDABOR	LAMDA DEVELOPMENT SA (CR)	---	---	---	---	---	---	256,136	

Stock Lending Notes

[1] - Multilateral contracts Lending or Borrowing as per Methods 8-1, 8-2 and 8-3-3 (According to ATHEX BoD Resolution No.17)

[2] - Bilateral Contracts Lending or Borrowing as per Methods 8-3-1 and 8-3-2 & Contracts as per Method 4 (According to ATHEX BoD Resolution No.20)

[3] - The information concerning OTC Stock Borrowing Transactions is based on the statements of the Dematerialised Securities System (DSS) operators involved and refers to volumes that have been registered up until the previous working day.

[4] - Average Price (Volume weighted)

[5] - The Data concerning Open Interest before the start of trading session

Lending Products	Underlying Title	Open Interest[5]	Multilateral Transactions[1]				Bilateral Transactions[2]		Stock Borrowing through OTC (volume)[3]
			Volume(Offered)	Average Weighted	Transactions volume	Average Weighted	Transactions Volume	Average Weighted	Transactions Volume
MTLNBOR	METLEN PLC (CR)	16,990	---	---	---	---	---	1,434,799	
MIGBOR	MIG (CR)	1,495	---	---	---	---	---	39,913	
MOHBOR	MOTOR OIL (CR)	25,579	---	---	---	---	---	730,073	
ETEBOR	NATIONAL BANK (CR)	58,965	---	---	500	3.70%	---	24,125,272	
NOVALBOR	NOVAL PROPERTY REIC (CR)	---	---	---	---	---	---	---	
OPTIMABOR	OPTIMA BANK (CR)	---	---	---	---	---	---	5,022,454	
HTOBOR	OTE (CR)	3,300	---	---	---	---	---	4,121,912	
PPABOR	P.P.A. S.A. (CR)	4,500	---	---	---	---	---	85,388	
TPEIRBOR	PIRAEUS BANK (CR)	158,000	---	---	---	---	134,341	5.00%	11,788,597
PPCBOR	PPC (CR)	60,270	---	---	---	---	---	10,083,293	
PROFBOR	PROFILE SA (CR)	---	---	---	---	---	---	67,526	
QLCOBOR	QUALCO GROUP (CR)	---	---	---	---	---	---	971,675	
QUESTBOR	QUEST HOLDINGS (CR)	4,191	---	---	---	---	---	48,196	
TITCBOR	TITAN (CB)	5,481	---	---	---	---	---	114,823	
OLTHBOR	TPA SA (CR)	---	---	---	---	---	---	750	
TRESTATESBOR	TRADE ESTATES REIC (CR)	---	---	---	---	---	---	---	
VIOBOR	VIOHALCO SA/IV (CB)	---	---	---	---	---	---	---	

Stock Lending Notes

[1] - Multilateral contracts Lending or Borrowing as per Methods 8-1, 8-2 and 8-3-3 (According to ATHEX BoD Resolution No.17)

[2] - Bilateral Contracts Lending or Borrowing as per Methods 8-3-1 and 8-3-2 & Contracts as per Method 4 (According to ATHEX BoD Resolution No.20)

[3] - The information concerning OTC Stock Borrowing Transactions is based on the statements of the Dematerialised Securities System (DSS) operators involved and refers to volumes that have been registered up until the previous working day.

[4] - Average Price (Volume weighted)

[5] - The Data concerning Open Interest before the start of trading session

Sectors codification for listed companies

12003 -	ETF	10101010	Computer Services
10101015	Software	10102030	Computer Hardware
15101010	Telecommunications Equipment	15102015	Telecommunications Services
20101010	Health Care Facilities	20102010	Medical Equipment
20103015	Pharmaceuticals	30101010	Banks
30202000	Diversified Financial Services	30202010	Asset Managers & Custodians
30202015	Investment Services	30204000	Closed End Investments
30302010	Full Line Insurance	30302015	Insurance Brokers
30302025	Property and Casualty Insurance	35101010	Real Estate Holding and Development
35101015	Real Estate Services	35102000	Diversified REITs
35102045	Retail REITs.	40202015	Household Furnishings
40202020	Household Appliance	40203040	Electronic Entertainment
40204020	Clothing & Accessories	40301010	Entertainment
40301030	Publishing	40301035	Radio & TV Broadcasters
40401010	Diversified Retailers	40401020	Apparel Retailers
40401025	Home Improvement Retailers	40401030	Specialty Retailers
40501010	Airlines	40501015	Travel & Tourism
40501020	Casinos & Gambling	40501025	Hotels & Motels
45101015	Distillers & Vintners	45101020	Soft Drinks
45102010	Farming Fishing Ranching & Plantations	45102020	Food Products
45103010	Tobacco	45201010	Food Retailers & Wholesalers
45201020	Personal Products	50101010	Construction
50101020	Building Roof/Wallboard and Plumbing	50101030	Cement
50101035	Building Materials: Other	50202010	Electrical Components
50203015	Plastics	50203030	Containers & Packaging
50204000	Machinery: Industrial	50204020	Machinery: Construction & Handling
50205010	Industrial Suppliers	50205020	Back Office Support HR & Consulting
50205030	Forms & Bulk Printing Services	50206015	Commercial Vehicles & Parts
50206030	Marine Transportation	50206060	Transportation Services
55101000	Diversified Materials	55101020	Textile Products
55102000	General Mining	55102010	Iron & Steel
55102015	Metal Fabricating	55102035	Aluminum
60101020	Oil Refining and Marketing	65101010	Alternative Electricity
65101015	Conventional Electricity	65102000	Multi-Utilities
65102030	Water		

ATHEXGROUP

Athens Exchange Group

Λεωφ. Αθηνών 110 | 104 42 Αθήνα
110 Athinon Ave | 104 42 Athens GR
T +30 210 3366 800
www.athexgroup.gr