

26

Ημερήσιο Δελτίο
Συναλλακτικής Δραστηριότητας

Daily Official List
of Trading Activity



Disclaimer:

Hellenic Exchanges-Athens Stock Exchange S.A endeavours to ensure that the data and other material ("Information") presented on the Daily Official List are accurate and complete, but it is not liable for any errors or omissions of data or /and for the accuracy, credibility, updating and completeness of the aforesaid information nor it has any liability arising directly or indirectly from the use of the above Information.

The Company is not liable for the accuracy of the data included in listed companies' announcements. Only the sender of such an announcement is fully and solely liable for any infringement of third party's rights from the content of such announcement. All contents of the Daily Official List are provided only for information purposes and do not constitute investment advice or solicitation to invest in securities or other products listed for trading on the Exchange.

You acknowledge and agree that the Company is the owner of any property rights related to any Information appearing on the Daily Official List including intellectual property rights copyright, trademarks, etc.

The above data are a property of the Hellenic Exchanges-Athens Exchange and are copyright protected. Users are forbidden to reproduce, modify, copy, sale, transmit or redistribute, by all reproduction means and methods, part or the whole of the above data, without reference to their source.

The commercial exploitation of these data is, also, forbidden by third parties. Hellenic Exchanges-Athens Exchange does not carry any responsibility, direct or indirect, derived from usage or accidental alteration of the above data when used by third parties.

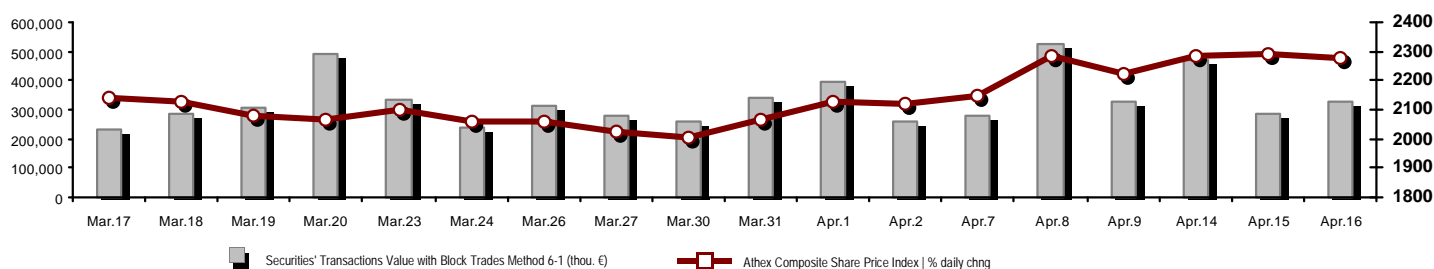
Hellenic Exchanges – Athens Stock Exchange S.A.

110 Athinon Ave., 10442 Athens, Tel: (210) 33.66.800, Fax: (210) 32.13.938

www.athexgroup.gr

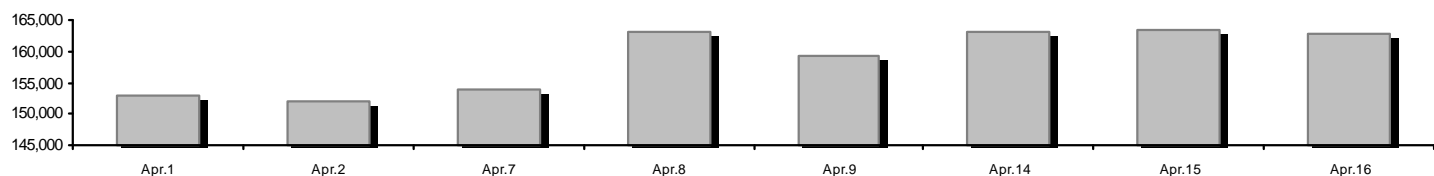
Summary of Markets

Athex Composite Share Price Index vs Shares and Derivatives Transactions Value

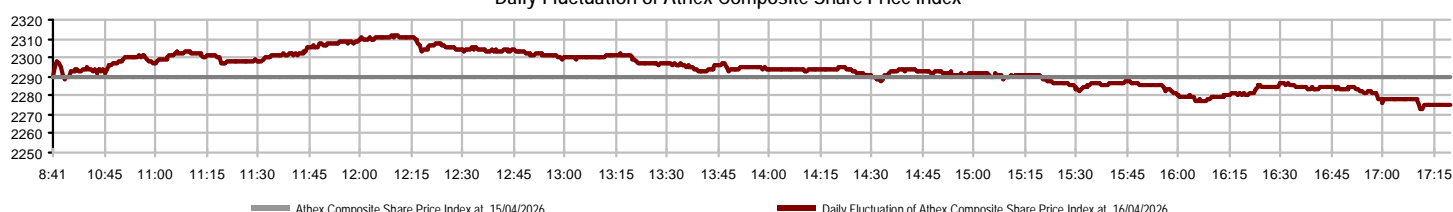


Athex Capitalisation (mill. €) **: Daily change: mill. € %	162,677.96 -868.18 -0.53%	Derivatives Total Open Interest	1,725,439
Yearly Avg Capitalisation: mill. € % chng prev year Avg	153,333.19 20.08%	in Index Futures % daily chng	9,426 1.47%
Athex Composite Share Price Index % daily chng	2,274.98 -0.63%	in Stock Futures % daily chng	1,707,673 0.19%
Athex Composite Share Price Index Capitalisation (mill. €) Daily change (mill. €)	152,642.70 -863.79	in Index Options % daily chng	4,478 6.04%
		in Stock Options % daily chng	3,862 0.39%
Securities' Transactions Value with Block Trades Method 6-1 (t) Daily change: %	327,254.38 40,171.34 13.99%	Derivatives Contracts Volume: Daily change: pieces %	37,050 9,914 36.53%
YtD Avg Trans. Value: thou. € % chng prev year Avg	368,860.67 70.71%	YtD Avg Derivatives Contracts % chng prev year Avg	87,471 51.91%
Blocks Transactions Value of Method 6-1 (thou. €)	49,649.57	Derivatives Trades Number: Daily change: number %	2,721 660 32.02%
Blocks Transactions Value of Method 6-2 & 6-3 (thou. €)	1,672.89	YtD Avg Trades number % chng prev year Avg	3,185 44.02%
Bonds Transactions Value (thou.€)	1,457.57		
Securities' Transactions Volume with Block Trades Method 6-1 (tho) Daily change: thou. pieces %	48,220.37 6,805.83 16.43%	Lending Total Open Interest Daily change: pieces %	634,556 -14,240 -2.19%
YtD Avg Volume: % chng prev year Avg	57,212.96 37.24%	Lending Volume (Multilateral/Bilateral) Daily change: pieces %	53,941 -100,791
Blocks Transactions Volume of Method 6-1 (thou. Pieces)	6,160.79	Multilateral Lending	35,954
Blocks Transactions Volume of Method 6-2 & 6-3 (thou. Pieces)	161.05	Bilateral Lending	17,987
Bonds Transactions Volume	1,466,000		
Securities' Trades Number with Block Trades Method 6-1 Daily change: number %	73,212 1,424 1.98%	Lending Trades Number: Daily change: %	10 5
YtD Avg Trades number % chng prev year Avg	78,313 56.29%	Multilateral Lending Trades Number	7
Number of Blocks Method 6-1	28	Bilateral Lending Trades Number	3
Number of Blocks Method 6-2 & 6-3	4		
Number of Bonds Transactions	243		

Athex Capitalisation (mill. €) **



Daily Fluctuation of Athex Composite Share Price Index



Athex Indices

Index name	16/04/2026	15/04/2026	pts.	%	Min	Max	Year min	Year max	Year change
Athex Composite Share Price Index	2,274.98 €	2,289.44	-14.46	-0.63%	2,273.34	2,311.43	1,998.09	2,407.09	7.27% #
Athex Composite Index Total Return Index	4,498.06 €	4,526.66	-28.60	-0.63%	4,494.84	4,570.14	3,942.63	4,745.66	7.61% #
Athex ESG Index	2,702.68 €	2,721.89	-19.21	-0.71%	2,700.75	2,748.62	2,361.87	2,867.98	8.01% #
ATHEX Small Cap Price Index	2,380.75 #	2,353.24	27.51	1.17%	2,351.31	2,391.26	2,193.29	2,627.20	-6.59% €
ATHEX EN.A. Growth Price Index	18,664.65 #	18,534.61	130.04	0.70%	18,518.27	18,845.66	16,564.67	20,788.55	-5.66% €
FTSE/Athex Large Cap	5,787.55 €	5,829.02	-41.47	-0.71%	5,787.55	5,886.26	5,057.48	6,153.73	8.16% #
FTSE/Athex Mid Cap Index	2,823.92 #	2,810.81	13.11	0.47%	2,810.81	2,846.13	2,510.28	2,906.28	-0.04% €
FTSE/ATHEX High Dividend Yield Index	4,854.14 #	4,839.23	14.91	0.31%	4,839.23	4,871.15	4,495.63	5,149.57	-1.78% €
FTSE/Athex Market Index	1,366.21 €	1,377.47	-11.26	-0.82%	1,365.22	1,390.78	1,190.89	1,449.15	8.34% #
FTSE/Athex Banks	2,616.99 €	2,672.06	-55.07	-2.06%	2,616.99	2,707.24	2,143.30	2,859.37	14.09% #
FTSE/ATHEX TECHNOLOGY & TELECOMMUNICAT	6,761.71 #	6,721.14	40.57	0.60%	6,713.69	6,761.71	6,027.65	6,900.98	-0.19% €
FTSE/ATHEX HEALTH CARE	5,774.46 €	5,870.58	-96.12	-1.64%	5,774.46	5,950.36	4,884.62	6,137.55	13.65% #
FTSE/ATHEX FINANCIAL SERVICES	12,234.38 €	12,490.05	-255.67	-2.05%	12,234.38	12,654.05	10,029.11	13,356.35	14.05% #
FTSE/ATHEX REAL ESTATE	5,397.71 #	5,346.89	50.82	0.95%	5,346.89	5,423.79	5,093.00	5,898.28	-3.89% €
FTSE/ATHEX CONSUMER DISCRETIONARY	4,874.20 #	4,849.11	25.09	0.52%	4,849.11	4,906.94	4,472.82	5,876.98	-16.55% €
FTSE/ATHEX CONSUMER STAPLES	9,997.40 #	9,971.18	26.22	0.26%	9,898.83	10,020.25	8,640.95	10,243.39	13.45% #
FTSE/ATHEX INDUSTRIALS	11,908.50 #	11,793.34	115.16	0.98%	11,789.58	11,928.59	10,051.45	12,182.07	18.48% #
FTSE/ATHEX BASIC MATERIALS	10,581.74 €	10,618.58	-36.84	-0.35%	10,517.28	10,799.72	8,778.94	11,861.41	11.08% #
FTSE/ATHEX ENERGY & UTILITIES	6,872.31 €	6,891.40	-19.09	-0.28%	6,849.58	6,982.54	6,127.28	7,506.29	-0.08% €
Athex All Share Index	516.80 €	519.56	-2.76	-0.53%	516.80	516.80	460.14	542.74	6.72% #
Hellenic Mid & Small Cap Index	3,089.78 #	3,069.02	20.76	0.68%	3,069.02	3,103.37	2,761.30	3,115.91	6.72% #
FTSE/Athex Large Cap Total Return	10,387.52 €	10,461.95	-74.43	-0.71%			9,100.35	11,012.64	8.50% #
FTSE/Athex Mid Cap Total Return	4,051.65 #	4,032.84	18.81	0.47%			3,625.91	4,168.37	-0.04% €
MSCI GREECE REBASED	9,244.41 €	9,438.88	-194.47	-2.06%	9,244.41	9,544.19	7,755.87	10,138.65	7.95% #
Hellenic Corporate Bond Index	144.21 #	144.16	0.05	0.03%			143.28	145.27	-0.10% €
Hellenic Corporate Bond Price Index	92.83 #	92.80	0.02	0.03%			92.37	93.97	-1.18% €

Note 1: FTSE/Med 100, Hellenic Corporate Bond Price Index and Hellenic Corporate Bond Index closing prices refer to the previous trading day of 14/04/2026.

Note 2: The Hellenic Mid & Small Cap Index is a Customized index calculated by the Athens Exchange.

Analytic Figures for Athex Market's Boards and Categories

	Total Traded Securities	Main Market	Surveillance	Exchange Traded Funds (ETFs)
Totals	122	121	0	1
Gain / Lose / Same:	65 / 40 / 17	65 / 39 / 17	0 / 0 / 0	0 / 1 / 0
Athex Capitalisation (mill. €) **	162,677.96	162,675.25	2.71	
Daily Average Trans/ons Value(thou.€)	368,860.67	368,768.79	5.56	495.58
Transactions Value	328,927.27	328,546.49	0.00	380.77
Main Board:	277,604.81	277,224.04	0.00	380.77
Blocks Board 6_2_3:	51,322.45	51,322.45	0.00	0.00
Forced Sales Board:	0.00	0.00	0.00	0.00
Special Terms Board:	0.00	0.00	0.00	0.00
Daily Average Transactions Volume	57,212,964	57,255,879	5,872	8,728
Transactions Volume	48,381,416	48,374,969	0	6,447
Main Board:	42,059,575	42,053,128	0	6,447
Blocks Board 6_2_3:	6,321,841	6,321,841	0	0
Forced Sales Board:	0	0	0	0
Special Terms Board:	0	0	0	0
Daily Average Number of Trades	78,313	78,136	12	167
Number of Trades	73,216	73,061	0	155
Main Board:	73,184	73,029	0	155
Blocks Board 6_2_3:	32	32	0	0
Forced Sales Board:	0	0	0	0
Special Terms Board:	0	0	0	0

Trading Details by Athex Sectors and Financial Instruments (ETFs)

Code	Sectors	Gain / Lose / Same	Number of Trades	Transactions Volume	Transactions Value	% of Total Trans. Value
3010	- Banks	3 / 5 / 0	29,683	36,417,125	202,093,247.02	61.48%
5510	- Basic Resources	6 / 3 / 2	1,673	329,463	2,147,607.38	0.65%
5010	- Construction & Materials	8 / 3 / 1	7,257	1,385,002	20,104,360.27	6.12%
4020	- Consumer Products & Services	2 / 0 / 2	76	45,478	14,063.56	0.00%
6010	- Energy	3 / 1 / 0	3,439	597,871	16,828,942.25	5.12%
12000	- Financial Instruments	0 / 1 / 0	155	6,447	380,772.86	0.12%
3020	- Financial Services	2 / 0 / 2	279	22,824	165,520.39	0.05%
4510	- Food Beverage & Tobacco	1 / 4 / 0	357	38,477	1,560,696.72	0.47%
2010	- Health Care	0 / 2 / 1	211	128,739	191,716.40	0.06%
5020	- Industrial Goods & Services	8 / 8 / 1	3,223	705,379	6,407,555.83	1.95%
3030	- Insurance	1 / 0 / 1	183	111,991	334,233.46	0.10%
4030	- Media	1 / 1 / 1	301	88,535	376,365.80	0.11%
4520	- Personal Care, Drug & Grocery Stores	2 / 0 / 0	328	37,554	548,228.92	0.17%
3510	- Real Estate	5 / 5 / 2	2,490	594,266	2,968,839.57	0.90%
4040	- Retail	4 / 3 / 3	4,364	1,031,969	14,388,674.09	4.38%
1010	- Technology	8 / 3 / 1	2,128	614,622	2,824,085.29	0.86%
1510	- Telecommunications	2 / 0 / 0	2,196	467,232	8,442,856.67	2.57%
4050	- Travel & Leisure	5 / 0 / 0	6,985	3,654,498	18,185,207.39	5.53%
6510	- Utilities	4 / 1 / 0	7,303	1,627,218	30,757,664.12	9.36%

Top 10 best & worst performing Shares

Main Market

With positive Price change	Closing price	change	With negative Price change	Closing price	change
FRIGOGLASS SA (CR)	0.376	9.62% #	PPC (CR)	19.14	-4.25% €
Y/KNOT (CR)	1.03	7.52% #	GEN. COMMERCIAL & IND.SA (CR)	2.17	-3.13% €
INTERWOOD-XYLEMPORIA (CR)	0.261	6.10% #	EUROBANK (CR)	3.908	-2.95% €
SPACE HELLAS SA (CR)	6.64	4.73% #	NATIONAL BANK (CR)	14.6	-2.93% €
ALTER EGO MEDIA (CR)	5.35	4.70% #	LAVIPHARM SA (CR)	1.392	-2.66% €
TPA SA (CR)	37.8	3.56% #	KARELIA (CR)	404	-2.42% €
PRODEFTIKH SA (CR)	0.35	3.55% #	PRODEA (CR)	6.1	-1.61% €
GEK TERNA (CR)	41.06	3.53% #	PIRAEUS BANK (CR)	8.382	-1.55% €
METLEN PLC (CR)	36.5	3.05% #	ALPHA BANK (CR)	3.726	-1.43% €
DOMIKI KRITIS SA (CR)	2.09	2.96% #	TITAN (CB)	47.6	-0.83% €
With the highest Transactions Value	Value (thou. €)	change	With the highest Transactions Volume	Volume	change
PIRAEUS BANK (CR)	65,069.04	-1.55% €	EUROBANK (CR)	12,166,076	-2.95% €
EUROBANK (CR)	48,547.45	-2.95% €	ALPHA BANK (CR)	8,224,117	-1.43% €
NATIONAL BANK (CR)	44,014.26	-2.93% €	PIRAEUS BANK (CR)	7,662,216	-1.55% €
ALPHA BANK (CR)	31,116.48	-1.43% €	CrediaBank (CR)	4,544,294	0.52% #
PPC (CR)	20,082.83	-4.25% €	NATIONAL BANK (CR)	2,961,971	-2.93% €
MOTOR OIL (CR)	15,180.64	0.80% #	BALLY'S INTRALOT (CR)	2,195,019	0.10% #
GEK TERNA (CR)	13,945.69	3.53% #	PPC (CR)	1,038,607	-4.25% €
Allwyn AG (CR)	12,870.55	0.25% #	Allwyn AG (CR)	929,073	0.25% #
JUMBO SA (CR)	12,162.01	0.77% #	BANK OF CYPRUS (CR)	699,415	-0.27% €
METLEN PLC (CR)	9,086.06	3.05% #	JUMBO SA (CR)	515,221	0.77% #

Note: Stocks that are not included in the "Under Supervision" category, and the transactions value is more than 10,000 €.

Derivatives Summary

	Number of Trades	Volume	Open Interest
Index Futures	373	3,650	9,426
FTSE/Athex Banks	4	15	3,159
FTSE/Athex Large Cap	365	3,595	6,267
MSCI GREECE REBASED	4	40	0
Stock Futures	2,292	32,644	1,707,673
ADMIE (IPTO) HOLDING S.A. (CR)	6	52	8,104
AEGEAN AIRLINES (CR)	22	69	2,474
AKTOR S.A. HOLDING CO. (CR)	4	15	97,042
Allwyn AG (CR)	66	219	5,006
ALPHA BANK (CR)	512	7,662	59,928
ATHENS INTL AIRPORT (CR)	3	15	286
AUTOHELLAS SA (CR)	0	0	126
AVAX S.A. (CR)	24	57	2,190
BALLY'S INTRALOT (CR)	90	4,805	1,275,590
BANK OF CYPRUS (CR)	1	1	689
CC HBC AG (CR)	4	20	106
CENERGY HOLDINGS (CB)	21	81	3,773
CrediaBank (CR)	105	2,474	68,839
ELLAKTOR (CR)	24	81	1,588
ELVALHALCOR (CR)	49	192	2,752
EUROBANK (CR)	227	8,610	25,538
EYDAP S.A. (CR)	40	288	12,865
FOURLIS (CR)	17	69	2,869
GEK TERNA (CR)	34	74	5,096
HELLENIC EXCHANGES-A.S.E. (CR)	0	0	326
HELLENIQ ENERGY (CR)	17	34	4,245
INTRACOM HOLDINGS (CR)	64	655	12,036
JUMBO SA (CR)	21	90	4,092
LAMDA DEVELOPMENT SA (CR)	96	684	19,308
METLEN PLC (CR)	238	758	14,154
MIG (CR)	0	0	144
MOTOR OIL (CR)	5	9	229
NATIONAL BANK (CR)	92	510	11,326
OPTIMA BANK (CR)	2	6	485
OTE (CR)	2	3	886
P.P.A. S.A. (CR)	0	0	40
PIRAEUS BANK (CR)	242	3,736	45,262
PPC (CR)	216	1,236	17,794
QUEST HOLDINGS (CR)	6	8	231
TITAN (CB)	15	47	347
VIOHALCO SA/NV (CB)	27	84	1,907
Index Options	52	710	4,478
FTSE/Athex Large Cap	52	710	4,478
Stock Options	4	46	3,862
Allwyn AG (CR)	0	0	598
ALPHA BANK (CR)	0	0	98
NATIONAL BANK (CR)	0	0	364
OTE (CR)	2	16	242
PIRAEUS BANK (CR)	0	0	2,450
PPC (CR)	2	30	110
Total Derivatives Traded	2,721	37,050	1,725,439

Number of Outstanding Securities	Nominal Value	Dividends [1]			Date of Last Coupon		Note	Shares	Closing price	% change	Previous closing price/date	Open price	Price min	Price max	Last price	Avg price	Last Bid [7]	Last Ask [7]	P/E after tax	Year	Volume	Trades	Transactions Value[8]	Company Mkt Value (thou. €)	Year low	Year high	Sector[4]	
2023	2024	2025	Dividend [2]	Right																								
804,287,662	0.300	1.6123	1.4029	0.5	08/04/2026	25/06/2024	---	Allwyn AG (CR)	13.805	0.25 #	13.77	15/04/2026	13.97	13.71	14.05	13.805	13.853	857@13.80	100@13.85	---	---	929,073	4,261	12,870,546.41	11,103,191.17	13.09	19.03	40501020
2,315,261,358	0.290	0.026	0.0303	0.0485	01/12/2025	18/04/2017	---	ALPHA BANK (CR)	3.726	-1.43 €	3.78	15/04/2026	3.81	3.72	3.862	3.726	3.784	4482@3.73	2754@3.73	---	---	8,224,117	6,972	31,116,477.14	8,626,663.82	2.95	4.489	30101010
58,492,542	1.00	---	0.1	---	23/06/2025	27/01/2025	---	ALTER EGO MEDIA (CR)	5.35	4.70 #	5.11	15/04/2026	5.12	5.12	5.39	5.35	5.299	1300@5.23	412@5.35	---	---	69,361	234	367,526.16	312,935.10	4.88	6.425	40301035
36,353,868	1.00	0.1	0.11	---	01/07/2025	21/08/2023	---	AUSTRIACARD (CB)	7.16	1.27 #	7.07	15/04/2026	7.15	7.09	7.28	7.16	7.165	5000@7.15	1427@7.16	---	---	53,716	177	384,857.87	260,293.69	6.04	8.28	10101010
48,624,764	0.080	0.7	0.85	---	10/04/2025	05/12/2022	---	AUTOHELLAS SA (CR)	12.34	-0.64 €	12.42	15/04/2026	12.42	12.34	12.68	12.34	12.464	924@12.34	4102@12.36	---	---	43,643	299	543,966.10	600,029.59	10.68	13.44	40401030
1,867,802,694	0.300	---	---	---	30/05/2013	10/10/2023	---	BALLY'S INTRALOT (CR)	1.038	0.10 #	1.037	15/04/2026	1.04	1.025	1.059	1.038	1.037	1091@1.03	6930@1.04	---	---	2,195,019	842	2,276,605.05	1,938,779.20	0.822	1.1	40501020
435,686,031	0.100	---	0.48	0.2	22/09/2025	23/09/2024	---	BANK OF CYPRUS (CR)	9.305	-0.27 €	9.33	15/04/2026	9.33	9.215	9.4	9.305	9.322	1587@9.30	251@9.32	---	---	699,415	1,207	6,520,105.62	4,054,058.52	7.94	9.84	30101010
212,384,903	0.08	0.14	---	---	24/06/2025	07/12/2016	---	CENERGY HOLDINGS (CB)	20.56	-0.58 €	20.68	15/04/2026	20.68	20.3	21	20.56	20.65	1000@20.50	66@20.60	---	2025	137,441	961	2,838,173.30	4,366,633.61	15.12	22.35	50202010
373,239,562	6.70	0.93	1.03	---	29/05/2025	29/04/2013	---	CC HBC AG (CR)	50.8	0.59 #	50.5	15/04/2026	50.2	49.8	51	50.5	50.26	707@50.50	284@50.80	---	---	17,703	175	889,751.15	8,960,569.75	42.5	55.75	45101020
1,993,012,407	0.050	---	---	---	04/06/2008	16/10/2024	---	CrediaBank (CR)	1.164	0.52 #	1.158	15/04/2026	1.166	1.156	1.19	1.164	1.174	40577@1.16	1200@1.17	---	---	4,544,294	1,795	5,333,783.62	2,319,866.44	0.871	1.722	30101010
3,631,510,801	0.220	0.0933	0.105	0.0468	06/11/2025	20/05/2019	---	EUROBANK (CR)	3.908	-2.95 €	4.027	15/04/2026	4.056	3.902	4.105	3.908	3.99	34769@3.91	1625@3.91	---	---	12,166,076	7,877	48,547,451.09	4,191,944.21	3.162	4.392	30101010
51,889,670	1.00	0.12	0.15	---	27/06/2025	23/07/2019	---	FOURLIS (CR)	4.8	---	4.8	15/04/2026	4.765	4.76	4.98	4.8	4.897	438@4.80	1000@4.90	---	---	142,858	587	699,567.95	249,070.42	4.04	4.98	40401010
305,635,185	2.18	0.9	0.75	0.2	19/01/2026	01/10/2003	---	HELLENIO ENERGY (CR)	9.745	0.67 #	9.68	15/04/2026	9.7	9.6	9.745	9.745	9.684	156@9.74	50@9.75	---	---	166,828	1,181	1,615,490.59	2,978,414.88	8.4	10.4	60101020
83,600,000	0.690	0.0504	0.1209	---	22/09/2025	02/07/2024	---	INTRACOM HOLDINGS (CR)	3.04	-0.82 €	3.065	15/04/2026	3.07	3.03	3.125	3.04	3.081	110@3.04	70@3.05	---	---	197,615	666	608,811.66	254,144.00	2.685	3.85	10101010
134,365,561	0.880	1.4726	0.5063	---	23/03/2026	05/03/2014	---	JUMBO SA (CR)	23.68	0.77 #	23.5	15/04/2026	23.76	23.46	23.86	23.68	23.605	565@23.64	2180@23.70	---	---	515,221	2,966	12,162,005.66	3,181,776.48	21.82	28.7	40401010
176,736,715	0.300	---	---	---	30/05/2007	27/11/2019	---	LAMDA DEVELOPMENT SA (CR)	6.32	2.26 #	6.18	15/04/2026	6.22	6.21	6.44	6.32	6.348	1010@6.32	129@6.33	---	---	323,514	1,667	2,053,731.46	1,116,976.04	5.85	7.76	35101010
169,043,561	0.300	---	0.02	---	17/07/2025	28/11/2022	---	LAVIPHARM SA (CR)	1.392	-2.66 €	1.43	15/04/2026	1.45	1.392	1.45	1.392	1.429	1100@1.39	497@1.40	---	---	109,411	152	156,298.44	235,308.64	0.937	1.46	20103015
143,022,980	1.00	---	---	---	04/08/2025	---	---	METLEN PLC (CR)	36.5	3.05 #	35.42	15/04/2026	35.6	35.6	36.9	36.5	36.567	50@36.40	350@36.54	---	---	248,477	2,426	9,086,060.58	5,220,338.77	31.9	47.68	65102000
126,502,434	0.500	0.0304	0.0302	---	15/05/2025	28/07/2021	---	PREMIA (CR)	1.34	-0.15 €	1.342	15/04/2026	1.346	1.34	1.348	1.34	1.346	1064@1.34	500@1.35	---	---	93,758	230	126,161.88	169,513.26	1.236	1.49	35102000
24,823,934	0.230	0.049	0.0647	---	01/07/2025	08/06/2022	---	PROFILE SA (CR)	7.51	0.54 #	7.47	15/04/2026	7.57	7.36	7.57	7.51	7.444	200@7.45	1000@7.52	---	---	51,074	178	380,173.97	186,427.74	6	8.12	10101010
70,029,804	1.00	---	---	---	15/05/2025	---	---	QUALCO GROUP (CR)	5.94	2.24 #	5.81	15/04/2026	5.83	5.82	5.98	5.94	5.908	200@5.87	512@5.94	---	---	45,474	193	268,648.74	415,977.04	5.08	6.73	10101015
35,377,749	0.280	---	---	---	18/07/2005	22/12/2025	---	QUALITY & RELIABILITY SA (CR)	1.18	2.61 #	1.15	15/04/2026	1.16	1.15	1.186	1.18	1.169	5000@1.17	390@1.18	---	---	91,558	120	107,021.72	41,745.74	1	1.43	10101010
78,325,475	0.85	3	---	---	30/06/2025	23/07/2019	---	TITAN (CB)	47.6	-0.83 €	48	15/04/2026	47.74	47.54	48.24	47.6	47.89	388@47.58	150@47.70	---	---	61,497	1,125	2,945,121.18	3,728,292.61	42.6	59	50101030
259,189,761	0.12	0.16	---	---	24/06/2025	26/02/2016	---	VIOHALCO SA/NV (CB)	14.26	---	14.26	15/04/2026	14.26	14.08	14.66	14.26	14.344	42@14.26	100@14.34	---	---	84,683	576	1,214,672.18	3,696,045.99	11.4	15.78	55102015
148,321,516	0.300	0.03	0.07	---	02/09/2025	22/01/2020	---	AVAX S.A. (CR)	3.165	0.16 #	3.16	15/04/2026	3.16	3.145	3.255	3.165	3.198	332@3.16	1000@3.17	---	---	256,401	525	819,991.15	469,437.60	2.79	3.645	50101010
232,000,000	2.12	0.0582	0.1207	0.1207	25/09/2025	19/06/2017	---	ADMIE (IPTO) HOLDING S.A. (CR)	3.065	0.99 #	3.035	15/04/2026	3.035	3.035	3.1	3.065	3.061	19@3.06	1705@3.07	---	2025	235,616	452	721,226.18	711,080.00	2.76	3.125	65101015
90,167,100	0.500	0.7515	0.8041	---	20/05/2025	24/05/2021	---	AEGEAN AIRLINES (CR)	13.25	0.91 #	13.13	15/04/2026	13.13	13.13	13.48	13.25	13.335	504@13.24	10@13.27	---	---	200,615	1,259	2,675,277.66	1,194,714.08	10.8	15.36	40501010
204,002,463	0.300	---	---	---	12/08/2008	07/01/2025	---	AKTOR S.A. HOLDING CO. (CR)	11	---	11	15/04/2026	11	10.8	11.12	11	10.95	85@10.92	500@11.02	---	---	147,499	694	1,615,068.06	2,244,027.09	9.25	11.7	50101010
103,423,291	0.570	---	0.4134	---	25/06/2025	28/08/2024	---	GEK TERNA (CR)	41.06	3.53 #	39.66	15/04/2026	39.98	39.7	41.24	41.06	40.679	1713@41.04	517@41.10	---	---	342,824	3,846	13,945,685.50	4,246,560.33	25.28	41.24	50101010
369,270,000	2.48	0.25	0.4	---	21/07/2025	12/12/2001	---	PPC (CR)	19.14	-4.25 €	19.99	15/04/2026	20	18.96	20.1	19.14	19.336	11016@19.13	4971@19.21	---	---	1,038,607	3,781	20,082,831.36	7,067,827.80	16.28	20.56	65101015
309,544,087	1.00	0.33	0.7862	---	23/04/2025	07/02/2024	---	ATHENS INTL AIRPORT (CR)	10.87	-0.09 €	10.88	15/04/2026	11.08	10.87	11.09	10.87	10.966	1000@10.86	57@10.88	---	2025	173,938	1,173	1,907,377.63	3,364,744.23	9.92	12	50206060
914,715,153	1.00	0.3643	0.4442	0.221	10/11/2025	29/08/2018	---	NATIONAL BANK (CR)	14.6	-2.93 €	15.04	15/04/2026	15.1	14.6	15.165	14.6	14.86	3456@14.60	100@14.70	---	---	2,961,971	5,273	44,014,255.98	3,354,841.23	12.06	16.005	30101010
27,728,682	0.260	(0.06)	0.065	---	14/07/2025	24/07/2024	---	EKTER SA (CR)	3.98	-0.50 €	4	15/04/2026	4	3.97	4.055	3.98	4	30@3.97	292@3.98	---	---	94,826	261	379,286.60	110,360.15	3.28	4.59	50101010
375,241,586	0.390	0.04	0.0901	---	26/06/2025	14/07/2006	---	ELVALHALCOR (CR)	4.01	-0.74 €	4.04	15/04/2026	4.04	4	4.14	4.01	4.069	369@4.01	340@4.03	---	---	156,087	791	635,158.31	1,504,718.76	3.21	5.07	55102015
348,192,005	0.040	---	---	0.5029	22/12/2025	24/03/2025	---	ELLAKTOR (CR)	1.34	0.75 #	1.33	15/04/2026	1.348															

Daily Official List

Year: 147 Trading Day No: 68

Section 2: Analytic Figures of Shares Transactions

Thursday, 16 April, 2026

Number of Outstanding Securities	Nominal Value	Dividends [1]			Date of Last Coupon		Note	Shares	Closing price	% change	Previous closing price/date	Open price	Price min	Price max	Last price	Avg price	Last Bid [7]	Last Ask [7]	P/E after tax	Year	Volume	Trades	Transactions Value[8]	Company Mkt Value (thou. €)	Year low	Year high	Sector[4]	
		2023	2024	2025	Dividend [2]	Right																						
63,700,000	0.780	0.2313	0.3139	---	02/05/2025	13/06/2018	---	GR. SARANTIS S.A. (CR)	15.56	0.13 #	15.54	15/04/2026	15.5	15.4	15.6	15.56	15.492	12@15.42	2413@15.60	---	---	34,709	300	537,716.08	991,172.00	12.92	15.7	45201020
221,322,426	1.15	(0.1467)	(0.19)	---	23/06/2025	09/07/2025	---	OPTIMA BANK (CR)	9.18	1.05 #	9.085	15/04/2026	9.1	9.06	9.23	9.18	9.139	951@9.17	980@9.20	---	---	153,027	712	1,398,517.57	2,031,739.87	7.59	10.1	30101010
1,235,953,028	0.930	0.0632	---	---	10/07/2024	03/06/2025	---	PIRAEUS BANK (CR)	8.382	-1.55 €	8.514	15/04/2026	8.514	8.382	8.634	8.382	8.492	6056@8.38	1000@8.39	---	---	7,662,216	5,805	65,069,041.20	10,359,758.28	6.53	8.99	30101010
Main Market - Medium Liquidity Class																												
13,126,020	0.660	0.1376	0.1713	---	16/12/2025	04/09/2020	---	AS COMPANY SA (CR)	4.22	---	4.22	15/04/2026	4.22	4.2	4.315	4.22	4.252	899@4.20	20@4.25	---	---	29,254	62	124,377.03	55,391.80	3.62	4.315	40401030
14,000,000	1.95	0.26	0.5	---	24/06/2025	26/03/2024	---	ALPHA REAL ESTATE (CR)	7.24	---	7.24	15/04/2026	7.06	7.06	7.28	7.26	7.231	50@7.20	50@7.28	---	---	3,791	57	27,410.84	101,360.00	6.94	7.58	35101015
3,150,744	0.360	0.563	0.5842	---	27/05/2025	02/06/2020	---	ALPHA TRUST HOLDINGS (CR)	19.75	---	19.75	15/04/2026	19.85	19.75	19.85	19.75	19.796	750@19.70	390@19.85	---	---	770	9	15,242.75	62,227.19	11.9	20	30202010
243,164,193	0.300	0.07	0.07	---	12/09/2025	05/12/2023	---	ATTICA HOLDINGS (CR)	1.672	2.70 #	1.628	15/04/2026	1.648	1.64	1.74	1.672	1.68	43@1.67	323@1.69	---	---	44,818	161	75,274.99	406,570.53	1.5	2.06	40501015
178,157,803	0.040	---	---	---	01/07/2008	21/02/2020	---	AVE (CR)	0.457	-0.44 €	0.459	15/04/2026	0.458	0.448	0.459	0.457	0.452	250@0.400	2000@0.458	---	---	18,969	64	8,565.31	81,418.12	0.423	0.49	40301010
47,149,827	2.10	---	0.135	0.08	05/11/2025	27/12/2024	---	BRIQ PROPERTIES (CR)	3.05	-0.33 €	3.06	15/04/2026	3.06	3.05	3.07	3.05	3.06	17084@3.05	6491@3.07	---	---	23,272	45	71,201.78	143,806.97	2.86	3.12	35102000
101,123,806	0.360	---	---	---	22/07/2010	28/06/2011	---	CENTRIC HOLDINGS (CR)	0.307	2.68 #	0.299	15/04/2026	0.307	0.301	0.316	0.307	0.305	4850@0.301	200@0.307	---	---	43,590	64	13,290.11	31,045.01	0.276	0.42	40203040
784,500	10.00	0.5008	0.4	0.15	02/12/2025	31/07/2018	---	CNL CAPITAL (CR)	6.95	---	6.95	15/04/2026	---	---	---	---	---	100@6.90	1119@7.00	---	2024	---	---	---	5,452.28	6.3	7.6	30202010
10,567,700	0.300	---	---	---	06/10/2005	13/02/2002	---	CPI SA (CR)	0.51	-3.41 €	0.528	15/04/2026	0.51	0.51	0.526	0.526	0.511	4000@0.462	627@0.526	---	---	1,080	4	551.54	5,389.53	0.442	0.646	10102030
18,680,300	0.050	---	---	---	06/07/2022	---	---	DIMAND (CR)	13.05	0.77 #	12.95	15/04/2026	12.8	12.8	13.1	13.05	12.927	2256@13.00	111@13.05	---	---	21,649	104	279,864.40	243,777.92	10.95	13.5	35101010
15,333,480	0.100	---	0.04	---	07/07/2025	02/02/2026	---	E.I.N.S. (CR)	1.624	2.27 #	1.588	15/04/2026	1.58	1.58	1.648	1.624	1.621	350@1.61	500@1.63	---	---	56,551	110	91,692.61	24,901.57	1.38	2.115	50205020
121,168,897	0.040	---	---	---	07/07/2010	16/01/2024	5160	FRIGOGLASS SA (CR)	0.376	9.62 #	0.343	15/04/2026	0.353	0.351	0.381	0.376	0.369	50013@0.368	5460@0.377	---	2024	204,145	165	75,380.66	45,559.51	0.291	0.5	50204000
56,003,921	1.55	---	---	---	30/08/1993	29/01/2026	---	IDEAL HOLDINGS (CR)	5.86	0.52 #	5.83	15/04/2026	5.83	5.83	5.91	5.86	5.876	520@5.85	6@5.86	---	---	77,001	284	452,495.24	328,182.98	5.3	6.71	10102030
4,740,000	0.860	---	---	---	14/03/2003	---	---	LOGISMOS S.A. (CR)	2.08	-1.89 €	2.12	15/04/2026	2.1	2.06	2.1	2.08	2.072	700@2.06	400@2.08	---	2024	1,210	7	2,507.00	9,859.20	1.96	2.58	10101015
17,120,280	0.940	0.12	0.3	---	26/05/2025	26/06/2023	---	LOULIS FOOD (CR)	3.86	-0.52 €	3.88	15/04/2026	3.9	3.85	3.93	3.89	3.885	100@3.76	50@3.89	---	---	805	10	3,127.75	66,084.28	3.42	4.1	45102020
4,419,616	1.58	0.06	0.13	---	07/07/2025	04/03/2015	---	MEDICON S.A. (CR)	2.43	-1.22 €	2.46	15/04/2026	2.4	2.4	2.48	2.42	2.44	337@2.42	500@2.47	---	---	1,632	7	3,982.78	10,739.67	2.32	2.75	20102010
468,700	2.8	2.4	---	---	12/06/2025	21/05/2004	---	MERMEREN KOMB. A.D. PR. (GDR)	34	---	34	15/04/2026	---	---	---	---	---	15@32.20	35@34.00	---	2024	---	---	---	15,935.80	31	36.2	55102000
10,500,000	0.950	0.15	0.25	---	04/07/2025	21/07/2023	---	MEVACO SA (CR)	8.92	-1.98 €	9.1	15/04/2026	9	8.86	9.18	8.92	8.933	118@8.92	10@9.06	---	2024	1,040	16	9,290.70	93,660.00	8.3	9.85	55102015
31,400,000	0.400	---	---	---	26/04/2007	10/05/2023	---	MIG (CR)	3.22	0.31 #	3.21	15/04/2026	3.2	3.2	3.22	3.22	3.21	185@3.22	95@3.22	---	---	4,830	105	15,506.20	101,108.00	2.82	3.85	30202000
153,908,095	0.870	0.0229	0.0248	---	11/09/2025	02/08/2024	---	ORILINA PROPERTIES REIC (CR)	0.814	-0.25 €	0.816	15/04/2026	0.826	0.804	0.828	0.814	0.819	9682@0.808	1500@0.818	---	---	18,216	64	14,915.28	125,281.19	0.77	0.886	35102000
14,101,683	0.100	0.0526	0.1091	---	03/06/2025	02/11/2021	---	PERFORMANCE TECHNOLOGIES (CR)	8.55	1.18 #	8.45	15/04/2026	8.48	8.12	8.61	8.55	8.544	500@8.22	197@8.55	---	---	26,673	120	227,896.97	120,569.39	6.62	8.92	10101010
107,222,688	0.440	0.22	0.3	---	23/06/2025	16/03/2022	---	QUEST HOLDINGS (CR)	7.03	1.88 #	6.9	15/04/2026	6.9	6.87	7.04	7.03	6.962	3632@6.98	102@7.03	---	---	14,903	128	103,757.22	753,775.50	6.07	7.22	10101010
30,703,824	0.400	0.04	0.0509	---	19/08/2025	06/08/2021	---	REAL CONSULTING (CR)	5.88	1.38 #	5.8	15/04/2026	5.8	5.8	5.9	5.88	5.827	400@5.80	727@5.88	---	---	32,060	116	186,818.92	180,538.49	4.95	6.56	10101010
6,456,530	1.08	0.16	0.15	---	21/07/2025	02/08/2010	---	SPACE HELLAS SA (CR)	6.64	4.73 #	6.34	15/04/2026	6.4	6.4	6.68	6.64	6.582	1@6.50	445@6.66	---	---	2,619	35	17,239.36	42,871.36	5.92	8.48	15101010
121,132,042	1.60	0.08	0.1	0.0651	30/12/2025	10/11/2023	---	TRADE ESTATES REIC (CR)	1.94	-0.72 €	1.954	15/04/2026	1.958	1.926	1.966	1.94	1.952	5000@1.93	476@1.94	---	---	49,343	101	96,315.03	234,996.16	1.81	2.02	35102045
17,513,933	0.300	---	---	---	16/11/1992	09/10/2025	---	UNIBIOS (CR)	2.72	2.26 #	2.66	15/04/2026	2.72	2.68	2.73	2.72	2.721	190@2.67	20@2.71	---	---	12,580	24	34,231.80	47,637.90	2.13	2.97	50204000
37,975,800	0.600	---	---	---	10/09/2019	01/04/2026	---	YIKNOT (CR)	1.03	7.52 #	0.958	15/04/2026	0.996	0.978	1.045	1.03	1.009	1453@1.03	1200@1.04	---	---	284,973	462	287,503.28	39,115.07	0.7326	1.7394	40501015
32,413,681	0.370	---	---	---	15/07/2009	11/05/2000	---	ALUMIL (CR)	6.2	---	6.2	15/04/2026	6.2	6.1	6.22	6.2	6.181	141@6.11	2325@6.20	---	---	30,787	91	190,279.48	200,964.82	5	6.88	55102035
3,734,164	3.44	0.4954	0.5896	---	14/10/2025	19/07/2022	---	ANDROMEDA SA (CR)	8.12	---	8.12	15/04/2026	8.12	8.1	8.22	8.1	8.168	20@8.12	200@8.22	---	2025	11,970	63	97,773.42	30,321.41	7.58	9.1	30204000
23,986,500	1.00	---	---	---	26/06/2009	25/08/2025	---	BIOKARPET S.A.(CR)	1.75	2.94 #	1.7	15/04/2026	1.72	1.7	1.774	1.75	1.723	1500@1.73	498@1.75	---	---	30,201	130	52,044.41	41,976.38	1.45	2.06	50101035
6,325,000	0.600	0.145	0.07	---	28/07/2025	17/02/2014	---	VOYATZOGLOU (CR)	2.11	0.48 #	2.1	15/04/2026	2.1	2.1	2.12	2.12	2.106	135@2.11	350@2.12	---	---	1,250	19	2,632.00	13,345.75	1.96	2.44	50205010
24,060,000	0.300	0.075	0.075	---	17/06/2025	01/07/2019	---	GEN. COMMERCIAL & IND.SA (CR)	2.17	-3.13 €	2.24	15/04/2026	2.24	2.17	2.26	2.17	2.216	18@2.17	1210@2.24	---	2025	12,104	22	26,818.18	52,210.20	2.01	2.52	50205010
15,000,000	0.300	---	---	---	06/07/2007	18/07/2000	---	DAIOS PLASTICS SA (CR)	5.98	1.01 #	5.92	15/04/2026	5.92	5.86	6	5.98	5.927	100@5.82	99@5.98	---	---	4,898	49	29,029.58	89,700.00	4.98	7.15	50203015
15,878,748	0.480	---	---	---	10/07/2006	22/03/2004	---	DOMIKI KRITIS SA (CR)	2.09	2.96 #	2.03	15/04/2026	2.02	1.985	2.1	2.06	2.074	678@2.05	100@2.08	---	---	10,542	61	21,863.13	33,186.58	1.89	2.65	50101010
34,720,000	0.310	---	---	---	16/06/2010	01/08/2007	---	DROMEAS SA (CR)	0.327	---	0.327	15/04/2026	0.32	0.32	0.33	0.323	0.327	2000@0.322	937@0.325	---	---	1,740	6	568.30	11,353.44	0.308	0.39	40202015

Daily Official List

Year: 147 Trading Day No: 68

Section 2: Analytic Figures of Shares Transactions

Thursday, 16 April, 2026

Number of Outstanding Securities	Nominal Value	Dividends [1]			Date of Last Coupon		Note	Shares	Closing price	% change	Previous closing price/date	Open price	Price min	Price max	Last price	Avg price	Last Bid [7]	Last Ask [7]	P/E after tax	Year	Volume	Trades	Transactions Value[8]	Company Mkt Value (thou. €)	Year low	Year high	Sector[4]		
		2023	2024	2025	Dividend [2]	Right																							
13,673,200	0.420	0.05	0.05	---	19/08/2025	26/07/2001	---	EVROFARMA (CR)	3.52	-0.28	€	3.53	15/04/2026	3.45	3.44	3.52	3.52	3.468	779@3.44	500@3.54	---	---	2,224	15	7,711.72	48,129.66	3.02	4.07	45102020
18,146,007	1.00	---	---	---	23/08/2023	10/09/2010	---	ELASTRON (CR)	2.29	0.88	#	2.27	15/04/2026	2.27	2.22	2.3	2.29	2.257	150@2.22	1589@2.29	---	---	24,341	68	54,938.67	41,554.36	2.02	2.65	55102010
23,828,130	0.500	0.108	0.1366	---	14/07/2025	17/02/2009	---	ELINOIL S.A. (CR)	2.24	-1.75	€	2.28	15/04/2026	2.23	2.21	2.28	2.24	2.227	142@2.21	799@2.24	---	---	3,231	22	7,195.62	53,375.01	2.11	2.59	60101020
19,864,886	5.60	0.672	0.672	---	23/04/2025	02/07/2008	---	BANK OF GREECE (CR)	15.6	0.65	#	15.5	15/04/2026	15.6	15.3	15.65	15.6	15.579	244@15.45	96@15.60	---	2025	6,009	42	93,614.80	309,892.22	14.8	17.5	30101010
60,348,000	0.420	0.2504	0.3025	---	23/06/2025	04/08/2021	---	HELLENIC EXCHANGES-A.S.E. (CR)	7.06	0.14	#	7.05	15/04/2026	7.01	7	7.1	7.06	7.042	6@7.05	72@7.06	---	---	5,254	102	36,998.02	426,056.88	5.72	7.26	30202015
26,730,187	0.520	---	0.07	---	09/07/2025	01/08/2017	---	ELTON SA (CR)	1.78	---	---	1.78	15/04/2026	1.795	1.78	1.805	1.78	1.791	45@1.78	886@1.80	---	---	21,384	61	38,295.47	47,579.73	1.62	2.22	50205010
36,300,000	1.12	0.0276	0.055	---	01/07/2025	12/12/2007	---	THESSALONIKA WATER & SEWERAGE	3.82	0.53	#	3.8	15/04/2026	3.815	3.8	3.865	3.82	3.836	296@3.82	1250@3.84	---	---	19,312	65	74,089.03	138,666.00	3.4	4.02	65102030
143,352,325	0.260	---	---	---	29/08/2022	28/04/2025	---	EVROPI HOLDINGS S.A. (CR)	1.9	---	---	1.9	15/04/2026	1.9	1.89	1.93	1.9	1.903	500@1.89	6999@1.90	---	---	85,944	95	163,511.08	272,369.42	1.77	2.34	30302025
86,735,980	0.310	0.02	---	---	22/07/2024	07/09/2023	---	ATHENS MEDICAL CENTER SA (CR)	1.765	---	---	1.765	15/04/2026	1.8	1.76	1.8	1.765	1.776	100@1.75	1438@1.77	---	---	17,696	52	31,435.18	153,089.00	1.565	2.07	20101010
114,320,400	0.100	---	---	---	26/11/2021	05/08/2019	---	IKTINOS HELLAS SA (CR)	0.3315	0.76	#	0.329	15/04/2026	0.329	0.3205	0.3355	0.3315	0.327	1202@0.328	515@0.332	---	---	151,494	118	49,596.57	37,897.21	0.302	0.4535	50101035
14,111,198	0.450	(0.0133)	0.07	---	31/07/2025	09/01/2025	---	ILYDA S.A. (CR)	4.48	---	---	4.48	15/04/2026	4.5	4.48	4.6	4.48	4.517	210@4.48	647@4.48	---	2024	22,258	135	100,544.44	63,218.17	3.74	5.52	10101015
3,417,600	0.100	0.016	---	---	04/07/2024	02/04/2024	---	INTERWOOD-XYLEMPORIA (PR)	0.625	-11.97	€	0.71	15/04/2026	0.68	0.57	0.74	0.71	0.626	570@0.595	43@0.685	---	---	1,564	12	979.33	13,989.94	0.4	0.76	50101020
45,417,399	0.100	---	---	---	25/07/2008	02/04/2024	---	INTERWOOD-XYLEMPORIA (CR)	0.261	6.10	#	0.246	15/04/2026	0.248	0.246	0.269	0.261	0.254	100@0.254	200@0.263	---	---	70,616	68	17,930.39	13,989.94	0.201	0.274	50101020
18,567,912	0.590	0.16	0.201	---	02/07/2025	26/01/2021	---	INTERLIFE G.C.I.(CR)	6.56	1.55	#	6.46	15/04/2026	6.54	6.5	6.62	6.56	6.554	1000@6.50	250@6.56	---	2024	26,047	88	170,722.38	121,805.50	5.56	6.98	30302025
8,424,900	0.500	---	---	---	12/07/2010	04/07/2019	---	INTERTECH SA (CR)	1.36	-2.51	€	1.395	15/04/2026	1.37	1.34	1.38	1.38	1.361	500@1.36	1400@1.38	---	2024	3,900	10	5,306.00	11,457.86	0.99	1.5	50205010
2,760,000	11.83	12.4	14	---	30/05/2025	16/07/1990	---	KARELIA (CR)	404	-2.42	€	414	15/04/2026	414	397	414	404	401.563	1@398.00	11@404.00	---	---	668	73	268,244.00	1,115,040.00	354	414	45103010
19,804,134	0.150	---	---	---	01/07/2004	06/11/2017	---	KEKROPS SA (CR)	1.77	2.61	#	1.725	15/04/2026	1.75	1.7	1.77	1.77	1.742	180@1.73	481@1.77	---	2024	8,580	42	14,949.82	35,053.32	1.53	2.35	35101010
11,510,102	0.890	---	---	---	24/06/2005	06/10/1999	---	NAFPAKTOS TEXTILE (CR)	1.325	-0.38	€	1.33	15/04/2026	1.35	1.3	1.35	1.335	1.309	300@1.30	100@1.35	---	---	2,179	15	2,852.90	15,250.89	1.26	1.69	55101020
21,224,340	0.420	---	---	---	06/09/2022	25/04/2006	---	KORDELLOS BROS SA (CR)	0.447	3.23	#	0.433	15/04/2026	0.434	0.434	0.454	0.447	0.436	222@0.428	898@0.447	---	2024	7,951	9	3,464.17	9,487.28	0.366	0.554	55102010
33,065,136	0.380	0.3506	0.4007	---	21/08/2025	16/09/2013	---	KRI-KRI S.A. (CR)	22.9	-0.44	€	23	15/04/2026	23.2	22.75	23.2	22.9	22.947	100@22.85	100@22.95	---	2024	17,077	84	391,862.10	757,191.61	19.18	24.65	45102020
6,200,000	0.500	---	---	---	22/06/2010	01/11/1995	---	MINERVA KNITWEAR (CR)	0.58	1.75	#	0.57	15/04/2026	0.56	0.56	0.585	0.57	0.58	550@0.550	20@0.585	---	---	123	5	71.40	3,596.00	0.473	0.772	40204020
5,939,268	0.620	---	---	---	10/07/2003	03/01/2002	---	LANAKAM SA (CR)	1.435	6.69	#	1.345	15/04/2026	1.38	1.38	1.46	1.435	1.383	250@1.04	20@1.44	---	---	277	5	383.15	8,522.85	0.96	1.46	40401020
9,819,370	0.500	---	---	---	14/08/2007	09/01/2004	---	MATHIOS REFRACTORY SA (CR)	0.71	2.16	#	0.695	15/04/2026	0.685	0.685	0.71	0.71	0.7	345@0.685	2@0.710	---	---	850	6	594.96	6,971.75	0.59	0.97	55101000
30,150,000	0.360	0.122	0.1335	---	17/06/2025	25/04/2019	---	MOTODYNAMICS S.A. (CR)	2.57	1.98	#	2.52	15/04/2026	2.54	2.53	2.59	2.57	2.561	150@2.53	1290@2.57	---	---	21,889	54	56,066.02	77,485.50	2.23	2.7	40401030
126,431,958	2.50	0.025	0.043	---	03/06/2025	05/06/2024	---	NOVAL PROPERTY REIC (CR)	2.65	1.15	#	2.62	15/04/2026	2.69	2.61	2.69	2.65	2.642	3000@2.64	46@2.65	---	2025	6,544	23	17,291.37	335,044.69	2.51	2.92	35102045
10,080,000	3.00	1.3	2	---	16/05/2025	27/08/2001	---	TPA SA (CR)	37.8	3.56	#	36.5	15/04/2026	38	36.4	38	37.8	37.046	2@37.40	467@37.90	---	---	18,117	121	671,166.10	381,024.00	33.2	38.8	50206060
25,000,000	2.00	1.336	1.92	---	04/08/2025	08/08/2003	---	P.P.A. S.A. (CR)	38.2	-0.52	€	38.4	15/04/2026	38.6	38.15	39.4	38.2	38.583	760@38.20	350@39.15	---	2025	13,147	273	507,249.90	955,000.00	35.4	41.1	50206060
68,926,799	0.240	---	---	---	07/07/2023	---	---	ONYX TOURISTIKI S.A. (CR)	1.368	-0.15	€	1.37	15/04/2026	1.364	1.34	1.37	1.368	1.352	850@1.36	1800@1.37	---	---	107,147	185	144,883.62	94,291.86	1.33	2.22	40401020
4,971,466	1.46	---	---	---	04/07/2007	08/10/2003	---	PAIRIS SA (CR)	0.79	-6.84	€	0.848	15/04/2026	0.87	0.79	0.87	0.79	0.801	1960@0.790	9@0.836	---	---	6,693	53	5,362.02	3,927.46	0.73	0.984	50203030
27,098,594	0.540	0.0702	0.0605	0.0404	07/10/2025	14/01/2021	---	PAPOUTSANIS (CR)	3.75	1.63	#	3.69	15/04/2026	3.68	3.68	3.75	3.75	3.695	150@3.65	844@3.75	---	2025	2,845	28	10,512.84	101,619.73	3.32	4.06	45201020
7,070,400	0.930	0.8645	0.3242	---	11/07/2025	06/05/2016	---	PETROPOULOS PETROS (CR)	7.92	1.54	#	7.8	15/04/2026	7.74	7.72	7.98	7.92	7.843	200@7.86	320@7.94	---	---	8,540	42	66,979.12	55,997.57	7.58	8.98	50206015
43,741,452	0.660	0.2388	0.2391	0.07	19/01/2026	01/11/1999	---	THRACE PLASTICS SA (CR)	3.87	-0.26	€	3.88	15/04/2026	3.87	3.84	3.89	3.87	3.867	3000@3.83	98@3.87	---	---	23,817	107	92,099.94	169,279.42	3.55	4.535	50203015
24,319,250	0.300	---	---	---	09/07/2002	04/07/2007	5165	PROODEFTIKH SA (CR)	0.35	3.55	#	0.338	15/04/2026	0.358	0.331	0.358	0.35	0.339	1500@0.334	952@0.350	---	---	34,546	38	11,708.34	8,511.74	0.292	0.5	50101010
21,912,599	0.300	0.0485	0.0483	---	29/04/2025	23/02/2007	---	REVOIL (CR)	1.605	1.26	#	1.585	15/04/2026	1.59	1.56	1.605	1.605	1.586	200@1.57	548@1.61	---	---	16,154	43	25,617.08	35,169.72	1.535	1.86	60101020
13,582,223	1.35	---	---	---	24/06/2008	02/02/2016	---	SIDMA STEEL (CR)	1.55	0.98	#	1.535	15/04/2026	1.565	1.495	1.575	1.55	1.518	120@1.53	290@1.55	---	---	4,666	30	7,083.55	21,052.45	1.455	2.12	55102010
40,693,350	5.00	---	---	---	03/07/2006	26/05/2015	---	TECHNICAL OLYMPIC SA (CR)	2.29	0.88	#	2.27	15/04/2026	2.24	2.24	2.31	2.29	2.295	712@2.28	1270@2.31	---	---	6,863	32	15,753.93	93,187.77	2.12	2.61	50206030
3,048,000	0.300	---	---	---	06/07/2007	01/06/2021	---	TZIRAKIAN PROFIL (CR)	1.755	0.29	#	1.75	15/04/2026	1.75	1.685	1.79	1.755	1.727	200@1.71	1300@1.76	---	2024	16,855	67	29,101.36	5,349.24	1.42	1.88	55102010
1,011,000	1.00	---	---	---	01/07/2004	11/12/2012	5193	TRIA ALFA SA (CR)	7.15	28.83	#	5.55	15/04/2026	7.15	7	7.15	7	7.129	100@5.50	26@6.05	---	2024	24	4	171.10	7,228.65	4.64	7.5	55101020
45,680,000	1.00	---	0.044	---	19/06/2025	27/03/2025	---	FAIS (CR)	3.73	0.81	#	3.7	15/04/2026	3.7	3.7	3.845	3.73	3.81	100@3.72	600@3.74	---	---	168,700						

Number of Outstanding Securities	Nominal Value	Dividends [1]			Date of Last Coupon		Note	Shares	Closing price	% change	Previous closing price/date	Open price	Price min	Price max	Last price	Avg price	Last Bid [7]	Last Ask [7]	P/E after tax	Year	Volume	Trades	Transactions Value[8]	Company Mkt Value (thou. €)	Year low	Year high	Sector[4]
8,340,750	1.16	---	---	---	25/06/2009	17/09/2018	---	HAIDEMENOS SA (CR)	0.69	-1.43	€ 0.7	15/04/2026	0.69	0.69	0.69	0.69	300@0.660	195@0.730	---	2024	11	1	7.59	5,755.12	0.65	0.83	50205030

Main Market - Low Liquidity Class

11,943,624	0.540	0.15	0.165	---	01/07/2025	30/08/2019	---	FLEXOPACK SA (CR)	8.15	---	↘ 8.15	15/04/2026	---	---	---	---	500@7.70	601@8.15	---	---	---	---	---	97,340.54	7.4	8.6	50203030	
244,737,498	0.500	0.02	0.03	0.04	26/03/2026	28/12/2023	---	TRASTOR REAL EST. INV. CO.(CR)	1.26	1.21	# 1.245	15/04/2026	1.245	1.245	1.265	1.25	1.252	130@1.25	170@1.26	---	2025	2,330	13	2,916.50	308,369.25	1.15	1.38	35102000
15,300,000	0.300	---	0.01	---	09/10/2025	13/12/1999	---	ATTICA PUBLICATIONS SA (CR)	1.355	---	↘ 1.355	15/04/2026	1.33	1.33	1.365	1.365	1.338	300@1.31	1007@1.37	---	---	205	3	274.33	20,731.50	1.17	1.44	40301030
18,810,000	0.400	0.0381	0.0591	---	20/10/2025	14/11/2007	---	VARVERIS - MODA BAGNO SA (CR)	6.3	---	↘ 6.3	15/04/2026	6.3	6.2	6.3	6.3	6.26	52@6.16	952@6.30	---	---	1,560	16	9,765.32	118,503.00	5.16	6.4	40401025
3,307,500	0.210	0.4	0.4	---	23/10/2025	30/11/2022	---	ELVE SA (CR)	5.45	---	↘ 5.45	15/04/2026	5.35	5.35	5.35	5.35	50@5.20	45@5.50	---	2024	25	1	133.75	18,025.88	5	5.8	40204020	
21,364,000	1.12	---	---	---	21/08/2023	08/03/2023	---	LAMPSA HOTEL SA (CR)	47.6	---	↘ 47.6	15/04/2026	---	---	---	---	70@47.60	50@48.40	---	---	---	---	---	1,016,926.40	42.2	48	40501025	
38,566,614	0.700	---	---	---	21/07/2008	07/07/2025	---	MOUZAKIS (CR)	0.58	---	↘ 0.58	15/04/2026	---	---	---	---	170@0.555	350@0.595	---	---	---	---	---	22,368.64	0.55	0.69	55101020	
42,500,000	1.00	0.0383	0.0538	0.1673	21/11/2025	13/09/2023	---	MPL KEDROS (CR)	4.36	---	↘ 4.36	15/04/2026	4.36	4.36	4.36	4.36	4.36	200@4.34	100@4.37	---	---	1,311	11	5,715.96	185,300.00	4.23	4.41	35102000
6,340,000	0.600	0.2	0.23	0.23	09/12/2025	11/01/2024	---	NAKAS MUSIC	3.44	-0.58	€ 3.46	15/04/2026	3.48	3.44	3.48	3.44	3.443	25@3.42	197@3.46	---	---	1,420	33	4,888.70	21,809.60	3.24	3.92	40401030
27,379,200	0.980	0.5001	0.52	---	25/08/2025	29/08/2022	---	CRETE PLASTICS SA (CR)	13.8	---	↘ 13.8	15/04/2026	---	---	---	---	180@13.90	200@14.30	---	---	---	---	---	377,832.96	13.2	15.9	50203015	
255,494,534	2.71	0.247	0.705	0.216	15/12/2025	30/09/2021	---	PRODEA (CR)	6.1	-1.61	€ 6.2	15/04/2026	6.25	6.1	6.3	6.15	6.158	849@6.10	7354@6.15	---	---	41,958	133	258,365.25	1,558,516.66	5.2	6.5	35102000
4,181,450	0.500	---	---	---	21/08/2000	05/03/2002	---	FLOUR MILLS SARANTOPOULOS SA	1.56	---	↘ 1.56	15/04/2026	---	---	---	---	240@1.43	630@1.70	---	---	---	---	---	6,523.06	1.12	1.56	45102020	

Exchange Traded Funds (ETFs)

1,345,078	---	---	---	---	15/06/2016	---	---	ALPHA ETF FTSE Athex Large Cap	58.7	-0.26	€ 58.85	15/04/2026	59.05	58.43	59.61	58.7	59.062	22@58.20	1662@58.70	---	---	6,447	155	380,772.86	---	51.03	66.71	12003
-----------	-----	-----	-----	-----	------------	-----	-----	--------------------------------	------	-------	---------	------------	-------	-------	-------	------	--------	----------	------------	-----	-----	-------	-----	------------	-----	-------	-------	-------

Surveillance

8,321,682	0.670	---	---	---	17/08/2007	23/11/1999	---	N. LEVENTERIS (CR)	0.278	---	↘ 0.278	15/04/2026	---	---	---	---	---	4500@0.268	---	2024	---	---	---	2,708.80	0.252	0.32	55102010
2,160,524	0.670	---	---	---	03/12/2018	23/11/1999	---	N. LEVENTERIS (PR)	0.183	---	↘ 0.183	15/04/2026	---	---	---	---	---	---	---	2024	---	---	---	2,708.80	0.165	0.2	55102010

Suspension Status

13,191,620	0.620	---	---	---	04/08/2010	09/09/2002	5232	YALCO - CONSTANTINOU (CR)	0.16	---	↘ 0.16	30/05/2025	---	---	---	---	---	26032@0.162	---	---	---	---	---	2,110.66	0.16	0.16	40202020
17,579,754	4.16	---	---	---	18/08/2006	02/08/2010	---	BIOTER SA (CR)	0.206	---	↘ 0.206	30/05/2025	---	---	---	---	---	---	---	---	---	---	---	3,621.43	0.206	0.206	50101010
3,961,300	1.28	---	---	---	29/06/2004	03/08/2000	5248	DUROS SA (CR)	0.25	---	↘ 0.25	24/04/2023	---	---	---	---	---	---	---	---	---	---	---	990.33	0.25	0.25	40204020
15,842,391	1.51	---	---	---	15/07/2009	12/05/2000	5141	BITROS HOLDING SA (CR)	0.51	---	↘ 0.51	30/05/2025	---	---	---	---	---	---	---	---	---	---	---	8,079.62	0.51	0.51	55102010
28,438,268	0.070	---	---	---	21/08/2006	24/11/1999	5253	SPIROY AGRICULTURE SA (CR)	0.138	---	↘ 0.138	30/05/2025	---	---	---	---	---	---	---	---	---	---	---	3,924.48	0.138	0.138	45102010

Shares' Notes

Code	Note text
()	- Adjusted dividends.
*	- Last adjusted closing price.
[1]	- Net dividends.
[2]	- The "Date of Last Coupon" for New listings refers to the date company's stocks started to trade in Athex
[3]	- The Company Market Value is referred to the number of outstanding shares
[4]	- Sectors codification can be found in Appendix A
[5]	- The Market Value refers to the total number of shares listed (including their several classes) in the exchange by the company.
[6]	- P/E greater than 100
[7]	- Last view of the Order Book before the end of the trading session
[8]	- All Blocks Methods' Transactions Value are included.
5141	- Transfer to the Surveillance Category as of 10/05/2017.
5160	- Transfer to the Surveillance Category as of 15/04/2016.
5165	- Transfer to the Surveillance Category as of 15/02/2018.
5193	- Transfer to the Surveillance Category as of 25/10/2018.
5232	- Transfer to the Under Surveillance Category from 08/04/2011.
5248	- Transfer to the Surveillance Category as of 06/09/20116.
5253	- Transfer to the Surveillance Category as of 14/5/2021.

Securities Blocks Details

Securities	Block Volume	Price	Block Trade Value	Time of approval	Note
PIRAEUS BANK (CR)	1,150,000	8.55	9,827,900.00	10:46:58	20
OPTIMA BANK (CR)	40,000	9.10	364,000.00	10:51:10	20
JUMBO SA (CR)	14,391	23.39	336,593.98	11:12:30	14
PIRAEUS BANK (CR)	134,341	8.14	1,093,105.85	11:13:54	14
TITAN (CB)	10,000	48.12	481,200.00	11:35:04	20
BANK OF CYPRUS (CR)	49,759	9.38	466,490.63	11:35:36	20
PIRAEUS BANK (CR)	130,309	8.61	1,121,439.25	11:52:30	20
EUROBANK (CR)	230,000	4.09	940,700.00	12:11:30	20
BALLY'S INTRALOT (CR)	198,000	1.02	201,960.00	12:13:34	20
BALLY'S INTRALOT (CR)	302,000	1.02	308,040.00	12:13:59	20
PIRAEUS BANK (CR)	100,000	8.60	860,000.00	12:33:46	20
Allwyn AG (CR)	100,000	13.83	1,382,500.00	12:55:22	20
MOTOR OIL (CR)	250,000	36.50	9,125,000.00	13:38:45	20
NATIONAL BANK (CR)	120,000	14.97	1,795,800.00	14:01:01	20
NATIONAL BANK (CR)	34,000	14.97	508,810.00	14:02:54	20
PIRAEUS BANK (CR)	1,000,000	8.50	8,500,000.00	14:07:09	20
PIRAEUS BANK (CR)	150,000	8.48	1,272,300.00	14:45:49	20
PPC (CR)	16,980	19.46	330,430.80	15:22:00	20
EUROBANK (CR)	641,434	3.99	2,557,397.36	15:28:50	20
EUROBANK (CR)	135,919	3.99	541,637.22	16:26:29	20
BANK OF CYPRUS (CR)	84,860	9.30	789,198.00	16:27:04	20
PPC (CR)	19,843	19.27	382,275.40	16:31:35	20
EUROBANK (CR)	593,536	3.98	2,359,305.60	16:37:01	20
TITAN (CB)	1,617	48.60	78,578.60	16:38:36	14
CrediaBank (CR)	400,000	1.17	467,200.00	16:43:01	20
PPC (CR)	29,420	19.24	566,040.80	16:44:51	20
PPC (CR)	34,032	19.23	654,435.36	16:47:15	20
PPC (CR)	34,033	19.24	654,794.92	16:47:53	20
GR. SARANTIS S.A. (CR)	10,702	15.38	164,607.46	16:49:04	14
BANK OF CYPRUS (CR)	146,550	9.35	1,369,509.75	16:59:49	20
JUMBO SA (CR)	31,319	23.68	741,633.92	17:13:50	20
PIRAEUS BANK (CR)	128,796	8.38	1,079,568.07	17:15:37	20

Blocks Notes

9 - Method 6-1 / Special Fees

10 - Method 6-1 / Special Fees, SDS

14 - Method 6-3 / Settlement, Incomplete Buy and Sell

18 - Method 6-2 / SPOT 1

19 - Method 6-2 / SPOT 2

20 - Method 6-1 and Method 6-1 Same Day Settlement

21 - Other Pre-agreed

Shares Rights Details

Occured date	Exercise from	Exercise until	Trading until	Rights	Price min	Price max	Closing price	Last Bid	Last Ask	Volume	Trades	Transactions Value
01/04/2026	08/04/2026	21/04/2026	16/04/2026	Y/KNOT INVEST S.A. (CR)	0.352	0.500	0.500	476,726	585	206,628.03

Forced Sales Details

Securities	Category of Security	Transactions Volume	Number of Trades	Transactions Value	Note
------------	----------------------	------------------------	---------------------	-----------------------	------

No Forced Transactions.

Forced Sales Notes

- 1 - Compulsory Public Forced Sales
- 2 - Forced Sales of Fixed Registered Shares
- 3 - Forced Sales of Remaining Fractional Shares

Exchange Traded Funds (ETFs) Characteristics

	Transactions Date (T)	Creation / Redemption	Units (T-1)	New Units (T-1)	Redemption Units (T-1)	Units (T) [1]	Fund Assets [2]	Net Unit Price	Dividend per Unit	Dividend Date
ALPHA ETF FTSE Athex Large Cap	16/04/2026	5,000	1,345,078	---	---	1,345,078	79,035,470.00	58.7590	1.15	01/07/2025

ETFs Notes

[1] - Units (T) = Units (T-1) + New Units (T-1) - Redemption Units (T-1)

[2] - The Creation / Redemption Units of T-1 are included.

Non Convertible Corporate Bonds - Regulated Market

Num Listed Bonds	Nominal price	Issue price	Today's Rate	Exp. Date	Duration (years)	Note	Coupon		Trading Unit	Corporate Bonds	Accrued Int.	Yield.T.Mat	Price min	Price max	Closing price	Previous closing price/date	Volume	Transactions Value	Last order		Date	ear min	Year max	
							Common	Preferred											Price	Buy / Sell				
150,000	1,000.00	1,000.00	2.65	22/10/2026	5	---	9	---	1	CPLP SHIPPING HOLDINGS PLC (Non Convertible)	13.2500	3.1900	99.4500	99.9900	99.5229	99.6460	15/04/2026	273,000	275,314.65	99.4500	B	16/04/2026	98.8100	100.5000
320,000	1,000.00	1,000.00	3.40	21/07/2027	7	---	12	---	1	LAMDA DEVELOPMENT S.A. (Non Convertible)	8.4056	3.5880	98.4000	99.3900	98.9000	98.8000	15/04/2026	48,000	47,762.77	98.9000	B	16/04/2026	97.5000	100.0000
200,000	1,000.00	1,000.00	1.90	23/03/2028	7	---	11	---	1	MOTOR OIL CORINTH REFINERIES SA (Non Convertible)	1.4778	3.2100	97.0000	97.4999	97.0000	97.4810	15/04/2026	16,000	15,571.65	97.0000	B	16/04/2026	96.8000	98.0000
150,000	1,000.00	1,000.00	2.60	22/10/2026	7	---	13	---	1	TERNA ENERGY FINANCE S.A. (Non Convertible)	13.0000	3.2130	99.3000	99.5000	99.4000	99.5500	15/04/2026	4,000	4,028.00	99.3000	B	16/04/2026	98.4189	99.7794
100,000	1,000.00	1,000.00	2.80	25/01/2027	5	---	9	---	1	PREMIA S.A. (Non Convertible)	6.5333	3.6560	99.0000	99.1000	99.0075	98.5040	14/04/2026	40,000	39,864.33	99.0000	B	16/04/2026	97.7000	99.5000
500,000	1,000.00	1,000.00	4.00	10/07/2030	7	---	6	---	1	METLEN ENERGY & METALS S.A. (Non Convertible)	10.8889	3.5950	99.7000	100.2500	100.0045	100.2500	15/04/2026	92,000	93,005.88	99.9500	B	16/04/2026	98.3000	101.4000
500,000	1,000.00	1,000.00	3.80	18/11/2032	7	---	1	---	1	LAMDA DEVELOPMENT S.A. (Non convertible)	16.1500	4.1660	97.7000	97.8400	97.7417	97.8490	15/04/2026	130,000	129,261.53	97.7000	B	16/04/2026	96.7229	99.9999
140,000	1,000.00	1,000.00	4.70	15/12/2030	5	---	1	---	1	AKTOR S.A. (Non convertible)	16.4500	3.9880	---	---	---	102.5810	15/04/2026	---	---	101.3500	B	16/04/2026	100.6000	103.4900
500,000	1,000.00	1,000.00	3.20	29/09/2032	7	---	2	---	1	GEK TERNA S.A. (Non Convertible)	1.8667	3.6890	96.7000	97.9499	97.0767	96.7000	15/04/2026	93,000	90,454.90	97.0000	B	16/04/2026	94.0000	99.3790
500,000	1,000.00	1,000.00	2.75	03/07/2027	7	---	12	---	1	GEK TERNA S.A. (Non Convertible)	8.0208	3.3810	98.3669	99.0000	98.6092	98.3670	15/04/2026	130,000	129,234.72	98.3000	B	16/04/2026	97.7500	99.5000
300,000	1,000.00	1,000.00	2.30	20/07/2028	7	---	10	---	1	PRODEA REIC S.A.(Non Convertible)	5.7500	2.8850	97.4000	98.2400	98.0540	97.4180	15/04/2026	127,000	124,770.15	97.8137	B	16/04/2026	95.0000	98.2400
250,000	1,000.00	1,000.00	3.70	04/07/2032	7	---	2	---	1	AEGEAN AIRLINES S.A. (Non Convertible)	10.7917	3.8240	98.8000	98.8000	98.8000	99.8490	15/04/2026	12,000	11,985.50	99.0000	B	16/04/2026	98.0875	102.0999
250,000	1,000.00	1,000.00	2.45	16/11/2028	7	---	9	---	1	ELVALHALCOR S.A. (Non Convertible)	10.4806	3.4400	96.3000	97.8000	96.7073	96.6000	15/04/2026	59,000	57,675.69	96.4500	B	16/04/2026	94.9873	98.0000
120,000	1,000.00	1,000.00	2.65	06/12/2028	7	---	9	---	1	NOVAL PROPERTY REIC (Non Convertible)	9.7903	3.6930	96.2000	96.5000	96.4000	96.5000	15/04/2026	18,000	17,528.23	96.4000	B	16/04/2026	95.0000	99.9900
300,000	1,000.00	1,000.00	2.30	14/12/2028	7	---	9	---	1	GEK TERNA S.A. (Non Convertible)	8.0500	3.3740	95.4000	96.9899	96.4932	95.5670	15/04/2026	83,000	80,757.54	95.6000	B	16/04/2026	95.0000	97.2100
100,000	1,000.00	1,000.00	2.95	11/02/2027	5	---	9	---	1	SAFE BULKERS PARTICIPATIONS PLC (Non Convertible)	5.5722	2.7910	99.8400	99.8500	99.8450	99.8700	15/04/2026	2,000	2,008.04	99.0001	B	16/04/2026	97.8500	99.8700
100,000	1,000.00	1,000.00	4.40	26/07/2029	7	---	8	---	1	CPLP SHIPPING HOLDINGS PLC (Non Convertible)	10.2667	3.5570	---	---	---	100.7500	15/04/2026	---	---	100.0000	B	16/04/2026	100.1928	102.8500
99,697	1,000.00	1,000.00	5.50	15/12/2028	5	---	5	---	1	IDEAL HOLDINGS S.A. (Non Convertible)	19.2500	3.6760	103.2400	103.3500	103.3088	103.2000	15/04/2026	8,000	8,418.70	103.0000	B	16/04/2026	101.4645	104.1000
200,000	1,000.00	1,000.00	4.25	23/01/2029	5	---	5	---	1	AUTOHELLAS S.A. (Non Convertible)	10.2708	3.8110	100.0200	100.3000	100.1856	100.2400	15/04/2026	57,000	57,691.24	100.1000	B	16/04/2026	99.5000	102.0000

Corporate Bonds Notes

Transactions Volume = (Pieces) * (Nominal Price). Transactions Value = (Pieces) * (Nominal Price) * (price %) + (Accrued interest).

The price of a Bond is stated as a percentage (%) of Bond's Nominal Price.

Nominal Price in Euros (€), except if it is noted differently.

Non Convertible Corporate Bonds - Regulated Market

Num Listed Bonds	Nominal price	Issue price	Today's Rate	Exp. Date	Duration (years)	Note	Coupon		Trading Unit	Corporate Bonds	Accrued Int.	Yield.T.Mat	Price min	Price max	Closing price	Previous closing price/date	Volume	Transactions Value	Last order		ear min	Year max		
							Common	Preferred											Price	Buy / Sell			Date	
130,000	1,000.00	1,000.00	6.00	27/02/2029	5	---	5	---	1	INTRALOT S.A. (Non Convertible)	8.6667	4.5870	101.7000	102.5000	102.1000	102.6000	14/04/2026	30,000	30,958.20	102.0001	B	16/04/2026	101.0000	103.2200
250,000	1,000.00	1,000.00	3.75	25/02/2033	7	---	1	---	1	CAPITAL CLEAN ENERGY CARRIERS CORP. (Non Convert)	5.6250	4.0940	98.0000	99.5000	98.0188	97.9920	15/04/2026	205,000	202,376.63	97.9923	B	16/04/2026	95.0002	99.9895
150,000	1,000.00	1,000.00	4.10	08/04/2033	7	---	1	---	1	PREMIA REIC (Non Convertible)	1.3667	4.2020	99.3000	100.3000	99.4250	99.8370	15/04/2026	39,000	38,906.40	99.3000	B	16/04/2026	98.2110	100.3100

Corporate Bonds Notes

Transactions Volume = (Pieces) * (Nominal Price). Transactions Value = (Pieces) * (Nominal Price) * (price %) + (Accrued interest).

The price of a Bond is stated as a percentage (%) of Bond's Nominal Price.

Nominal Price in Euros (€), except if it is noted differently.

Government Bonds

Number Listed Bonds	Nominal price	Today's Rate	Accrued Interest Calc	Exp. Date [1]	Duration (years)	Note	Coupons Date	Curr. coupon value	Trading Unit	Government Bonds	Price min	Price max	Closing price	Previous closing price/date	Volume	Transactions Value	Price	Last order Buy / Sell	Date
4,000,000	1,000.00	4.13	Actual/Actual	15/06/2054	30	---	15/06	4.13	1	GGB-FXD-150654-30Y-4.125-1.000	---	---	---	---	---	---	---	---	---
4,700,000	1,000.00	1.88	Actual/Actual	04/02/2035	15	---	04/02	1.88	1	GGB-FXD-040235-15Y-1.875-1.000	---	---	---	---	---	---	---	---	---
6,000,000	1,000.00	0.75	Actual/Actual	18/06/2031	10	---	18/06	0.75	1	GGB-FXD-180631-10Y-0.750-1.000	---	---	---	---	---	---	---	---	---
3,600,000	1,000.00	3.88	Actual/Actual	15/06/2028	5	---	15/06	3.88	1	GGB-FXD-150628-05Y-3.875-1.000	---	---	---	---	---	---	---	---	---
5,962,747,327	1.00	3.75	Actual/Actual	30/01/2028	10	---	/02 - 02/02 - 31/	3.75	1	GGB-FXD-300128-10Y-3.750-1.000	---	---	---	85.4610 13/07/2018	---	---	1.0000	B	28/11/2018
7,067,309,386	1.00	3.90	Actual/Actual	30/01/2033	15	---	/02 - 02/02 - 31/	3.90	1	GGB-FXD-300133-15Y-3.900-1.000	---	---	---	78.6730 13/07/2018	---	---	1.0000	B	28/11/2018
5,622,848,349	1.00	4.00	Actual/Actual	30/01/2037	19	---	/02 - 02/02 - 31/	4.00	1	GGB-FXD-300137-19Y-4.000-1.000	---	---	---	77.0370 13/07/2018	---	---	1.0000	B	28/11/2018
5,476,770,669	1.00	4.20	Actual/Actual	30/01/2042	24	---	/02 - 02/02 - 31/	4.20	1	GGB-FXD-300142-24Y-4.200-1.000	---	---	---	77.7640 13/07/2018	---	---	1.0000	B	28/11/2018
4,950,000	1,000.00	3.38	Actual/Actual	15/06/2034	10	---	15/06	3.38	1	GGB-FXD-150634-10Y-3.375-1.000	---	---	---	---	---	---	---	---	---
41,118,344	1.00	4.30	Actual/Actual	24/02/2027	15	---	24/02	4.30	1	GGB-FXD-240227-15Y-2.000-1.000	---	---	---	10.0000 22/06/2015	---	---	---	---	---
45,137,734	1.00	4.30	Actual/Actual	24/02/2028	16	---	24/02	4.30	1	GGB-FXD-240228-16Y-2.000-1.000	---	---	---	10.0000 22/06/2015	---	---	---	---	---
61,768,888	1.00	4.30	Actual/Actual	24/02/2029	17	---	24/02	4.30	1	GGB-FXD-240229-17Y-2.000-1.000	---	---	---	10.0000 22/06/2015	---	---	---	---	---
54,567,744	1.00	4.30	Actual/Actual	24/02/2030	18	---	24/02	4.30	1	GGB-FXD-240230-18Y-2.000-1.000	---	---	---	10.0000 22/06/2015	---	---	---	---	---
37,541,515	1.00	4.30	Actual/Actual	24/02/2031	19	---	24/02	4.30	1	GGB-FXD-240231-19Y-2.000-1.000	---	---	---	10.0000 22/06/2015	---	---	---	---	---
37,558,317	1.00	4.30	Actual/Actual	24/02/2032	20	---	24/02	4.30	1	GGB-FXD-240232-20Y-2.000-1.000	---	---	---	10.0000 22/06/2015	---	---	---	---	---
37,473,732	1.00	4.30	Actual/Actual	24/02/2033	21	---	24/02	4.30	1	GGB-FXD-240233-21Y-2.000-1.000	---	---	---	10.0000 22/06/2015	---	---	---	---	---
33,888,293	1.00	4.30	Actual/Actual	24/02/2034	22	---	24/02	4.30	1	GGB-FXD-240234-22Y-2.000-1.000	---	---	---	10.0000 22/06/2015	---	---	---	---	---
35,177,800	1.00	4.30	Actual/Actual	24/02/2035	23	---	24/02	4.30	1	GGB-FXD-240235-23Y-2.000-1.000	---	---	---	10.0000 22/06/2015	---	---	---	---	---
35,547,268	1.00	4.30	Actual/Actual	24/02/2036	24	---	24/02	4.30	1	GGB-FXD-240236-24Y-2.000-1.000	---	---	---	10.0000 22/06/2015	---	---	---	---	---
40,246,306	1.00	4.30	Actual/Actual	24/02/2037	25	---	24/02	4.30	1	GGB-FXD-240237-25Y-2.000-1.000	---	---	---	10.0000 22/06/2015	---	---	---	---	---
37,643,952	1.00	4.30	Actual/Actual	24/02/2038	26	---	24/02	4.30	1	GGB-FXD-240238-26Y-2.000-1.000	---	---	---	10.0000 22/06/2015	---	---	---	---	---
36,977,100	1.00	4.30	Actual/Actual	24/02/2039	27	---	24/02	4.30	1	GGB-FXD-240239-27Y-2.000-1.000	---	---	---	10.0000 22/06/2015	---	---	---	---	---
41,615,000	1.00	4.30	Actual/Actual	24/02/2040	28	---	24/02	4.30	1	GGB-FXD-240240-28Y-2.000-1.000	---	---	---	10.0000 22/06/2015	---	---	---	---	---
42,227,208	1.00	4.30	Actual/Actual	24/02/2041	29	---	24/02	4.30	1	GGB-FXD-240241-29Y-2.000-1.000	---	---	---	10.0000 22/06/2015	---	---	---	---	---
68,288,487	1.00	4.30	Actual/Actual	24/02/2042	30	---	24/02	4.30	1	GGB-FXD-240242-30Y-2.000-1.000	---	---	---	10.0000 22/06/2015	---	---	---	---	---
4,700,000	1,000.00	3.88	Actual/Actual	12/03/2029	10	---	12/03	3.88	1	GGB-FXD-120329-10Y-3.875-1.000	---	---	---	---	---	---	100.0000	B	15/10/2019
5,500,000	1,000.00	1.50	Actual/Actual	18/06/2030	10	---	18/06	1.50	1	GGB-FXD-180630-10Y-1.500-1.000	---	---	---	---	---	---	---	---	---
5,500,000	1,000.00	4.38	Actual/Actual	18/07/2038	15	---	18/07	4.38	1	GGB-FXD-180738-15Y-4.375-1.000	---	---	---	---	---	---	---	---	---
40,000	1,000.00	2.72	FLR Actual/360	18/09/2026	1	---	18/09 - 18/03	---	1	GGB-FLT-180926-01Y-2.717-1.000	---	---	---	---	---	---	---	---	---
4,300,000	1,000.00	3.38	Actual/Actual	16/06/2036	10	---	16/06	3.38	1	GGB-FXD-160636-10Y-3.375-1000.00	---	---	---	---	---	---	---	---	---
5,364,250	1,000.00	3.25	Actual/Actual	20/03/2050	30	---	20/03	3.25	1	GGB-FXD-200350-30Y-3.250-1.000	---	---	---	---	---	---	---	---	---
4,500,000	1,000.00	3.63	Actual/Actual	15/06/2035	10	---	15/06	3.63	1	GGB-FXD-150635-10Y-3.625-1000.00	---	---	---	---	---	---	---	---	---
3,924,361	1,000.00	2.00	Actual/Actual	22/04/2027	7	---	22/04	2.00	1	GGB-FXD-220427-07Y-2.000-1.000	---	---	---	---	---	---	99.9000	B	22/04/2020
2,298,012	1,000.00	1.88	Actual/Actual	23/07/2026	7	---	23/07	1.88	1	GGB-FXD-230726-07Y-1.875-1.000	---	---	---	---	---	---	---	---	---
4,900,000	1,000.00	4.25	Actual/Actual	15/06/2033	10	---	15/06	4.25	1	GGB-FXD-150633-10Y-4.250-1.000	---	---	---	---	---	---	---	---	---

Government Bonds Notes

Transactions Volume = (Pieces) * (Nominal Price). Transactions Value = (Pieces) * (Nominal Price) * (price %) + (Accrued interest).

The Value of current coupon for the issues with NV 0.01 euro refers to NV 100 euros

FLR: Floating Interest Rate.

[1] - The Expiration Date of the interest bearing period and the Date for coupon payment.

Government Bonds

Number Listed Bonds	Nominal price	Today's Rate	Accrued Interest Calc	Exp. Date [1]	Duration (years)	Note	Coupons Date	Curr. coupon value	Trading Unit	Government Bonds	Price min	Price max	Closing price	Previous closing price/date	Volume	Transactions Value	Price	Last order Buy / Sell	Date
3,500,000	1,000.00	1.88	Actual/Actual	24/01/2052	30	---	24/01	1.88	1	GGB-FXD-240152-30Y-1.875-1.000	---	---	---	---	---	---	---	---	---
3,700,000	1,000.00	1.75	Actual/Actual	18/06/2032	10	---	18/06	1.75	1	GGB-FXD-180632-10Y-1.750-1.000	---	---	---	---	---	---	---	---	---
2,200,000	1,000.00	1.13	FLR Actual/360	15/12/2027	5	---	- 15/03 - 15/09 -	---	1	GGB-FLT-151227-05Y-1.130-1.000	---	---	---	---	---	---	102.1600	B	30/12/2022

Government Bonds Notes

Transactions Volume = (Pieces) * (Nominal Price). Transactions Value = (Pieces) * (Nominal Price) * (price %) + (Accrued interest).

The Value of current coupon for the issues with NV 0.01 euro refers to NV 100 euros

FLR: Floating Interest Rate.

[1] - The Expiration Date of the interest bearing period and the Date for coupon payment.

Treasury Bills & Zero Coupon Government Bonds

Issue Date	13-Week Maturity									26-Week Maturity									52-Week Maturity								
	Exp. Date	Initial Rate	Num Listed Bonds	Nominal price	Issue price	Last Trade Price	Last Trade Date	Volume Traded	Note	Exp. Date	Initial Rate	Num Listed Bonds	Nominal price	Issue price	Last Trade Price	Last Trade Date	Volume Traded	Note	Exp. Date	Initial Rate	Num Listed Bonds	Nominal price	Issue price	Last Trade Price	Last Trade Date	Volume Traded	Note
06/06/2025	---	---	---	---	---	---	---	---	---	---	---	---	---	---	---	---	---	---	06/06/2026	1.84	600,000	1,000.00	981.74	---	---	---	---
05/09/2025	---	---	---	---	---	---	---	---	---	---	---	---	---	---	---	---	---	---	04/09/2026	1.97	600,000	1,000.00	0.00	---	---	---	---
05/12/2025	---	---	---	---	---	---	---	---	---	---	---	---	---	---	---	---	---	---	04/12/2026	2.03	600,000	1,000.00	997.90	---	---	---	---
06/03/2026	---	---	---	---	---	---	---	---	---	---	---	---	---	---	---	---	---	---	05/03/2027	1.97	500,000	1,000.00	980.45	---	---	---	---

Bonds in Circulation	Currency / Min nominal traded Value	Coupons Payment Date	Current Coupon Value	Note	Coupon	Trading Unit	Issue Date	Duration (years)	Today's Interest	A.I.C in days	Bonds	Last price of previous days		Last Outcry in Cash (euro)			Trades in Pieces	Life min	Life Max
												Price	Buy / Sell	Price	Buy / Sell	Date			
Corporate Bonds in Foreign Currency and Euro																			
103,746	GBP / 10	01/12	0.25	---	67	1	01/12/1930	98	2.5	360	National Mortgage Bank	2.27	05/02/1996	2.27	S	05/02/1996	---	2.27	2.27
0	GBP / 10	01/12	0.25	---	69	1	01/12/1928	100	2.5	360	National Mortgage Bank	---	---	---	---	---	---	---	---

Government Bonds Notes

A.I.C: Accrued Interest Calculation base.

FLR: Floating Interest Rate.

The minimum tradeable Nominal Value for all Demeterialised Government Titles is 100 Euros.

(μτφρ-0)

Underlying Asset				Derivatives Market													
Price max	Price min	Closing price	change	Delivery Month	Open price	Price max	Price min	Last price	Closing price	Last Bid	Last Ask	Fixing price*	Life high	Life low	Trades	Volume	Open Interest
FTSE/Athex Large Cap				(Trade Unit: 1 Index Point x 2E, Cash Settlement)													
5,886.26	5,787.55	5,787.55	-0.71%	April 2026	5,816.50	5,887.00	5,780.00	5,780.00	5,780.00	---	---	---	5,887.00	---	193	1,839	3,466
				May 2026	5,793.50	5,865.00	5,753.00	5,753.00	5,753.00	---	---	---	5,865.00	---	169	1,753	2,796
				June 2026	5,827.50	5,853.25	5,827.50	5,853.25	5,853.25	---	---	---	5,853.25	---	3	3	5
				September 2026	---	---	---	---	5,879.50	---	---	---	---	---	---	---	---
				December 2026	---	---	---	---	5,909.00	---	---	---	---	---	---	---	---
				March 2027	---	---	---	---	5,938.50	---	---	---	---	---	---	---	---
FTSE/Athex Banks				(Trade Unit: 1 Index Point x 15E, Cash Settlement)													
2,707.24	2,616.99	2,616.99	-2.06%	June 2026	2,676.50	2,680.25	2,638.00	2,638.00	2,638.00	---	---	---	2,680.25	---	4	15	3,159
				September 2026	---	---	---	---	2,695.25	---	---	---	---	---	---	---	---
				December 2026	---	---	---	---	2,708.75	---	---	---	---	---	---	---	---
				March 2027	---	---	---	---	2,722.25	---	---	---	---	---	---	---	---
MSCI GREECE REBASED				(Trade Unit: 1 Index Point x 2E, Cash Settlement)													
9,544.19	9,244.41	9,244.41	-2.06%	April 2026	---	---	---	---	9,353.50	---	---	---	9,279.50	---	---	---	---
				May 2026	9,477.50	9,484.25	9,477.50	9,484.25	9,484.25	---	---	---	9,484.25	---	4	40	---
				June 2026	---	---	---	---	9,473.00	---	---	---	---	---	---	---	---
				July 2026	---	---	---	---	9,487.75	---	---	---	---	---	---	---	---
				August 2026	---	---	---	---	9,506.00	---	---	---	---	---	---	---	---
				September 2026	---	---	---	---	9,520.75	---	---	---	---	---	---	---	---
				December 2026	---	---	---	---	9,568.50	---	---	---	---	---	---	---	---
				March 2027	---	---	---	---	9,616.00	---	---	---	---	---	---	---	---

Derivatives notes - <https://www.athexgroup.gr/en/market-data/statistics/eod-closing-prices/>

Fixing prices and final open positions can be retrieved from the following path <http://www.athexgroup.gr/en/market-data/statistics/eod-closing-prices>

Underlying Asset				Derivatives Market													
Price max	Price min	Closing price	change	Delivery Month	Open price	Price max	Price min	Last price	Closing price	Last Bid	Last Ask	Fixing price*	Life high	Life low	Trades	Volume	Open Interest
ADMIE (IPTO) HOLDING S.A. (CR)				(Contract Size: 100 Securities, Physical Delivery)													
3.1	3.035	3.065	0.99%	June 2026	3.10	3.10	3.08	3.08	3.08	---	---	---	3.10	---	6	52	8,104
				September 2026	---	---	---	---	3.06	---	---	---	---	---	---	---	---
				December 2026	---	---	---	---	3.08	---	---	---	---	---	---	---	---
				March 2027	---	---	---	---	3.09	---	---	---	---	---	---	---	---
AEGEAN AIRLINES (CR)				(Contract Size: 100 Securities, Physical Delivery)													
13.48	13.13	13.25	0.91%	June 2026	12.45	12.57	12.39	12.39	12.39	---	---	---	15.15	---	22	69	2,474
				September 2026	---	---	---	---	13.24	---	---	---	---	---	---	---	---
				December 2026	---	---	---	---	13.31	---	---	---	---	---	---	---	---
				March 2027	---	---	---	---	13.38	---	---	---	---	---	---	---	---
AKTOR S.A. HOLDING CO. (CR)				(Contract Size: 100 Securities, Physical Delivery)													
11.12	10.8	11	0.00%	June 2026	11.11	11.11	10.95	10.95	10.95	---	---	---	11.24	---	4	15	97,042
				September 2026	---	---	---	---	11.10	---	---	---	---	---	---	---	---
				December 2026	---	---	---	---	11.15	---	---	---	---	---	---	---	---
				March 2027	---	---	---	---	11.21	---	---	---	---	---	---	---	---
Allwyn AG (CR)				(Contract Size: 100 Securities, Physical Delivery)													
14.05	13.71	13.805	0.25%	June 2026	14.00	14.06	13.79	13.93	13.93	---	---	---	15.54	---	66	219	5,006
				September 2026	---	---	---	---	13.89	---	---	---	---	---	---	---	---
				December 2026	---	---	---	---	13.96	---	---	---	---	---	---	---	---
				March 2027	---	---	---	---	14.03	---	---	---	---	---	---	---	---
ALPHA BANK (CR)				(Contract Size: 100 Securities, Physical Delivery)													
3.862	3.72	3.726	-1.43%	June 2026	3.82	3.88	3.72	3.73	3.73	---	---	---	4.50	---	512	7,662	59,928
				September 2026	---	---	---	---	3.81	---	---	---	---	---	---	---	---
				December 2026	---	---	---	---	3.83	---	---	---	---	---	---	---	---
				March 2027	---	---	---	---	3.85	---	---	---	---	---	---	---	---
ATHENS INTL AIRPORT (CR)				(Contract Size: 100 Securities, Physical Delivery)													
11.09	10.87	10.87	-0.09%	June 2026	10.43	10.43	10.42	10.42	10.42	---	---	---	11.47	---	3	15	286
				September 2026	---	---	---	---	10.97	---	---	---	---	---	---	---	---
				December 2026	---	---	---	---	11.03	---	---	---	---	---	---	---	---
				March 2027	---	---	---	---	11.08	---	---	---	---	---	---	---	---
AUTOHELLAS SA (CR)				(Contract Size: 100 Securities, Physical Delivery)													
12.68	12.34	12.34	-0.64%	June 2026	---	---	---	---	11.65	---	---	---	11.54	---	---	---	126
				September 2026	---	---	---	---	12.53	---	---	---	---	---	---	---	---
				December 2026	---	---	---	---	12.59	---	---	---	---	---	---	---	---
				March 2027	---	---	---	---	12.65	---	---	---	---	---	---	---	---

Derivatives notes - <https://www.athexgroup.gr/en/market-data/statistics/eod-closing-prices/>

Fixing prices and final open positions can be retrieved from the following path <http://www.athexgroup.gr/en/market-data/statistics/eod-closing-prices>

Underlying Asset				Derivatives Market													
Price max	Price min	Closing price	change	Delivery Month	Open price	Price max	Price min	Last price	Closing price	Last Bid	Last Ask	Fixing price*	Life high	Life low	Trades	Volume	Open Interest
AVAX S.A. (CR)				(Contract Size: 100 Securities, Physical Delivery)													
3.255	3.145	3.165	0.16%	June 2026	3.22	3.27	3.15	3.20	3.20	---	---	---	3.27	---	24	57	2,190
				September 2026	---	---	---	---	3.19	---	---	---	---	---	---	---	---
				December 2026	---	---	---	---	3.20	---	---	---	---	---	---	---	---
				March 2027	---	---	---	---	3.22	---	---	---	---	---	---	---	---
BALLY'S INTRALOT (CR)				(Contract Size: 100 Securities, Physical Delivery)													
1.059	1.025	1.038	0.10%	June 2026	1.05	1.06	1.03	1.04	1.04	---	---	---	1.10	---	90	4,805	1,275,590
				September 2026	---	---	---	---	1.05	---	---	---	---	---	---	---	---
				December 2026	---	---	---	---	1.05	---	---	---	---	---	---	---	---
				March 2027	---	---	---	---	1.06	---	---	---	---	---	---	---	---
BANK OF CYPRUS (CR)				(Contract Size: 100 Securities, Physical Delivery)													
9.4	9.215	9.305	-0.27%	June 2026	8.84	8.84	8.84	8.84	8.84	---	---	---	9.07	---	1	1	689
				September 2026	---	---	---	---	9.41	---	---	---	---	---	---	---	---
				December 2026	---	---	---	---	9.46	---	---	---	---	---	---	---	---
				March 2027	---	---	---	---	9.51	---	---	---	---	---	---	---	---
CC HBC AG (CR)				(Contract Size: 100 Securities, Physical Delivery)													
51	49.8	50.8	0.59%	June 2026	49.06	49.18	48.91	49.18	49.18	---	---	---	52.01	---	4	20	106
				September 2026	---	---	---	---	50.94	---	---	---	---	---	---	---	---
				December 2026	---	---	---	---	51.19	---	---	---	---	---	---	---	---
				March 2027	---	---	---	---	51.45	---	---	---	---	---	---	---	---
CENERGY HOLDINGS (CB)				(Contract Size: 100 Securities, Physical Delivery)													
21	20.3	20.56	-0.58%	June 2026	20.46	20.96	20.35	20.60	20.60	---	---	---	21.05	---	21	81	3,773
				September 2026	---	---	---	---	20.86	---	---	---	---	---	---	---	---
				December 2026	---	---	---	---	20.96	---	---	---	---	---	---	---	---
				March 2027	---	---	---	---	21.07	---	---	---	---	---	---	---	---
CrediaBank (CR)				(Contract Size: 100 Securities, Physical Delivery)													
1.19	1.156	1.164	0.52%	June 2026	1.18	1.20	1.17	1.17	1.17	---	---	---	1.38	---	105	2,474	68,839
				September 2026	---	---	---	---	1.17	---	---	---	---	---	---	---	---
				December 2026	---	---	---	---	1.17	---	---	---	---	---	---	---	---
				March 2027	---	---	---	---	1.18	---	---	---	---	---	---	---	---
ELLAKTOR (CR)				(Contract Size: 100 Securities, Physical Delivery)													
1.352	1.33	1.34	0.75%	June 2026	1.30	1.30	1.25	1.27	1.27	---	---	---	1.34	---	24	81	1,588
				September 2026	---	---	---	---	1.34	---	---	---	---	---	---	---	---
				December 2026	---	---	---	---	1.35	---	---	---	---	---	---	---	---
				March 2027	---	---	---	---	1.35	---	---	---	---	---	---	---	---

Derivatives notes - <https://www.athexgroup.gr/en/market-data/statistics/eod-closing-prices/>

Fixing prices and final open positions can be retrieved from the following path <http://www.athexgroup.gr/en/market-data/statistics/eod-closing-prices>

Underlying Asset				Derivatives Market													
Price max	Price min	Closing price	change	Delivery Month	Open price	Price max	Price min	Last price	Closing price	Last Bid	Last Ask	Fixing price*	Life high	Life low	Trades	Volume	Open Interest
ELVALHALCOR (CR)																	
(Contract Size: 100 Securities, Physical Delivery)																	
4.14	4	4.01	-0.74%	June 2026	4.13	4.14	4.00	4.00	4.00	---	---	---	4.14	---	49	192	2,752
				September 2026	---	---	---	---	4.08	---	---	---	---	---	---	---	---
				December 2026	---	---	---	---	4.10	---	---	---	---	---	---	---	---
				March 2027	---	---	---	---	4.12	---	---	---	---	---	---	---	---
EUROBANK (CR)																	
(Contract Size: 100 Securities, Physical Delivery)																	
4.105	3.902	3.908	-2.95%	June 2026	3.99	4.05	3.84	3.84	3.84	---	---	---	4.05	---	227	8,610	25,538
				September 2026	---	---	---	---	4.06	---	---	---	---	---	---	---	---
				December 2026	---	---	---	---	4.08	---	---	---	---	---	---	---	---
				March 2027	---	---	---	---	4.10	---	---	---	---	---	---	---	---
EYDAP S.A. (CR)																	
(Contract Size: 100 Securities, Physical Delivery)																	
9.41	9.2	9.37	1.52%	June 2026	9.40	9.42	9.32	9.42	9.42	---	---	---	9.55	---	40	288	12,865
				September 2026	---	---	---	---	9.31	---	---	---	---	---	---	---	---
				December 2026	---	---	---	---	9.36	---	---	---	---	---	---	---	---
				March 2027	---	---	---	---	9.40	---	---	---	---	---	---	---	---
FOURLIS (CR)																	
(Contract Size: 100 Securities, Physical Delivery)																	
4.98	4.76	4.8	0.00%	June 2026	4.80	4.92	4.80	4.85	4.85	---	---	---	4.92	---	17	69	2,869
				September 2026	---	---	---	---	4.84	---	---	---	---	---	---	---	---
				December 2026	---	---	---	---	4.87	---	---	---	---	---	---	---	---
				March 2027	---	---	---	---	4.89	---	---	---	---	---	---	---	---
GEK TERNA (CR)																	
(Contract Size: 100 Securities, Physical Delivery)																	
41.24	39.7	41.06	3.53%	June 2026	40.31	41.19	40.25	40.94	40.94	---	---	---	41.19	---	34	74	5,096
				September 2026	---	---	---	---	40.00	---	---	---	---	---	---	---	---
				December 2026	---	---	---	---	40.20	---	---	---	---	---	---	---	---
				March 2027	---	---	---	---	40.40	---	---	---	---	---	---	---	---
HELLENIC EXCHANGES-A.S.E. (CR)																	
(Contract Size: 100 Securities, Physical Delivery)																	
7.1	7	7.06	0.14%	June 2026	---	---	---	---	6.98	---	---	---	7.14	---	---	---	326
				September 2026	---	---	---	---	7.11	---	---	---	---	---	---	---	---
				December 2026	---	---	---	---	7.15	---	---	---	---	---	---	---	---
				March 2027	---	---	---	---	7.18	---	---	---	---	---	---	---	---
HELLENiQ ENERGY (CR)																	
(Contract Size: 100 Securities, Physical Delivery)																	
9.745	9.6	9.745	0.67%	June 2026	9.76	9.77	9.68	9.76	9.76	---	---	---	10.55	---	17	34	4,245
				September 2026	---	---	---	---	9.76	---	---	---	---	---	---	---	---
				December 2026	---	---	---	---	9.81	---	---	---	---	---	---	---	---
				March 2027	---	---	---	---	9.86	---	---	---	---	---	---	---	---

Derivatives notes - <https://www.athexgroup.gr/en/market-data/statistics/eod-closing-prices/>

Fixing prices and final open positions can be retrieved from the following path <http://www.athexgroup.gr/en/market-data/statistics/eod-closing-prices>

Underlying Asset				Derivatives Market													
Price max	Price min	Closing price	change	Delivery Month	Open price	Price max	Price min	Last price	Closing price	Last Bid	Last Ask	Fixing price*	Life high	Life low	Trades	Volume	Open Interest
INTRACOM HOLDINGS (CR)				(Contract Size: 100 Securities, Physical Delivery)													
3.125	3.03	3.04	-0.82%	June 2026	3.11	3.12	3.02	3.07	3.07	---	---	---	3.19	---	64	655	12,036
				September 2026	---	---	---	---	3.09	---	---	---	---	---	---	---	---
				December 2026	---	---	---	---	3.11	---	---	---	---	---	---	---	---
				March 2027	---	---	---	---	3.12	---	---	---	---	---	---	---	---
JUMBO SA (CR)				(Contract Size: 100 Securities, Physical Delivery)													
23.86	23.46	23.68	0.77%	June 2026	23.78	23.78	23.63	23.65	23.65	---	---	---	25.68	---	21	90	4,092
				September 2026	---	---	---	---	23.70	---	---	---	---	---	---	---	---
				December 2026	---	---	---	---	23.82	---	---	---	---	---	---	---	---
				March 2027	---	---	---	---	23.94	---	---	---	---	---	---	---	---
LAMDA DEVELOPMENT SA (CR)				(Contract Size: 100 Securities, Physical Delivery)													
6.44	6.21	6.32	2.26%	June 2026	6.31	6.44	6.31	6.38	6.38	---	---	---	7.09	---	96	684	19,308
				September 2026	---	---	---	---	6.23	---	---	---	---	---	---	---	---
				December 2026	---	---	---	---	6.26	---	---	---	---	---	---	---	---
				March 2027	---	---	---	---	6.30	---	---	---	---	---	---	---	---
METLEN PLC (CR)				(Contract Size: 100 Securities, Physical Delivery)													
36.9	35.6	36.5	3.05%	June 2026	35.72	37.00	35.72	36.67	36.67	---	---	---	47.90	---	236	756	14,154
				September 2026	38.00	38.00	37.50	37.50	37.50	---	---	---	38.00	---	2	2	---
				December 2026	---	---	---	---	35.91	---	---	---	---	---	---	---	---
				March 2027	---	---	---	---	36.09	---	---	---	---	---	---	---	---
MIG (CR)				(Contract Size: 100 Securities, Physical Delivery)													
3.22	3.2	3.22	0.31%	June 2026	---	---	---	---	3.28	---	---	---	3.43	---	---	---	144
				September 2026	---	---	---	---	3.24	---	---	---	---	---	---	---	---
				December 2026	---	---	---	---	3.25	---	---	---	---	---	---	---	---
				March 2027	---	---	---	---	3.27	---	---	---	---	---	---	---	---
MOTOR OIL (CR)				(Contract Size: 100 Securities, Physical Delivery)													
37.94	36.96	37.8	0.80%	June 2026	37.26	37.27	37.20	37.27	37.27	---	---	---	39.97	---	5	9	229
				September 2026	---	---	---	---	37.83	---	---	---	---	---	---	---	---
				December 2026	---	---	---	---	38.01	---	---	---	---	---	---	---	---
				March 2027	---	---	---	---	38.20	---	---	---	---	---	---	---	---
NATIONAL BANK (CR)				(Contract Size: 100 Securities, Physical Delivery)													
15.165	14.6	14.6	-2.93%	June 2026	14.85	14.91	14.49	14.53	14.53	---	---	---	15.76	---	92	510	11,326
				September 2026	---	---	---	---	15.17	---	---	---	---	---	---	---	---
				December 2026	---	---	---	---	15.25	---	---	---	---	---	---	---	---
				March 2027	---	---	---	---	15.32	---	---	---	---	---	---	---	---

Derivatives notes - <https://www.athexgroup.gr/en/market-data/statistics/eod-closing-prices/>

Fixing prices and final open positions can be retrieved from the following path <http://www.athexgroup.gr/en/market-data/statistics/eod-closing-prices>

Underlying Asset				Derivatives Market													
Price max	Price min	Closing price	change	Delivery Month	Open price	Price max	Price min	Last price	Closing price	Last Bid	Last Ask	Fixing price*	Life high	Life low	Trades	Volume	Open Interest
OPTIMA BANK (CR)				(Contract Size: 100 Securities, Physical Delivery)													
9.23	9.06	9.18	1.05%	June 2026	9.20	9.20	9.16	9.16	9.16	---	---	---	9.40	---	2	6	485
				September 2026	---	---	---	---	9.16	---	---	---	---	---	---	---	---
				December 2026	---	---	---	---	9.21	---	---	---	---	---	---	---	---
				March 2027	---	---	---	---	9.26	---	---	---	---	---	---	---	---
OTE (CR)				(Contract Size: 100 Securities, Physical Delivery)													
18.2	17.99	18.2	0.11%	June 2026	18.08	18.22	18.08	18.22	18.22	---	---	---	18.22	---	2	3	886
				September 2026	---	---	---	---	18.34	---	---	---	---	---	---	---	---
				December 2026	---	---	---	---	18.43	---	---	---	---	---	---	---	---
				March 2027	---	---	---	---	18.52	---	---	---	---	---	---	---	---
P.P.A. S.A. (CR)				(Contract Size: 100 Securities, Physical Delivery)													
39.4	38.15	38.2	-0.52%	June 2026	---	---	---	---	39.82	---	---	---	38.56	---	---	---	40
				September 2026	---	---	---	---	38.73	---	---	---	---	---	---	---	---
				December 2026	---	---	---	---	38.93	---	---	---	---	---	---	---	---
				March 2027	---	---	---	---	39.12	---	---	---	---	---	---	---	---
PIRAEUS BANK (CR)				(Contract Size: 100 Securities, Physical Delivery)													
8.634	8.382	8.382	-1.55%	June 2026	8.57	8.66	8.40	8.42	8.42	---	---	---	8.90	---	242	3,736	45,262
				September 2026	---	---	---	---	8.59	---	---	---	---	---	---	---	---
				December 2026	---	---	---	---	8.63	---	---	---	---	---	---	---	---
				March 2027	---	---	---	---	8.67	---	---	---	---	---	---	---	---
PPC (CR)				(Contract Size: 100 Securities, Physical Delivery)													
20.1	18.96	19.14	-4.25%	June 2026	20.05	20.10	19.04	19.17	19.17	---	---	---	20.10	---	216	1,236	17,794
				September 2026	---	---	---	---	20.16	---	---	---	---	---	---	---	---
				December 2026	---	---	---	---	20.26	---	---	---	---	---	---	---	---
				March 2027	---	---	---	---	20.37	---	---	---	---	---	---	---	---
QUEST HOLDINGS (CR)				(Contract Size: 100 Securities, Physical Delivery)													
7.04	6.87	7.03	1.88%	June 2026	6.81	6.89	6.79	6.89	6.89	---	---	---	6.89	---	6	8	231
				September 2026	---	---	---	---	6.96	---	---	---	---	---	---	---	---
				December 2026	---	---	---	---	6.99	---	---	---	---	---	---	---	---
				March 2027	---	---	---	---	7.03	---	---	---	---	---	---	---	---
TITAN (CB)				(Contract Size: 100 Securities, Physical Delivery)													
48.24	47.54	47.6	-0.83%	June 2026	47.90	48.21	47.74	47.74	47.74	---	---	---	49.82	---	15	47	347
				September 2026	---	---	---	---	48.42	---	---	---	---	---	---	---	---
				December 2026	---	---	---	---	48.66	---	---	---	---	---	---	---	---
				March 2027	---	---	---	---	48.90	---	---	---	---	---	---	---	---

Derivatives notes - <https://www.athexgroup.gr/en/market-data/statistics/eod-closing-prices/>

Fixing prices and final open positions can be retrieved from the following path <http://www.athexgroup.gr/en/market-data/statistics/eod-closing-prices>

Underlying Asset				Derivatives Market													
Price max	Price min	Closing price	change	Delivery Month	Open price	Price max	Price min	Last price	Closing price	Last Bid	Last Ask	Fixing price*	Life high	Life low	Trades	Volume	Open Interest
VIOHALCO SA/NV (CB)				(Contract Size: 100 Securities, Physical Delivery)													
14.66	14.08	14.26	0.00%	June 2026	14.26	14.63	14.11	14.20	14.20	---	---	---	14.85	---	27	84	1,907
				September 2026	---	---	---	---	14.38	---	---	---	---	---	---	---	---
				December 2026	---	---	---	---	14.46	---	---	---	---	---	---	---	---
				March 2027	---	---	---	---	14.53	---	---	---	---	---	---	---	---

Derivatives notes - <https://www.athexgroup.gr/en/market-data/statistics/eod-closing-prices/>

Fixing prices and final open positions can be retrieved from the following path <http://www.athexgroup.gr/en/market-data/statistics/eod-closing-prices>

FTSE/Athex Large Cap

(Trade Unit: 1 Index Point x 2€ - Exercise Style: European, Cash Settlement)

Exerise Price	Call Options														Put Options																		
	April 2026							May 2026							Other Months		April 2026							May 2026							Other Months		Exerise Price
	Open price	Price max	Price min	Last price	Closing price	Volume	Open Interest	Open price	Price max	Price min	Last price	Closing price	Volume	Open Interest	Volume	Open Interest	Open price	Price max	Price min	Last price	Closing price	Volume	Open Interest	Open price	Price max	Price min	Last price	Closing price	Volume	Open Interest	Volume	Open Interest	
4,000	-	-	-	-	-	-	-	-	-	-	-	-	-	-	-	-	-	-	-	-	-	-	-	-	-	-	-	-	-	-	-	-	
4,100	-	-	-	-	-	-	-	-	-	-	-	-	-	-	-	-	-	-	-	-	-	-	-	-	-	-	-	-	-	-	-	-	4,100
4,200	-	-	-	-	-	-	-	-	-	-	-	-	-	-	-	-	-	-	-	-	-	-	-	-	-	-	-	-	-	-	-	-	4,200
4,300	-	-	-	-	-	-	-	-	-	-	-	-	-	-	-	-	-	-	-	-	-	-	-	-	-	-	-	-	-	-	-	-	4,300
4,400	-	-	-	-	-	-	-	-	-	-	-	-	-	-	-	-	-	-	-	-	-	-	-	-	-	-	-	-	-	-	-	-	4,400
4,450	-	-	-	-	-	-	-	-	-	-	-	-	-	-	-	-	-	-	-	-	-	-	-	-	-	-	-	-	-	-	-	-	4,450
4,500	-	-	-	-	-	-	-	-	-	-	-	-	-	-	-	-	-	-	-	-	-	-	-	-	-	-	-	-	-	-	-	-	4,500
4,550	-	-	-	-	-	-	-	-	-	-	-	-	-	-	-	-	-	-	-	-	-	-	-	-	-	-	-	-	-	-	-	-	4,550
4,600	0.00	0.00	0.00	-	1,216.00	-	-	0.00	0.00	0.00	-	1,194.00	-	-	-	0.00	0.00	0.00	-	0.15	-	-	0.00	0.00	0.00	-	0.32	-	-	-	-	4,600	
4,650	0.00	0.00	0.00	-	1,166.00	-	-	0.00	0.00	0.00	-	1,145.00	-	-	-	0.00	0.00	0.00	-	0.29	-	-	0.00	0.00	0.00	-	0.49	-	-	-	-	4,650	
4,700	0.00	0.00	0.00	-	1,116.00	-	-	0.00	0.00	0.00	-	1,095.00	-	-	-	0.00	0.00	0.00	-	0.01	-	-	0.00	0.00	0.00	-	0.74	-	-	-	-	4,700	
4,750	0.00	0.00	0.00	-	1,066.00	-	-	0.00	0.00	0.00	-	1,045.00	-	-	-	0.00	0.00	0.00	-	0.01	-	-	0.00	0.00	0.00	-	1.10	-	-	-	-	4,750	
4,800	0.00	0.00	0.00	-	1,016.00	-	-	0.00	0.00	0.00	-	996.00	-	-	-	0.00	0.00	0.00	-	0.01	-	-	0.00	0.00	0.00	-	1.60	-	-	-	-	4,800	
4,850	0.00	0.00	0.00	-	966.00	-	-	0.00	0.00	0.00	-	947.00	-	-	-	0.00	0.00	0.00	-	0.03	-	-	0.00	0.00	0.00	-	2.40	-	-	-	-	4,850	
4,900	0.00	0.00	0.00	-	916.00	-	-	0.00	0.00	0.00	-	898.00	-	-	-	0.00	0.00	0.00	-	0.01	-	8	0.00	0.00	0.00	-	3.30	-	-	-	-	4,900	
4,950	0.00	0.00	0.00	-	866.00	-	-	0.00	0.00	0.00	-	849.00	-	-	-	0.00	0.00	0.00	-	0.01	-	15	0.00	0.00	0.00	-	4.70	-	1	-	-	4,950	
5,000	0.00	0.00	0.00	-	816.00	-	-	0.00	0.00	0.00	-	801.00	-	-	-	0.00	0.00	0.00	-	0.01	-	15	0.00	0.00	0.00	-	6.40	-	-	-	-	5,000	
5,050	0.00	0.00	0.00	-	766.00	-	60	0.00	0.00	0.00	-	753.00	-	33	-	0.00	0.00	0.00	-	0.01	-	117	0.00	0.00	0.00	-	8.70	-	60	-	-	5,050	
5,100	0.00	0.00	0.00	-	716.00	-	30	0.00	0.00	0.00	-	706.00	-	50	-	0.00	0.00	0.00	-	0.01	-	78	0.00	0.00	0.00	-	11.50	-	-	-	-	5,100	
5,150	0.00	0.00	0.00	-	666.00	-	90	0.00	0.00	0.00	-	660.00	-	51	-	0.00	0.00	0.00	-	0.01	-	100	0.00	0.00	0.00	-	15.25	-	45	-	-	5,150	
5,200	0.00	0.00	0.00	-	616.00	-	62	0.00	0.00	0.00	-	615.00	-	45	-	0.00	0.00	0.00	-	0.01	-	63	0.00	0.00	0.00	-	19.75	-	90	-	-	5,200	
5,250	0.00	0.00	0.00	-	566.00	-	61	0.00	0.00	0.00	-	570.00	-	32	-	0.00	0.00	0.00	-	0.01	-	133	0.00	0.00	0.00	-	25.25	-	150	-	-	5,250	
5,300	0.00	0.00	0.00	-	516.00	-	90	0.00	0.00	0.00	-	527.00	-	30	-	0.00	0.00	0.00	-	0.01	-	87	0.00	0.00	0.00	-	32.00	-	120	-	-	5,300	
5,350	0.00	0.00	0.00	-	466.00	-	93	0.00	0.00	0.00	-	485.00	-	30	-	0.00	0.00	0.00	-	0.01	-	90	0.00	0.00	0.00	-	40.25	-	30	-	-	5,350	
5,400	0.00	0.00	0.00	-	416.00	-	153	0.00	0.00	0.00	-	445.00	-	30	-	0.00	0.00	0.00	-	0.04	-	63	0.00	0.00	0.00	-	49.75	-	32	-	-	5,400	
5,450	319.00	319.00	319.00	319.00	319.00	1	103	0.00	0.00	0.00	-	406.00	-	30	-	0.00	319.00	0.00	-	0.15	-	122	0.00	0.00	0.00	-	61.00	-	61	-	-	5,450	
5,500	345.00	345.00	345.00	345.00	345.00	4	115	0.00	0.00	0.00	-	369.00	-	30	-	0.00	345.00	0.00	-	0.48	-	121	0.00	0.00	0.00	-	73.50	-	30	-	-	5,500	
5,550	0.00	0.00	0.00	-	268.00	-	33	0.00	0.00	0.00	-	334.00	-	-	-	0.00	0.00	0.00	-	1.40	-	119	0.00	0.00	0.00	-	88.50	-	-	-	-	5,550	
5,600	0.00	0.00	0.00	-	220.00	-	30	0.00	0.00	0.00	-	301.00	-	-	-	0.00	0.00	0.00	-	3.50	-	8	0.00	0.00	0.00	-	105.00	-	20	-	-	5,600	
5,650	0.00	0.00	0.00	-	174.00	-	-	0.00	0.00	0.00	-	269.00	-	60	-	0.00	0.00	0.00	-	7.80	-	30	117.00	117.00	117.00	117.00	117.00	20	-	-	-	5,650	
5,700	180.00	180.00	180.00	180.00	180.00	1	28	0.00	0.00	0.00	-	240.00	-	60	-	0.00	180.00	0.00	-	15.75	-	118	0.00	0.00	0.00	-	144.00	-	1	-	-	5,700	
5,750	70.00	70.00	70.00	70.00	70.00	1	67	0.00	0.00	0.00	-	213.00	-	30	-	6.50	70.00	6.50	6.50	6.50	19	175	0.00	0.00	0.00	-	167.00	-	145	-	-	5,750	
5,800	91.00	91.00	33.25	33.25	33.25	25	100	206.00	206.00	206.00	206.00	206.00	30	31	-	18.00	91.00	11.00	13.50	13.50	70	70	155.00	155.00	155.00	155.00	155.00	30	30	-	-	5,800	
5,850	40.00	40.00	18.00	18.00	18.00	58	102	176.00	176.00	151.00	151.00	151.00	63	150	-	23.75	40.00	21.00	25.00	25.00	42	92	184.00	184.00	183.00	183.00	183.00	35	30	-	-	5,850	
5,900	0.00	0.00	0.00	-	24.25	-	60	0.00	0.00	0.00	-	144.00	-	5	-	67.50	0.00	50.00	78.00	78.00	150	30	211.00	232.00	211.00	232.00	232.00	90	-	-	-	5,900	
5,950	10.50	10.50	10.50	10.50	10.50	10	-	105.00	106.00	102.00	102.00	102.00	21	5	-	130.00	10.50	130.00	130.00	130.00	30	-	0.00	0.00	0.00	-	279.00	-	-	-	-	5,950	

FTSE/Athex Large Cap

(Trade Unit: 1 Index Point x 2€ - Exercise Style: European, Cash Settlement)

Call Options															Put Options																		
Exercise Price	April 2026						May 2026						Other Months		April 2026						May 2026						Other Months		Exercise Price				
	Open price	Price max	Price min	Last price	Closing price	Volume	Open Interest	Open price	Price max	Price min	Last price	Closing price	Volume	Open Interest	Volume	Open Interest	Open price	Price max	Price min	Last price	Closing price	Volume	Open Interest	Open price	Price max	Price min	Last price	Closing price		Volume	Open Interest	Volume	Open Interest
6,000	0.00	0.00	0.00	-	6.70	-	-	0.00	0.00	0.00	-	108.00	-	-			0.00	0.00	0.00	-	190.00	-	-	0.00	0.00	0.00	-	312.00	-	-			6,000
6,050	0.00	0.00	0.00	-	3.10	-	-	80.00	80.00	80.00	80.00	80.00	10	-			0.00	0.00	0.00	-	237.00	-	-	0.00	0.00	0.00	-	347.00	-	-			6,050
6,100	0.00	0.00	0.00	-	1.30	-	-	0.00	0.00	0.00	-	79.50	-	-			0.00	0.00	0.00	-	285.00	-	-	0.00	0.00	0.00	-	383.00	-	-			6,100
6,150	0.00	0.00	0.00	-	0.52	-	-	0.00	0.00	0.00	-	67.50	-	-			0.00	0.00	0.00	-	334.00	-	-	0.00	0.00	0.00	-	421.00	-	-			6,150
6,200	0.00	0.00	0.00	-	0.19	-	-	0.00	0.00	0.00	-	57.50	-	-			0.00	0.00	0.00	-	384.00	-	-	0.00	0.00	0.00	-	461.00	-	-			6,200
6,250	0.00	0.00	0.00	-	0.06	-	-	0.00	0.00	0.00	-	48.25	-	-			0.00	0.00	0.00	-	434.00	-	-	0.00	0.00	0.00	-	501.00	-	-			6,250
6,300	0.00	0.00	0.00	-	0.02	-	-	0.00	0.00	0.00	-	40.25	-	-			0.00	0.00	0.00	-	483.00	-	-	0.00	0.00	0.00	-	544.00	-	-			6,300
6,350	0.00	0.00	0.00	-	0.01	-	-	0.00	0.00	0.00	-	33.50	-	-			0.00	0.00	0.00	-	533.00	-	-	0.00	0.00	0.00	-	587.00	-	-			6,350
6,400	0.00	0.00	0.00	-	0.03	-	-	-	-	-	-	-	-	-			0.00	0.00	0.00	-	583.00	-	-	-	-	-	-	-	-	-			6,400
6,450	0.00	0.00	0.00	-	0.01	-	-	-	-	-	-	-	-	-			0.00	0.00	0.00	-	633.00	-	-	-	-	-	-	-	-	-			6,450
6,500	0.00	0.00	0.00	-	0.25	-	-	-	-	-	-	-	-	-			0.00	0.00	0.00	-	683.00	-	-	-	-	-	-	-	-	-			6,500
6,550	0.00	0.00	0.00	-	0.15	-	-	-	-	-	-	-	-	-			0.00	0.00	0.00	-	733.00	-	-	-	-	-	-	-	-	-			6,550
6,600	0.00	0.00	0.00	-	0.08	-	-	-	-	-	-	-	-	-			0.00	0.00	0.00	-	783.00	-	-	-	-	-	-	-	-	-			6,600
6,650	0.00	0.00	0.00	-	0.05	-	-	-	-	-	-	-	-	-			0.00	0.00	0.00	-	833.00	-	-	-	-	-	-	-	-	-			6,650
Totals:						100	1,277					124	702	0	0						311	1,654					175	845	0	0			
Number of Trades:							19						10	0								16					7		0				

Allwyn AG (CR)

(Contract Size: 100 Securities, Exercise Style: American, Physical Delivery)

Call Options														Put Options																				
April 2026							May 2026							Other Months		April 2026							May 2026							Other Months		Exercise Price		
Open price	Price max	Price min	Last price	Closing price	Volume	Open Interest	Open price	Price max	Price min	Last price	Closing price	Volume	Open Interest	Volume	Open Interest	Open price	Price max	Price min	Last price	Closing price	Volume	Open Interest	Open price	Price max	Price min	Last price	Closing price	Volume	Open Interest	Volume	Open Interest			
9.000	0.000	0.000	0.000	4.77	-	-	0.000	0.000	0.000	0.000	4.78	-	-	0.000	0.000	0.000	0.000	0.001	-	-	0.000	0.000	0.000	0.000	0.001	-	-	0.000	0.000	0.000	0.001	-	-	0.090
9.250	0.000	0.000	0.000	4.52	-	-	0.000	0.000	0.000	0.000	4.54	-	-	0.000	0.000	0.000	0.000	0.001	-	-	0.000	0.000	0.000	0.000	0.002	-	-	0.000	0.000	0.000	0.002	-	-	0.093
9.500	0.000	0.000	0.000	4.27	-	-	0.000	0.000	0.000	0.000	4.29	-	-	0.000	0.000	0.000	0.000	0.001	-	-	0.000	0.000	0.000	0.000	0.004	-	-	0.000	0.000	0.000	0.004	-	-	0.095
9.750	0.000	0.000	0.000	4.02	-	-	0.000	0.000	0.000	0.000	4.04	-	-	0.000	0.000	0.000	0.000	0.001	-	-	0.000	0.000	0.000	0.000	0.007	-	-	0.000	0.000	0.000	0.007	-	-	0.098
10.000	0.000	0.000	0.000	3.77	-	-	0.000	0.000	0.000	0.000	3.79	-	-	0.000	0.000	0.000	0.000	0.001	-	-	0.000	0.000	0.000	0.000	0.001	-	-	0.000	0.000	0.000	0.001	-	-	0.100
10.500	0.000	0.000	0.000	3.27	-	-	0.000	0.000	0.000	0.000	3.29	-	-	0.000	0.000	0.000	0.000	0.001	-	-	0.000	0.000	0.000	0.000	0.001	-	-	0.000	0.000	0.000	0.001	-	-	0.105
11.000	0.000	0.000	0.000	2.77	-	-	0.000	0.000	0.000	0.000	2.79	-	-	0.000	0.000	0.000	0.000	0.002	-	-	0.000	0.000	0.000	0.000	0.002	-	-	0.000	0.000	0.000	0.002	-	-	0.110
11.500	0.000	0.000	0.000	2.27	-	-	0.000	0.000	0.000	0.000	2.30	-	-	0.000	0.000	0.000	0.000	0.010	-	-	0.000	0.000	0.000	0.000	0.008	-	-	0.000	0.000	0.000	0.008	-	-	0.115
12.000	0.000	0.000	0.000	1.77	-	-	0.000	0.000	0.000	0.000	1.82	-	-	0.000	0.000	0.000	0.000	0.002	-	-	0.000	0.000	0.000	0.000	0.030	-	-	0.000	0.000	0.000	0.030	-	-	0.120
12.500	0.000	0.000	0.000	1.27	-	-	0.000	0.000	0.000	0.000	1.37	-	-	0.000	0.000	0.000	0.000	0.003	-	-	0.000	0.000	0.000	0.000	0.080	-	-	0.000	0.000	0.000	0.080	-	-	0.125
13.000	0.000	0.000	0.000	0.772	-	-	0.000	0.000	0.000	0.000	0.974	-	-	0.000	0.000	0.000	0.000	0.001	-	-	0.000	0.000	0.000	0.000	0.183	-	-	0.000	0.000	0.000	0.183	-	-	0.130
13.500	0.000	0.000	0.000	0.309	-	-	0.000	0.000	0.000	0.000	0.647	-	15	0.000	0.000	0.000	0.000	0.038	-	15	0.000	0.000	0.000	0.000	0.355	-	-	0.000	0.000	0.000	0.355	-	-	0.135
14.000	0.000	0.000	0.000	0.050	-	-	0.000	0.000	0.000	0.000	0.400	-	15	0.000	0.000	0.000	0.000	0.279	-	45	0.000	0.000	0.000	0.000	0.609	-	-	0.000	0.000	0.000	0.609	-	-	0.140
14.500	0.000	0.000	0.000	0.002	-	-	0.000	0.000	0.000	0.000	0.225	-	15	0.000	0.000	0.000	0.000	0.731	-	73	0.000	0.000	0.000	0.000	0.935	-	-	0.000	0.000	0.000	0.935	-	-	0.145
15.000	0.000	0.000	0.000	0.001	-	60	0.000	0.000	0.000	0.000	0.121	-	30	0.000	0.000	0.000	0.000	1.23	-	90	0.000	0.000	0.000	0.000	1.33	-	-	0.000	0.000	0.000	1.33	-	-	0.150
15.500	0.000	0.000	0.000	0.001	-	75	0.000	0.000	0.000	0.000	0.059	-	-	0.000	0.000	0.000	0.000	1.73	-	5	0.000	0.000	0.000	0.000	1.77	-	-	0.000	0.000	0.000	1.77	-	-	0.155
16.000	0.000	0.000	0.000	0.004	-	-	0.000	0.000	0.000	0.000	0.026	-	-	0.000	0.000	0.000	0.000	2.23	-	-	0.000	0.000	0.000	0.000	2.24	-	-	0.000	0.000	0.000	2.24	-	-	0.160
16.500	0.000	0.000	0.000	0.012	-	-	0.000	0.000	0.000	0.000	0.011	-	-	0.000	0.000	0.000	0.000	2.73	-	-	0.000	0.000	0.000	0.000	2.73	-	-	0.000	0.000	0.000	2.73	-	-	0.165
17.000	0.000	0.000	0.000	0.002	-	-	0.000	0.000	0.000	0.000	0.004	-	-	0.000	0.000	0.000	0.000	3.23	-	-	0.000	0.000	0.000	0.000	3.23	-	-	0.000	0.000	0.000	3.23	-	-	0.170
17.500	0.000	0.000	0.000	0.005	-	-	0.000	0.000	0.000	0.000	0.002	-	-	0.000	0.000	0.000	0.000	3.73	-	-	0.000	0.000	0.000	0.000	3.73	-	-	0.000	0.000	0.000	3.73	-	-	0.175
18.000	0.000	0.000	0.000	0.001	-	-	0.000	0.000	0.000	0.000	0.001	-	-	0.000	0.000	0.000	0.000	4.23	-	-	0.000	0.000	0.000	0.000	4.23	-	-	0.000	0.000	0.000	4.23	-	-	0.180
18.500	0.000	0.000	0.000	0.001	-	-	0.000	0.000	0.000	0.000	0.004	-	-	0.000	0.000	0.000	0.000	4.73	-	-	0.000	0.000	0.000	0.000	4.73	-	-	0.000	0.000	0.000	4.73	-	-	0.185
19.000	0.000	0.000	0.000	0.001	-	-	0.000	0.000	0.000	0.000	0.002	-	-	0.000	0.000	0.000	0.000	5.23	-	-	0.000	0.000	0.000	0.000	5.23	-	-	0.000	0.000	0.000	5.23	-	-	0.190
19.500	0.000	0.000	0.000	0.001	-	-	0.000	0.000	0.000	0.000	0.001	-	-	0.000	0.000	0.000	0.000	5.73	-	-	0.000	0.000	0.000	0.000	5.73	-	-	0.000	0.000	0.000	5.73	-	-	0.195
20.000	0.000	0.000	0.000	0.001	-	-	0.000	0.000	0.000	0.000	0.001	-	-	0.000	0.000	0.000	0.000	6.23	-	-	0.000	0.000	0.000	0.000	6.23	-	-	0.000	0.000	0.000	6.23	-	-	0.200
21.000	0.000	0.000	0.000	0.001	-	-	0.000	0.000	0.000	0.000	0.001	-	-	0.000	0.000	0.000	0.000	7.23	-	-	0.000	0.000	0.000	0.000	7.23	-	-	0.000	0.000	0.000	7.23	-	-	0.210
22.000	0.000	0.000	0.000	0.001	-	-	0.000	0.000	0.000	0.000	0.001	-	-	0.000	0.000	0.000	0.000	8.23	-	-	0.000	0.000	0.000	0.000	8.23	-	-	0.000	0.000	0.000	8.23	-	-	0.220
23.000	0.000	0.000	0.000	0.001	-	-	0.000	0.000	0.000	0.000	0.001	-	-	0.000	0.000	0.000	0.000	9.23	-	-	0.000	0.000	0.000	0.000	9.23	-	-	0.000	0.000	0.000	9.23	-	-	0.230
24.000	0.000	0.000	0.000	0.001	-	-						-	-					10.23	-	-						-	-					-	-	0.240
25.000	0.000	0.000	0.000	0.001	-	-						-	-					11.23	-	-						-	-					-	-	0.250
26.000	0.000	0.000	0.000	0.001	-	-						-	-					12.23	-	-						-	-					-	-	0.260
27.000					-	-						-	-													-	-					-	-	0.270
28.000					-	-						-	-													-	-					-	-	0.280
29.000					-	-						-	-													-	-					-	-	0.290
30.000					-	-						-	-													-	-					-	-	0.300

Allwyn AG (CR)

(Contract Size: 100 Securities, Exercise Style: American, Physical Delivery)

		Call Options														Put Options																	
		April 2026						May 2026						Other Months		April 2026						May 2026					Other Months						
Exercise Price	Open price	Price max	Price min	Last price	Closing price	Volume	Open Interest	Open price	Price max	Price min	Last price	Closing price	Volume	Open Interest	Volume	Open Interest	Open price	Price max	Price min	Last price	Closing price	Volume	Open Interest	Open price	Price max	Price min	Last price	Closing price	Volume	Open Interest	Volume	Open Interest	Exercise Price
Totals:						0	135						0	75	0	0						0	228						0	160	0	0	
Number of Trades:							0						0			0						0.00						0			0		

ALPHA BANK (CR)

(Contract Size: 100 Securities, Exercise Style: American, Physical Delivery)

Call Options																Put Options															
Exercise Price	April 2026						May 2026						Other Months		April 2026						May 2026						Other Months		Exercise Price		
	Open price	Price max	Price min	Last price	Closing price	Volume	Open Interest	Open price	Price max	Price min	Last price	Closing price	Volume	Open Interest	Volume	Open Interest	Open price	Price max	Price min	Last price	Closing price	Volume	Open Interest	Open price	Price max	Price min	Last price	Closing price		Volume	Open Interest
2.000	0.000	0.000	0.000	1.78	-	-	0.000	0.000	0.000	1.78	-	-				0.000	0.000	0.000	0.001	-	-	0.000	0.000	0.000	0.001	-	-				0.020
2.100	0.000	0.000	0.000	1.68	-	-	0.000	0.000	0.000	1.68	-	-				0.000	0.000	0.000	0.001	-	-	0.000	0.000	0.000	0.001	-	-				0.021
2.200	0.000	0.000	0.000	1.58	-	-	0.000	0.000	0.000	1.58	-	-				0.000	0.000	0.000	0.001	-	-	0.000	0.000	0.000	0.001	-	-				0.022
2.300	0.000	0.000	0.000	1.48	-	-	0.000	0.000	0.000	1.48	-	-				0.000	0.000	0.000	0.001	-	-	0.000	0.000	0.000	0.001	-	-				0.023
2.400	0.000	0.000	0.000	1.38	-	-	0.000	0.000	0.000	1.38	-	-				0.000	0.000	0.000	0.003	-	-	0.000	0.000	0.000	0.001	-	-				0.024
2.500	0.000	0.000	0.000	1.28	-	-	0.000	0.000	0.000	1.28	-	-				0.000	0.000	0.000	0.001	-	-	0.000	0.000	0.000	0.002	-	-				0.025
2.600	0.000	0.000	0.000	1.18	-	-	0.000	0.000	0.000	1.18	-	-				0.000	0.000	0.000	0.001	-	-	0.000	0.000	0.000	0.004	-	-				0.026
2.700	0.000	0.000	0.000	1.08	-	-	0.000	0.000	0.000	1.08	-	-				0.000	0.000	0.000	0.002	-	-	0.000	0.000	0.000	0.001	-	-				0.027
2.800	0.000	0.000	0.000	0.980	-	-	0.000	0.000	0.000	0.985	-	-				0.000	0.000	0.000	0.004	-	-	0.000	0.000	0.000	0.001	-	-				0.028
2.900	0.000	0.000	0.000	0.880	-	-	0.000	0.000	0.000	0.886	-	-				0.000	0.000	0.000	0.001	-	-	0.000	0.000	0.000	0.002	-	-				0.029
3.000	0.000	0.000	0.000	0.780	-	-	0.000	0.000	0.000	0.789	-	-				0.000	0.000	0.000	0.001	-	10	0.000	0.000	0.000	0.004	-	-				0.030
3.100	0.000	0.000	0.000	0.680	-	-	0.000	0.000	0.000	0.693	-	4				0.000	0.000	0.000	0.012	-	-	0.000	0.000	0.000	0.007	-	-				0.031
3.200	0.000	0.000	0.000	0.580	-	-	0.000	0.000	0.000	0.599	-	-				0.000	0.000	0.000	0.001	-	64	0.000	0.000	0.000	0.014	-	-				0.032
3.300	0.000	0.000	0.000	0.480	-	-	0.000	0.000	0.000	0.511	-	15				0.000	0.000	0.000	0.003	-	-	0.000	0.000	0.000	0.025	-	-				0.033
3.400	0.000	0.000	0.000	0.380	-	-	0.000	0.000	0.000	0.428	-	-				0.000	0.000	0.000	0.010	-	-	0.000	0.000	0.000	0.042	-	-				0.034
3.500	0.000	0.000	0.000	0.280	-	-	0.000	0.000	0.000	0.352	-	-				0.000	0.000	0.000	0.027	-	-	0.000	0.000	0.000	0.066	-	-				0.035
3.600	0.000	0.000	0.000	0.182	-	-	0.000	0.000	0.000	0.284	-	-				0.000	0.000	0.000	0.002	-	-	0.000	0.000	0.000	0.098	-	-				0.036
3.700	0.000	0.000	0.000	0.093	-	5	0.000	0.000	0.000	0.224	-	-				0.000	0.000	0.000	0.013	-	-	0.000	0.000	0.000	0.138	-	-				0.037
3.800	0.000	0.000	0.000	0.033	-	-	0.000	0.000	0.000	0.172	-	-				0.000	0.000	0.000	0.052	-	-	0.000	0.000	0.000	0.187	-	-				0.038
3.900	0.000	0.000	0.000	0.007	-	-	0.000	0.000	0.000	0.130	-	-				0.000	0.000	0.000	0.126	-	-	0.000	0.000	0.000	0.244	-	-				0.039
4.000	0.000	0.000	0.000	0.001	-	-	0.000	0.000	0.000	0.097	-	-				0.000	0.000	0.000	0.221	-	-	0.000	0.000	0.000	0.311	-	-				0.040
4.250	0.000	0.000	0.000	0.006	-	-	0.000	0.000	0.000	0.042	-	-				0.000	0.000	0.000	0.470	-	-	0.000	0.000	0.000	0.506	-	-				0.043
4.400					-	-					-	-								-	-					-	-				0.044
4.500	0.000	0.000	0.000	0.001	-	-	0.000	0.000	0.000	0.016	-	-				0.000	0.000	0.000	0.720	-	-	0.000	0.000	0.000	0.731	-	-				0.045
4.750	0.000	0.000	0.000	0.003	-	-	0.000	0.000	0.000	0.005	-	-				0.000	0.000	0.000	0.970	-	-	0.000	0.000	0.000	0.972	-	-				0.048
4.800					-	-					-	-								-	-					-	-				0.048
5.000	0.000	0.000	0.000	0.001	-	-	0.000	0.000	0.000	0.002	-	-				0.000	0.000	0.000	1.22	-	-	0.000	0.000	0.000	1.22	-	-				0.050
5.250	0.000	0.000	0.000	0.001	-	-	0.000	0.000	0.000	0.001	-	-				0.000	0.000	0.000	1.47	-	-	0.000	0.000	0.000	1.47	-	-				0.053
5.500	0.000	0.000	0.000	0.001	-	-	0.000	0.000	0.000	0.001	-	-				0.000	0.000	0.000	1.72	-	-	0.000	0.000	0.000	1.72	-	-				0.055
5.750	0.000	0.000	0.000	0.001	-	-	0.000	0.000	0.000	0.001	-	-				0.000	0.000	0.000	1.97	-	-	0.000	0.000	0.000	1.97	-	-				0.058
6.000	0.000	0.000	0.000	0.001	-	-	0.000	0.000	0.000	0.001	-	-				0.000	0.000	0.000	2.22	-	-	0.000	0.000	0.000	2.22	-	-				0.060
6.250	0.000	0.000	0.000	0.001	-	-	0.000	0.000	0.000	0.001	-	-				0.000	0.000	0.000	2.47	-	-	0.000	0.000	0.000	2.47	-	-				0.063
6.500	0.000	0.000	0.000	0.001	-	-					-	-				0.000	0.000	0.000	2.72	-	-					-	-				0.065
6.750	0.000	0.000	0.000	0.001	-	-					-	-				0.000	0.000	0.000	2.97	-	-					-	-				0.068
7.000	0.000	0.000	0.000	0.001	-	-					-	-				0.000	0.000	0.000	3.22	-	-					-	-				0.070

ALPHA BANK (CR)

(Contract Size: 100 Securities, Exercise Style: American, Physical Delivery)

	Call Options														Put Options																						
	April 2026						May 2026						Other Months		April 2026						May 2026						Other Months										
Exercise Price	Open price	Price max	Price min	Last price	Closing price	Volume	Open Interest	Open price	Price max	Price min	Last price	Closing price	Volume	Open Interest	Volume	Open Interest	Open price	Price max	Price min	Last price	Closing price	Volume	Open Interest	Open price	Price max	Price min	Last price	Closing price	Volume	Open Interest	Volume	Open Interest	Exercise Price				
Totals:						0	5							0	19	0	0							0	74							0	0	0	0		
Number of Trades:							0							0			0							0.00							0			0			

NATIONAL BANK (CR)

(Contract Size: 100 Securities, Exercise Style: American, Physical Delivery)

Call Options																	Put Options																			
April 2026																	May 2026										Other Months									
Exercise Price	Open price	Price max	Price min	Last price	Closing price	Volume	Open Interest	Open price	Price max	Price min	Last price	Closing price	Volume	Open Interest	Volume	Open Interest	Open price	Price max	Price min	Last price	Closing price	Volume	Open Interest	Volume	Open Interest	Exercise Price										
8.250						-	-																				0.083									
8.400						-	-																					0.084								
8.500						-	-																					0.085								
8.750	0.000	0.000	0.000		6.29	-	-	0.000	0.000	0.000		6.30	-	-			0.000	0.000	0.000		0.001	-	-	0.000	0.000	0.000	0.001	-	-	0.088						
8.800						-	-																					0.088								
9.000	0.000	0.000	0.000		6.04	-	-	0.000	0.000	0.000		6.05	-	-			0.000	0.000	0.000		0.001	-	-	0.000	0.000	0.000	0.001	-	-	0.090						
9.200						-	-																					0.092								
9.250	0.000	0.000	0.000		5.79	-	-	0.000	0.000	0.000		5.81	-	-			0.000	0.000	0.000		0.001	-	-	0.000	0.000	0.000	0.002	-	-	0.093						
9.500	0.000	0.000	0.000		5.54	-	-	0.000	0.000	0.000		5.56	-	-			0.000	0.000	0.000		0.001	-	-	0.000	0.000	0.000	0.001	-	-	0.095						
9.600						-	-																					0.096								
9.750	0.000	0.000	0.000		5.29	-	-	0.000	0.000	0.000		5.31	-	-			0.000	0.000	0.000		0.003	-	-	0.000	0.000	0.000	0.001	-	-	0.098						
10.000	0.000	0.000	0.000		5.04	-	-	0.000	0.000	0.000		5.06	-	-			0.000	0.000	0.000		0.001	-	-	0.000	0.000	0.000	0.002	-	-	0.100						
10.500	0.000	0.000	0.000		4.54	-	-	0.000	0.000	0.000		4.56	-	-			0.000	0.000	0.000		0.004	-	-	0.000	0.000	0.000	0.006	-	-	0.105						
11.000	0.000	0.000	0.000		4.04	-	-	0.000	0.000	0.000		4.06	-	-			0.000	0.000	0.000		0.001	-	-	0.000	0.000	0.000	0.002	-	-	0.110						
11.500	0.000	0.000	0.000		3.54	-	-	0.000	0.000	0.000		3.56	-	-			0.000	0.000	0.000		0.008	-	-	0.000	0.000	0.000	0.005	-	-	0.115						
12.000	0.000	0.000	0.000		3.04	-	-	0.000	0.000	0.000		3.08	-	-			0.000	0.000	0.000		0.001	-	15	0.000	0.000	0.000	0.016	-	-	0.120						
12.500	0.000	0.000	0.000		2.54	-	-	0.000	0.000	0.000		2.60	-	-			0.000	0.000	0.000		0.001	-	10	0.000	0.000	0.000	0.040	-	-	0.125						
13.000	0.000	0.000	0.000		2.04	-	-	0.000	0.000	0.000		2.15	-	-			0.000	0.000	0.000		0.034	-	-	0.000	0.000	0.000	0.085	-	-	0.130						
13.500	0.000	0.000	0.000		1.54	-	30	0.000	0.000	0.000		1.72	-	30			0.000	0.000	0.000		0.106	-	-	0.000	0.000	0.000	0.162	-	-	0.135						
14.000	0.000	0.000	0.000		1.04	-	10	0.000	0.000	0.000		1.34	-	-			0.000	0.000	0.000		0.003	-	-	0.000	0.000	0.000	0.281	-	-	0.140						
14.500	0.000	0.000	0.000		0.577	-	-	0.000	0.000	0.000		1.01	-	-			0.000	0.000	0.000		0.036	-	-	0.000	0.000	0.000	0.451	-	-	0.145						
15.000	0.000	0.000	0.000		0.225	-	-	0.000	0.000	0.000		0.741	-	-			0.000	0.000	0.000		0.184	-	-	0.000	0.000	0.000	0.677	-	-	0.150						
15.500	0.000	0.000	0.000		0.053	-	-	0.000	0.000	0.000		0.524	-	-			0.000	0.000	0.000		0.512	-	-	0.000	0.000	0.000	0.960	-	-	0.155						
16.000	0.000	0.000	0.000		0.007	-	-	0.000	0.000	0.000		0.359	-	-			0.000	0.000	0.000		0.966	-	-	0.000	0.000	0.000	1.30	-	-	0.160						
16.500	0.000	0.000	0.000		0.004	-	-	0.000	0.000	0.000		0.238	-	-			0.000	0.000	0.000		1.46	-	-	0.000	0.000	0.000	1.68	-	-	0.165						
17.000	0.000	0.000	0.000		0.002	-	-	0.000	0.000	0.000		0.153	-	-			0.000	0.000	0.000		1.96	-	-	0.000	0.000	0.000	2.09	-	-	0.170						
17.500	0.000	0.000	0.000		0.005	-	-	0.000	0.000	0.000		0.095	-	-			0.000	0.000	0.000		2.46	-	-	0.000	0.000	0.000	2.53	-	-	0.175						
18.000	0.000	0.000	0.000		0.002	-	-	0.000	0.000	0.000		0.057	-	-			0.000	0.000	0.000		2.96	-	-	0.000	0.000	0.000	3.00	-	-	0.180						
18.500	0.000	0.000	0.000		0.001	-	-	0.000	0.000	0.000		0.032	-	-			0.000	0.000	0.000		3.46	-	-	0.000	0.000	0.000	3.48	-	-	0.185						
19.000	0.000	0.000	0.000		0.001	-	-	0.000	0.000	0.000		0.018	-	-			0.000	0.000	0.000		3.96	-	-	0.000	0.000	0.000	3.97	-	-	0.190						
19.500	0.000	0.000	0.000		0.001	-	-	0.000	0.000	0.000		0.010	-	-			0.000	0.000	0.000		4.46	-	-	0.000	0.000	0.000	4.46	-	-	0.195						
20.000	0.000	0.000	0.000		0.001	-	-	0.000	0.000	0.000		0.006	-	-			0.000	0.000	0.000		4.96	-	-	0.000	0.000	0.000	4.96	-	-	0.200						
21.000	0.000	0.000	0.000		0.001	-	-										0.000	0.000	0.000		5.96	-	-					-	-	0.210						
22.000	0.000	0.000	0.000		0.001	-	-										0.000	0.000	0.000		6.96	-	-					-	-	0.220						
Totals:						0	40							0	30	0	0							0	25							0	0	0	269	
Number of Trades:						0							0							0							0.00							0		

OTE (CR)

(Contract Size: 100 Securities, Exercise Style: American, Physical Delivery)

Call Options																Put Options																	
April 2026								May 2026								Other Months		April 2026						May 2026					Other Months		Exercise Price		
Exerise Price	Open price	Price max	Price min	Last price	Closing price	Volume	Open Interest	Open price	Price max	Price min	Last price	Closing price	Volume	Open Interest	Volume	Open Interest	Open price	Price max	Price min	Last price	Closing price	Volume	Open Interest	Open price	Price max	Price min	Last price	Closing price	Volume	Open Interest		Volume	Open Interest
10.000						-	-							-	-																		0.100
10.500						-	-							-	-																		0.105
11.000	0.000	0.000	0.000		7.18	-	-	0.000	0.000	0.000		7.20	-	-			0.000	0.000	0.000		0.001	-	-	0.000	0.000	0.000		0.001	-	-		0.110	
11.500	0.000	0.000	0.000		6.68	-	-	0.000	0.000	0.000		6.70	-	-			0.000	0.000	0.000		0.001	-	-	0.000	0.000	0.000		0.001	-	-		0.115	
12.000	0.000	0.000	0.000		6.18	-	-	0.000	0.000	0.000		6.20	-	-			0.000	0.000	0.000		0.001	-	-	0.000	0.000	0.000		0.001	-	-		0.120	
12.500	0.000	0.000	0.000		5.68	-	-	0.000	0.000	0.000		5.70	-	-			0.000	0.000	0.000		0.001	-	-	0.000	0.000	0.000		0.002	-	-		0.125	
13.000	0.000	0.000	0.000		5.18	-	-	0.000	0.000	0.000		5.20	-	-			0.000	0.000	0.000		0.001	-	-	0.000	0.000	0.000		0.001	-	-		0.130	
13.500	0.000	0.000	0.000		4.68	-	-	0.000	0.000	0.000		4.70	-	-			0.000	0.000	0.000		0.001	-	-	0.000	0.000	0.000		0.001	-	-		0.135	
14.000	0.000	0.000	0.000		4.18	-	-	0.000	0.000	0.000		4.20	-	-			0.000	0.000	0.000		0.003	-	-	0.000	0.000	0.000		0.001	-	-		0.140	
14.500	0.000	0.000	0.000		3.68	-	-	0.000	0.000	0.000		3.70	-	-			0.000	0.000	0.000		0.001	-	-	0.000	0.000	0.000		0.001	-	-		0.145	
15.000	0.000	0.000	0.000		3.18	-	-	0.000	0.000	0.000		3.21	-	-			0.000	0.000	0.000		0.001	-	-	0.000	0.000	0.000		0.002	-	-		0.150	
15.500	0.000	0.000	0.000		2.68	-	-	0.000	0.000	0.000		2.71	-	-			0.000	0.000	0.000		0.004	-	-	0.000	0.000	0.000		0.009	-	-		0.155	
16.000	0.000	0.000	0.000		2.18	-	15	0.000	0.000	0.000		2.23	-	-			0.000	0.000	0.000		0.001	-	61	0.000	0.000	0.000		0.026	-	-		0.160	
16.500	0.000	0.000	0.000		1.68	-	-	0.000	0.000	0.000		1.77	-	-			0.000	0.000	0.000		0.001	-	45	0.000	0.000	0.000		0.066	-	-		0.165	
17.000	0.000	0.000	0.000		1.18	-	16	0.000	0.000	0.000		1.35	-	-			0.000	0.000	0.000		0.002	-	-	0.140	0.140	0.140	0.140	0.140	1	45		0.170	
17.500	0.000	0.000	0.000		0.688	-	15	0.000	0.000	0.000		0.980	-	-			0.000	0.000	0.000		0.007	-	-	0.287	0.287	0.287	0.287	0.287	15	15		0.175	
18.000	0.000	0.000	0.000		0.268	-	-	0.000	0.000	0.000		0.675	-	-			0.000	0.000	0.000		0.086	-	-	0.000	0.000	0.000		0.466	-	-		0.180	
18.500	0.000	0.000	0.000		0.051	-	-	0.000	0.000	0.000		0.437	-	-			0.000	0.000	0.000		0.369	-	-	0.000	0.000	0.000		0.728	-	-		0.185	
19.000	0.000	0.000	0.000		0.003	-	-	0.000	0.000	0.000		0.263	-	-			0.000	0.000	0.000		0.822	-	-	0.000	0.000	0.000		1.06	-	-		0.190	
19.500	0.000	0.000	0.000		0.008	-	-	0.000	0.000	0.000		0.152	-	-			0.000	0.000	0.000		1.32	-	-	0.000	0.000	0.000		1.45	-	-		0.195	
20.000	0.000	0.000	0.000		0.002	-	-	0.000	0.000	0.000		0.083	-	-			0.000	0.000	0.000		1.82	-	-	0.000	0.000	0.000		1.88	-	-		0.200	
21.000	0.000	0.000	0.000		0.001	-	-	0.000	0.000	0.000		0.020	-	-			0.000	0.000	0.000		2.82	-	-	0.000	0.000	0.000		2.83	-	-		0.210	
22.000	0.000	0.000	0.000		0.001	-	-	0.000	0.000	0.000		0.004	-	-			0.000	0.000	0.000		3.82	-	-	0.000	0.000	0.000		3.82	-	-		0.220	
23.000	0.000	0.000	0.000		0.001	-	-	0.000	0.000	0.000		0.001	-	-			0.000	0.000	0.000		4.82	-	-	0.000	0.000	0.000		4.82	-	-		0.230	
24.000	0.000	0.000	0.000		0.001	-	-	0.000	0.000	0.000		0.001	-	-			0.000	0.000	0.000		5.82	-	-	0.000	0.000	0.000		5.82	-	-		0.240	
25.000	0.000	0.000	0.000		0.001	-	-	0.000	0.000	0.000		0.001	-	-			0.000	0.000	0.000		6.82	-	-	0.000	0.000	0.000		6.82	-	-		0.250	
26.000	0.000	0.000	0.000		0.001	-	-	0.000	0.000	0.000		0.001	-	-			0.000	0.000	0.000		7.82	-	-	0.000	0.000	0.000		7.82	-	-		0.260	
Totals:						0	46						0	0	0	0						0	106					16	90	0	0		
Number of Trades:						0							0		0							0.00						2		0			

PIRAEUS BANK (CR)

(Contract Size: 100 Securities, Exercise Style: American, Physical Delivery)

Call Options														Put Options																					
April 2026							May 2026							Other Months		April 2026							May 2026							Other Months		Exercise Price			
Open price	Price max	Price min	Last price	Closing price	Volume	Open Interest	Open price	Price max	Price min	Last price	Closing price	Volume	Open Interest	Volume	Open Interest	Open price	Price max	Price min	Last price	Closing price	Volume	Open Interest	Open price	Price max	Price min	Last price	Closing price	Volume	Open Interest	Volume	Open Interest				
4.250	0.000	0.000	0.000	4.26	-	-	0.000	0.000	0.000	4.27	-	-				0.000	0.000	0.000	0.001	-	-	0.000	0.000	0.000	0.001	-	-				0.043				
4.500	0.000	0.000	0.000	4.01	-	-	0.000	0.000	0.000	4.02	-	-				0.000	0.000	0.000	0.001	-	-	0.000	0.000	0.000	0.001	-	-				0.045				
4.750	0.000	0.000	0.000	3.76	-	-	0.000	0.000	0.000	3.77	-	-				0.000	0.000	0.000	0.002	-	-	0.000	0.000	0.000	0.001	-	-				0.048				
5.000	0.000	0.000	0.000	3.51	-	-	0.000	0.000	0.000	3.52	-	-				0.000	0.000	0.000	0.001	-	-	0.000	0.000	0.000	0.001	-	-				0.050				
5.250	0.000	0.000	0.000	3.26	-	-	0.000	0.000	0.000	3.27	-	-				0.000	0.000	0.000	0.001	-	-	0.000	0.000	0.000	0.002	-	-				0.053				
5.500	0.000	0.000	0.000	3.01	-	-	0.000	0.000	0.000	3.02	-	-				0.000	0.000	0.000	0.002	-	-	0.000	0.000	0.000	0.001	-	-				0.055				
5.750	0.000	0.000	0.000	2.76	-	-	0.000	0.000	0.000	2.77	-	-				0.000	0.000	0.000	0.001	-	-	0.000	0.000	0.000	0.001	-	-				0.058				
6.000	0.000	0.000	0.000	2.51	-	-	0.000	0.000	0.000	2.52	-	-				0.000	0.000	0.000	0.004	-	-	0.000	0.000	0.000	0.001	-	-				0.060				
6.250	0.000	0.000	0.000	2.26	-	-	0.000	0.000	0.000	2.27	-	-				0.000	0.000	0.000	0.001	-	20	0.000	0.000	0.000	0.003	-	-				0.063				
6.500	0.000	0.000	0.000	2.01	-	-	0.000	0.000	0.000	2.03	-	-				0.000	0.000	0.000	0.007	-	-	0.000	0.000	0.000	0.007	-	-				0.065				
6.750	0.000	0.000	0.000	1.76	-	-	0.000	0.000	0.000	1.79	-	-				0.000	0.000	0.000	0.001	-	-	0.000	0.000	0.000	0.014	-	-				0.068				
7.000	0.000	0.000	0.000	1.51	-	-	0.000	0.000	0.000	1.55	-	-				0.000	0.000	0.000	0.001	-	30	0.000	0.000	0.000	0.029	-	-				0.070				
7.250	0.000	0.000	0.000	1.26	-	-	0.000	0.000	0.000	1.33	-	-				0.000	0.000	0.000	0.015	-	-	0.000	0.000	0.000	0.053	-	-				0.073				
7.500	0.000	0.000	0.000	1.01	-	1,200	0.000	0.000	0.000	1.11	-	-				0.000	0.000	0.000	0.041	-	-	0.000	0.000	0.000	0.091	-	-				0.075				
7.750	0.000	0.000	0.000	0.761	-	1,200	0.000	0.000	0.000	0.919	-	-				0.000	0.000	0.000	0.003	-	-	0.000	0.000	0.000	0.146	-	-				0.078				
8.000	0.000	0.000	0.000	0.516	-	-	0.000	0.000	0.000	0.743	-	-				0.000	0.000	0.000	0.005	-	-	0.000	0.000	0.000	0.220	-	-				0.080				
8.250	0.000	0.000	0.000	0.293	-	-	0.000	0.000	0.000	0.587	-	-				0.000	0.000	0.000	0.032	-	-	0.000	0.000	0.000	0.314	-	-				0.083				
8.500	0.000	0.000	0.000	0.128	-	-	0.000	0.000	0.000	0.453	-	-				0.000	0.000	0.000	0.117	-	-	0.000	0.000	0.000	0.430	-	-				0.085				
8.750	0.000	0.000	0.000	0.040	-	-	0.000	0.000	0.000	0.347	-	-				0.000	0.000	0.000	0.279	-	-	0.000	0.000	0.000	0.573	-	-				0.088				
9.000	0.000	0.000	0.000	0.008	-	-	0.000	0.000	0.000	0.259	-	-				0.000	0.000	0.000	0.498	-	-	0.000	0.000	0.000	0.736	-	-				0.090				
9.250	0.000	0.000	0.000	0.001	-	-	0.000	0.000	0.000	0.188	-	-				0.000	0.000	0.000	0.741	-	-	0.000	0.000	0.000	0.915	-	-				0.093				
9.500	0.000	0.000	0.000	0.003	-	-	0.000	0.000	0.000	0.132	-	-				0.000	0.000	0.000	0.990	-	-	0.000	0.000	0.000	1.11	-	-				0.095				
9.750	0.000	0.000	0.000	0.001	-	-	0.000	0.000	0.000	0.095	-	-				0.000	0.000	0.000	1.24	-	-	0.000	0.000	0.000	1.32	-	-				0.098				
10.000	0.000	0.000	0.000	0.004	-	-	0.000	0.000	0.000	0.065	-	-				0.000	0.000	0.000	1.49	-	-	0.000	0.000	0.000	1.54	-	-				0.100				
10.500	0.000	0.000	0.000	0.001	-	-	0.000	0.000	0.000	0.029	-	-				0.000	0.000	0.000	1.99	-	-	0.000	0.000	0.000	2.01	-	-				0.105				
11.000	0.000	0.000	0.000	0.001	-	-	0.000	0.000	0.000	0.012	-	-				0.000	0.000	0.000	2.49	-	-	0.000	0.000	0.000	2.49	-	-				0.110				
11.500	0.000	0.000	0.000	0.001	-	-	0.000	0.000	0.000	0.004	-	-				0.000	0.000	0.000	2.99	-	-	0.000	0.000	0.000	2.99	-	-				0.115				
12.000	0.000	0.000	0.000	0.001	-	-	0.000	0.000	0.000	0.002	-	-				0.000	0.000	0.000	3.49	-	-	0.000	0.000	0.000	3.49	-	-				0.120				
12.500	0.000	0.000	0.000	0.001	-	-					-	-				0.000	0.000	0.000	3.99	-	-					-	-				0.125				
13.000	0.000	0.000	0.000	0.001	-	-					-	-				0.000	0.000	0.000	4.49	-	-					-	-				0.130				
Totals:					0	2,400					0	0	0	0								0	50									0	0	0	0
Number of Trades:					0						0		0									0.00											0	0	

PPC (CR)

(Contract Size: 100 Securities, Exercise Style: American, Physical Delivery)

Call Options																	Put Options																
April 2026							May 2026							Other Months			April 2026					May 2026					Other Months			Exercise Price			
Open price	Price max	Price min	Last price	Closing price	Volume	Open Interest	Open price	Price max	Price min	Last price	Closing price	Volume	Open Interest	Volume	Open Interest	Open price	Price max	Price min	Last price	Closing price	Volume	Open Interest	Open price	Price max	Price min	Last price	Closing price	Volume	Open Interest		Volume	Open Interest	
9.200					-	-																											0.092
9.500					-	-																											0.095
9.600					-	-																											0.096
9.750					-	-																											0.098
10.000					-	-																											0.100
10.500					-	-																											0.105
11.000					-	-																											0.110
11.500					-	-																											0.115
12.000	0.000	0.000	0.000	7.99	-	-	0.000	0.000	0.000	0.000	8.01	-	-			0.000	0.000	0.000	0.000	0.001	-	-	0.000	0.000	0.000	0.000	0.001	-	-			0.120	
12.500	0.000	0.000	0.000	7.49	-	-	0.000	0.000	0.000	0.000	7.51	-	-			0.000	0.000	0.000	0.000	0.001	-	-	0.000	0.000	0.000	0.000	0.001	-	-			0.125	
13.000	0.000	0.000	0.000	6.99	-	-	0.000	0.000	0.000	0.000	7.01	-	-			0.000	0.000	0.000	0.000	0.001	-	-	0.000	0.000	0.000	0.000	0.001	-	-			0.130	
13.500	0.000	0.000	0.000	6.49	-	-	0.000	0.000	0.000	0.000	6.51	-	-			0.000	0.000	0.000	0.000	0.001	-	-	0.000	0.000	0.000	0.000	0.001	-	-			0.135	
14.000	0.000	0.000	0.000	5.99	-	-	0.000	0.000	0.000	0.000	6.01	-	-			0.000	0.000	0.000	0.000	0.001	-	-	0.000	0.000	0.000	0.000	0.002	-	-			0.140	
14.500	0.000	0.000	0.000	5.49	-	-	0.000	0.000	0.000	0.000	5.51	-	-			0.000	0.000	0.000	0.000	0.001	-	-	0.000	0.000	0.000	0.000	0.001	-	-			0.145	
15.000	0.000	0.000	0.000	4.99	-	-	0.000	0.000	0.000	0.000	5.02	-	-			0.000	0.000	0.000	0.000	0.001	-	-	0.000	0.000	0.000	0.000	0.002	-	-			0.150	
15.500	0.000	0.000	0.000	4.49	-	-	0.000	0.000	0.000	0.000	4.52	-	-			0.000	0.000	0.000	0.000	0.001	-	-	0.000	0.000	0.000	0.000	0.001	-	-			0.155	
16.000	0.000	0.000	0.000	3.99	-	-	0.000	0.000	0.000	0.000	4.02	-	-			0.000	0.000	0.000	0.000	0.003	-	-	0.000	0.000	0.000	0.000	0.003	-	-			0.160	
16.500	0.000	0.000	0.000	3.49	-	-	0.000	0.000	0.000	0.000	3.53	-	-			0.000	0.000	0.000	0.000	0.001	-	30	0.000	0.000	0.000	0.000	0.009	-	-			0.165	
17.000	0.000	0.000	0.000	2.99	-	45	0.000	0.000	0.000	0.000	3.04	-	-			0.000	0.000	0.000	0.000	0.001	-	-	0.000	0.000	0.000	0.000	0.023	-	-			0.170	
17.500	0.000	0.000	0.000	2.49	-	2	0.000	0.000	0.000	0.000	2.57	-	-			0.000	0.000	0.000	0.000	0.005	-	-	0.000	0.000	0.000	0.000	0.050	-	-			0.175	
18.000	0.000	0.000	0.000	1.99	-	-	0.000	0.000	0.000	0.000	2.12	-	1			0.000	0.000	0.000	0.000	0.024	-	-	0.000	0.000	0.000	0.000	0.099	-	-			0.180	
18.500	0.000	0.000	0.000	1.49	-	17	0.000	0.000	0.000	0.000	1.70	-	1			0.000	0.000	0.000	0.000	0.001	-	4	0.000	0.000	0.000	0.000	0.180	-	-			0.185	
19.000	0.000	0.000	0.000	0.994	-	7	0.000	0.000	0.000	0.000	1.33	-	-			0.000	0.000	0.000	0.000	0.002	-	-	0.000	0.000	0.000	0.000	0.304	-	-			0.190	
19.500	0.000	0.000	0.000	0.524	-	3	0.000	0.000	0.000	0.000	1.00	-	-			0.000	0.000	0.000	0.000	0.032	-	-	0.000	0.000	0.000	0.000	0.479	-	-			0.195	
20.000	0.000	0.000	0.000	0.179	-	-	0.304	0.304	0.304	0.304	0.304	15	-			0.000	0.000	0.000	0.000	0.187	-	-	1.02	1.02	1.02	1.02	1.02	15	0			0.200	
21.000	0.000	0.000	0.000	0.003	-	-	0.000	0.000	0.000	0.000	0.349	-	-			0.000	0.000	0.000	0.000	1.01	-	-	0.000	0.000	0.000	0.000	1.33	-	-			0.210	
22.000	0.000	0.000	0.000	0.001	-	-	0.000	0.000	0.000	0.000	0.146	-	-			0.000	0.000	0.000	0.000	2.01	-	-	0.000	0.000	0.000	0.000	2.13	-	-			0.220	
23.000	0.000	0.000	0.000	0.003	-	-	0.000	0.000	0.000	0.000	0.053	-	-			0.000	0.000	0.000	0.000	3.01	-	-	0.000	0.000	0.000	0.000	3.04	-	-			0.230	
24.000	0.000	0.000	0.000	0.001	-	-	0.000	0.000	0.000	0.000	0.016	-	-			0.000	0.000	0.000	0.000	4.01	-	-	0.000	0.000	0.000	0.000	4.01	-	-			0.240	
25.000	0.000	0.000	0.000	0.001	-	-	0.000	0.000	0.000	0.000	0.004	-	-			0.000	0.000	0.000	0.000	5.01	-	-	0.000	0.000	0.000	0.000	5.01	-	-			0.250	
26.000	0.000	0.000	0.000	0.001	-	-	0.000	0.000	0.000	0.000	0.001	-	-			0.000	0.000	0.000	0.000	6.01	-	-	0.000	0.000	0.000	0.000	6.01	-	-			0.260	
27.000	0.000	0.000	0.000	0.001	-	-	0.000	0.000	0.000	0.000	0.001	-	-			0.000	0.000	0.000	0.000	7.01	-	-	0.000	0.000	0.000	0.000	7.01	-	-			0.270	
28.000	0.000	0.000	0.000	0.001	-	-	0.000	0.000	0.000	0.000	0.001	-	-			0.000	0.000	0.000	0.000	8.01	-	-	0.000	0.000	0.000	0.000	8.01	-	-			0.280	
29.000	0.000	0.000	0.000	0.001	-	-	0.000	0.000	0.000	0.000	0.001	-	-			0.000	0.000	0.000	0.000	9.01	-	-	0.000	0.000	0.000	0.000	9.01	-	-			0.290	
30.000	0.000	0.000	0.000	0.001	-	-	0.000	0.000	0.000	0.000	0.001	-	-			0.000	0.000	0.000	0.000	10.01	-	-	0.000	0.000	0.000	0.000	10.01	-	-			0.300	

PPC (CR)

(Contract Size: 100 Securities, Exercise Style: American, Physical Delivery)

		Call Options														Put Options																	
		April 2026						May 2026						Other Months		April 2026						May 2026					Other Months						
Exercise Price	Open price	Price max	Price min	Last price	Closing price	Volume	Open Interest	Open price	Price max	Price min	Last price	Closing price	Volume	Open Interest	Volume	Open Interest	Open price	Price max	Price min	Last price	Closing price	Volume	Open Interest	Open price	Price max	Price min	Last price	Closing price	Volume	Open Interest	Volume	Open Interest	Exercise Price
Totals:						0	74						15	2	0	0						0	34						15	0	0	0	
Number of Trades:						0							1		0							0.00						1		0			

Lending Products	Underlying Title	Multilateral Transactions[1]					Bilateral Transactions[2]		Stock Borrowing through OTC (volume)[3]
		Open Interest[5]	Volume(Offered)	Average Weighted	Transactions volume	Average Weighted	Transactions Volume	Average Weighted	Transactions Volume
ADMIEBOR	ADMIE (IPTO) HOLDING S.A. (CR)	3,700	---	---	---	---	---	5,249,105	
AEGNBOR	AEGEAN AIRLINES (CR)	---	---	---	---	---	---	482,629	
AKTRBOR	AKTOR S.A. HOLDING CO. (CR)	---	---	---	---	---	---	798,139	
ALWNBOR	Allwyn AG (CR)	45,069	---	---	32,140	4.62%	---	9,073,200	
ALPHABOR	ALPHA BANK (CR)	8,000	---	---	---	---	---	184,254,093	
AETFBOR	ALPHA ETF FTSE Athex Large Cap	---	---	---	---	---	2,000	1.00%	2,000
AEMBOR	ALTER EGO MEDIA (CR)	---	---	---	---	---	---	---	
AIABOR	ATHENS INTL AIRPORT (CR)	1,373	---	---	---	---	---	366,894	
ACAGBOR	AUSTRIACARD (CB)	---	---	---	---	---	---	962	
OTOELBOR	AUTOHELLAS SA (CR)	7,400	---	---	---	---	---	58,136	
AVAXBOR	AVAX S.A. (CR)	7,900	---	---	---	---	---	503,473	
BYLOTBOR	BALLY'S INTRALOT (CR)	36,668	---	---	---	---	---	35,368,755	
BOCHGRBOR	BANK OF CYPRUS (CR)	---	---	---	---	---	---	496,645	
EEEBOR	CC HBC AG (CR)	1,160	---	---	---	---	---	150,824	
CENERBOR	CENERGY HOLDINGS (CB)	39,142	---	---	---	---	---	1,357,442	
CREDIABOR	CrediaBank (CR)	794	---	---	---	---	---	604,595	
DIMANDBOR	DIMAND (CR)	---	---	---	---	---	---	7,342	
ELLAKTORBOR	ELLAKTOR (CR)	53,732	---	---	---	---	---	167,680	
ELHABOR	ELVALHALCOR (CR)	11,714	---	---	---	---	---	388,864	
EUROBBOR	EUROBANK (CR)	42,382	---	---	---	---	---	120,904,707	
EYDAPBOR	EYDAP S.A. (CR)	19	---	---	---	---	---	397,133	
FOYRKBOR	FOURLIS (CR)	2,500	---	---	---	---	---	109,940	
GEKTERNABOR	GEK TERNA (CR)	12,566	---	---	---	---	---	1,145,395	
SARBOR	GR. SARANTIS S.A. (CR)	3,758	---	---	---	---	10,702	3.00%	209,679
EXAEBOR	HELLENIC EXCHANGES-A.S.E. (CR)	14,409	---	---	---	---	---	341,370	
ELPEBOR	HELLENIQ ENERGY (CR)	---	---	---	---	---	---	725,051	
INTEKBOR	IDEAL HOLDINGS (CR)	---	---	---	---	---	---	47,787	
INTRKBOR	INTRACOM HOLDINGS (CR)	---	---	---	---	---	---	248,169	
BELABOR	JUMBO SA (CR)	---	---	---	---	---	---	514,517	
KRIBOR	KRI-KRI S.A. (CR)	2,999	---	---	---	---	---	---	
LAMDABOR	LAMDA DEVELOPMENT SA (CR)	---	---	---	---	---	---	256,136	

Stock Lending Notes

[1] - Multilateral contracts Lending or Borrowing as per Methods 8-1, 8-2 and 8-3-3 (According to ATHEX BoD Resolution No.17)

[2] - Bilateral Contracts Lending or Borrowing as per Methods 8-3-1 and 8-3-2 & Contracts as per Method 4 (According to ATHEX BoD Resolution No.20)

[3] - The information concerning OTC Stock Borrowing Transactions is based on the statements of the Dematerialised Securities System (DSS) operators involved and refers to volumes that have been registered up until the previous working day.

[4] - Average Price (Volume weighted)

[5] - The Data concerning Open Interest before the start of trading session

Lending Products	Underlying Title	Open Interest[5]	Multilateral Transactions[1]				Bilateral Transactions[2]		Stock Borrowing through OTC (volume)[3]
			Volume(Offered)	Average Weighted	Transactions volume	Average Weighted	Transactions Volume	Average Weighted	Transactions Volume
MTLNBOR	METLEN PLC (CR)	16,990	---	---	---	---	---	---	1,415,799
MIGBOR	MIG (CR)	1,495	---	---	---	---	---	---	39,913
MOHBOR	MOTOR OIL (CR)	25,579	---	---	---	---	---	---	723,382
ETEBOR	NATIONAL BANK (CR)	59,465	---	---	---	---	---	---	24,065,816
NOVALBOR	NOVAL PROPERTY REIC (CR)	---	---	---	---	---	---	---	---
OPTIMABOR	OPTIMA BANK (CR)	---	---	---	---	---	---	---	4,981,763
HTOBOR	OTE (CR)	3,300	---	---	---	---	---	---	4,149,939
PPABOR	P.P.A. S.A. (CR)	4,500	---	---	---	---	5,285	10.00%	83,688
TPEIRBOR	PIRAEUS BANK (CR)	158,000	---	---	1,897	3.70%	---	---	11,754,036
PPCBOR	PPC (CR)	60,270	---	---	---	---	---	---	10,083,293
PROFBOR	PROFILE SA (CR)	---	---	---	---	---	---	---	74,526
QLCOBOR	QUALCO GROUP (CR)	---	---	---	---	---	---	---	971,776
QUESTBOR	QUEST HOLDINGS (CR)	4,191	---	---	---	---	---	---	48,196
TITCBOR	TITAN (CB)	5,481	---	---	1,617	3.70%	---	---	112,959
OLTHBOR	TPA SA (CR)	---	---	---	---	---	---	---	750
TRESTATESBOR	TRADE ESTATES REIC (CR)	---	---	---	---	---	---	---	---
VIOBOR	VIOHALCO SA/IV (CB)	---	---	---	300	3.70%	---	---	---

Stock Lending Notes

[1] - Multilateral contracts Lending or Borrowing as per Methods 8-1, 8-2 and 8-3-3 (According to ATHEX BoD Resolution No.17)

[2] - Bilateral Contracts Lending or Borrowing as per Methods 8-3-1 and 8-3-2 & Contracts as per Method 4 (According to ATHEX BoD Resolution No.20)

[3] - The information concerning OTC Stock Borrowing Transactions is based on the statements of the Dematerialised Securities System (DSS) operators involved and refers to volumes that have been registered up until the previous working day.

[4] - Average Price (Volume weighted)

[5] - The Data concerning Open Interest before the start of trading session

Sectors codification for listed companies

12003 -	ETF	10101010	Computer Services
10101015	Software	10102030	Computer Hardware
15101010	Telecommunications Equipment	15102015	Telecommunications Services
20101010	Health Care Facilities	20102010	Medical Equipment
20103015	Pharmaceuticals	30101010	Banks
30202000	Diversified Financial Services	30202010	Asset Managers & Custodians
30202015	Investment Services	30204000	Closed End Investments
30302010	Full Line Insurance	30302015	Insurance Brokers
30302025	Property and Casualty Insurance	35101010	Real Estate Holding and Development
35101015	Real Estate Services	35102000	Diversified REITs
35102045	Retail REITs.	40202015	Household Furnishings
40202020	Household Appliance	40203040	Electronic Entertainment
40204020	Clothing & Accessories	40301010	Entertainment
40301030	Publishing	40301035	Radio & TV Broadcasters
40401010	Diversified Retailers	40401020	Apparel Retailers
40401025	Home Improvement Retailers	40401030	Specialty Retailers
40501010	Airlines	40501015	Travel & Tourism
40501020	Casinos & Gambling	40501025	Hotels & Motels
45101015	Distillers & Vintners	45101020	Soft Drinks
45102010	Farming Fishing Ranching & Plantations	45102020	Food Products
45103010	Tobacco	45201010	Food Retailers & Wholesalers
45201020	Personal Products	50101010	Construction
50101020	Building Roof/Wallboard and Plumbing	50101030	Cement
50101035	Building Materials: Other	50202010	Electrical Components
50203015	Plastics	50203030	Containers & Packaging
50204000	Machinery: Industrial	50204020	Machinery: Construction & Handling
50205010	Industrial Suppliers	50205020	Back Office Support HR & Consulting
50205030	Forms & Bulk Printing Services	50206015	Commercial Vehicles & Parts
50206030	Marine Transportation	50206060	Transportation Services
55101000	Diversified Materials	55101020	Textile Products
55102000	General Mining	55102010	Iron & Steel
55102015	Metal Fabricating	55102035	Aluminum
60101020	Oil Refining and Marketing	65101010	Alternative Electricity
65101015	Conventional Electricity	65102000	Multi-Utilities
65102030	Water		

ATHEXGROUP

Athens Exchange Group

Λεωφ. Αθηνών 110 | 104 42 Αθήνα
110 Athinon Ave | 104 42 Athens GR
T +30 210 3366 800
www.athexgroup.gr