

26

Ημερήσιο Δελτίο
Συναλλακτικής Δραστηριότητας

Daily Official List
of Trading Activity



Disclaimer:

Hellenic Exchanges-Athens Stock Exchange S.A endeavours to ensure that the data and other material ("Information") presented on the Daily Official List are accurate and complete, but it is not liable for any errors or omissions of data or /and for the accuracy, credibility, updating and completeness of the aforesaid information nor it has any liability arising directly or indirectly from the use of the above Information.

The Company is not liable for the accuracy of the data included in listed companies' announcements. Only the sender of such an announcement is fully and solely liable for any infringement of third party's rights from the content of such announcement. All contents of the Daily Official List are provided only for information purposes and do not constitute investment advice or solicitation to invest in securities or other products listed for trading on the Exchange.

You acknowledge and agree that the Company is the owner of any property rights related to any Information appearing on the Daily Official List including intellectual property rights copyright, trademarks, etc.

The above data are a property of the Hellenic Exchanges-Athens Exchange and are copyright protected. Users are forbidden to reproduce, modify, copy, sale, transmit or redistribute, by all reproduction means and methods, part or the whole of the above data, without reference to their source.

The commercial exploitation of these data is, also, forbidden by third parties. Hellenic Exchanges-Athens Exchange does not carry any responsibility, direct or indirect, derived from usage or accidental alteration of the above data when used by third parties.

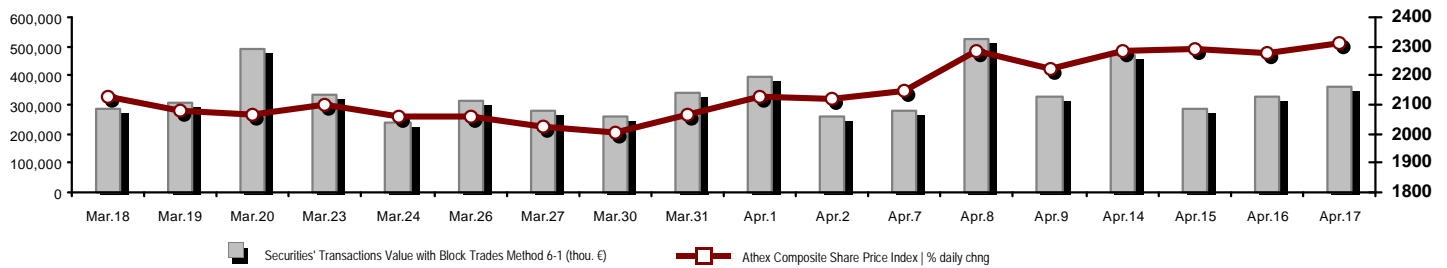
Hellenic Exchanges – Athens Stock Exchange S.A.

110 Athinon Ave., 10442 Athens, Tel: (210) 33.66.800, Fax: (210) 32.13.938

www.athexgroup.gr

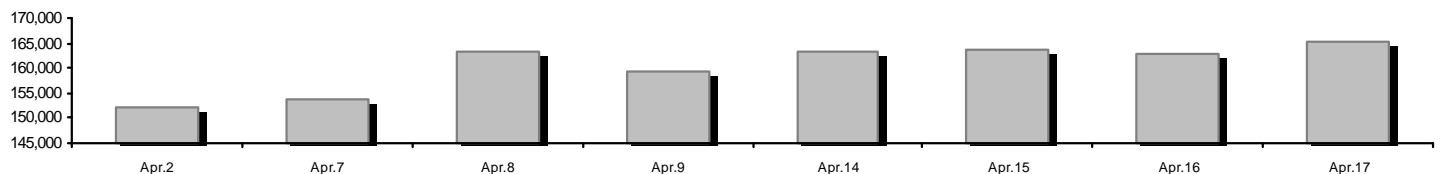
Summary of Markets

Athex Composite Share Price Index vs Shares and Derivatives Transactions Value

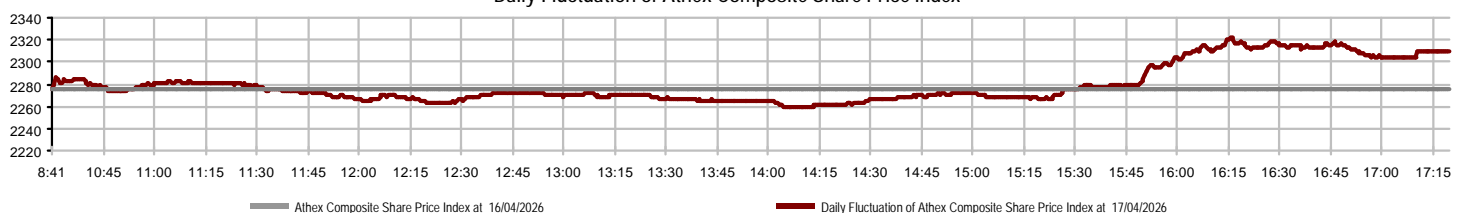


Athex Capitalisation (mill. €) **: 165,054.25	Derivatives Total Open Interest: 1,724,742
Daily change: mill. € %: 2,376.29 1.46%	in Index Futures % daily chng: 9,448 0.23%
Yearly Avg Capitalisation: mill. € % chng prev year Avg: 153,503.06 20.21%	in Stock Futures % daily chng: 1,706,544 -0.07%
Athex Composite Share Price Index % daily chng: 2,309.10 1.50%	in Index Options % daily chng: 4,842 8.13%
Athex Composite Share Price Index Capitalisation (mill. €): 154,878.15	in Stock Options % daily chng: 3,908 1.19%
Daily change (mill. €): 2,235.45	
Securities' Transactions Value with Block Trades Method 6-1 (t): 364,361.15	Derivatives Contracts Volume: 41,474
Daily change: %: 37,106.77 11.34%	Daily change: pieces %: 4,424 11.94%
YtD Avg Trans. Value: thou. € % chng prev year Avg: 368,795.46 70.68%	YtD Avg Derivatives Contracts % chng prev year Avg: 86,804 50.75%
Blocks Transactions Value of Method 6-1 (thou. €): 31,832.71	Derivatives Trades Number: 3,341
Blocks Transactions Value of Method 6-2 & 6-3 (thou. €): 219.60	Daily change: number %: 620 22.79%
Bonds Transactions Value (thou.€): 866.19	YtD Avg Trades number % chng prev year Avg: 3,187 44.12%
Securities' Transactions Volume with Block Trades Method 6-1 (tho): 52,810.29	Lending Total Open Interest: 642,694
Daily change: thou. pieces %: 4,589.93 9.52%	Daily change: pieces %: 8,138 1.28%
YtD Avg Volume: % chng prev year Avg: 57,149.16 37.09%	Lending Volume (Multilateral/Bilateral): 56,366
Blocks Transactions Volume of Method 6-1 (thou. Pieces): 3,845.58	Daily change: pieces %: 2,425
Blocks Transactions Volume of Method 6-2 & 6-3 (thou. Pieces): 7.48	Multilateral Lending: 49,366
Bonds Transactions Volume: 870,000	Bilateral Lending: 7,000
Securities' Trades Number with Block Trades Method 6-1: 79,655	Lending Trades Number: 11
Daily change: number %: 6,443 8.80%	Daily change: %: 1
YtD Avg Trades number % chng prev year Avg: 78,332 56.33%	Multilateral Lending Trades Number: 8
Number of Blocks Method 6-1: 30	Bilateral Lending Trades Number: 3
Number of Blocks Method 6-2 & 6-3: 4	
Number of Bonds Transactions: 182	

Athex Capitalisation (mill. €) **



Daily Fluctuation of Athex Composite Share Price Index



Athex Indices

Index name	17/04/2026	16/04/2026	pts.	%	Min	Max	Year min	Year max	Year change
Athex Composite Share Price Index	2,309.10 #	2,274.98	34.12	1.50%	2,258.66	2,322.13	1,998.09	2,407.09	8.88% #
Athex Composite Index Total Return Index	4,565.53 #	4,498.06	67.47	1.50%	4,465.80	4,591.29	3,942.63	4,745.66	9.23% #
Athex ESG Index	2,747.54 #	2,702.68	44.86	1.66%	2,683.60	2,764.01	2,361.87	2,867.98	9.80% #
ATHEX Small Cap Price Index	2,409.04 #	2,380.75	28.29	1.19%	2,378.13	2,409.04	2,193.29	2,627.20	-5.48% €
ATHEX EN.A. Growth Price Index	18,968.72 #	18,664.65	304.07	1.63%	18,664.65	19,001.59	16,564.67	20,788.55	-4.13% €
FTSE/Athex Large Cap	5,885.50 #	5,787.55	97.95	1.69%	5,744.97	5,922.43	5,057.48	6,153.73	9.99% #
FTSE/Athex Mid Cap Index	2,854.23 #	2,823.92	30.31	1.07%	2,822.59	2,854.23	2,510.28	2,906.28	1.03% #
FTSE/ATHEX High Dividend Yield Index	4,879.15 #	4,854.14	25.01	0.52%	4,826.32	4,894.27	4,495.63	5,149.57	-1.27% €
FTSE/Athex Market Index	1,390.65 #	1,366.21	24.44	1.79%	1,357.07	1,398.97	1,190.89	1,449.15	10.28% #
FTSE/Athex Banks	2,716.72 #	2,616.99	99.73	3.81%	2,607.99	2,741.24	2,143.30	2,859.37	18.43% #
FTSE/ATHEX TECHNOLOGY & TELECOMMUNICAT	6,733.30 €	6,761.71	-28.41	-0.42%	6,714.72	6,784.92	6,027.65	6,900.98	-0.61% €
FTSE/ATHEX HEALTH CARE	5,879.50 #	5,774.46	105.04	1.82%	5,706.52	5,939.04	4,884.62	6,137.55	15.71% #
FTSE/ATHEX FINANCIAL SERVICES	12,699.29 #	12,234.38	464.91	3.80%	12,193.67	12,813.38	10,029.11	13,356.35	18.38% #
FTSE/ATHEX REAL ESTATE	5,424.32 #	5,397.71	26.61	0.49%	5,379.68	5,437.37	5,093.00	5,898.28	-3.42% €
FTSE/ATHEX CONSUMER DISCRETIONARY	4,953.92 #	4,874.20	79.72	1.64%	4,851.03	4,977.45	4,472.82	5,876.98	-15.18% €
FTSE/ATHEX CONSUMER STAPLES	9,938.59 €	9,997.40	-58.81	-0.59%	9,792.88	10,019.34	8,640.95	10,243.39	12.78% #
FTSE/ATHEX INDUSTRIALS	12,003.77 #	11,908.50	95.27	0.80%	11,785.42	12,038.29	10,051.45	12,182.07	19.42% #
FTSE/ATHEX BASIC MATERIALS	10,969.53 #	10,581.74	387.79	3.66%	10,551.69	11,018.55	8,778.94	11,861.41	15.15% #
FTSE/ATHEX ENERGY & UTILITIES	6,762.58 €	6,872.31	-109.73	-1.60%	6,751.22	6,915.30	6,127.28	7,506.29	-1.67% €
Athex All Share Index	524.35 #	516.80	7.55	1.46%	524.35	524.35	460.14	542.74	8.27% #
Hellenic Mid & Small Cap Index	3,120.01 #	3,089.78	30.23	0.98%	3,072.26	3,120.01	2,761.30	3,120.01	7.76% #
FTSE/Athex Large Cap Total Return	10,563.32 #	10,387.52	175.80	1.69%			9,100.35	11,012.64	10.34% #
FTSE/Athex Mid Cap Total Return	4,095.14 #	4,051.65	43.49	1.07%			3,625.91	4,168.37	1.03% #
MSCI GREECE REBASED	9,506.42 #	9,244.41	262.01	2.83%	9,195.14	9,596.27	7,755.87	10,138.65	11.01% #
Hellenic Corporate Bond Index	144.31 #	144.21	0.10	0.07%			143.28	145.27	-0.03% €
Hellenic Corporate Bond Price Index	92.88 #	92.83	0.05	0.06%			92.37	93.97	-1.13% €

Note 1: FTSE/Med 100, Hellenic Corporate Bond Price Index and Hellenic Corporate Bond Index closing prices refer to the previous trading day of 15/04/2026.

Note 2: The Hellenic Mid & Small Cap Index is a Customized index calculated by the Athens Exchange.

Analytic Figures for Athex Market's Boards and Categories

	Total Traded Securities	Main Market	Surveillance	Exchange Traded Funds (ETFs)
Totals	122	121	0	1
Gain / Lose / Same:	82 / 24 / 16	81 / 24 / 16	0 / 0 / 0	1 / 0 / 0
Athex Capitalisation (mill. €) **	165,054.25	165,051.54	2.71	
Daily Average Trans/ons Value(thou.€)	368,795.46	368,704.47	5.48	492.03
Transactions Value	364,580.76	364,330.34	0.00	250.42
Main Board:	332,528.44	332,278.03	0.00	250.42
Blocks Board 6_2_3:	32,052.32	32,052.32	0.00	0.00
Forced Sales Board:	0.00	0.00	0.00	0.00
Special Terms Board:	0.00	0.00	0.00	0.00
Daily Average Transactions Volume	57,149,157	57,191,497	5,787	8,664
Transactions Volume	52,817,770	52,813,498	0	4,272
Main Board:	48,964,715	48,960,443	0	4,272
Blocks Board 6_2_3:	3,853,055	3,853,055	0	0
Forced Sales Board:	0	0	0	0
Special Terms Board:	0	0	0	0
Daily Average Number of Trades	78,332	78,157	12	166
Number of Trades	79,659	79,565	0	94
Main Board:	79,625	79,531	0	94
Blocks Board 6_2_3:	34	34	0	0
Forced Sales Board:	0	0	0	0
Special Terms Board:	0	0	0	0

Trading Details by Athex Sectors and Financial Instruments (ETFs)

Code	Sectors	Gain / Lose / Same	Number of Trades	Transactions Volume	Transactions Value	% of Total Trans. Value
3010	- Banks	8 / 0 / 0	33,265	40,996,175	216,008,246.80	59.25%
5510	- Basic Resources	9 / 1 / 2	2,222	631,794	4,920,111.11	1.35%
5010	- Construction & Materials	6 / 3 / 3	7,077	1,482,946	26,988,137.51	7.40%
4020	- Consumer Products & Services	2 / 0 / 0	29	21,538	6,782.17	0.00%
6010	- Energy	1 / 2 / 1	5,304	952,910	15,978,592.69	4.38%
12000	- Financial Instruments	1 / 0 / 0	94	4,272	250,416.00	0.07%
3020	- Financial Services	2 / 2 / 1	506	84,601	677,456.25	0.19%
4510	- Food Beverage & Tobacco	2 / 1 / 2	436	81,191	3,243,699.35	0.89%
2010	- Health Care	3 / 0 / 0	190	174,386	246,451.21	0.07%
5020	- Industrial Goods & Services	13 / 3 / 1	3,987	809,167	10,906,371.79	2.99%
3030	- Insurance	2 / 0 / 0	231	117,174	376,725.95	0.10%
4030	- Media	2 / 0 / 1	298	92,994	402,097.84	0.11%
4520	- Personal Care, Drug & Grocery Stores	1 / 1 / 0	604	45,976	641,529.90	0.18%
3510	- Real Estate	6 / 4 / 2	2,551	686,993	3,507,392.27	0.96%
4040	- Retail	6 / 1 / 3	3,337	799,975	13,756,131.79	3.77%
1010	- Technology	11 / 1 / 0	1,502	434,081	1,942,194.83	0.53%
1510	- Telecommunications	1 / 1 / 0	2,150	474,494	8,500,146.22	2.33%
4050	- Travel & Leisure	4 / 1 / 0	6,786	3,224,589	18,774,582.20	5.15%
6510	- Utilities	2 / 3 / 0	9,090	1,702,514	37,453,692.74	10.27%

Top 10 best & worst performing Shares

Main Market

With positive Price change	Closing price	change	With negative Price change	Closing price	change
INTERTECH SA (CR)	1.44	5.88% #	MOTOR OIL (CR)	36.52	-3.39% ☒
ALPHA BANK (CR)	3.933	5.56% #	PPC (CR)	18.72	-2.19% ☒
OPTIMA BANK (CR)	9.63	4.90% #	INTERWOOD-XYLEMPORIA (CR)	0.256	-1.92% ☒
CrediaBank (CR)	1.22	4.81% #	QUEST HOLDINGS (CR)	6.9	-1.85% ☒
ELVALHALCOR (CR)	4.2	4.74% #	GR. SARANTIS S.A. (CR)	15.3	-1.67% ☒
EUROBANK (CR)	4.08	4.40% #	OTE (CR)	17.92	-1.54% ☒
QUALITY & RELIABILITY SA (CR)	1.23	4.24% #	PRODEA (CR)	6.05	-0.82% ☒
ATTICA HOLDINGS (CR)	1.74	4.07% #	PETROPOULOS PETROS (CR)	7.86	-0.76% ☒
SPACE HELLAS SA (CR)	6.9	3.92% #	METLEN PLC (CR)	36.3	-0.55% ☒
Y/KNOT (CR)	1.07	3.88% #	GEK TERNA (CR)	40.9	-0.39% ☒
With the highest Transactions Value	Value (thou. €)	change	With the highest Transactions Volume	Volume	change
EUROBANK (CR)	51,557.38	4.40% #	EUROBANK (CR)	12,838,440	4.40% #
PIRAEUS BANK (CR)	50,952.80	3.48% #	ALPHA BANK (CR)	12,763,174	5.56% #
ALPHA BANK (CR)	49,517.49	5.56% #	PIRAEUS BANK (CR)	5,966,472	3.48% #
NATIONAL BANK (CR)	43,495.70	2.81% #	CrediaBank (CR)	4,988,282	4.81% #
METLEN PLC (CR)	18,760.48	-0.55% ☒	NATIONAL BANK (CR)	2,911,294	2.81% #
PPC (CR)	17,390.64	-2.19% ☒	BALLY'S INTRALOT (CR)	1,798,373	1.64% #
GEK TERNA (CR)	14,403.90	-0.39% ☒	BANK OF CYPRUS (CR)	1,211,966	2.95% #
Allwyn AG (CR)	13,599.99	-0.07% ☒	Allwyn AG (CR)	984,893	-0.07% ☒
JUMBO SA (CR)	12,250.19	2.96% #	PPC (CR)	925,535	-2.19% ☒
BANK OF CYPRUS (CR)	11,524.70	2.95% #	HELLENIQ ENERGY (CR)	687,194	-0.26% ☒

Note: Stocks that are not included in the "Under Supervision" category, and the transactions value is more than 10,000 €.

Derivatives Summary

	Number of Trades	Volume	Open Interest
Index Futures	491	4,780	9,448
FTSE/Athex Banks	10	125	3,164
FTSE/Athex Large Cap	477	4,615	6,284
MSCI GREECE REBASED	4	40	0
Stock Futures	2,801	35,932	1,706,544
ADMIE (IPTO) HOLDING S.A. (CR)	0	0	8,156
AEGEAN AIRLINES (CR)	66	214	2,451
AKTOR S.A. HOLDING CO. (CR)	23	119	97,052
Allwyn AG (CR)	50	73	5,080
ALPHA BANK (CR)	647	15,433	59,960
ATHENS INTL AIRPORT (CR)	2	6	286
AUTOHELLAS SA (CR)	2	6	126
AVAX S.A. (CR)	17	58	2,217
BALLY'S INTRALOT (CR)	72	3,078	1,273,695
BANK OF CYPRUS (CR)	13	94	689
CC HBC AG (CR)	3	5	89
CENERGY HOLDINGS (CB)	41	183	3,718
CrediaBank (CR)	155	2,333	69,481
ELLAKTOR (CR)	8	56	1,603
ELVALHALCOR (CR)	61	282	2,876
EUROBANK (CR)	202	3,988	23,547
EYDAP S.A. (CR)	22	120	13,025
FOURLIS (CR)	11	46	2,903
GEK TERNA (CR)	21	70	5,080
HELLENIC EXCHANGES-A.S.E. (CR)	18	80	326
HELLENIQ ENERGY (CR)	70	291	4,255
INTRACOM HOLDINGS (CR)	41	120	11,983
JUMBO SA (CR)	27	74	4,169
LAMDA DEVELOPMENT SA (CR)	132	773	19,643
METLEN PLC (CR)	184	574	14,313
MIG (CR)	0	0	144
MOTOR OIL (CR)	22	62	236
NATIONAL BANK (CR)	135	704	11,399
OPTIMA BANK (CR)	19	63	489
OTE (CR)	5	14	883
P.P.A. S.A. (CR)	1	1	40
PIRAEUS BANK (CR)	421	5,590	45,848
PPC (CR)	220	1,100	18,283
QUEST HOLDINGS (CR)	3	8	233
TITAN (CB)	14	44	387
VIOHALCO SA/NV (CB)	73	270	1,879
Index Options	39	676	4,842
FTSE/Athex Large Cap	39	676	4,842
Stock Options	10	86	3,908
Allwyn AG (CR)	0	0	598
ALPHA BANK (CR)	0	0	98
NATIONAL BANK (CR)	4	55	364
OTE (CR)	0	0	258
PIRAEUS BANK (CR)	0	0	2,450
PPC (CR)	6	31	140
Total Derivatives Traded	3,341	41,474	1,724,742

Number of Outstanding Securities	Nominal Value	Dividends [1]			Date of Last Coupon		Note	Shares	Closing price	% change	Previous closing price/date	Open price	Price min	Price max	Last price	Avg price	Last Bid [7]	Last Ask [7]	P/E after tax	Year	Volume	Trades	Transactions Value[8]	Company Mkt Value (thou. €)	Year low	Year high	Sector[4]	
2023	2024	2025	Dividend [2]	Right																								
804,287,662	0.300	1.6123	1.4029	0.5	08/04/2026	25/06/2024	---	Allwyn AG (CR)	13.795	-0.07	€ 13.805	16/04/2026	13.805	13.61	14.03	13.795	13.809	24@13.79	25000@13.90	---	---	984,893	3,904	13,599,991.421	1,095,148.30	13.09	19.03	40501020
2,315,261,358	0.290	0.026	0.0303	0.0485	01/12/2025	18/04/2017	---	ALPHA BANK (CR)	3.933	5.56	# 3.726	16/04/2026	3.745	3.725	3.986	3.933	3.88	1800@3.91	94765@3.93	---	---	12,763,174	7,516	49,517,485.61	9,105,922.92	2.95	4.489	30101010
58,492,542	1.00	---	0.1	---	23/06/2025	27/01/2025	---	ALTER EGO MEDIA (CR)	5.38	0.56	# 5.35	16/04/2026	5.35	5.23	5.42	5.38	5.318	310@5.28	100@5.42	---	---	73,909	241	393,055.99	314,689.88	4.88	6.425	40301035
36,353,868	1.00	0.1	0.11	---	01/07/2025	21/08/2023	---	AUSTRIACARD (CB)	7.3	1.95	# 7.16	16/04/2026	7.16	7.13	7.34	7.3	7.231	94@7.28	146@7.30	---	---	29,235	156	211,399.53	265,383.24	6.04	8.28	10101010
48,624,764	0.080	0.7	0.85	---	10/04/2025	05/12/2022	---	AUTOHELLAS SA (CR)	12.34	---	~ 12.34	16/04/2026	12.34	12.2	12.4	12.34	12.304	12@12.32	280@12.40	---	---	62,401	311	767,799.72	600,029.59	10.68	13.44	40401030
1,867,802,694	0.300	---	---	---	30/05/2013	10/10/2023	---	BALLY'S INTRALOT (CR)	1.055	1.64	# 1.038	16/04/2026	1.028	1.028	1.056	1.055	1.045	2821@1.05	10050@1.06	---	---	1,798,373	835	1,880,039.70	1,970,531.84	0.822	1.1	40501020
435,686,031	0.100	---	0.48	0.2	22/09/2025	23/09/2024	---	BANK OF CYPRUS (CR)	9.58	2.95	# 9.305	16/04/2026	9.265	9.265	9.68	9.58	9.509	3599@9.51	30@9.59	---	---	1,211,966	1,573	11,524,699.11	4,173,872.18	7.94	9.84	30101010
212,384,903	0.08	0.14	---	---	24/06/2025	07/12/2016	---	CENERGY HOLDINGS (CB)	21.18	3.02	# 20.56	16/04/2026	20.86	20.36	21.4	21.18	20.998	221@21.10	2003@21.20	---	2025	270,317	1,338	5,676,163.06	4,498,312.25	15.12	22.35	50202010
373,239,562	6.70	0.93	1.03	---	29/05/2025	29/04/2013	---	CC HBC AG (CR)	50.7	-0.20	€ 50.8	16/04/2026	50.4	49.85	50.7	50.7	50.253	1444@50.70	228@50.80	---	---	52,194	261	2,622,902.2018	923,245.79	42.5	55.75	45101020
1,993,012,407	0.050	---	---	---	04/06/2008	16/10/2024	---	CrediaBank (CR)	1.22	4.81	# 1.164	16/04/2026	1.164	1.146	1.246	1.22	1.192	6000@1.21	6350@1.23	---	---	4,988,282	2,390	5,945,732.16	2,431,475.14	0.871	1.722	30101010
3,631,510,801	0.220	0.0933	0.105	0.0468	06/11/2025	20/05/2019	---	EUROBANK (CR)	4.08	4.40	# 3.908	16/04/2026	3.965	3.872	4.12	4.08	4.016	5000@4.08	29040@4.08	---	---	12,838,440	8,052	51,557,376.074	816,564.07	3.162	4.392	30101010
51,889,670	1.00	0.12	0.15	---	27/06/2025	23/07/2019	---	FOURLIS (CR)	4.96	3.33	# 4.8	16/04/2026	4.78	4.78	4.96	4.96	4.9	1007@4.86	11845@4.98	---	---	82,346	339	403,522.42	257,372.76	4.04	4.98	40401010
305,635,185	2.18	0.9	0.75	0.2	19/01/2026	01/10/2003	---	HELLENIO ENERGY (CR)	9.72	-0.26	€ 9.745	16/04/2026	9.755	9.31	9.9	9.72	9.738	3161@9.72	1500@9.75	---	---	687,194	2,557	6,691,897.59	2,970,774.00	8.4	10.4	60101020
83,600,000	0.690	0.0504	0.1209	---	22/09/2025	02/07/2024	---	INTRACOM HOLDINGS (CR)	3.08	1.32	# 3.04	16/04/2026	3.07	3.04	3.1	3.08	3.081	2300@3.08	1005@3.09	---	---	98,616	361	303,838.97	257,488.00	2.685	3.85	10101010
134,365,561	0.880	1.4726	0.5063	---	23/03/2026	05/03/2014	---	JUMBO SA (CR)	24.38	2.96	# 23.68	16/04/2026	23.38	23.3	24.6	24.38	24.063	1780@24.38	3383@24.40	---	---	509,097	2,308	12,250,185.38	3,275,832.38	21.82	28.7	40401010
176,736,715	0.300	---	---	---	30/05/2007	27/11/2019	---	LAMDA DEVELOPMENT SA (CR)	6.31	-0.16	€ 6.32	16/04/2026	6.37	6.24	6.4	6.31	6.32	3976@6.30	101@6.32	---	---	445,842	1,883	2,817,676.39	1,115,208.67	5.85	7.76	35101010
169,043,561	0.300	---	0.02	---	17/07/2025	28/11/2022	---	LAVIPHARM SA (CR)	1.42	2.01	# 1.392	16/04/2026	1.402	1.366	1.45	1.42	1.403	300@1.41	467@1.41	---	---	169,815	137	238,279.25	240,041.86	0.937	1.46	20103015
143,022,980	1.00	---	---	---	04/08/2025	---	---	METLEN PLC (CR)	36.3	-0.55	€ 36.5	16/04/2026	36.5	35.86	36.9	36.3	36.4	40@36.24	2000@36.46	---	---	515,404	3,951	18,760,480.22	5,191,734.17	31.9	47.68	65102000
126,502,434	0.500	0.0304	0.0302	---	15/05/2025	28/07/2021	---	PREMIA (CR)	1.374	2.54	# 1.34	16/04/2026	1.346	1.338	1.378	1.374	1.353	170@1.36	316@1.37	---	---	105,883	236	143,218.17	173,814.34	1.236	1.49	35102000
24,823,934	0.230	0.049	0.0647	---	01/07/2025	08/06/2022	---	PROFILE SA (CR)	7.54	0.40	# 7.51	16/04/2026	7.49	7.38	7.54	7.54	7.473	73@7.50	104@7.54	---	---	59,050	213	441,273.60	187,172.46	6	8.12	10101010
70,029,804	1.00	---	---	---	15/05/2025	---	---	QUALCO GROUP (CR)	5.95	0.17	# 5.94	16/04/2026	5.95	5.89	5.98	5.95	5.945	1550@5.93	413@5.97	---	---	43,994	163	261,530.39	416,677.33	5.08	6.73	10101015
35,377,749	0.280	---	---	---	18/07/2005	22/12/2025	---	QUALITY & RELIABILITY SA (CR)	1.23	4.24	# 1.18	16/04/2026	1.2	1.192	1.234	1.23	1.21	20@1.23	1040@1.23	---	---	102,153	177	123,604.60	43,514.63	1	1.43	10101010
78,325,475	0.85	3	---	---	30/06/2025	23/07/2019	---	TITAN (CB)	47.7	0.21	# 47.6	16/04/2026	47.6	46.82	48.82	47.7	47.902	611@47.68	9@47.80	---	---	191,868	2,060	9,190,904.48	3,736,125.16	42.6	59	50101030
259,189,761	0.12	0.16	---	---	24/06/2025	26/02/2016	---	VIOHALCO SA/NV (CB)	14.8	3.79	# 14.26	16/04/2026	14.26	14.12	14.98	14.8	14.719	1205@14.80	500@14.90	---	---	228,166	709	3,358,361.78	3,836,008.46	11.4	15.78	55102015
148,321,516	0.300	0.03	0.07	---	02/09/2025	22/01/2020	---	AVAX S.A. (CR)	3.24	2.37	# 3.165	16/04/2026	3.18	3.145	3.255	3.24	3.182	504@3.24	1500@3.25	---	---	347,429	522	1,105,589.60	480,561.71	2.79	3.645	50101010
232,000,000	2.12	0.0582	0.1207	0.1207	25/09/2025	19/06/2017	---	ADMIE (IPTO) HOLDING S.A. (CR)	3.06	-0.16	€ 3.065	16/04/2026	3.1	3.045	3.1	3.06	3.064	8332@3.06	57@3.07	---	2025	170,353	350	522,023.64	709,920.00	2.76	3.125	65101015
90,167,100	0.500	0.7515	0.8041	---	20/05/2025	24/05/2021	---	AEGEAN AIRLINES (CR)	13.66	3.09	# 13.25	16/04/2026	13.25	13.11	13.72	13.66	13.326	100@13.62	168@13.66	---	---	227,856	1,594	3,036,409.77	1,231,682.59	10.8	15.36	40501010
204,002,463	0.300	---	---	---	12/08/2008	07/01/2025	---	AKTOR S.A. HOLDING CO. (CR)	11.16	1.46	# 11	16/04/2026	11	10.84	11.16	11.16	11.04	202@11.14	5645@11.18	---	---	141,596	664	1,563,213.60	2,276,667.49	9.25	11.7	50101010
103,423,291	0.570	---	0.4134	---	25/06/2025	28/08/2024	---	GEK TERNA (CR)	40.9	-0.39	€ 41.06	16/04/2026	41.06	40.18	41.3	40.9	40.742	476@40.88	303@40.96	---	---	353,540	3,007	14,403,897.90	4,230,012.60	25.28	41.3	50101010
369,270,000	2.48	0.25	0.4	---	21/07/2025	12/12/2001	---	PPC (CR)	18.72	-2.19	€ 19.14	16/04/2026	19.11	18.48	19.33	18.72	18.79	10227@18.71	960@18.81	---	---	925,535	4,150	17,390,643.75	6,912,734.40	16.28	20.56	65101015
309,544,087	1.00	0.33	0.7862	---	23/04/2025	07/02/2024	---	ATHENS INTL AIRPORT (CR)	11.01	1.29	# 10.87	16/04/2026	10.99	10.78	11.03	11.01	10.895	485@10.95	843@11.02	---	2025	277,495	1,849	3,023,338.00	3,408,080.40	9.92	12	50206060
914,715,153	1.00	0.3643	0.4442	0.221	10/11/2025	29/08/2018	---	NATIONAL BANK (CR)	15.01	2.81	# 14.6	16/04/2026	14.8	14.54	15.21	15.01	14.94	7235@15.01	4692@15.02	---	---	2,911,294	4,846	43,495,698.841	3,729,874.45	12.06	16.005	30101010
27,728,682	0.260	(0.06)	0.065	---	14/07/2025	24/07/2024	---	EKTER SA (CR)	3.99	0.25	# 3.98	16/04/2026	3.98	3.95	4.035	3.99	4.005	389@3.99	1500@4.00	---	---	73,270	204	293,451.64	110,637.44	3.28	4.59	50101010
375,241,586	0.390	0.04	0.0901	---	26/06/2025	14/07/2006	---	ELVALHALCOR (CR)	4.2	4.74	# 4.01	16/04/2026	4.095	3.975	4.23	4.2	4.086	3@4.20	2200@4.23	---	---	325,820	1,222	1,331,200.79	1,576,014.66	3.21	5.07	55102015
348,192,005	0.040	---	---	0.5029	22/12/2025	24/03/2025	---	ELLAKTOR (CR)																				

Daily Official List

Year: 147 Trading Day No: 69

Section 2: Analytic Figures of Shares Transactions

Friday, 17 April, 2026

Number of Outstanding Securities	Nominal Value	Dividends [1]			Date of Last Coupon		Note	Shares	Closing price	% change	Previous closing price/date	Open price	Price min	Price max	Last price	Avg price	Last Bid [7]	Last Ask [7]	P/E after tax	Year	Volume	Trades	Transactions Value[8]	Company Mkt Value (thou. €)	Year low	Year high	Sector[4]	
2023	2024	2025	Dividend [2]	Right																								
63,700,000	0.780	0.2313	0.3139	---	02/05/2025	13/06/2018	---	GR. SARANTIS S.A. (CR)	15.3	-1.67	€ 15.56	16/04/2026	15.56	15.06	15.74	15.3	15.277	1062@15.20	1474@15.30	---	---	40,686	566	621,560.88	974,610.00	12.92	15.74	45201020
221,322,426	1.15	(0.1467)	(0.19)	---	23/06/2025	09/07/2025	---	OPTIMA BANK (CR)	9.63	4.90	# 9.18	16/04/2026	9.22	9.08	9.63	9.63	9.432	41@9.55	1131@9.63	---	---	311,906	1,124	2,941,892.46	2,131,334.96	7.59	10.1	30101010
1,235,953,028	0.930	0.0632	---	---	10/07/2024	03/06/2025	---	PIRAEUS BANK (CR)	8.674	3.48	# 8.382	16/04/2026	8.38	8.31	8.78	8.674	8.54	11000@8.60	1119@8.68	---	---	5,966,472	7,715	50,952,798.25	50,720,656.56	6.53	8.99	30101010

Main Market - Medium Liquidity Class

13,126,020	0.660	0.1376	0.1713	---	16/12/2025	04/09/2020	---	AS COMPANY SA (CR)	4.36	3.32	# 4.22	16/04/2026	4.145	4.145	4.37	4.36	4.286	41@4.34	5470@4.36	---	---	22,193	72	95,112.96	57,229.45	3.62	4.37	40401030
14,000,000	1.95	0.26	0.5	---	24/06/2025	26/03/2024	---	ALPHA REAL ESTATE (CR)	7.3	0.83	# 7.24	16/04/2026	7.26	7.26	7.3	7.3	7.293	100@7.26	100@7.32	---	---	3,550	57	25,889.00	102,200.00	6.94	7.58	35101015
3,150,744	0.360	0.563	0.5842	---	27/05/2025	02/06/2020	---	ALPHA TRUST HOLDINGS (CR)	19.7	-0.25	€ 19.75	16/04/2026	19.75	19.65	19.75	19.7	19.681	141@19.65	250@19.80	---	---	5,325	28	104,801.90	62,069.66	11.9	20	30202010
243,164,193	0.300	0.07	0.07	---	12/09/2025	05/12/2023	---	ATTICA HOLDINGS (CR)	1.74	4.07	# 1.672	16/04/2026	1.728	1.688	1.746	1.74	1.728	700@1.72	708@1.74	---	---	46,586	180	80,479.10	423,105.70	1.5	2.06	40501015
178,157,803	0.040	---	---	---	01/07/2008	21/02/2020	---	AVE (CR)	0.459	0.44	# 0.457	16/04/2026	0.459	0.445	0.459	0.459	0.453	100@0.453	2447@0.459	---	---	18,639	49	8,440.64	81,774.43	0.423	0.49	40301010
47,149,827	2.10	---	0.135	0.08	05/11/2025	27/12/2024	---	BRIQ PROPERTIES (CR)	3.05	---	~ 3.05	16/04/2026	3.06	3.05	3.07	3.05	3.061	14301@3.05	3500@3.08	---	---	13,203	29	40,412.65	143,806.97	2.86	3.12	35102000
101,123,806	0.360	---	---	---	22/07/2010	28/06/2011	---	CENTRIC HOLDINGS (CR)	0.316	2.93	# 0.307	16/04/2026	0.312	0.308	0.317	0.316	0.314	1800@0.307	10000@0.317	---	---	21,480	24	6,748.12	31,955.12	0.276	0.42	40203040
784,500	10.00	0.5008	0.4	0.15	02/12/2025	31/07/2018	---	CNL CAPITAL (CR)	6.75	-2.88	€ 6.95	16/04/2026	6.9	6.6	6.9	6.75	6.742	100@6.70	200@6.80	---	2024	670	10	4,517.00	5,295.38	6.3	7.6	30202010
10,567,700	0.300	---	---	---	06/10/2005	13/02/2002	---	CPI SA (CR)	0.516	1.18	# 0.51	16/04/2026	0.526	0.5	0.526	0.516	0.504	1000@0.500	662@0.516	---	---	5,570	17	2,804.76	5,452.93	0.442	0.646	10102030
18,680,300	0.050	---	---	---	06/07/2022	---	---	DIMAND (CR)	13	-0.38	€ 13.05	16/04/2026	13.05	12.9	13.05	13	12.969	300@12.75	4455@13.00	---	---	14,494	46	187,970.85	242,843.90	10.95	13.5	35101010
15,333,480	0.100	---	0.04	---	07/07/2025	02/02/2026	---	E.I.N.S. (CR)	1.62	-0.25	€ 1.624	16/04/2026	1.628	1.61	1.64	1.62	1.624	1603@1.62	1000@1.63	---	---	55,055	105	89,395.93	24,840.24	1.38	2.115	50205020
121,168,897	0.040	---	---	---	07/07/2010	16/01/2024	5160	FRIGOGLASS SA (CR)	0.38	1.06	# 0.376	16/04/2026	0.383	0.366	0.383	0.38	0.377	10600@0.375	1000@0.381	---	2024	68,549	62	25,873.76	46,044.18	0.291	0.5	50204000
56,003,921	1.55	---	---	---	30/08/1993	29/01/2026	---	IDEAL HOLDINGS (CR)	5.87	0.17	# 5.86	16/04/2026	5.86	5.82	5.88	5.87	5.847	7@5.86	300@5.89	---	---	26,131	135	152,794.77	328,743.02	5.3	6.71	10102030
4,740,000	0.860	---	---	---	14/03/2003	---	---	LOGISMOS S.A. (CR)	2.1	0.96	# 2.08	16/04/2026	2.1	2.1	2.1	2.1	2.1	250@2.06	1180@2.12	---	2024	1,950	5	4,095.00	9,954.00	1.96	2.58	10101015
17,120,280	0.940	0.12	0.3	---	26/05/2025	26/06/2023	---	LOULIS FOOD (CR)	3.86	---	~ 3.86	16/04/2026	3.9	3.77	3.9	3.86	3.836	100@3.77	217@3.86	---	---	2,062	14	7,910.11	66,084.28	3.42	4.1	45102020
4,419,616	1.58	0.06	0.13	---	07/07/2025	04/03/2015	---	MEDICON S.A. (CR)	2.45	0.82	# 2.43	16/04/2026	2.42	2.42	2.47	2.47	2.451	400@2.44	2@2.47	---	---	158	4	387.26	10,828.06	2.32	2.75	20102010
468,700	2.8	2.4	---	---	12/06/2025	21/05/2004	---	MERMEREN KOMB. A.D. PR. (GDR)	32.4	-4.71	€ 34	16/04/2026	32.6	32	32.8	32.8	32.389	44@31.80	20@32.60	---	2024	95	6	3,077.00	15,185.88	31	36.2	55102000
10,500,000	0.950	0.15	0.25	---	04/07/2025	21/07/2023	---	MEVACO SA (CR)	9.18	2.91	# 8.92	16/04/2026	9.2	8.82	9.2	9.18	8.88	178@8.86	420@9.18	---	2024	463	9	4,111.24	96,390.00	8.3	9.85	55102015
31,400,000	0.400	---	---	---	26/04/2007	10/05/2023	---	MIG (CR)	3.22	---	~ 3.22	16/04/2026	3.2	3.19	3.225	3.22	3.203	140@3.22	100@3.24	---	---	4,677	109	14,978.54	101,108.00	2.82	3.85	30202000
153,908,095	0.870	0.0229	0.0248	---	11/09/2025	02/08/2024	---	ORILINA PROPERTIES REIC (CR)	0.824	1.23	# 0.814	16/04/2026	0.818	0.808	0.824	0.824	0.819	1000@0.812	3000@0.824	---	---	21,705	87	17,770.12	126,820.27	0.77	0.886	35102000
14,101,683	0.100	0.0526	0.1091	---	03/06/2025	02/11/2021	---	PERFORMANCE TECHNOLOGIES (CR)	8.65	1.17	# 8.55	16/04/2026	8.39	8.36	8.65	8.65	8.434	100@8.55	1581@8.65	---	---	16,363	69	138,003.89	121,979.56	6.62	8.92	10101010
107,222,688	0.440	0.22	0.3	---	23/06/2025	16/03/2022	---	QUEST HOLDINGS (CR)	6.9	-1.85	€ 7.03	16/04/2026	7.04	6.87	7.07	6.9	6.962	532@6.90	3222@7.00	---	---	19,563	102	136,190.00	739,836.55	6.07	7.22	10101010
30,703,824	0.400	0.04	0.0509	---	19/08/2025	06/08/2021	---	REAL CONSULTING (CR)	5.98	1.70	# 5.88	16/04/2026	5.9	5.78	5.98	5.98	5.937	140@5.84	142@5.98	---	---	17,158	57	101,859.84	183,608.87	4.95	6.56	10101010
6,456,530	1.08	0.16	0.15	---	21/07/2025	02/08/2010	---	SPACE HELLAS SA (CR)	6.9	3.92	# 6.64	16/04/2026	6.72	6.52	6.98	6.9	6.749	512@6.90	200@6.96	---	---	4,350	62	29,360.12	44,550.06	5.92	8.48	15101010
121,132,042	1.60	0.08	0.1	0.0651	30/12/2025	10/11/2023	---	TRADE ESTATES REIC (CR)	1.96	1.03	# 1.94	16/04/2026	1.948	1.948	1.97	1.96	1.958	100@1.96	4000@1.97	---	---	35,694	46	69,883.08	237,418.80	1.81	2.02	35102045
17,513,933	0.300	---	---	---	16/11/1992	09/10/2025	---	UNIBIOS (CR)	2.72	---	~ 2.72	16/04/2026	2.72	2.645	2.72	2.72	2.716	356@2.70	359@2.72	---	---	4,125	18	11,205.31	47,637.90	2.13	2.97	50204000
37,975,800	0.600	---	---	---	10/09/2019	01/04/2026	---	YIKNOT (CR)	1.07	3.88	# 1.03	16/04/2026	1.06	1.035	1.09	1.07	1.065	1000@1.06	1000@1.08	---	---	166,881	273	177,662.21	40,634.11	0.7326	1.7394	40501015
32,413,681	0.370	---	---	---	15/07/2009	11/05/2000	---	ALUMIL (CR)	6.23	0.48	# 6.2	16/04/2026	6.24	6.14	6.24	6.2	6.209	100@6.15	753@6.20	---	---	21,771	65	135,173.59	201,937.23	5	6.88	55102035
3,734,164	3.44	0.4954	0.5896	---	14/10/2025	19/07/2022	---	ANDROMEDA SA (CR)	8.16	0.49	# 8.12	16/04/2026	8.12	8.1	8.2	8.14	8.151	210@8.16	50@8.28	---	2025	11,990	54	97,725.16	30,470.78	7.58	9.1	30204000
23,986,500	1.00	---	---	---	26/06/2009	25/08/2025	---	BIOKARPET S.A.(CR)	1.75	---	~ 1.75	16/04/2026	1.74	1.73	1.774	1.75	1.751	200@1.74	145@1.75	---	---	14,002	62	24,516.66	41,976.38	1.45	2.06	50101035
6,325,000	0.600	0.145	0.07	---	28/07/2025	17/02/2014	---	VOYATZOGLOU (CR)	2.12	0.47	# 2.11	16/04/2026	2.12	2.11	2.12	2.12	2.12	1000@1.80	98@2.12	---	---	837	13	1,774.09	13,409.00	1.96	2.44	50205010
24,060,000	0.300	0.075	0.075	---	17/06/2025	01/07/2019	---	GEN. COMMERCIAL & IND.SA (CR)	2.22	2.30	# 2.17	16/04/2026	2.17	2.15	2.22	2.22	2.179	500@2.20	288@2.22	---	2025	3,885	32	8,465.34	53,413.20	2.01	2.52	50205010
15,000,000	0.300	---	---	---	06/07/2007	18/07/2000	---	DAIOS PLASTICS SA (CR)	5.96	-0.33	€																	

Daily Official List

Year: 147 Trading Day No: 69

Section 2: Analytic Figures of Shares Transactions

Friday, 17 April, 2026

Number of Outstanding Securities	Nominal Value	Dividends [1]			Date of Last Coupon		Note	Shares	Closing price	% change	Previous closing price/date	Open price	Price min	Price max	Last price	Avg price	Last Bid [7]	Last Ask [7]	P/E after tax	Year	Volume	Trades	Transactions Value[8]	Company Mkt Value (thou. €)	Year low	Year high	Sector[4]	
		2023	2024	2025	Dividend [2]	Right																						
13,673,200	0.420	0.05	0.05	---	19/08/2025	26/07/2001	---	EVROFARMA (CR)	3.59	1.99 #	3.52	16/04/2026	3.45	3.44	3.86	3.59	3.598	30@3.59	70@3.77	---	---	2,725	30	9,805.89	49,086.79	3.02	4.07	45102020
18,146,007	1.00	---	---	---	23/08/2023	10/09/2010	---	ELASTRON (CR)	2.29	---	2.29	16/04/2026	2.29	2.23	2.3	2.29	2.268	10@2.27	2468@2.30	---	---	7,871	24	17,853.08	41,554.36	2.02	2.65	55102010
23,828,130	0.500	0.108	0.1366	---	14/07/2025	17/02/2009	---	ELINOIL S.A. (CR)	2.26	0.89 #	2.24	16/04/2026	2.27	2.26	2.27	2.26	2.26	400@2.22	1000@2.27	---	---	210	3	474.70	53,851.57	2.11	2.59	60101020
19,864,886	5.60	0.672	0.672	---	23/04/2025	02/07/2008	---	BANK OF GREECE (CR)	15.7	0.64 #	15.6	16/04/2026	15.6	15.5	15.7	15.7	15.635	200@15.55	732@15.75	---	2025	4,641	49	72,564.30	311,878.71	14.8	17.5	30101010
60,348,000	0.420	0.2504	0.3025	---	23/06/2025	04/08/2021	---	HELLENIC EXCHANGES-A.S.E. (CR)	7.3	3.40 #	7.06	16/04/2026	7.1	7.1	7.43	7.3	7.353	413@7.30	996@7.35	---	---	61,939	305	455,433.65	440,540.40	5.72	7.43	30202015
26,730,187	0.520	---	0.07	---	09/07/2025	01/08/2017	---	ELTON SA (CR)	1.81	1.69 #	1.78	16/04/2026	1.765	1.765	1.81	1.81	1.78	3@1.79	741@1.81	---	---	24,753	56	44,061.05	48,381.64	1.62	2.22	50205010
36,300,000	1.12	0.0276	0.055	---	01/07/2025	12/12/2007	---	THESSALONIKA WATER & SEWERAGE	3.86	1.05 #	3.82	16/04/2026	3.87	3.83	3.87	3.84	3.844	20@3.84	366@3.87	---	---	12,526	48	48,153.85	140,118.00	3.4	4.02	65102030
143,352,325	0.260	---	---	---	29/08/2022	28/04/2025	---	EVROPI HOLDINGS S.A. (CR)	1.92	1.05 #	1.9	16/04/2026	1.9	1.89	1.92	1.92	1.904	2000@1.91	300@1.92	---	---	84,937	104	161,711.25	275,236.46	1.77	2.34	30302025
86,735,980	0.310	0.02	---	---	22/07/2024	07/09/2023	---	ATHENS MEDICAL CENTER SA (CR)	1.8	1.98 #	1.765	16/04/2026	1.75	1.75	1.8	1.8	1.764	726@1.79	1046@1.80	---	---	4,413	49	7,784.70	156,124.76	1.565	2.07	20101010
114,320,400	0.100	---	---	---	26/11/2021	05/08/2019	---	IKTINOS HELLAS SA (CR)	0.334	0.75 #	0.3315	16/04/2026	0.3345	0.328	0.335	0.334	0.332	3000@0.328	793@0.334	---	---	31,997	44	10,622.17	38,183.01	0.302	0.4535	50101035
14,111,198	0.450	(0.0133)	0.07	---	31/07/2025	09/01/2025	---	ILYDA S.A. (CR)	4.605	2.79 #	4.48	16/04/2026	4.62	4.46	4.62	4.605	4.532	445@4.60	96@4.61	---	2024	14,298	47	64,799.48	64,982.07	3.74	5.52	10101015
3,417,600	0.100	0.016	---	---	04/07/2024	02/04/2024	---	INTERWOOD-XYLEMPORIA (PR)	0.56	-10.40	0.625	16/04/2026	0.745	0.54	0.745	0.69	0.562	350@0.550	249@0.610	---	---	720	10	404.68	13,540.71	0.4	0.76	50101020
45,417,399	0.100	---	---	---	25/07/2008	02/04/2024	---	INTERWOOD-XYLEMPORIA (CR)	0.256	-1.92	0.261	16/04/2026	0.263	0.248	0.266	0.256	0.258	100@0.255	7800@0.260	---	---	50,740	49	13,071.09	13,540.71	0.201	0.274	50101020
18,567,912	0.590	0.16	0.201	---	02/07/2025	26/01/2021	---	INTERLIFE G.C.I.(CR)	6.7	2.13 #	6.56	16/04/2026	6.6	6.58	6.78	6.7	6.67	7378@6.70	5000@6.74	---	2024	32,237	127	215,014.70	124,405.01	5.56	6.98	30302025
8,424,900	0.500	---	---	---	12/07/2010	04/07/2019	---	INTERTECH SA (CR)	1.44	5.88 #	1.36	16/04/2026	1.385	1.385	1.44	1.44	1.421	2000@1.42	15@1.44	---	2024	7,182	18	10,202.64	12,131.86	0.99	1.5	50205010
2,760,000	11.83	12.4	14	---	30/05/2025	16/07/1990	---	KARELIA (CR)	4.04	---	4.04	16/04/2026	4.04	4.02	4.08	4.02	4.05.133	1@403.00	1@403.00	---	---	135	26	54,693.00	1,115,040.00	354	414	45103010
19,804,134	0.150	---	---	---	01/07/2004	06/11/2017	---	KEKROPS SA (CR)	1.805	1.98 #	1.77	16/04/2026	1.725	1.725	1.805	1.805	1.796	390@1.77	909@1.81	---	2024	8,862	49	15,919.76	35,746.46	1.53	2.35	35101010
11,510,102	0.890	---	---	---	24/06/2005	06/10/1999	---	NAFPAKTOS TEXTILE (CR)	1.38	4.15 #	1.325	16/04/2026	1.32	1.295	1.38	1.38	1.309	30@1.35	350@1.38	---	---	5,845	29	7,651.68	15,883.94	1.26	1.69	55101020
21,224,340	0.420	---	---	---	06/09/2022	25/04/2006	---	KORDELLOS BROS SA (CR)	0.453	1.34 #	0.447	16/04/2026	0.447	0.44	0.454	0.453	0.443	10@0.441	778@0.453	---	2024	4,802	11	2,125.12	9,614.63	0.366	0.554	55102010
33,065,136	0.380	0.3506	0.4007	---	21/08/2025	16/09/2013	---	KRI-KRI S.A. (CR)	23	0.44 #	22.9	16/04/2026	23.2	22.5	23.2	23	22.778	155@22.85	232@22.95	---	2024	24,075	105	548,388.15	760,498.13	19.18	24.65	45102020
6,200,000	0.500	---	---	---	22/06/2010	01/11/1995	---	MINERVA KNITWEAR (CR)	0.585	0.86 #	0.58	16/04/2026	0.57	0.57	0.59	0.585	0.587	250@0.560	250@0.600	---	---	58	5	34.05	3,627.00	0.473	0.772	40204020
5,939,268	0.620	---	---	---	10/07/2003	03/01/2002	---	LANAKAM SA (CR)	1.43	-0.35	1.435	16/04/2026	1.44	1.315	1.465	1.43	1.366	1@1.37	20@1.42	---	---	1,472	31	2,010.17	8,493.15	0.96	1.465	40401020
9,819,370	0.500	---	---	---	14/08/2007	09/01/2004	---	MATHIOS REFRACTORY SA (CR)	0.72	1.41 #	0.71	16/04/2026	0.72	0.715	0.76	0.72	0.729	100@0.705	95@0.750	---	---	4,299	39	3,132.94	7,069.95	0.59	0.97	55101000
30,150,000	0.360	0.122	0.1335	---	17/06/2025	25/04/2019	---	MOTODYNAMICS S.A. (CR)	2.57	---	2.57	16/04/2026	2.52	2.52	2.57	2.57	2.547	99@2.53	1490@2.57	---	---	20,854	51	53,107.26	77,485.50	2.23	2.7	40401030
126,431,958	2.50	0.025	0.043	---	03/06/2025	05/06/2024	---	NOVAL PROPERTY REIC (CR)	2.7	1.89 #	2.65	16/04/2026	2.65	2.62	2.7	2.7	2.674	470@2.66	49@2.70	---	2025	8,924	23	23,859.11	341,366.29	2.51	2.92	35102045
10,080,000	3.00	1.3	2	---	16/05/2025	27/08/2001	---	TPA SA (CR)	38.6	2.12 #	37.8	16/04/2026	38.1	38.1	39	38.6	38.625	213@38.50	1000@38.80	---	---	14,435	73	557,546.10	389,088.00	33.2	39	50206060
25,000,000	2.00	1.336	1.92	---	04/08/2025	08/08/2003	---	P.P.A. S.A. (CR)	39	2.09 #	38.2	16/04/2026	38.9	38.4	39	39	38.658	7@39.00	92@39.05	---	2025	31,896	162	1,233,033.71	975,000.00	35.4	41.1	50206060
68,926,799	0.240	---	---	---	07/07/2023	---	---	ONYX TOURISTIKI S.A. (CR)	1.384	1.17 #	1.368	16/04/2026	1.374	1.368	1.4	1.384	1.379	1000@1.38	2650@1.38	---	---	83,704	172	115,456.53	95,394.69	1.33	2.22	40401020
4,971,466	1.46	---	---	---	04/07/2007	08/10/2003	---	PAIRIS SA (CR)	0.83	5.06 #	0.79	16/04/2026	0.82	0.78	0.83	0.83	0.802	222@0.800	484@0.830	---	---	1,869	30	1,498.82	4,126.32	0.73	0.984	50203030
27,098,594	0.540	0.0702	0.0605	0.0404	07/10/2025	14/01/2021	---	PAPOUTSANIS (CR)	3.79	1.07 #	3.75	16/04/2026	3.78	3.7	3.79	3.79	3.775	111@3.75	55@3.79	---	2025	5,290	38	19,969.02	102,703.67	3.32	4.06	45201020
7,070,400	0.930	0.8645	0.3242	---	11/07/2025	06/05/2016	---	PETROPOULOS PETROS (CR)	7.86	-0.76	7.92	16/04/2026	8.04	7.8	8.06	7.86	7.93	32@7.80	270@7.86	---	---	10,002	46	79,312.20	55,573.34	7.58	8.98	50206015
43,741,452	0.660	0.2388	0.2391	0.07	19/01/2026	01/11/1999	---	THRACE PLASTICS SA (CR)	3.935	1.68 #	3.87	16/04/2026	3.87	3.855	3.94	3.935	3.886	1000@3.93	1718@3.94	---	---	31,184	127	121,186.49	172,122.61	3.55	4.535	50203015
24,319,250	0.300	---	---	---	09/07/2002	04/07/2007	5165	PROODEFTIKH SA (CR)	0.35	---	0.35	16/04/2026	0.35	0.342	0.35	0.35	0.349	375@0.342	5596@0.350	---	---	6,875	8	2,401.90	8,511.74	0.292	0.5	50101010
21,912,599	0.300	0.0485	0.0483	---	29/04/2025	23/02/2007	---	REVOIL (CR)	1.605	---	1.605	16/04/2026	1.605	1.56	1.605	1.605	1.589	200@1.59	192@1.61	---	---	14,273	60	22,683.40	35,169.72	1.535	1.86	60101020
13,582,223	1.35	---	---	---	24/06/2008	02/02/2016	---	SIDMA STEEL (CR)	1.58	1.93 #	1.55	16/04/2026	1.575	1.555	1.605	1.58	1.576	400@1.52	13@1.58	---	---	2,070	18	3,261.65	21,459.91	1.455	2.12	55102010
40,693,350	5.00	---	---	---	03/07/2006	26/05/2015	---	TECHNICAL OLYMPIC SA (CR)	2.33	1.75 #	2.29	16/04/2026	2.32	2.28	2.33	2.33	2.304	500@2.3										

Number of Outstanding Securities	Nominal Value	Dividends [1]			Date of Last Coupon		Note	Shares	Closing price	% change	Previous closing price/date	Open price	Price min	Price max	Last price	Avg price	Last Bid [7]	Last Ask [7]	P/E after tax	Year	Volume	Trades	Transactions Value[8]	Company Mkt Value (thou. €)	Year low	Year high	Sector[4]
8,340,750	1.16	---	---	---	25/06/2009	17/09/2018	---	HAIDEMENOS SA (CR)	0.705	2.17 #	0.69 16/04/2026	0.7	0.7	0.71	0.71	0.705	500@0.680	250@0.715	---	2024	3,000	3	2,115.00	5,880.23	0.65	0.83	50205030
Main Market - Low Liquidity Class																											
11,943,624	0.540	0.15	0.165	---	01/07/2025	30/08/2019	---	FLEXOPACK SA (CR)	8.15	---	8.15 16/04/2026	---	---	---	---	---	100@7.70	600@8.15	---	---	---	---	---	97,340.54	7.4	8.6	50203030
244,737,498	0.500	0.02	0.03	0.04	26/03/2026	28/12/2023	---	TRASTOR REAL EST. INV. CO.(CR)	1.25	-0.79 €	1.26 16/04/2026	1.25	1.25	1.25	1.25	200@1.24	235@1.29	---	2025	1,770	12	2,212.50	305,921.87	1.15	1.38	35102000	
15,300,000	0.300	---	0.01	---	09/10/2025	13/12/1999	---	ATTICA PUBLICATIONS SA (CR)	1.355	---	1.355 16/04/2026	1.33	1.305	1.365	1.355	1.348	6@1.37	90@1.37	---	---	446	8	601.21	20,731.50	1.17	1.44	40301030
18,810,000	0.400	0.0381	0.0591	---	20/10/2025	14/11/2007	---	VARVERIS - MODA BAGNO SA (CR)	6.4	1.59 #	6.3 16/04/2026	6.26	6.26	6.4	6.4	6.32	11@6.40	1000@6.48	---	---	789	8	4,986.60	120,384.00	5.16	6.4	40401025
3,307,500	0.210	0.4	0.4	---	23/10/2025	30/11/2022	---	ELVE SA (CR)	5.45	---	5.45 16/04/2026	---	---	---	---	---	30@5.30	85@5.50	---	2024	---	---	---	18,025.88	5	5.8	40204020
21,364,000	1.12	---	---	---	21/08/2023	08/03/2023	---	LAMPSA HOTEL SA (CR)	47.6	---	47.6 16/04/2026	---	---	---	---	---	70@47.60	50@48.40	---	---	---	---	---	1,016,926.40	42.2	48	40501025
38,566,614	0.700	---	---	---	21/07/2008	07/07/2025	---	MOUZAKIS (CR)	0.58	---	0.58 16/04/2026	0.555	0.555	0.555	0.555	0.56	169@0.555	350@0.590	---	---	1	1	0.56	22,368.64	0.55	0.69	55101020
42,500,000	1.00	0.0383	0.0538	0.1673	21/11/2025	13/09/2023	---	MPLK KEDROS (CR)	4.36	---	4.36 16/04/2026	4.36	4.36	4.37	4.36	4.36	500@4.31	96@4.37	---	---	1,025	11	4,469.04	185,300.00	4.23	4.41	35102000
6,340,000	0.600	0.2	0.23	0.23	09/12/2025	11/01/2024	---	NAKAS MUSIC	3.44	---	3.44 16/04/2026	3.4	3.4	3.44	3.42	3.425	45@3.42	197@3.46	---	---	36	4	123.30	21,809.60	3.24	3.92	40401030
27,379,200	0.980	0.5001	0.52	---	25/08/2025	29/08/2022	---	CRETE PLASTICS SA (CR)	13.8	---	13.8 16/04/2026	---	---	---	---	---	250@13.90	100@14.60	---	---	---	---	---	377,832.96	13.2	15.9	50203015
255,494,534	2.71	0.247	0.705	0.216	15/12/2025	30/09/2021	---	PRODEA (CR)	6.05	-0.82 €	6.1 16/04/2026	6.1	6	6.15	6.05	6.072	1491@6.00	7099@6.10	---	---	26,041	72	158,111.60	1,545,741.93	5.2	6.5	35102000
4,181,450	0.500	---	---	---	21/08/2000	05/03/2002	---	FLOUR MILLS SARANTOPOULOS SA	1.56	---	1.56 16/04/2026	---	---	---	---	---	---	630@1.70	---	---	---	---	---	6,523.06	1.12	1.56	45102020

Exchange Traded Funds (ETFs)

1,345,078	---	---	---	---	15/06/2016	---	---	ALPHA ETF FTSE Athex Large Cap	59.48	1.33 #	58.7 16/04/2026	58.85	58.21	59.98	59.48	58.618	185@59.30	100@59.70	---	---	4,272	94	250,416.00	---	51.03	66.71	12003
-----------	-----	-----	-----	-----	------------	-----	-----	--------------------------------	-------	--------	-----------------	-------	-------	-------	-------	--------	-----------	-----------	-----	-----	-------	----	------------	-----	-------	-------	-------

Surveillance

8,321,682	0.670	---	---	---	17/08/2007	23/11/1999	---	N. LEVENTERIS (CR)	0.278	---	0.278 16/04/2026	---	---	---	---	---	---	11590@0.270	---	2024	---	---	---	2,708.80	0.252	0.32	55102010
2,160,524	0.670	---	---	---	03/12/2018	23/11/1999	---	N. LEVENTERIS (PR)	0.183	---	0.183 16/04/2026	---	---	---	---	---	---	---	---	2024	---	---	---	2,708.80	0.165	0.2	55102010

Suspension Status

13,191,620	0.620	---	---	---	04/08/2010	09/09/2002	5232	YALCO - CONSTANTINOU (CR)	0.16	---	0.16 30/05/2025	---	---	---	---	---	---	26032@0.162	---	---	---	---	---	2,110.66	0.16	0.16	40202020
17,579,754	4.16	---	---	---	18/08/2006	02/08/2010	---	BIOTER SA (CR)	0.206	---	0.206 30/05/2025	---	---	---	---	---	---	---	---	---	---	---	---	3,621.43	0.206	0.206	50101010
3,961,300	1.28	---	---	---	29/06/2004	03/08/2000	5248	DUROS SA (CR)	0.25	---	0.25 24/04/2023	---	---	---	---	---	---	---	---	---	---	---	---	990.33	0.25	0.25	40204020
15,842,391	1.51	---	---	---	15/07/2009	12/05/2000	5141	BITROS HOLDING SA (CR)	0.51	---	0.51 30/05/2025	---	---	---	---	---	---	---	---	---	---	---	---	8,079.62	0.51	0.51	55102010
28,438,268	0.070	---	---	---	21/08/2006	24/11/1999	5253	SPIROY AGRICULTURE SA (CR)	0.138	---	0.138 30/05/2025	---	---	---	---	---	---	---	---	---	---	---	---	3,924.48	0.138	0.138	45102010

Shares' Notes

Code	Note text
()	- Adjusted dividends.
*	- Last adjusted closing price.
[1]	- Net dividends.
[2]	- The "Date of Last Coupon" for New listings refers to the date company's stocks started to trade in Athex
[3]	- The Company Market Value is referred to the number of outstanding shares
[4]	- Sectors codification can be found in Appendix A
[5]	- The Market Value refers to the total number of shares listed (including their several classes) in the exchange by the company.
[6]	- P/E greater than 100
[7]	- Last view of the Order Book before the end of the trading session
[8]	- All Blocks Methods' Transactions Value are included.
5141	- Transfer to the Surveillance Category as of 10/05/2017.
5160	- Transfer to the Surveillance Category as of 15/04/2016.
5165	- Transfer to the Surveillance Category as of 15/02/2018.
5193	- Transfer to the Surveillance Category as of 25/10/2018.
5232	- Transfer to the Under Surveillance Category from 08/04/2011.
5248	- Transfer to the Surveillance Category as of 06/09/20116.
5253	- Transfer to the Surveillance Category as of 14/5/2021.

Securities Blocks Details

Securities	Block Volume	Price	Block Trade Value	Time of approval	Note
P.P.A. S.A. (CR)	10,000	38.70	387,000.00	10:51:46	20
HELLENIQ ENERGY (CR)	50,000	9.80	489,750.00	10:56:46	20
JUMBO SA (CR)	13,681	23.60	322,871.60	11:00:48	20
JUMBO SA (CR)	15,000	23.70	355,500.00	11:20:21	20
P.P.A. S.A. (CR)	3,000	38.65	115,950.00	11:34:35	20
P.P.A. S.A. (CR)	5,285	38.21	201,933.51	13:23:58	14
ALPHA BANK (CR)	332,052	3.76	1,248,847.57	14:25:46	20
PIRAEUS BANK (CR)	100,000	8.35	835,000.00	14:39:41	20
PIRAEUS BANK (CR)	1,897	8.30	15,745.10	14:39:56	14
ALUMIL (CR)	296	6.50	1,924.00	15:37:14	18
KEKROPS SA (CR)	1	1.95	1.95	15:38:58	18
NATIONAL BANK (CR)	41,032	14.73	604,401.36	15:44:20	20
DIMAND (CR)	5,000	12.90	64,500.00	15:49:28	20
NATIONAL BANK (CR)	50,000	14.88	743,750.00	15:55:25	20
EUROBANK (CR)	692,724	4.04	2,799,990.41	15:57:35	20
EUROBANK (CR)	200,000	4.02	804,000.00	15:58:57	20
NATIONAL BANK (CR)	111,803	14.94	1,669,777.81	16:00:08	20
GEK TERNA (CR)	17,000	40.68	691,560.00	16:09:17	20
BANK OF CYPRUS (CR)	53,146	9.55	507,544.30	16:11:07	20
NATIONAL BANK (CR)	153,703	15.13	2,324,757.88	16:12:50	20
NATIONAL BANK (CR)	27,000	14.88	401,625.00	16:13:48	20
NATIONAL BANK (CR)	48,000	14.79	709,920.00	16:14:24	20
EUROBANK (CR)	306,165	4.09	1,252,214.85	16:19:48	20
GEK TERNA (CR)	30,000	40.80	1,224,000.00	16:21:25	20
VIOHALCO SA/NV (CB)	100,000	14.86	1,486,000.00	16:33:22	20
BANK OF CYPRUS (CR)	216,000	9.60	2,073,600.00	16:38:02	20
BANK OF CYPRUS (CR)	244,791	9.58	2,343,873.83	16:44:57	20
Allwyn AG (CR)	39,000	13.90	542,100.00	16:57:48	20
EUROBANK (CR)	516,933	4.01	2,071,867.46	17:00:30	20
NATIONAL BANK (CR)	128,042	15.17	1,942,397.14	17:00:55	20
Allwyn AG (CR)	81,374	13.90	1,131,098.60	17:01:29	20
ALPHA BANK (CR)	156,912	3.95	619,959.31	17:01:54	20
OPTIMA BANK (CR)	30,000	9.46	283,800.00	17:11:46	20
JUMBO SA (CR)	73,218	24.38	1,785,054.84	17:14:15	20

Blocks Notes

- 9 - Method 6-1 / Special Fees
- 10 - Method 6-1 / Special Fees, SDS
- 14 - Method 6-3 / Settlement, Incomplete Buy and Sell
- 18 - Method 6-2 / SPOT 1
- 19 - Method 6-2 / SPOT 2
- 20 - Method 6-1 and Method 6-1 Same Day Settlement
- 21 - Other Pre-agreed

Shares Rights Details

Occured date	Exercise from	Exercise until	Trading until	Rights	Price min	Price max	Closing price	Last Bid	Last Ask	Volume	Trades	Transactions Value
01/04/2026	08/04/2026	21/04/2026	16/04/2026	Y/KNOT INVEST S.A. (CR)	---	---	---	---	---	---	---	---

Forced Sales Details

Securities	Category of Security	Transactions Volume	Number of Trades	Transactions Value	Note
------------	----------------------	------------------------	---------------------	-----------------------	------

No Forced Transactions.

Forced Sales Notes

- 1 - Compulsory Public Forced Sales
- 2 - Forced Sales of Fixed Registered Shares
- 3 - Forced Sales of Remaining Fractional Shares

Exchange Traded Funds (ETFs) Characteristics

	Transactions Date (T)	Creation / Redemption	Units (T-1)	New Units (T-1)	Redemption Units (T-1)	Units (T) [1]	Fund Assets [2]	Net Unit Price	Dividend per Unit	Dividend Date
ALPHA ETF FTSE Athex Large Cap	17/04/2026	5,000	1,345,078	---	---	1,345,078	78,473,580.00	58.3413	1.15	01/07/2025

ETFs Notes

[1] - Units (T) = Units (T-1) + New Units (T-1) - Redemption Units (T-1)

[2] - The Creation / Redemption Units of T-1 are included.

Non Convertible Corporate Bonds - Regulated Market

Num Listed Bonds	Nominal price	Issue price	Today's Rate	Exp. Date	Duration (years)	Note	Coupon		Trading Unit	Corporate Bonds	Accrued Int.	Yield.T.Mat	Price min	Price max	Closing price	Previous closing price/date	Volume	Transactions Value	Last order			ear min	Year max	
							Common	Preferred											Price	Buy / Sell	Date			
150,000	1,000.00	1,000.00	2.65	22/10/2026	5	---	9	---	1	CPLP SHIPPING HOLDINGS PLC (Non Convertible)	13.3236	3.2000	99.4501	99.9900	99.5191	99.5230	16/04/2026	10,000	10,085.14	99.4600	B	17/04/2026	98.8100	100.5000
320,000	1,000.00	1,000.00	3.40	21/07/2027	7	---	12	---	1	LAMDA DEVELOPMENT S.A. (Non Convertible)	8.5000	3.5210	98.8500	99.2000	99.0000	98.9000	16/04/2026	43,000	42,931.00	98.6810	B	17/04/2026	97.5000	100.0000
200,000	1,000.00	1,000.00	1.90	23/03/2028	7	---	11	---	1	MOTOR OIL CORINTH REFINERIES SA (Non Convertible)	1.5306	3.3140	96.7000	97.2000	96.8000	97.0000	16/04/2026	25,000	24,278.26	96.7000	B	17/04/2026	96.7000	98.0000
150,000	1,000.00	1,000.00	2.60	22/10/2026	7	---	13	---	1	TERNA ENERGY FINANCE S.A. (Non Convertible)	13.0722	3.0510	99.5000	99.5000	99.5000	99.4000	16/04/2026	3,000	3,024.22	99.5100	B	17/04/2026	98.4189	99.7794
100,000	1,000.00	1,000.00	2.80	25/01/2027	5	---	9	---	1	PREMIA S.A. (Non Convertible)	6.6111	3.6690	99.0000	99.0000	99.0000	99.0080	16/04/2026	7,000	6,976.28	99.0000	B	17/04/2026	97.7000	99.5000
500,000	1,000.00	1,000.00	4.00	10/07/2030	7	---	6	---	1	METLEN ENERGY & METALS S.A. (Non Convertible)	11.0000	3.6080	99.8500	100.1001	99.9501	100.0050	16/04/2026	25,000	25,273.50	99.9501	B	17/04/2026	98.3000	101.4000
500,000	1,000.00	1,000.00	3.80	18/11/2032	7	---	1	---	1	LAMDA DEVELOPMENT S.A. (Non convertible)	16.2556	4.1680	97.7000	97.7400	97.7309	97.7420	16/04/2026	137,000	136,118.31	97.5100	B	17/04/2026	96.7229	99.9999
140,000	1,000.00	1,000.00	4.70	15/12/2030	5	---	1	---	1	AKTOR S.A. (Non convertible)	16.5806	4.0070	102.5000	102.5000	102.5000	102.5810	15/04/2026	7,000	7,291.06	101.5000	B	17/04/2026	100.6000	103.4900
500,000	1,000.00	1,000.00	3.20	29/09/2032	7	---	2	---	1	GEK TERNA S.A. (Non Convertible)	1.9556	3.6460	96.5000	97.3000	97.3000	97.0770	16/04/2026	17,000	16,517.24	96.5010	B	17/04/2026	94.0000	99.3790
500,000	1,000.00	1,000.00	2.75	03/07/2027	7	---	12	---	1	GEK TERNA S.A. (Non Convertible)	8.0972	3.0960	98.5000	99.0000	99.0000	98.6090	16/04/2026	88,000	87,653.56	98.7500	B	17/04/2026	97.7500	99.5000
300,000	1,000.00	1,000.00	2.30	20/07/2028	7	---	10	---	1	PRODEA REIC S.A. (Non Convertible)	5.8139	2.6660	98.1400	99.9510	98.5733	98.0540	16/04/2026	146,000	145,823.80	98.5010	B	17/04/2026	95.0000	99.9510
250,000	1,000.00	1,000.00	3.70	04/07/2032	7	---	2	---	1	AEGEAN AIRLINES S.A. (Non Convertible)	10.8944	3.7990	98.9200	99.0001	98.9250	98.8000	16/04/2026	33,000	33,004.77	99.0000	B	17/04/2026	98.0875	102.0999
250,000	1,000.00	1,000.00	2.45	16/11/2028	7	---	9	---	1	ELVALHALCOR S.A. (Non Convertible)	10.5486	3.5210	96.3500	96.5000	96.5000	96.7070	16/04/2026	40,000	39,006.95	96.3500	B	17/04/2026	94.9873	98.0000
120,000	1,000.00	1,000.00	2.65	06/12/2028	7	---	9	---	1	NOVAL PROPERTY REIC (Non Convertible)	9.8639	3.6180	96.5000	96.6000	96.6000	96.4000	16/04/2026	18,000	17,553.55	96.5000	B	17/04/2026	95.0000	99.9900
300,000	1,000.00	1,000.00	2.30	14/12/2028	7	---	9	---	1	GEK TERNA S.A. (Non Convertible)	8.1139	3.5630	95.9000	96.0000	96.0000	96.4930	16/04/2026	82,000	79,371.34	96.0000	B	17/04/2026	95.0000	97.2100
100,000	1,000.00	1,000.00	2.95	11/02/2027	5	---	9	---	1	SAFE BULKERS PARTICIPATIONS PLC (Non Convertible)	5.6542	3.6540	99.0000	99.8500	99.0611	99.8450	16/04/2026	37,000	36,861.81	98.6100	B	17/04/2026	97.8500	99.8700
100,000	1,000.00	1,000.00	4.40	26/07/2029	7	---	8	---	1	CPLP SHIPPING HOLDINGS PLC (Non Convertible)	10.3889	3.0620	102.4999	102.4999	102.4999	100.7500	15/04/2026	1,000	1,035.39	100.7000	B	17/04/2026	100.1928	102.8500
99,697	1,000.00	1,000.00	5.50	15/12/2028	5	---	5	---	1	IDEAL HOLDINGS S.A. (Non Convertible)	19.4028	3.6610	103.3490	103.3500	103.3491	103.3090	16/04/2026	11,000	11,581.83	103.2000	B	17/04/2026	101.4645	104.1000
200,000	1,000.00	1,000.00	4.25	23/01/2029	5	---	5	---	1	AUTOHELLAS S.A. (Non Convertible)	10.3889	3.8230	99.4103	100.9721	100.1498	100.1860	16/04/2026	77,000	77,868.87	100.0000	B	17/04/2026	99.5000	102.0000

Corporate Bonds Notes

Transactions Volume = (Pieces) * (Nominal Price). Transactions Value = (Pieces) * (Nominal Price) * (price %) + (Accrued interest).

The price of a Bond is stated as a percentage (%) of Bond's Nominal Price.

Nominal Price in Euros (€), except if it is noted differently.

Non Convertible Corporate Bonds - Regulated Market

Num Listed Bonds	Nominal price	Issue price	Today's Rate	Exp. Date	Duration (years)	Note	Coupon		Trading Unit	Corporate Bonds	Accrued Int.	Yield.T.Mat	Price min	Price max	Closing price	Previous closing price/date	Volume	Transactions Value	Last order		ear min	Year max		
							Common	Preferred											Price	Buy / Sell			Date	
130,000	1,000.00	1,000.00	6.00	27/02/2029	5	---	5	---	1	INTRALOT S.A. (Non Convertible)	8.8333	4.3170	101.6306	102.9000	102.9000	102.1000	16/04/2026	39,000	40,221.61	102.0001	B	17/04/2026	101.0000	103.2200
250,000	1,000.00	1,000.00	3.75	25/02/2033	7	---	1	---	1	CAPITAL CLEAN ENERGY CARRIERS CORP. (Non Convert)	5.7292	4.1000	97.8500	98.0000	97.9857	98.0190	16/04/2026	21,000	20,697.31	97.9000	B	17/04/2026	95.0002	99.9895
150,000	1,000.00	1,000.00	4.10	08/04/2033	7	---	1	---	1	PREMIA REIC (Non Convertible)	1.4806	4.0290	100.3700	100.3700	100.3700	99.4250	16/04/2026	3,000	3,015.54	99.7000	B	17/04/2026	98.2110	100.3700

Corporate Bonds Notes

Transactions Volume = (Pieces) * (Nominal Price). Transactions Value = (Pieces) * (Nominal Price) * (price %) + (Accrued interest).

The price of a Bond is stated as a percentage (%) of Bond's Nominal Price.

Nominal Price in Euros (€), except if it is noted differently.

Government Bonds

Number Listed Bonds	Nominal price	Today's Rate	Accrued Interest Calc	Exp. Date [1]	Duration (years)	Note	Coupons Date	Curr. coupon value	Trading Unit	Government Bonds	Price min	Price max	Closing price	Previous closing price/date	Volume	Transactions Value	Price	Last order Buy / Sell	Date
4,000,000	1,000.00	4.13	Actual/Actual	15/06/2054	30	---	15/06	4.13	1	GGB-FXD-150654-30Y-4.125-1.000	---	---	---	---	---	---	---	---	---
4,700,000	1,000.00	1.88	Actual/Actual	04/02/2035	15	---	04/02	1.88	1	GGB-FXD-040235-15Y-1.875-1.000	---	---	---	---	---	---	---	---	---
6,000,000	1,000.00	0.75	Actual/Actual	18/06/2031	10	---	18/06	0.75	1	GGB-FXD-180631-10Y-0.750-1.000	---	---	---	---	---	---	---	---	---
3,600,000	1,000.00	3.88	Actual/Actual	15/06/2028	5	---	15/06	3.88	1	GGB-FXD-150628-05Y-3.875-1.000	---	---	---	---	---	---	---	---	---
5,962,747,327	1.00	3.75	Actual/Actual	30/01/2028	10	---	/02 - 02/02 - 31/	3.75	1	GGB-FXD-300128-10Y-3.750-1.000	---	---	---	85.4610 13/07/2018	---	---	1.0000	B	28/11/2018
7,067,309,386	1.00	3.90	Actual/Actual	30/01/2033	15	---	/02 - 02/02 - 31/	3.90	1	GGB-FXD-300133-15Y-3.900-1.000	---	---	---	78.6730 13/07/2018	---	---	1.0000	B	28/11/2018
5,622,848,349	1.00	4.00	Actual/Actual	30/01/2037	19	---	/02 - 02/02 - 31/	4.00	1	GGB-FXD-300137-19Y-4.000-1.000	---	---	---	77.0370 13/07/2018	---	---	1.0000	B	28/11/2018
5,476,770,669	1.00	4.20	Actual/Actual	30/01/2042	24	---	/02 - 02/02 - 31/	4.20	1	GGB-FXD-300142-24Y-4.200-1.000	---	---	---	77.7640 13/07/2018	---	---	1.0000	B	28/11/2018
4,950,000	1,000.00	3.38	Actual/Actual	15/06/2034	10	---	15/06	3.38	1	GGB-FXD-150634-10Y-3.375-1.000	---	---	---	---	---	---	---	---	---
41,118,344	1.00	4.30	Actual/Actual	24/02/2027	15	---	24/02	4.30	1	GGB-FXD-240227-15Y-2.000-1.000	---	---	---	10.0000 22/06/2015	---	---	---	---	---
45,137,734	1.00	4.30	Actual/Actual	24/02/2028	16	---	24/02	4.30	1	GGB-FXD-240228-16Y-2.000-1.000	---	---	---	10.0000 22/06/2015	---	---	---	---	---
61,768,888	1.00	4.30	Actual/Actual	24/02/2029	17	---	24/02	4.30	1	GGB-FXD-240229-17Y-2.000-1.000	---	---	---	10.0000 22/06/2015	---	---	---	---	---
54,567,744	1.00	4.30	Actual/Actual	24/02/2030	18	---	24/02	4.30	1	GGB-FXD-240230-18Y-2.000-1.000	---	---	---	10.0000 22/06/2015	---	---	---	---	---
37,541,515	1.00	4.30	Actual/Actual	24/02/2031	19	---	24/02	4.30	1	GGB-FXD-240231-19Y-2.000-1.000	---	---	---	10.0000 22/06/2015	---	---	---	---	---
37,558,317	1.00	4.30	Actual/Actual	24/02/2032	20	---	24/02	4.30	1	GGB-FXD-240232-20Y-2.000-1.000	---	---	---	10.0000 22/06/2015	---	---	---	---	---
37,473,732	1.00	4.30	Actual/Actual	24/02/2033	21	---	24/02	4.30	1	GGB-FXD-240233-21Y-2.000-1.000	---	---	---	10.0000 22/06/2015	---	---	---	---	---
33,888,293	1.00	4.30	Actual/Actual	24/02/2034	22	---	24/02	4.30	1	GGB-FXD-240234-22Y-2.000-1.000	---	---	---	10.0000 22/06/2015	---	---	---	---	---
35,177,800	1.00	4.30	Actual/Actual	24/02/2035	23	---	24/02	4.30	1	GGB-FXD-240235-23Y-2.000-1.000	---	---	---	10.0000 22/06/2015	---	---	---	---	---
35,547,268	1.00	4.30	Actual/Actual	24/02/2036	24	---	24/02	4.30	1	GGB-FXD-240236-24Y-2.000-1.000	---	---	---	10.0000 22/06/2015	---	---	---	---	---
40,246,306	1.00	4.30	Actual/Actual	24/02/2037	25	---	24/02	4.30	1	GGB-FXD-240237-25Y-2.000-1.000	---	---	---	10.0000 22/06/2015	---	---	---	---	---
37,643,952	1.00	4.30	Actual/Actual	24/02/2038	26	---	24/02	4.30	1	GGB-FXD-240238-26Y-2.000-1.000	---	---	---	10.0000 22/06/2015	---	---	---	---	---
36,977,100	1.00	4.30	Actual/Actual	24/02/2039	27	---	24/02	4.30	1	GGB-FXD-240239-27Y-2.000-1.000	---	---	---	10.0000 22/06/2015	---	---	---	---	---
41,615,000	1.00	4.30	Actual/Actual	24/02/2040	28	---	24/02	4.30	1	GGB-FXD-240240-28Y-2.000-1.000	---	---	---	10.0000 22/06/2015	---	---	---	---	---
42,227,208	1.00	4.30	Actual/Actual	24/02/2041	29	---	24/02	4.30	1	GGB-FXD-240241-29Y-2.000-1.000	---	---	---	10.0000 22/06/2015	---	---	---	---	---
68,288,487	1.00	4.30	Actual/Actual	24/02/2042	30	---	24/02	4.30	1	GGB-FXD-240242-30Y-2.000-1.000	---	---	---	10.0000 22/06/2015	---	---	---	---	---
4,700,000	1,000.00	3.88	Actual/Actual	12/03/2029	10	---	12/03	3.88	1	GGB-FXD-120329-10Y-3.875-1.000	---	---	---	---	---	---	100.0000	B	15/10/2019
5,500,000	1,000.00	1.50	Actual/Actual	18/06/2030	10	---	18/06	1.50	1	GGB-FXD-180630-10Y-1.500-1.000	---	---	---	---	---	---	---	---	---
5,500,000	1,000.00	4.38	Actual/Actual	18/07/2038	15	---	18/07	4.38	1	GGB-FXD-180738-15Y-4.375-1.000	---	---	---	---	---	---	---	---	---
40,000	1,000.00	2.72	FLR Actual/360	18/09/2026	1	---	18/09 - 18/03	---	1	GGB-FLT-180926-01Y-2.717-1.000	---	---	---	---	---	---	---	---	---
4,300,000	1,000.00	3.38	Actual/Actual	16/06/2036	10	---	16/06	3.38	1	GGB-FXD-160636-10Y-3.375-1000.00	---	---	---	---	---	---	---	---	---
5,364,250	1,000.00	3.25	Actual/Actual	20/03/2050	30	---	20/03	3.25	1	GGB-FXD-200350-30Y-3.250-1.000	---	---	---	---	---	---	---	---	---
4,500,000	1,000.00	3.63	Actual/Actual	15/06/2035	10	---	15/06	3.63	1	GGB-FXD-150635-10Y-3.625-1000.00	---	---	---	---	---	---	---	---	---
3,924,361	1,000.00	2.00	Actual/Actual	22/04/2027	7	---	22/04	2.00	1	GGB-FXD-220427-07Y-2.000-1.000	---	---	---	---	---	---	99.9000	B	22/04/2020
2,298,012	1,000.00	1.88	Actual/Actual	23/07/2026	7	---	23/07	1.88	1	GGB-FXD-230726-07Y-1.875-1.000	---	---	---	---	---	---	---	---	---
4,900,000	1,000.00	4.25	Actual/Actual	15/06/2033	10	---	15/06	4.25	1	GGB-FXD-150633-10Y-4.250-1.000	---	---	---	---	---	---	---	---	---

Government Bonds Notes

Transactions Volume = (Pieces) * (Nominal Price). Transactions Value = (Pieces) * (Nominal Price) * (price %) + (Accrued interest).

The Value of current coupon for the issues with NV 0.01 euro refers to NV 100 euros

FLR: Floating Interest Rate.

[1] - The Expiration Date of the interest bearing period and the Date for coupon payment.

Government Bonds

Number Listed Bonds	Nominal price	Today's Rate	Accrued Interest Calc	Exp. Date [1]	Duration (years)	Note	Coupons Date	Curr. coupon value	Trading Unit	Government Bonds	Price min	Price max	Closing price	Previous closing price/date	Volume	Transactions Value	Price	Last order Buy / Sell	Date
3,500,000	1,000.00	1.88	Actual/Actual	24/01/2052	30	---	24/01	1.88	1	GGB-FXD-240152-30Y-1.875-1.000	---	---	---	---	---	---	---	---	---
3,700,000	1,000.00	1.75	Actual/Actual	18/06/2032	10	---	18/06	1.75	1	GGB-FXD-180632-10Y-1.750-1.000	---	---	---	---	---	---	---	---	---
2,200,000	1,000.00	1.13	FLR Actual/360	15/12/2027	5	---	- 15/03 - 15/09 -	---	1	GGB-FLT-151227-05Y-1.130-1.000	---	---	---	---	---	---	102.1600	B	30/12/2022

Government Bonds Notes

Transactions Volume = (Pieces) * (Nominal Price). Transactions Value = (Pieces) * (Nominal Price) * (price %) + (Accrued interest).

The Value of current coupon for the issues with NV 0.01 euro refers to NV 100 euros

FLR: Floating Interest Rate.

[1] - The Expiration Date of the interest bearing period and the Date for coupon payment.

Treasury Bills & Zero Coupon Government Bonds

Issue Date	13-Week Maturity									26-Week Maturity									52-Week Maturity								
	Exp. Date	Initial Rate	Num Listed Bonds	Nominal price	Issue price	Last Trade Price	Last Trade Date	Volume Traded	Note	Exp. Date	Initial Rate	Num Listed Bonds	Nominal price	Issue price	Last Trade Price	Last Trade Date	Volume Traded	Note	Exp. Date	Initial Rate	Num Listed Bonds	Nominal price	Issue price	Last Trade Price	Last Trade Date	Volume Traded	Note
06/06/2025	---	---	---	---	---	---	---	---	---	---	---	---	---	---	---	---	---	---	06/06/2026	1.84	600,000	1,000.00	981.74	---	---	---	---
05/09/2025	---	---	---	---	---	---	---	---	---	---	---	---	---	---	---	---	---	---	04/09/2026	1.97	600,000	1,000.00	0.00	---	---	---	---
05/12/2025	---	---	---	---	---	---	---	---	---	---	---	---	---	---	---	---	---	---	04/12/2026	2.03	600,000	1,000.00	997.90	---	---	---	---
06/03/2026	---	---	---	---	---	---	---	---	---	---	---	---	---	---	---	---	---	---	05/03/2027	1.97	500,000	1,000.00	980.45	---	---	---	---

Bonds in Circulation	Currency / Min nominal traded Value	Coupons Payment Date	Current Coupon Value	Note	Coupon	Trading Unit	Issue Date	Duration (years)	Today's Interest	A.I.C in days	Bonds	Last price of previous days		Last Outcry in Cash (euro)		Trades in Pieces	Life min	Life Max	
												Price	Buy / Sell	Price	Buy / Sell				
Corporate Bonds in Foreign Currency and Euro																			
103,746	GBP / 10	01/12	0.25	---	67	1	01/12/1930	98	2.5	360	National Mortgage Bank	2.27	05/02/1996	2.27	S	05/02/1996	---	2.27	2.27
0	GBP / 10	01/12	0.25	---	69	1	01/12/1928	100	2.5	360	National Mortgage Bank	---	---	---	---	---	---	---	---

Government Bonds Notes

A.I.C: Accrued Interest Calculation base.

FLR: Floating Interest Rate.

The minimum tradeable Nominal Value for all Demeterialised Government Titles is 100 Euros.

(μτφρ-0)

Underlying Asset				Derivatives Market													
Price max	Price min	Closing price	change	Delivery Month	Open price	Price max	Price min	Last price	Closing price	Last Bid	Last Ask	Fixing price*	Life high	Life low	Trades	Volume	Open Interest
FTSE/Athex Large Cap				(Trade Unit: 1 Index Point x 2E, Cash Settlement)													
5,922.43	5,744.97	5,885.50	1.69%	April 2026	5,781.75	5,810.00	5,760.50	5,766.50	5,766.50	---	---	---	5,887.00	---	152	1,740	2,203
				May 2026	5,780.00	5,911.00	5,738.50	5,889.00	5,889.00	---	---	---	5,911.00	---	319	2,822	4,077
				June 2026	5,771.50	5,868.00	5,771.50	5,868.00	5,868.00	---	---	---	5,868.00	---	6	53	4
				September 2026	---	---	---	---	5,837.50	---	---	---	---	---	---	---	---
				December 2026	---	---	---	---	5,866.75	---	---	---	---	---	---	---	---
				March 2027	---	---	---	---	5,896.00	---	---	---	---	---	---	---	---
FTSE/Athex Banks				(Trade Unit: 1 Index Point x 15E, Cash Settlement)													
2,741.24	2,607.99	2,716.72	3.81%	June 2026	2,602.50	2,708.00	2,602.50	2,708.00	2,708.00	---	---	---	2,708.00	---	10	125	3,164
				September 2026	---	---	---	---	2,639.50	---	---	---	---	---	---	---	---
				December 2026	---	---	---	---	2,652.75	---	---	---	---	---	---	---	---
				March 2027	---	---	---	---	2,666.00	---	---	---	---	---	---	---	---
MSCI GREECE REBASED				(Trade Unit: 1 Index Point x 2E, Cash Settlement)													
9,596.27	9,195.14	9,506.42	2.83%	April 2026	9,307.75	9,307.75	9,260.50	9,260.50	9,260.50	---	---	---	9,307.75	---	4	40	---
				May 2026	---	---	---	---	9,251.50	---	---	---	9,484.25	---	---	---	---
				June 2026	---	---	---	---	9,277.25	---	---	---	---	---	---	---	---
				July 2026	---	---	---	---	9,291.75	---	---	---	---	---	---	---	---
				August 2026	---	---	---	---	9,309.75	---	---	---	---	---	---	---	---
				September 2026	---	---	---	---	9,324.00	---	---	---	---	---	---	---	---
				December 2026	---	---	---	---	9,370.75	---	---	---	---	---	---	---	---
				March 2027	---	---	---	---	9,417.50	---	---	---	---	---	---	---	---

Derivatives notes - <https://www.athexgroup.gr/en/market-data/statistics/eod-closing-prices/>

Fixing prices and final open positions can be retrieved from the following path <http://www.athexgroup.gr/en/market-data/statistics/eod-closing-prices>

Underlying Asset				Derivatives Market													
Price max	Price min	Closing price	change	Delivery Month	Open price	Price max	Price min	Last price	Closing price	Last Bid	Last Ask	Fixing price*	Life high	Life low	Trades	Volume	Open Interest
ADMIE (IPTO) HOLDING S.A. (CR)				(Contract Size: 100 Securities, Physical Delivery)													
3.1	3.045	3.06	-0.16%	June 2026	---	---	---	---	3.06	---	---	---	3.10	---	---	---	8,156
				September 2026	---	---	---	---	3.09	---	---	---	---	---	---	---	---
				December 2026	---	---	---	---	3.11	---	---	---	---	---	---	---	---
				March 2027	---	---	---	---	3.12	---	---	---	---	---	---	---	---
AEGEAN AIRLINES (CR)				(Contract Size: 100 Securities, Physical Delivery)													
13.72	13.11	13.66	3.09%	June 2026	12.54	12.82	12.35	12.82	12.82	---	---	---	15.15	---	66	214	2,451
				September 2026	---	---	---	---	13.36	---	---	---	---	---	---	---	---
				December 2026	---	---	---	---	13.43	---	---	---	---	---	---	---	---
				March 2027	---	---	---	---	13.50	---	---	---	---	---	---	---	---
AKTOR S.A. HOLDING CO. (CR)				(Contract Size: 100 Securities, Physical Delivery)													
11.16	10.84	11.16	1.46%	June 2026	11.00	11.24	11.00	11.18	11.18	---	---	---	11.24	---	23	119	97,052
				September 2026	---	---	---	---	11.09	---	---	---	---	---	---	---	---
				December 2026	---	---	---	---	11.15	---	---	---	---	---	---	---	---
				March 2027	---	---	---	---	11.21	---	---	---	---	---	---	---	---
Allwyn AG (CR)				(Contract Size: 100 Securities, Physical Delivery)													
14.03	13.61	13.795	-0.07%	June 2026	13.90	14.05	13.70	14.02	14.02	---	---	---	15.54	---	50	73	5,080
				September 2026	---	---	---	---	13.92	---	---	---	---	---	---	---	---
				December 2026	---	---	---	---	13.99	---	---	---	---	---	---	---	---
				March 2027	---	---	---	---	14.06	---	---	---	---	---	---	---	---
ALPHA BANK (CR)				(Contract Size: 100 Securities, Physical Delivery)													
3.986	3.725	3.933	5.56%	June 2026	3.73	4.00	3.73	3.94	3.94	---	---	---	4.50	---	647	15,433	59,960
				September 2026	---	---	---	---	3.76	---	---	---	---	---	---	---	---
				December 2026	---	---	---	---	3.78	---	---	---	---	---	---	---	---
				March 2027	---	---	---	---	3.80	---	---	---	---	---	---	---	---
ATHENS INTL AIRPORT (CR)				(Contract Size: 100 Securities, Physical Delivery)													
11.03	10.78	11.01	1.29%	June 2026	10.28	10.35	10.28	10.35	10.35	---	---	---	11.47	---	2	6	286
				September 2026	---	---	---	---	10.96	---	---	---	---	---	---	---	---
				December 2026	---	---	---	---	11.02	---	---	---	---	---	---	---	---
				March 2027	---	---	---	---	11.07	---	---	---	---	---	---	---	---
AUTOHELLAS SA (CR)				(Contract Size: 100 Securities, Physical Delivery)													
12.4	12.2	12.34	0.00%	June 2026	11.49	11.60	11.49	11.60	11.60	---	---	---	11.60	---	2	6	126
				September 2026	---	---	---	---	12.45	---	---	---	---	---	---	---	---
				December 2026	---	---	---	---	12.51	---	---	---	---	---	---	---	---
				March 2027	---	---	---	---	12.57	---	---	---	---	---	---	---	---

Derivatives notes - <https://www.athexgroup.gr/en/market-data/statistics/eod-closing-prices/>

Fixing prices and final open positions can be retrieved from the following path <http://www.athexgroup.gr/en/market-data/statistics/eod-closing-prices>

Underlying Asset				Derivatives Market													
Price max	Price min	Closing price	change	Delivery Month	Open price	Price max	Price min	Last price	Closing price	Last Bid	Last Ask	Fixing price*	Life high	Life low	Trades	Volume	Open Interest
AVAX S.A. (CR)				(Contract Size: 100 Securities, Physical Delivery)													
3.255	3.145	3.24	2.37%	June 2026	3.20	3.27	3.15	3.24	3.24	---	---	---	3.27	---	17	58	2,217
				September 2026	---	---	---	---	3.19	---	---	---	---	---	---	---	---
				December 2026	---	---	---	---	3.21	---	---	---	---	---	---	---	---
				March 2027	---	---	---	---	3.22	---	---	---	---	---	---	---	---
BALLY'S INTRALOT (CR)				(Contract Size: 100 Securities, Physical Delivery)													
1.056	1.028	1.055	1.64%	June 2026	1.04	1.06	1.03	1.06	1.06	---	---	---	1.10	---	72	3,078	1,273,695
				September 2026	---	---	---	---	1.05	---	---	---	---	---	---	---	---
				December 2026	---	---	---	---	1.05	---	---	---	---	---	---	---	---
				March 2027	---	---	---	---	1.06	---	---	---	---	---	---	---	---
BANK OF CYPRUS (CR)				(Contract Size: 100 Securities, Physical Delivery)													
9.68	9.265	9.58	2.95%	June 2026	8.89	9.20	8.89	9.20	9.20	---	---	---	9.20	---	13	94	689
				September 2026	---	---	---	---	9.39	---	---	---	---	---	---	---	---
				December 2026	---	---	---	---	9.43	---	---	---	---	---	---	---	---
				March 2027	---	---	---	---	9.48	---	---	---	---	---	---	---	---
CC HBC AG (CR)				(Contract Size: 100 Securities, Physical Delivery)													
50.7	49.85	50.7	-0.20%	June 2026	48.60	49.45	48.60	49.45	49.45	---	---	---	52.01	---	3	5	89
				September 2026	---	---	---	---	51.24	---	---	---	---	---	---	---	---
				December 2026	---	---	---	---	51.49	---	---	---	---	---	---	---	---
				March 2027	---	---	---	---	51.75	---	---	---	---	---	---	---	---
CENERGY HOLDINGS (CB)				(Contract Size: 100 Securities, Physical Delivery)													
21.4	20.36	21.18	3.02%	June 2026	20.61	21.30	20.52	21.05	21.05	---	---	---	21.30	---	41	183	3,718
				September 2026	---	---	---	---	20.74	---	---	---	---	---	---	---	---
				December 2026	---	---	---	---	20.84	---	---	---	---	---	---	---	---
				March 2027	---	---	---	---	20.94	---	---	---	---	---	---	---	---
CrediaBank (CR)				(Contract Size: 100 Securities, Physical Delivery)													
1.246	1.146	1.22	4.81%	June 2026	1.18	1.25	1.16	1.23	1.23	---	---	---	1.38	---	155	2,333	69,481
				September 2026	---	---	---	---	1.17	---	---	---	---	---	---	---	---
				December 2026	---	---	---	---	1.18	---	---	---	---	---	---	---	---
				March 2027	---	---	---	---	1.19	---	---	---	---	---	---	---	---
ELLAKTOR (CR)				(Contract Size: 100 Securities, Physical Delivery)													
1.374	1.33	1.362	1.64%	June 2026	1.29	1.33	1.27	1.31	1.31	---	---	---	1.34	---	8	56	1,603
				September 2026	---	---	---	---	1.35	---	---	---	---	---	---	---	---
				December 2026	---	---	---	---	1.36	---	---	---	---	---	---	---	---
				March 2027	---	---	---	---	1.37	---	---	---	---	---	---	---	---

Derivatives notes - <https://www.athexgroup.gr/en/market-data/statistics/eod-closing-prices/>

Fixing prices and final open positions can be retrieved from the following path <http://www.athexgroup.gr/en/market-data/statistics/eod-closing-prices>

Underlying Asset				Derivatives Market													
Price max	Price min	Closing price	change	Delivery Month	Open price	Price max	Price min	Last price	Closing price	Last Bid	Last Ask	Fixing price*	Life high	Life low	Trades	Volume	Open Interest
ELVALHALCOR (CR)				(Contract Size: 100 Securities, Physical Delivery)													
4.23	3.975	4.2	4.74%	June 2026	4.09	4.25	4.02	4.22	4.22	---	---	---	4.25	---	61	282	2,876
				September 2026	---	---	---	---	4.04	---	---	---	---	---	---	---	---
				December 2026	---	---	---	---	4.06	---	---	---	---	---	---	---	---
				March 2027	---	---	---	---	4.09	---	---	---	---	---	---	---	---
EUROBANK (CR)				(Contract Size: 100 Securities, Physical Delivery)													
4.12	3.872	4.08	4.40%	June 2026	3.89	4.07	3.84	4.06	4.06	---	---	---	4.07	---	202	3,988	23,547
				September 2026	---	---	---	---	3.94	---	---	---	---	---	---	---	---
				December 2026	---	---	---	---	3.96	---	---	---	---	---	---	---	---
				March 2027	---	---	---	---	3.98	---	---	---	---	---	---	---	---
EYDAP S.A. (CR)				(Contract Size: 100 Securities, Physical Delivery)													
9.44	9.18	9.43	0.64%	June 2026	9.41	9.45	9.27	9.45	9.45	---	---	---	9.55	---	22	120	13,025
				September 2026	---	---	---	---	9.45	---	---	---	---	---	---	---	---
				December 2026	---	---	---	---	9.50	---	---	---	---	---	---	---	---
				March 2027	---	---	---	---	9.55	---	---	---	---	---	---	---	---
FOURLIS (CR)				(Contract Size: 100 Securities, Physical Delivery)													
4.96	4.78	4.96	3.33%	June 2026	4.84	4.94	4.84	4.94	4.94	---	---	---	4.94	---	11	46	2,903
				September 2026	---	---	---	---	4.84	---	---	---	---	---	---	---	---
				December 2026	---	---	---	---	4.87	---	---	---	---	---	---	---	---
				March 2027	---	---	---	---	4.89	---	---	---	---	---	---	---	---
GEK TERNA (CR)				(Contract Size: 100 Securities, Physical Delivery)													
41.3	40.18	40.9	-0.39%	June 2026	41.37	41.37	40.24	40.85	40.85	---	---	---	41.37	---	21	70	5,080
				September 2026	---	---	---	---	41.41	---	---	---	---	---	---	---	---
				December 2026	---	---	---	---	41.62	---	---	---	---	---	---	---	---
				March 2027	---	---	---	---	41.83	---	---	---	---	---	---	---	---
HELLENIC EXCHANGES-A.S.E. (CR)				(Contract Size: 100 Securities, Physical Delivery)													
7.43	7.1	7.3	3.40%	June 2026	7.27	7.41	7.27	7.33	7.33	---	---	---	7.41	---	18	80	326
				September 2026	---	---	---	---	7.12	---	---	---	---	---	---	---	---
				December 2026	---	---	---	---	7.16	---	---	---	---	---	---	---	---
				March 2027	---	---	---	---	7.19	---	---	---	---	---	---	---	---
HELLENiQ ENERGY (CR)				(Contract Size: 100 Securities, Physical Delivery)													
9.9	9.31	9.72	-0.26%	June 2026	9.85	9.88	9.37	9.78	9.78	---	---	---	10.55	---	70	291	4,255
				September 2026	---	---	---	---	9.83	---	---	---	---	---	---	---	---
				December 2026	---	---	---	---	9.88	---	---	---	---	---	---	---	---
				March 2027	---	---	---	---	9.93	---	---	---	---	---	---	---	---

Derivatives notes - <https://www.athexgroup.gr/en/market-data/statistics/eod-closing-prices/>

Fixing prices and final open positions can be retrieved from the following path <http://www.athexgroup.gr/en/market-data/statistics/eod-closing-prices>

Underlying Asset				Derivatives Market													
Price max	Price min	Closing price	change	Delivery Month	Open price	Price max	Price min	Last price	Closing price	Last Bid	Last Ask	Fixing price*	Life high	Life low	Trades	Volume	Open Interest
INTRACOM HOLDINGS (CR)																	
(Contract Size: 100 Securities, Physical Delivery)																	
3.1	3.04	3.08	1.32%	June 2026	3.11	3.12	3.05	3.12	3.12	---	---	---	3.19	---	41	120	11,983
				September 2026	---	---	---	---	3.07	---	---	---	---	---	---	---	---
				December 2026	---	---	---	---	3.08	---	---	---	---	---	---	---	---
				March 2027	---	---	---	---	3.10	---	---	---	---	---	---	---	---
JUMBO SA (CR)																	
(Contract Size: 100 Securities, Physical Delivery)																	
24.6	23.3	24.38	2.96%	June 2026	23.70	24.65	23.70	24.54	24.54	---	---	---	25.68	---	27	74	4,169
				September 2026	---	---	---	---	23.88	---	---	---	---	---	---	---	---
				December 2026	---	---	---	---	24.00	---	---	---	---	---	---	---	---
				March 2027	---	---	---	---	24.12	---	---	---	---	---	---	---	---
LAMDA DEVELOPMENT SA (CR)																	
(Contract Size: 100 Securities, Physical Delivery)																	
6.4	6.24	6.31	-0.16%	June 2026	6.41	6.43	6.30	6.40	6.40	---	---	---	7.09	---	132	773	19,643
				September 2026	---	---	---	---	6.37	---	---	---	---	---	---	---	---
				December 2026	---	---	---	---	6.41	---	---	---	---	---	---	---	---
				March 2027	---	---	---	---	6.44	---	---	---	---	---	---	---	---
METLEN PLC (CR)																	
(Contract Size: 100 Securities, Physical Delivery)																	
36.9	35.86	36.3	-0.55%	June 2026	36.80	37.00	36.03	36.71	36.71	---	---	---	47.90	---	184	574	14,311
				September 2026	---	---	---	---	37.34	---	---	---	38.00	---	---	---	2
				December 2026	---	---	---	---	37.00	---	---	---	---	---	---	---	---
				March 2027	---	---	---	---	37.18	---	---	---	---	---	---	---	---
MIG (CR)																	
(Contract Size: 100 Securities, Physical Delivery)																	
3.225	3.19	3.22	0.00%	June 2026	---	---	---	---	3.29	---	---	---	3.43	---	---	---	144
				September 2026	---	---	---	---	3.25	---	---	---	---	---	---	---	---
				December 2026	---	---	---	---	3.26	---	---	---	---	---	---	---	---
				March 2027	---	---	---	---	3.28	---	---	---	---	---	---	---	---
MOTOR OIL (CR)																	
(Contract Size: 100 Securities, Physical Delivery)																	
38.16	35.1	36.52	-3.39%	June 2026	37.40	37.40	35.44	36.44	36.44	---	---	---	39.97	---	22	62	236
				September 2026	---	---	---	---	38.13	---	---	---	---	---	---	---	---
				December 2026	---	---	---	---	38.32	---	---	---	---	---	---	---	---
				March 2027	---	---	---	---	38.51	---	---	---	---	---	---	---	---
NATIONAL BANK (CR)																	
(Contract Size: 100 Securities, Physical Delivery)																	
15.21	14.54	15.01	2.81%	June 2026	14.61	14.99	14.36	14.85	14.85	---	---	---	15.76	---	135	704	11,399
				September 2026	---	---	---	---	14.73	---	---	---	---	---	---	---	---
				December 2026	---	---	---	---	14.80	---	---	---	---	---	---	---	---
				March 2027	---	---	---	---	14.87	---	---	---	---	---	---	---	---

Derivatives notes - <https://www.athexgroup.gr/en/market-data/statistics/eod-closing-prices/>

Fixing prices and final open positions can be retrieved from the following path <http://www.athexgroup.gr/en/market-data/statistics/eod-closing-prices>

Underlying Asset				Derivatives Market													
Price max	Price min	Closing price	change	Delivery Month	Open price	Price max	Price min	Last price	Closing price	Last Bid	Last Ask	Fixing price*	Life high	Life low	Trades	Volume	Open Interest
OPTIMA BANK (CR)																	
(Contract Size: 100 Securities, Physical Delivery)																	
9.63	9.08	9.63	4.90%	June 2026	9.21	9.59	9.20	9.59	9.59	---	---	---	9.59	---	19	63	489
				September 2026	---	---	---	---	9.26	---	---	---	---	---	---	---	---
				December 2026	---	---	---	---	9.31	---	---	---	---	---	---	---	---
				March 2027	---	---	---	---	9.35	---	---	---	---	---	---	---	---
OTE (CR)																	
(Contract Size: 100 Securities, Physical Delivery)																	
18.24	17.8	17.92	-1.54%	June 2026	18.21	18.21	17.80	17.96	17.96	---	---	---	18.22	---	5	14	883
				September 2026	---	---	---	---	18.36	---	---	---	---	---	---	---	---
				December 2026	---	---	---	---	18.45	---	---	---	---	---	---	---	---
				March 2027	---	---	---	---	18.54	---	---	---	---	---	---	---	---
P.P.A. S.A. (CR)																	
(Contract Size: 100 Securities, Physical Delivery)																	
39	38.4	39	2.09%	June 2026	39.11	39.11	39.11	39.11	39.11	---	---	---	39.11	---	1	1	40
				September 2026	---	---	---	---	38.53	---	---	---	---	---	---	---	---
				December 2026	---	---	---	---	38.72	---	---	---	---	---	---	---	---
				March 2027	---	---	---	---	38.92	---	---	---	---	---	---	---	---
PIRAEUS BANK (CR)																	
(Contract Size: 100 Securities, Physical Delivery)																	
8.78	8.31	8.674	3.48%	June 2026	8.42	8.80	8.34	8.68	8.68	---	---	---	8.90	---	421	5,590	45,848
				September 2026	---	---	---	---	8.45	---	---	---	---	---	---	---	---
				December 2026	---	---	---	---	8.50	---	---	---	---	---	---	---	---
				March 2027	---	---	---	---	8.54	---	---	---	---	---	---	---	---
PPC (CR)																	
(Contract Size: 100 Securities, Physical Delivery)																	
19.33	18.48	18.72	-2.19%	June 2026	19.47	19.47	18.61	18.84	18.84	---	---	---	20.10	---	220	1,100	18,283
				September 2026	---	---	---	---	19.30	---	---	---	---	---	---	---	---
				December 2026	---	---	---	---	19.40	---	---	---	---	---	---	---	---
				March 2027	---	---	---	---	19.50	---	---	---	---	---	---	---	---
QUEST HOLDINGS (CR)																	
(Contract Size: 100 Securities, Physical Delivery)																	
7.07	6.87	6.9	-1.85%	June 2026	6.93	6.93	6.84	6.87	6.87	---	---	---	6.93	---	3	8	233
				September 2026	---	---	---	---	7.09	---	---	---	---	---	---	---	---
				December 2026	---	---	---	---	7.13	---	---	---	---	---	---	---	---
				March 2027	---	---	---	---	7.16	---	---	---	---	---	---	---	---
TITAN (CB)																	
(Contract Size: 100 Securities, Physical Delivery)																	
48.82	46.82	47.7	0.21%	June 2026	47.50	48.50	47.10	48.15	48.15	---	---	---	49.82	---	14	44	387
				September 2026	---	---	---	---	48.01	---	---	---	---	---	---	---	---
				December 2026	---	---	---	---	48.25	---	---	---	---	---	---	---	---
				March 2027	---	---	---	---	48.49	---	---	---	---	---	---	---	---

Derivatives notes - <https://www.athexgroup.gr/en/market-data/statistics/eod-closing-prices/>

Fixing prices and final open positions can be retrieved from the following path <http://www.athexgroup.gr/en/market-data/statistics/eod-closing-prices>

Underlying Asset				Derivatives Market													
Price max	Price min	Closing price	change	Delivery Month	Open price	Price max	Price min	Last price	Closing price	Last Bid	Last Ask	Fixing price*	Life high	Life low	Trades	Volume	Open Interest
VIOHALCO SA/NV (CB)				(Contract Size: 100 Securities, Physical Delivery)													
14.98	14.12	14.8	3.79%	June 2026	14.39	15.02	14.36	14.86	14.86	---	---	---	15.02	---	73	270	1,879
				September 2026	---	---	---	---	14.38	---	---	---	---	---	---	---	---
				December 2026	---	---	---	---	14.45	---	---	---	---	---	---	---	---
				March 2027	---	---	---	---	14.53	---	---	---	---	---	---	---	---

Derivatives notes - <https://www.athexgroup.gr/en/market-data/statistics/eod-closing-prices/>

Fixing prices and final open positions can be retrieved from the following path <http://www.athexgroup.gr/en/market-data/statistics/eod-closing-prices>

FTSE/Athex Large Cap

(Trade Unit: 1 Index Point x 2€ - Exercise Style: European, Cash Settlement)

Exercise Price	Call Options														Put Options																		
	April 2026							May 2026							Other Months		April 2026							May 2026							Other Months		Exercise Price
	Open price	Price max	Price min	Last price	Closing price	Volume	Open Interest	Open price	Price max	Price min	Last price	Closing price	Volume	Open Interest	Volume	Open Interest	Open price	Price max	Price min	Last price	Closing price	Volume	Open Interest	Open price	Price max	Price min	Last price	Closing price	Volume	Open Interest	Volume	Open Interest	
4,000	-	-	-	-	-	-	-	-	-	-	-	-	-	-	-	-	-	-	-	-	-	-	-	-	-	-	-	-	-	-	-	-	
4,100	-	-	-	-	-	-	-	-	-	-	-	-	-	-	-	-	-	-	-	-	-	-	-	-	-	-	-	-	-	-	-	-	4,100
4,200	-	-	-	-	-	-	-	-	-	-	-	-	-	-	-	-	-	-	-	-	-	-	-	-	-	-	-	-	-	-	-	-	4,200
4,300	-	-	-	-	-	-	-	-	-	-	-	-	-	-	-	-	-	-	-	-	-	-	-	-	-	-	-	-	-	-	-	-	4,300
4,400	-	-	-	-	-	-	-	-	-	-	-	-	-	-	-	-	-	-	-	-	-	-	-	-	-	-	-	-	-	-	-	-	4,400
4,450	-	-	-	-	-	-	-	-	-	-	-	-	-	-	-	-	-	-	-	-	-	-	-	-	-	-	-	-	-	-	-	-	4,450
4,500	-	-	-	-	-	-	-	-	-	-	-	-	-	-	-	-	-	-	-	-	-	-	-	-	-	-	-	-	-	-	-	-	4,500
4,550	-	-	-	-	-	-	-	-	-	-	-	-	-	-	-	-	-	-	-	-	-	-	-	-	-	-	-	-	-	-	-	-	4,550
4,600	0.00	0.00	0.00	-	-	-	-	0.00	0.00	0.00	-	1,165.00	-	-	-	0.00	0.00	0.00	-	4,601.00	-	-	0.00	0.00	0.00	-	0.22	-	-	-	-	4,600	
4,650	0.00	0.00	0.00	-	-	-	-	0.00	0.00	0.00	-	1,115.00	-	-	-	0.00	0.00	0.00	-	4,651.00	-	-	0.00	0.00	0.00	-	0.36	-	-	-	-	4,650	
4,700	0.00	0.00	0.00	-	-	-	-	0.00	0.00	0.00	-	1,065.00	-	-	-	0.00	0.00	0.00	-	4,701.00	-	-	0.00	0.00	0.00	-	0.56	-	-	-	-	4,700	
4,750	0.00	0.00	0.00	-	-	-	-	0.00	0.00	0.00	-	1,016.00	-	-	-	0.00	0.00	0.00	-	4,751.00	-	-	0.00	0.00	0.00	-	0.87	-	-	-	-	4,750	
4,800	0.00	0.00	0.00	-	-	-	-	0.00	0.00	0.00	-	966.00	-	-	-	0.00	0.00	0.00	-	4,801.00	-	-	0.00	0.00	0.00	-	1.30	-	-	-	-	4,800	
4,850	0.00	0.00	0.00	-	-	-	-	0.00	0.00	0.00	-	917.00	-	-	-	0.00	0.00	0.00	-	4,851.00	-	-	0.00	0.00	0.00	-	1.90	-	-	-	-	4,850	
4,900	0.00	0.00	0.00	-	-	-	-	0.00	0.00	0.00	-	868.00	-	-	-	0.00	0.00	0.00	-	4,901.00	-	8	0.00	0.00	0.00	-	2.80	-	-	-	-	4,900	
4,950	0.00	0.00	0.00	-	-	-	-	0.00	0.00	0.00	-	819.00	-	-	-	0.00	0.00	0.00	-	4,951.00	-	15	0.00	0.00	0.00	-	4.00	-	1	-	-	4,950	
5,000	0.00	0.00	0.00	-	-	-	-	0.00	0.00	0.00	-	771.00	-	-	-	0.00	0.00	0.00	-	5,001.00	-	15	0.00	0.00	0.00	-	5.60	-	-	-	-	5,000	
5,050	0.00	0.00	0.00	-	-	-	60	0.00	0.00	0.00	-	723.00	-	33	-	0.00	0.00	0.00	-	5,051.00	-	117	0.00	0.00	0.00	-	7.70	-	60	-	-	5,050	
5,100	0.00	0.00	0.00	-	-	-	30	0.00	0.00	0.00	-	676.00	-	50	-	0.00	0.00	0.00	-	5,101.00	-	78	0.00	0.00	0.00	-	10.50	-	-	-	-	5,100	
5,150	0.00	0.00	0.00	-	-	-	90	0.00	0.00	0.00	-	630.00	-	51	-	0.00	0.00	0.00	-	5,151.00	-	100	0.00	0.00	0.00	-	14.00	-	45	-	-	5,150	
5,200	0.00	0.00	0.00	-	-	-	62	0.00	0.00	0.00	-	584.00	-	45	-	0.00	0.00	0.00	-	5,201.00	-	63	0.00	0.00	0.00	-	18.50	-	90	-	-	5,200	
5,250	0.00	0.00	0.00	-	-	-	61	0.00	0.00	0.00	-	540.00	-	32	-	0.00	0.00	0.00	-	5,251.00	-	133	0.00	0.00	0.00	-	24.00	-	150	-	-	5,250	
5,300	0.00	0.00	0.00	-	-	-	90	0.00	0.00	0.00	-	497.00	-	30	-	0.00	0.00	0.00	-	5,301.00	-	87	0.00	0.00	0.00	-	30.75	-	120	-	-	5,300	
5,350	0.00	0.00	0.00	-	-	-	93	0.00	0.00	0.00	-	455.00	-	30	-	0.00	0.00	0.00	-	5,351.00	-	90	0.00	0.00	0.00	-	39.00	-	30	-	-	5,350	
5,400	0.00	0.00	0.00	-	-	-	153	0.00	0.00	0.00	-	415.00	-	30	-	0.00	0.00	0.00	-	5,401.00	-	63	0.00	0.00	0.00	-	48.75	-	32	-	-	5,400	
5,450	349.00	349.00	319.00	319.00	-	2	103	0.00	0.00	0.00	-	376.00	-	30	-	0.00	349.00	0.00	-	5,451.00	-	122	0.00	0.00	0.00	-	60.00	-	61	-	-	5,450	
5,500	0.00	0.00	0.00	-	-	-	115	0.00	0.00	0.00	-	340.00	-	30	-	0.00	0.00	0.00	-	5,501.00	-	121	0.00	0.00	0.00	-	73.50	-	30	-	-	5,500	
5,550	0.00	0.00	0.00	-	-	-	33	0.00	0.00	0.00	-	305.00	-	-	-	0.00	0.00	0.00	-	5,551.00	-	119	100.00	100.00	100.00	100.00	100.00	10	-	-	-	5,550	
5,600	0.00	0.00	0.00	-	-	-	30	0.00	0.00	0.00	-	272.00	-	-	-	0.00	0.00	0.00	-	5,601.00	-	8	0.00	0.00	0.00	-	106.00	-	20	-	-	5,600	
5,650	0.00	0.00	0.00	-	-	-	-	0.00	0.00	0.00	-	242.00	-	60	-	0.00	0.00	0.00	-	5,651.00	-	30	0.00	0.00	0.00	-	126.00	-	20	-	-	5,650	
5,700	0.00	0.00	0.00	-	-	-	27	227.00	247.00	227.00	247.00	247.00	60	60	-	0.00	0.00	0.00	-	5,701.00	-	118	118.00	118.00	118.00	118.00	118.00	30	1	-	-	5,700	
5,750	35.00	35.00	22.00	22.00	-	93	68	171.00	216.00	171.00	216.00	216.00	32	30	-	0.00	35.00	0.00	-	5,751.00	-	156	154.00	154.00	112.00	112.00	112.00	100	145	-	-	5,750	
5,800	0.00	0.00	0.00	-	-	-	110	158.00	210.00	158.00	210.00	210.00	61	30	-	14.75	0.00	14.75	25.50	5,801.00	120	125	194.00	194.00	161.00	161.00	161.00	61	60	-	-	5,800	
5,850	0.00	0.00	0.00	-	-	-	143	200.00	201.00	183.00	183.00	183.00	32	152	-	55.00	0.00	55.00	75.00	5,851.00	33	62	156.00	156.00	156.00	156.00	156.00	30	35	-	-	5,850	
5,900	0.00	0.00	0.00	-	-	-	60	131.00	131.00	131.00	131.00	131.00	1	5	-	0.00	0.00	0.00	-	5,901.00	-	150	0.00	0.00	0.00	-	256.00	-	60	-	-	5,900	
5,950	0.00	0.00	0.00	-	-	-	10	120.00	120.00	120.00	120.00	120.00	1	26	-	0.00	0.00	0.00	-	5,951.00	-	30	0.00	0.00	0.00	-	288.00	-	-	-	-	5,950	

FTSE/Athex Large Cap

(Trade Unit: 1 Index Point x 2€ - Exercise Style: European, Cash Settlement)

Call Options															Put Options																			
April 2026								May 2026							Other Months		April 2026								May 2026							Other Months		Exercise Price
Open price	Price max	Price min	Last price	Closing price	Volume	Open Interest	Open price	Price max	Price min	Last price	Closing price	Volume	Open Interest	Volume	Open Interest	Open price	Price max	Price min	Last price	Closing price	Volume	Open Interest	Open price	Price max	Price min	Last price	Closing price	Volume	Open Interest	Volume	Open Interest			
6,000	0.00	0.00	0.00	-	-	-	101.00	101.00	101.00	101.00	101.00	10	-			0.00	0.00	0.00	-	6,001.00	-	-	0.00	0.00	0.00	-	323.00	-	-			6,000		
6,050	0.00	0.00	0.00	-	-	-	0.00	0.00	0.00	-	76.00	-	10			0.00	0.00	0.00	-	6,051.00	-	-	0.00	0.00	0.00	-	359.00	-	-			6,050		
6,100	0.00	0.00	0.00	-	-	-	0.00	0.00	0.00	-	64.00	-	-			0.00	0.00	0.00	-	6,101.00	-	-	0.00	0.00	0.00	-	397.00	-	-			6,100		
6,150	0.00	0.00	0.00	-	-	-	0.00	0.00	0.00	-	53.50	-	-			0.00	0.00	0.00	-	6,151.00	-	-	0.00	0.00	0.00	-	436.00	-	-			6,150		
6,200	0.00	0.00	0.00	-	-	-	0.00	0.00	0.00	-	44.50	-	-			0.00	0.00	0.00	-	6,201.00	-	-	0.00	0.00	0.00	-	477.00	-	-			6,200		
6,250	0.00	0.00	0.00	-	-	-	0.00	0.00	0.00	-	36.75	-	-			0.00	0.00	0.00	-	6,251.00	-	-	0.00	0.00	0.00	-	520.00	-	-			6,250		
6,300	0.00	0.00	0.00	-	-	-	0.00	0.00	0.00	-	30.25	-	-			0.00	0.00	0.00	-	6,301.00	-	-	0.00	0.00	0.00	-	563.00	-	-			6,300		
6,350	0.00	0.00	0.00	-	-	-	0.00	0.00	0.00	-	24.75	-	-			0.00	0.00	0.00	-	6,351.00	-	-	0.00	0.00	0.00	-	607.00	-	-			6,350		
6,400	0.00	0.00	0.00	-	-	-	-	-	-	-	-	-	-			0.00	0.00	0.00	-	6,401.00	-	-	-	-	-	-	-	-	-	-			6,400	
6,450	0.00	0.00	0.00	-	-	-	-	-	-	-	-	-	-			0.00	0.00	0.00	-	6,451.00	-	-	-	-	-	-	-	-	-	-			6,450	
6,500	0.00	0.00	0.00	-	-	-	-	-	-	-	-	-	-			0.00	0.00	0.00	-	6,501.00	-	-	-	-	-	-	-	-	-	-			6,500	
6,550	0.00	0.00	0.00	-	-	-	-	-	-	-	-	-	-			0.00	0.00	0.00	-	6,551.00	-	-	-	-	-	-	-	-	-	-			6,550	
6,600	0.00	0.00	0.00	-	-	-	-	-	-	-	-	-	-			0.00	0.00	0.00	-	6,601.00	-	-	-	-	-	-	-	-	-	-			6,600	
6,650	0.00	0.00	0.00	-	-	-	-	-	-	-	-	-	-			0.00	0.00	0.00	-	6,651.00	-	-	-	-	-	-	-	-	-	-			6,650	
Totals:					95	1,338					197	734	0	0							153	1,810							231	960	0	0		
Number of Trades:					8						13		0								8							10		0				

Allwyn AG (CR)

(Contract Size: 100 Securities, Exercise Style: American, Physical Delivery)

Call Options														Put Options																					
April 2026							May 2026							Other Months		April 2026							May 2026							Other Months		Exercise Price			
Open price	Price max	Price min	Last price	Closing price	Volume	Open Interest	Open price	Price max	Price min	Last price	Closing price	Volume	Open Interest	Volume	Open Interest	Open price	Price max	Price min	Last price	Closing price	Volume	Open Interest	Open price	Price max	Price min	Last price	Closing price	Volume	Open Interest	Volume	Open Interest				
9.000	0.000	0.000	0.000		-	-	0.000	0.000	0.000		4.82	-	-			0.000	0.000	0.000		10.00	-	-			0.000	0.000	0.000		0.001	-	-			0.090	
9.250	0.000	0.000	0.000		-	-	0.000	0.000	0.000		4.57	-	-			0.000	0.000	0.000		10.25	-	-			0.000	0.000	0.000		0.002	-	-			0.093	
9.500	0.000	0.000	0.000		-	-	0.000	0.000	0.000		4.33	-	-			0.000	0.000	0.000		10.50	-	-			0.000	0.000	0.000		0.004	-	-			0.095	
9.750	0.000	0.000	0.000		-	-	0.000	0.000	0.000		4.08	-	-			0.000	0.000	0.000		10.75	-	-			0.000	0.000	0.000		0.007	-	-			0.098	
10.000	0.000	0.000	0.000		-	-	0.000	0.000	0.000		3.83	-	-			0.000	0.000	0.000		11.00	-	-			0.000	0.000	0.000		0.001	-	-			0.100	
10.500	0.000	0.000	0.000		-	-	0.000	0.000	0.000		3.33	-	-			0.000	0.000	0.000		11.50	-	-			0.000	0.000	0.000		0.001	-	-			0.105	
11.000	0.000	0.000	0.000		-	-	0.000	0.000	0.000		2.83	-	-			0.000	0.000	0.000		12.00	-	-			0.000	0.000	0.000		0.002	-	-			0.110	
11.500	0.000	0.000	0.000		-	-	0.000	0.000	0.000		2.34	-	-			0.000	0.000	0.000		12.50	-	-			0.000	0.000	0.000		0.008	-	-			0.115	
12.000	0.000	0.000	0.000		-	-	0.000	0.000	0.000		1.86	-	-			0.000	0.000	0.000		13.00	-	-			0.000	0.000	0.000		0.027	-	-			0.120	
12.500	0.000	0.000	0.000		-	-	0.000	0.000	0.000		1.40	-	-			0.000	0.000	0.000		13.50	-	-			0.000	0.000	0.000		0.073	-	-			0.125	
13.000	0.000	0.000	0.000		-	-	0.000	0.000	0.000		1.00	-	-			0.000	0.000	0.000		14.00	-	-			0.000	0.000	0.000		0.173	-	-			0.130	
13.500	0.000	0.000	0.000		-	-	0.000	0.000	0.000		0.667	-	15			0.000	0.000	0.000		14.50	-	15			0.000	0.000	0.000		0.337	-	-			0.135	
14.000	0.000	0.000	0.000		-	-	0.000	0.000	0.000		0.416	-	15			0.000	0.000	0.000		15.00	-	45			0.000	0.000	0.000		0.586	-	-			0.140	
14.500	0.000	0.000	0.000		-	-	0.000	0.000	0.000		0.236	-	15			0.000	0.000	0.000		15.50	-	73			0.000	0.000	0.000		0.906	-	-			0.145	
15.000	0.000	0.000	0.000		-	60	0.000	0.000	0.000		0.126	-	30			0.000	0.000	0.000		16.00	-	90			0.000	0.000	0.000		1.30	-	-			0.150	
15.500	0.000	0.000	0.000		-	75	0.000	0.000	0.000		0.062	-	-			0.000	0.000	0.000		16.50	-	5			0.000	0.000	0.000		1.74	-	-			0.155	
16.000	0.000	0.000	0.000		-	-	0.000	0.000	0.000		0.028	-	-			0.000	0.000	0.000		17.00	-	-			0.000	0.000	0.000		2.20	-	-			0.160	
16.500	0.000	0.000	0.000		-	-	0.000	0.000	0.000		0.011	-	-			0.000	0.000	0.000		17.50	-	-			0.000	0.000	0.000		2.69	-	-			0.165	
17.000	0.000	0.000	0.000		-	-	0.000	0.000	0.000		0.004	-	-			0.000	0.000	0.000		18.00	-	-			0.000	0.000	0.000		3.19	-	-			0.170	
17.500	0.000	0.000	0.000		-	-	0.000	0.000	0.000		0.002	-	-			0.000	0.000	0.000		18.50	-	-			0.000	0.000	0.000		3.69	-	-			0.175	
18.000	0.000	0.000	0.000		-	-	0.000	0.000	0.000		0.001	-	-			0.000	0.000	0.000		19.00	-	-			0.000	0.000	0.000		4.19	-	-			0.180	
18.500	0.000	0.000	0.000		-	-	0.000	0.000	0.000		0.004	-	-			0.000	0.000	0.000		19.50	-	-			0.000	0.000	0.000		4.69	-	-			0.185	
19.000	0.000	0.000	0.000		-	-	0.000	0.000	0.000		0.002	-	-			0.000	0.000	0.000		20.00	-	-			0.000	0.000	0.000		5.19	-	-			0.190	
19.500	0.000	0.000	0.000		-	-	0.000	0.000	0.000		0.001	-	-			0.000	0.000	0.000		20.50	-	-			0.000	0.000	0.000		5.69	-	-			0.195	
20.000	0.000	0.000	0.000		-	-	0.000	0.000	0.000		0.001	-	-			0.000	0.000	0.000		21.00	-	-			0.000	0.000	0.000		6.19	-	-			0.200	
21.000	0.000	0.000	0.000		-	-	0.000	0.000	0.000		0.001	-	-			0.000	0.000	0.000		22.00	-	-			0.000	0.000	0.000		7.19	-	-			0.210	
22.000	0.000	0.000	0.000		-	-	0.000	0.000	0.000		0.001	-	-			0.000	0.000	0.000		23.00	-	-			0.000	0.000	0.000		8.19	-	-			0.220	
23.000	0.000	0.000	0.000		-	-	0.000	0.000	0.000		0.001	-	-			0.000	0.000	0.000		24.00	-	-			0.000	0.000	0.000		9.19	-	-			0.230	
24.000	0.000	0.000	0.000		-	-						-	-			0.000	0.000	0.000		25.00	-	-												0.240	
25.000	0.000	0.000	0.000		-	-						-	-			0.000	0.000	0.000		26.00	-	-												0.250	
26.000	0.000	0.000	0.000		-	-						-	-			0.000	0.000	0.000		27.00	-	-												0.260	
27.000					-	-						-	-																						0.270
28.000					-	-						-	-																						0.280
29.000					-	-						-	-																						0.290
30.000					-	-						-	-																						0.300

Allwyn AG (CR)

(Contract Size: 100 Securities, Exercise Style: American, Physical Delivery)

	Call Options														Put Options																		
	April 2026						May 2026						Other Months		April 2026						May 2026				Other Months								
Exercise Price	Open price	Price max	Price min	Last price	Closing price	Volume	Open Interest	Open price	Price max	Price min	Last price	Closing price	Volume	Open Interest	Volume	Open Interest	Open price	Price max	Price min	Last price	Closing price	Volume	Open Interest	Open price	Price max	Price min	Last price	Closing price	Volume	Open Interest	Volume	Open Interest	Exercise Price
Totals:						0	135						0	75	0	0						0	228						0	160	0	0	
Number of Trades:						0							0		0							0.00						0		0			

ALPHA BANK (CR)

(Contract Size: 100 Securities, Exercise Style: American, Physical Delivery)

Call Options														Put Options																				
April 2026							May 2026							Other Months		April 2026							May 2026							Other Months		Exercise Price		
Open price	Price max	Price min	Last price	Closing price	Volume	Open Interest	Open price	Price max	Price min	Last price	Closing price	Volume	Open Interest	Volume	Open Interest	Open price	Price max	Price min	Last price	Closing price	Volume	Open Interest	Open price	Price max	Price min	Last price	Closing price	Volume	Open Interest	Volume	Open Interest			
2.000	0.000	0.000	0.000		-	-	0.000	0.000	0.000		1.73	-	-			0.000	0.000	0.000		3.00	-	-			0.000	0.000	0.000		0.001	-	-			0.020
2.100	0.000	0.000	0.000		-	-	0.000	0.000	0.000		1.63	-	-			0.000	0.000	0.000		3.10	-	-			0.000	0.000	0.000		0.001	-	-			0.021
2.200	0.000	0.000	0.000		-	-	0.000	0.000	0.000		1.53	-	-			0.000	0.000	0.000		3.20	-	-			0.000	0.000	0.000		0.001	-	-			0.022
2.300	0.000	0.000	0.000		-	-	0.000	0.000	0.000		1.43	-	-			0.000	0.000	0.000		3.30	-	-			0.000	0.000	0.000		0.001	-	-			0.023
2.400	0.000	0.000	0.000		-	-	0.000	0.000	0.000		1.33	-	-			0.000	0.000	0.000		3.40	-	-			0.000	0.000	0.000		0.001	-	-			0.024
2.500	0.000	0.000	0.000		-	-	0.000	0.000	0.000		1.23	-	-			0.000	0.000	0.000		3.50	-	-			0.000	0.000	0.000		0.002	-	-			0.025
2.600	0.000	0.000	0.000		-	-	0.000	0.000	0.000		1.13	-	-			0.000	0.000	0.000		3.60	-	-			0.000	0.000	0.000		0.004	-	-			0.026
2.700	0.000	0.000	0.000		-	-	0.000	0.000	0.000		1.03	-	-			0.000	0.000	0.000		3.70	-	-			0.000	0.000	0.000		0.001	-	-			0.027
2.800	0.000	0.000	0.000		-	-	0.000	0.000	0.000		0.935	-	-			0.000	0.000	0.000		3.80	-	-			0.000	0.000	0.000		0.001	-	-			0.028
2.900	0.000	0.000	0.000		-	-	0.000	0.000	0.000		0.837	-	-			0.000	0.000	0.000		3.90	-	-			0.000	0.000	0.000		0.002	-	-			0.029
3.000	0.000	0.000	0.000		-	-	0.000	0.000	0.000		0.740	-	-			0.000	0.000	0.000		4.00	-	10			0.000	0.000	0.000		0.005	-	-			0.030
3.100	0.000	0.000	0.000		-	-	0.000	0.000	0.000		0.645	-	4			0.000	0.000	0.000		4.10	-	-			0.000	0.000	0.000		0.010	-	-			0.031
3.200	0.000	0.000	0.000		-	-	0.000	0.000	0.000		0.553	-	-			0.000	0.000	0.000		4.20	-	64			0.000	0.000	0.000		0.018	-	-			0.032
3.300	0.000	0.000	0.000		-	-	0.000	0.000	0.000		0.466	-	15			0.000	0.000	0.000		4.30	-	-			0.000	0.000	0.000		0.031	-	-			0.033
3.400	0.000	0.000	0.000		-	-	0.000	0.000	0.000		0.386	-	-			0.000	0.000	0.000		4.40	-	-			0.000	0.000	0.000		0.050	-	-			0.034
3.500	0.000	0.000	0.000		-	-	0.000	0.000	0.000		0.312	-	-			0.000	0.000	0.000		4.50	-	-			0.000	0.000	0.000		0.077	-	-			0.035
3.600	0.000	0.000	0.000		-	-	0.000	0.000	0.000		0.248	-	-			0.000	0.000	0.000		4.60	-	-			0.000	0.000	0.000		0.112	-	-			0.036
3.700	0.000	0.000	0.000		-	5	0.000	0.000	0.000		0.193	-	-			0.000	0.000	0.000		4.70	-	-			0.000	0.000	0.000		0.157	-	-			0.037
3.800	0.000	0.000	0.000		-	-	0.000	0.000	0.000		0.147	-	-			0.000	0.000	0.000		4.80	-	-			0.000	0.000	0.000		0.211	-	-			0.038
3.900	0.000	0.000	0.000		-	-	0.000	0.000	0.000		0.109	-	-			0.000	0.000	0.000		4.90	-	-			0.000	0.000	0.000		0.274	-	-			0.039
4.000	0.000	0.000	0.000		-	-	0.000	0.000	0.000		0.079	-	-			0.000	0.000	0.000		5.00	-	-			0.000	0.000	0.000		0.343	-	-			0.040
4.250	0.000	0.000	0.000		-	-	0.000	0.000	0.000		0.032	-	-			0.000	0.000	0.000		5.25	-	-			0.000	0.000	0.000		0.547	-	-			0.043
4.400					-	-						-	-								-	-							-	-			0.044	
4.500	0.000	0.000	0.000		-	-	0.000	0.000	0.000		0.012	-	-			0.000	0.000	0.000		5.50	-	-			0.000	0.000	0.000		0.777	-	-			0.045
4.750	0.000	0.000	0.000		-	-	0.000	0.000	0.000		0.004	-	-			0.000	0.000	0.000		5.75	-	-			0.000	0.000	0.000		1.02	-	-			0.048
4.800					-	-						-	-								-	-							-	-			0.048	
5.000	0.000	0.000	0.000		-	-	0.000	0.000	0.000		0.001	-	-			0.000	0.000	0.000		6.00	-	-			0.000	0.000	0.000		1.27	-	-			0.050
5.250	0.000	0.000	0.000		-	-	0.000	0.000	0.000		0.001	-	-			0.000	0.000	0.000		6.25	-	-			0.000	0.000	0.000		1.52	-	-			0.053
5.500	0.000	0.000	0.000		-	-	0.000	0.000	0.000		0.001	-	-			0.000	0.000	0.000		6.50	-	-			0.000	0.000	0.000		1.77	-	-			0.055
5.750	0.000	0.000	0.000		-	-	0.000	0.000	0.000		0.001	-	-			0.000	0.000	0.000		6.75	-	-			0.000	0.000	0.000		2.02	-	-			0.058
6.000	0.000	0.000	0.000		-	-	0.000	0.000	0.000		0.001	-	-			0.000	0.000	0.000		7.00	-	-			0.000	0.000	0.000		2.27	-	-			0.060
6.250	0.000	0.000	0.000		-	-	0.000	0.000	0.000		0.001	-	-			0.000	0.000	0.000		7.25	-	-			0.000	0.000	0.000		2.52	-	-			0.063
6.500	0.000	0.000	0.000		-	-						-	-			0.000	0.000	0.000		7.50	-	-						-	-			0.065		
6.750	0.000	0.000	0.000		-	-						-	-			0.000	0.000	0.000		7.75	-	-						-	-			0.068		
7.000	0.000	0.000	0.000		-	-						-	-			0.000	0.000	0.000		8.00	-	-						-	-			0.070		

ALPHA BANK (CR)

(Contract Size: 100 Securities, Exercise Style: American, Physical Delivery)

	Call Options														Put Options																						
	April 2026							May 2026							Other Months		April 2026							May 2026							Other Months						
Exercise Price	Open price	Price max	Price min	Last price	Closing price	Volume	Open Interest	Open price	Price max	Price min	Last price	Closing price	Volume	Open Interest	Volume	Open Interest	Open price	Price max	Price min	Last price	Closing price	Volume	Open Interest	Open price	Price max	Price min	Last price	Closing price	Volume	Open Interest	Volume	Open Interest	Exercise Price				
Totals:						0	5						0	19	0	0						0	74						0	0	0	0					
Number of Trades:							0						0			0						0.00						0			0						

NATIONAL BANK (CR)

(Contract Size: 100 Securities, Exercise Style: American, Physical Delivery)

Call Options																	Put Options																		
April 2026																	May 2026										Other Months								
Exercise Price	Open price	Price max	Price min	Last price	Closing price	Volume	Open Interest	Open price	Price max	Price min	Last price	Closing price	Volume	Open Interest	Volume	Open Interest	Open price	Price max	Price min	Last price	Closing price	Volume	Open Interest	Open price	Price max	Price min	Last price	Closing price	Volume	Open Interest	Volume	Open Interest	Exercise Price		
8.250						-	-																											0.083	
8.400						-	-																											0.084	
8.500						-	-																											0.085	
8.750	0.000	0.000	0.000			-	-	0.000	0.000	0.000		5.86	-	-			0.000	0.000	0.000		9.75	-	-		0.000	0.000	0.000		0.001	-	-		0.088		
8.800						-	-																											0.088	
9.000	0.000	0.000	0.000			-	-	0.000	0.000	0.000		5.61	-	-			0.000	0.000	0.000		10.00	-	-		0.000	0.000	0.000		0.001	-	-		0.090		
9.200						-	-																											0.092	
9.250	0.000	0.000	0.000			-	-	0.000	0.000	0.000		5.36	-	-			0.000	0.000	0.000		10.25	-	-		0.000	0.000	0.000		0.002	-	-		0.093		
9.500	0.000	0.000	0.000			-	-	0.000	0.000	0.000		5.12	-	-			0.000	0.000	0.000		10.50	-	-		0.000	0.000	0.000		0.001	-	-		0.095		
9.600						-	-																											0.096	
9.750	0.000	0.000	0.000			-	-	0.000	0.000	0.000		4.87	-	-			0.000	0.000	0.000		10.75	-	-		0.000	0.000	0.000		0.001	-	-		0.098		
10.000	0.000	0.000	0.000			-	-	0.000	0.000	0.000		4.62	-	-			0.000	0.000	0.000		11.00	-	-		0.000	0.000	0.000		0.002	-	-		0.100		
10.500	0.000	0.000	0.000			-	-	0.000	0.000	0.000		4.12	-	-			0.000	0.000	0.000		11.50	-	-		0.000	0.000	0.000		0.006	-	-		0.105		
11.000	0.000	0.000	0.000			-	-	0.000	0.000	0.000		3.62	-	-			0.000	0.000	0.000		12.00	-	-		0.000	0.000	0.000		0.002	-	-		0.110		
11.500	0.000	0.000	0.000			-	-	0.000	0.000	0.000		3.13	-	-			0.000	0.000	0.000		12.50	-	-		0.000	0.000	0.000		0.007	-	-		0.115		
12.000	0.000	0.000	0.000			-	-	0.000	0.000	0.000		2.64	-	-			0.000	0.000	0.000		13.00	-	15		0.000	0.000	0.000		0.021	-	-		0.120		
12.500	0.000	0.000	0.000			-	-	0.000	0.000	0.000		2.17	-	-			0.000	0.000	0.000		13.50	-	10		0.000	0.000	0.000		0.050	-	-		0.125		
13.000	0.000	0.000	0.000			-	-	0.000	0.000	0.000		1.73	-	-			0.000	0.000	0.000		14.00	-	-		0.000	0.000	0.000		0.111	-	-		0.130		
13.500	0.000	0.000	0.000			-	30	0.000	0.000	0.000		1.33	-	30			0.000	0.000	0.000		14.50	-	-		0.000	0.000	0.000		0.213	-	-		0.135		
14.000	0.600	0.600	0.600	0.600		10	10	0.000	0.000	0.000		0.988	-	-			0.000	0.000	0.000		15.00	-	-		0.270	0.270	0.270	0.270	0.270	15	0		0.140		
14.500	0.117	0.117	0.117	0.117		15	-	0.000	0.000	0.000		0.702	-	-			0.000	0.000	0.000		15.50	-	-		0.000	0.000	0.000		0.580	-	-		0.145		
15.000	0.000	0.000	0.000			-	-	0.000	0.000	0.000		0.477	-	-			0.000	0.000	0.000		16.00	-	-		0.000	0.000	0.000		0.855	-	-		0.150		
15.500	0.000	0.000	0.000			-	-	0.300	0.300	0.300	0.300	0.300	15	-			0.000	0.000	0.000		16.50	-	-		0.000	0.000	0.000		1.19	-	-		0.155		
16.000	0.000	0.000	0.000			-	-	0.000	0.000	0.000		0.193	-	-			0.000	0.000	0.000		17.00	-	-		0.000	0.000	0.000		1.57	-	-		0.160		
16.500	0.000	0.000	0.000			-	-	0.000	0.000	0.000		0.116	-	-			0.000	0.000	0.000		17.50	-	-		0.000	0.000	0.000		2.00	-	-		0.165		
17.000	0.000	0.000	0.000			-	-	0.000	0.000	0.000		0.067	-	-			0.000	0.000	0.000		18.00	-	-		0.000	0.000	0.000		2.45	-	-		0.170		
17.500	0.000	0.000	0.000			-	-	0.000	0.000	0.000		0.037	-	-			0.000	0.000	0.000		18.50	-	-		0.000	0.000	0.000		2.92	-	-		0.175		
18.000	0.000	0.000	0.000			-	-	0.000	0.000	0.000		0.020	-	-			0.000	0.000	0.000		19.00	-	-		0.000	0.000	0.000		3.41	-	-		0.180		
18.500	0.000	0.000	0.000			-	-	0.000	0.000	0.000		0.010	-	-			0.000	0.000	0.000		19.50	-	-		0.000	0.000	0.000		3.90	-	-		0.185		
19.000	0.000	0.000	0.000			-	-	0.000	0.000	0.000		0.005	-	-			0.000	0.000	0.000		20.00	-	-		0.000	0.000	0.000		4.40	-	-		0.190		
19.500	0.000	0.000	0.000			-	-	0.000	0.000	0.000		0.002	-	-			0.000	0.000	0.000		20.50	-	-		0.000	0.000	0.000		4.90	-	-		0.195		
20.000	0.000	0.000	0.000			-	-	0.000	0.000	0.000		0.001	-	-			0.000	0.000	0.000		21.00	-	-		0.000	0.000	0.000		5.40	-	-		0.200		
21.000	0.000	0.000	0.000			-	-										0.000	0.000	0.000		22.00	-	-							-	-		0.210		
22.000	0.000	0.000	0.000			-	-										0.000	0.000	0.000		23.00	-	-							-	-		0.220		
Totals:						25	40							15	30	0	0							25	25							15	0	0	269
Number of Trades:						2							1	0							0.00							1	0						

OTE (CR)

(Contract Size: 100 Securities, Exercise Style: American, Physical Delivery)

Call Options																Put Options																		
April 2026								May 2026								Other Months		April 2026					May 2026					Other Months		Exercise Price				
Exercise Price	Open price	Price max	Price min	Last price	Closing price	Volume	Open Interest	Open price	Price max	Price min	Last price	Closing price	Volume	Open Interest	Volume	Open Interest	Open price	Price max	Price min	Last price	Closing price	Volume	Open Interest	Open price	Price max	Price min	Last price	Closing price	Volume		Open Interest	Volume	Open Interest	
10.000						-	-							-	-									-	-									0.100
10.500						-	-							-	-									-	-									0.105
11.000	0.000	0.000	0.000			-	-	0.000	0.000	0.000		7.22	-	-			0.000	0.000	0.000		12.00	-	-	0.000	0.000	0.000		0.001	-	-			0.110	
11.500	0.000	0.000	0.000			-	-	0.000	0.000	0.000		6.72	-	-			0.000	0.000	0.000		12.50	-	-	0.000	0.000	0.000		0.001	-	-			0.115	
12.000	0.000	0.000	0.000			-	-	0.000	0.000	0.000		6.22	-	-			0.000	0.000	0.000		13.00	-	-	0.000	0.000	0.000		0.001	-	-			0.120	
12.500	0.000	0.000	0.000			-	-	0.000	0.000	0.000		5.72	-	-			0.000	0.000	0.000		13.50	-	-	0.000	0.000	0.000		0.002	-	-			0.125	
13.000	0.000	0.000	0.000			-	-	0.000	0.000	0.000		5.22	-	-			0.000	0.000	0.000		14.00	-	-	0.000	0.000	0.000		0.001	-	-			0.130	
13.500	0.000	0.000	0.000			-	-	0.000	0.000	0.000		4.72	-	-			0.000	0.000	0.000		14.50	-	-	0.000	0.000	0.000		0.001	-	-			0.135	
14.000	0.000	0.000	0.000			-	-	0.000	0.000	0.000		4.22	-	-			0.000	0.000	0.000		15.00	-	-	0.000	0.000	0.000		0.001	-	-			0.140	
14.500	0.000	0.000	0.000			-	-	0.000	0.000	0.000		3.72	-	-			0.000	0.000	0.000		15.50	-	-	0.000	0.000	0.000		0.001	-	-			0.145	
15.000	0.000	0.000	0.000			-	-	0.000	0.000	0.000		3.23	-	-			0.000	0.000	0.000		16.00	-	-	0.000	0.000	0.000		0.002	-	-			0.150	
15.500	0.000	0.000	0.000			-	-	0.000	0.000	0.000		2.73	-	-			0.000	0.000	0.000		16.50	-	-	0.000	0.000	0.000		0.008	-	-			0.155	
16.000	0.000	0.000	0.000			-	15	0.000	0.000	0.000		2.25	-	-			0.000	0.000	0.000		17.00	-	61	0.000	0.000	0.000		0.023	-	-			0.160	
16.500	0.000	0.000	0.000			-	-	0.000	0.000	0.000		1.79	-	-			0.000	0.000	0.000		17.50	-	45	0.000	0.000	0.000		0.062	-	-			0.165	
17.000	0.000	0.000	0.000			-	16	0.000	0.000	0.000		1.36	-	-			0.000	0.000	0.000		18.00	-	-	0.000	0.000	0.000		0.133	-	-			0.170	
17.500	0.000	0.000	0.000			-	15	0.000	0.000	0.000		0.987	-	-			0.000	0.000	0.000		18.50	-	-	0.000	0.000	0.000		0.259	-	-			0.175	
18.000	0.000	0.000	0.000			-	-	0.000	0.000	0.000		0.679	-	-			0.000	0.000	0.000		19.00	-	-	0.000	0.000	0.000		0.451	-	-			0.180	
18.500	0.000	0.000	0.000			-	-	0.000	0.000	0.000		0.438	-	-			0.000	0.000	0.000		19.50	-	-	0.000	0.000	0.000		0.711	-	-			0.185	
19.000	0.000	0.000	0.000			-	-	0.000	0.000	0.000		0.263	-	-			0.000	0.000	0.000		20.00	-	-	0.000	0.000	0.000		1.04	-	-			0.190	
19.500	0.000	0.000	0.000			-	-	0.000	0.000	0.000		0.151	-	-			0.000	0.000	0.000		20.50	-	-	0.000	0.000	0.000		1.43	-	-			0.195	
20.000	0.000	0.000	0.000			-	-	0.000	0.000	0.000		0.081	-	-			0.000	0.000	0.000		21.00	-	-	0.000	0.000	0.000		1.86	-	-			0.200	
21.000	0.000	0.000	0.000			-	-	0.000	0.000	0.000		0.019	-	-			0.000	0.000	0.000		22.00	-	-	0.000	0.000	0.000		2.81	-	-			0.210	
22.000	0.000	0.000	0.000			-	-	0.000	0.000	0.000		0.003	-	-			0.000	0.000	0.000		23.00	-	-	0.000	0.000	0.000		3.80	-	-			0.220	
23.000	0.000	0.000	0.000			-	-	0.000	0.000	0.000		0.001	-	-			0.000	0.000	0.000		24.00	-	-	0.000	0.000	0.000		4.80	-	-			0.230	
24.000	0.000	0.000	0.000			-	-	0.000	0.000	0.000		0.001	-	-			0.000	0.000	0.000		25.00	-	-	0.000	0.000	0.000		5.80	-	-			0.240	
25.000	0.000	0.000	0.000			-	-	0.000	0.000	0.000		0.001	-	-			0.000	0.000	0.000		26.00	-	-	0.000	0.000	0.000		6.80	-	-			0.250	
26.000	0.000	0.000	0.000			-	-	0.000	0.000	0.000		0.001	-	-			0.000	0.000	0.000		27.00	-	-	0.000	0.000	0.000		7.80	-	-			0.260	
Totals:						0	46						0	0	0	0						0	106							0	106	0	0	
Number of Trades:						0							0		0								0.00							0		0		

PIRAEUS BANK (CR)

(Contract Size: 100 Securities, Exercise Style: American, Physical Delivery)

Call Options														Put Options																			
April 2026							May 2026							Other Months		April 2026							May 2026							Other Months		Exercise Price	
Open price	Price max	Price min	Last price	Closing price	Volume	Open Interest	Open price	Price max	Price min	Last price	Closing price	Volume	Open Interest	Volume	Open Interest	Open price	Price max	Price min	Last price	Closing price	Volume	Open Interest	Open price	Price max	Price min	Last price	Closing price	Volume	Open Interest	Volume	Open Interest		
4.250	0.000	0.000	0.000		-	-	0.000	0.000	0.000		4.14	-	-			0.000	0.000	0.000		5.25	-	-		0.000	0.000	0.000		0.001	-	-			0.043
4.500	0.000	0.000	0.000		-	-	0.000	0.000	0.000		3.89	-	-			0.000	0.000	0.000		5.50	-	-		0.000	0.000	0.000		0.001	-	-			0.045
4.750	0.000	0.000	0.000		-	-	0.000	0.000	0.000		3.64	-	-			0.000	0.000	0.000		5.75	-	-		0.000	0.000	0.000		0.001	-	-			0.048
5.000	0.000	0.000	0.000		-	-	0.000	0.000	0.000		3.39	-	-			0.000	0.000	0.000		6.00	-	-		0.000	0.000	0.000		0.001	-	-			0.050
5.250	0.000	0.000	0.000		-	-	0.000	0.000	0.000		3.14	-	-			0.000	0.000	0.000		6.25	-	-		0.000	0.000	0.000		0.002	-	-			0.053
5.500	0.000	0.000	0.000		-	-	0.000	0.000	0.000		2.89	-	-			0.000	0.000	0.000		6.50	-	-		0.000	0.000	0.000		0.001	-	-			0.055
5.750	0.000	0.000	0.000		-	-	0.000	0.000	0.000		2.64	-	-			0.000	0.000	0.000		6.75	-	-		0.000	0.000	0.000		0.001	-	-			0.058
6.000	0.000	0.000	0.000		-	-	0.000	0.000	0.000		2.39	-	-			0.000	0.000	0.000		7.00	-	-		0.000	0.000	0.000		0.001	-	-			0.060
6.250	0.000	0.000	0.000		-	-	0.000	0.000	0.000		2.14	-	-			0.000	0.000	0.000		7.25	-	20		0.000	0.000	0.000		0.003	-	-			0.063
6.500	0.000	0.000	0.000		-	-	0.000	0.000	0.000		1.90	-	-			0.000	0.000	0.000		7.50	-	-		0.000	0.000	0.000		0.007	-	-			0.065
6.750	0.000	0.000	0.000		-	-	0.000	0.000	0.000		1.66	-	-			0.000	0.000	0.000		7.75	-	-		0.000	0.000	0.000		0.016	-	-			0.068
7.000	0.000	0.000	0.000		-	-	0.000	0.000	0.000		1.42	-	-			0.000	0.000	0.000		8.00	-	30		0.000	0.000	0.000		0.033	-	-			0.070
7.250	0.000	0.000	0.000		-	-	0.000	0.000	0.000		1.20	-	-			0.000	0.000	0.000		8.25	-	-		0.000	0.000	0.000		0.060	-	-			0.073
7.500	0.000	0.000	0.000		-	1,200	0.000	0.000	0.000		0.995	-	-			0.000	0.000	0.000		8.50	-	-		0.000	0.000	0.000		0.103	-	-			0.075
7.750	0.000	0.000	0.000		-	1,200	0.000	0.000	0.000		0.808	-	-			0.000	0.000	0.000		8.75	-	-		0.000	0.000	0.000		0.166	-	-			0.078
8.000	0.000	0.000	0.000		-	-	0.000	0.000	0.000		0.642	-	-			0.000	0.000	0.000		9.00	-	-		0.000	0.000	0.000		0.250	-	-			0.080
8.250	0.000	0.000	0.000		-	-	0.000	0.000	0.000		0.499	-	-			0.000	0.000	0.000		9.25	-	-		0.000	0.000	0.000		0.357	-	-			0.083
8.500	0.000	0.000	0.000		-	-	0.000	0.000	0.000		0.379	-	-			0.000	0.000	0.000		9.50	-	-		0.000	0.000	0.000		0.486	-	-			0.085
8.750	0.000	0.000	0.000		-	-	0.000	0.000	0.000		0.280	-	-			0.000	0.000	0.000		9.75	-	-		0.000	0.000	0.000		0.637	-	-			0.088
9.000	0.000	0.000	0.000		-	-	0.000	0.000	0.000		0.201	-	-			0.000	0.000	0.000		10.00	-	-		0.000	0.000	0.000		0.808	-	-			0.090
9.250	0.000	0.000	0.000		-	-	0.000	0.000	0.000		0.144	-	-			0.000	0.000	0.000		10.25	-	-		0.000	0.000	0.000		1.00	-	-			0.093
9.500	0.000	0.000	0.000		-	-	0.000	0.000	0.000		0.100	-	-			0.000	0.000	0.000		10.50	-	-		0.000	0.000	0.000		1.21	-	-			0.095
9.750	0.000	0.000	0.000		-	-	0.000	0.000	0.000		0.067	-	-			0.000	0.000	0.000		10.75	-	-		0.000	0.000	0.000		1.43	-	-			0.098
10.000	0.000	0.000	0.000		-	-	0.000	0.000	0.000		0.044	-	-			0.000	0.000	0.000		11.00	-	-		0.000	0.000	0.000		1.65	-	-			0.100
10.500	0.000	0.000	0.000		-	-	0.000	0.000	0.000		0.019	-	-			0.000	0.000	0.000		11.50	-	-		0.000	0.000	0.000		2.13	-	-			0.105
11.000	0.000	0.000	0.000		-	-	0.000	0.000	0.000		0.007	-	-			0.000	0.000	0.000		12.00	-	-		0.000	0.000	0.000		2.62	-	-			0.110
11.500	0.000	0.000	0.000		-	-	0.000	0.000	0.000		0.003	-	-			0.000	0.000	0.000		12.50	-	-		0.000	0.000	0.000		3.12	-	-			0.115
12.000	0.000	0.000	0.000		-	-	0.000	0.000	0.000		0.001	-	-			0.000	0.000	0.000		13.00	-	-		0.000	0.000	0.000		3.62	-	-			0.120
12.500	0.000	0.000	0.000		-	-										0.000	0.000	0.000		13.50	-	-											0.125
13.000	0.000	0.000	0.000		-	-										0.000	0.000	0.000		14.00	-	-											0.130
Totals:					0	2,400						0	0	0	0						0	50						0	0	0	0		
Number of Trades:					0						0	0						0.00						0	0								

PPC (CR)

(Contract Size: 100 Securities, Exercise Style: American, Physical Delivery)

Call Options																	Put Options																
April 2026							May 2026							Other Months		April 2026					May 2026					Other Months		Exercise Price					
Exercise Price	Open price	Price max	Price min	Last price	Closing price	Volume	Open Interest	Open price	Price max	Price min	Last price	Closing price	Volume	Open Interest	Volume	Open Interest	Open price	Price max	Price min	Last price	Closing price	Volume	Open Interest	Open price	Price max	Price min	Last price		Closing price	Volume	Open Interest	Volume	Open Interest
9.200						-	-																										0.092
9.500						-	-																										0.095
9.600						-	-																										0.096
9.750						-	-																										0.098
10.000						-	-																										0.100
10.500						-	-																										0.105
11.000						-	-																										0.110
11.500						-	-																										0.115
12.000	0.000	0.000	0.000			-	-	0.000	0.000	0.000		7.16	-	-			0.000	0.000	0.000		13.00	-	-	0.000	0.000	0.000	0.001	-	-			0.120	
12.500	0.000	0.000	0.000			-	-	0.000	0.000	0.000		6.66	-	-			0.000	0.000	0.000		13.50	-	-	0.000	0.000	0.000	0.001	-	-			0.125	
13.000	0.000	0.000	0.000			-	-	0.000	0.000	0.000		6.16	-	-			0.000	0.000	0.000		14.00	-	-	0.000	0.000	0.000	0.001	-	-			0.130	
13.500	0.000	0.000	0.000			-	-	0.000	0.000	0.000		5.66	-	-			0.000	0.000	0.000		14.50	-	-	0.000	0.000	0.000	0.001	-	-			0.135	
14.000	0.000	0.000	0.000			-	-	0.000	0.000	0.000		5.16	-	-			0.000	0.000	0.000		15.00	-	-	0.000	0.000	0.000	0.002	-	-			0.140	
14.500	0.000	0.000	0.000			-	-	0.000	0.000	0.000		4.66	-	-			0.000	0.000	0.000		15.50	-	-	0.000	0.000	0.000	0.001	-	-			0.145	
15.000	0.000	0.000	0.000			-	-	0.000	0.000	0.000		4.16	-	-			0.000	0.000	0.000		16.00	-	-	0.000	0.000	0.000	0.001	-	-			0.150	
15.500	0.000	0.000	0.000			-	-	0.000	0.000	0.000		3.67	-	-			0.000	0.000	0.000		16.50	-	-	0.000	0.000	0.000	0.002	-	-			0.155	
16.000	0.000	0.000	0.000			-	-	0.000	0.000	0.000		3.17	-	-			0.000	0.000	0.000		17.00	-	-	0.000	0.000	0.000	0.008	-	-			0.160	
16.500	0.000	0.000	0.000			-	-	0.000	0.000	0.000		2.69	-	-			0.000	0.000	0.000		17.50	-	30	0.000	0.000	0.000	0.021	-	-			0.165	
17.000	0.000	0.000	0.000			-	45	0.000	0.000	0.000		2.22	-	-			0.000	0.000	0.000		18.00	-	-	0.000	0.000	0.000	0.049	-	-			0.170	
17.500	0.000	0.000	0.000			-	2	0.000	0.000	0.000		1.77	-	-			0.000	0.000	0.000		18.50	-	-	0.000	0.000	0.000	0.107	-	-			0.175	
18.000	0.000	0.000	0.000			-	-	0.000	0.000	0.000		1.37	-	1			0.000	0.000	0.000		19.00	-	-	0.000	0.000	0.000	0.204	-	-			0.180	
18.500	0.108	0.108	0.108	0.108		15	17	0.000	0.000	0.000		1.02	-	1			0.003	0.003	0.003	0.003	19.50	4	4	0.000	0.000	0.000	0.351	-	-			0.185	
19.000	0.000	0.000	0.000			-	7	0.666	0.666	0.564	0.564	0.564	2	-			0.000	0.000	0.000		20.00	-	-	0.000	0.000	0.000	0.557	-	-			0.190	
19.500	0.000	0.000	0.000			-	3	0.300	0.300	0.300	0.300	0.300	10	-			0.000	0.000	0.000		20.50	-	-	0.000	0.000	0.000	0.824	-	-			0.195	
20.000	0.000	0.000	0.000			-	-	0.000	0.000	0.000		0.319	-	15			0.000	0.000	0.000		21.00	-	-	0.000	0.000	0.000	1.15	-	-			0.200	
21.000	0.000	0.000	0.000			-	-	0.000	0.000	0.000		0.115	-	-			0.000	0.000	0.000		22.00	-	-	0.000	0.000	0.000	1.95	-	-			0.210	
22.000	0.000	0.000	0.000			-	-	0.000	0.000	0.000		0.034	-	-			0.000	0.000	0.000		23.00	-	-	0.000	0.000	0.000	2.88	-	-			0.220	
23.000	0.000	0.000	0.000			-	-	0.000	0.000	0.000		0.009	-	-			0.000	0.000	0.000		24.00	-	-	0.000	0.000	0.000	3.86	-	-			0.230	
24.000	0.000	0.000	0.000			-	-	0.000	0.000	0.000		0.002	-	-			0.000	0.000	0.000		25.00	-	-	0.000	0.000	0.000	4.86	-	-			0.240	
25.000	0.000	0.000	0.000			-	-	0.000	0.000	0.000		0.004	-	-			0.000	0.000	0.000		26.00	-	-	0.000	0.000	0.000	5.86	-	-			0.250	
26.000	0.000	0.000	0.000			-	-	0.000	0.000	0.000		0.001	-	-			0.000	0.000	0.000		27.00	-	-	0.000	0.000	0.000	6.86	-	-			0.260	
27.000	0.000	0.000	0.000			-	-	0.000	0.000	0.000		0.001	-	-			0.000	0.000	0.000		28.00	-	-	0.000	0.000	0.000	7.86	-	-			0.270	
28.000	0.000	0.000	0.000			-	-	0.000	0.000	0.000		0.001	-	-			0.000	0.000	0.000		29.00	-	-	0.000	0.000	0.000	8.86	-	-			0.280	
29.000	0.000	0.000	0.000			-	-	0.000	0.000	0.000		0.001	-	-			0.000	0.000	0.000		30.00	-	-	0.000	0.000	0.000	9.86	-	-			0.290	
30.000	0.000	0.000	0.000			-	-	0.000	0.000	0.000		0.001	-	-			0.000	0.000	0.000		31.00	-	-	0.000	0.000	0.000	10.86	-	-			0.300	

PPC (CR)

(Contract Size: 100 Securities, Exercise Style: American, Physical Delivery)

	Call Options														Put Options																			
	April 2026							May 2026							Other Months		April 2026							May 2026							Other Months			
Exercise Price	Open price	Price max	Price min	Last price	Closing price	Volume	Open Interest	Open price	Price max	Price min	Last price	Closing price	Volume	Open Interest	Volume	Open Interest	Open price	Price max	Price min	Last price	Closing price	Volume	Open Interest	Open price	Price max	Price min	Last price	Closing price	Volume	Open Interest	Volume	Open Interest	Exercise Price	
Totals:						15	74						12	17	0	0							15	34						0	15	0	0	
Number of Trades:							1						3		0								2.00						0		0			

Lending Products	Underlying Title	Multilateral Transactions[1]					Bilateral Transactions[2]		Stock Borrowing through OTC (volume)[3]
		Open Interest[5]	Volume(Offered)	Average Weighted	Transactions volume	Average Weighted	Transactions Volume	Average Weighted	Transactions Volume
ADMIEBOR	ADMIE (IPTO) HOLDING S.A. (CR)	3,700	---	---	---	---	---	5,249,105	
AEGNBOR	AEGEAN AIRLINES (CR)	---	---	---	---	---	---	491,836	
AKTRBOR	AKTOR S.A. HOLDING CO. (CR)	---	---	---	---	---	---	855,002	
ALWNBOR	Allwyn AG (CR)	58,944	---	---	---	---	---	9,084,687	
ALPHABOR	ALPHA BANK (CR)	8,000	---	---	44,829	3.70%	---	187,795,933	
AETFBOR	ALPHA ETF FTSE Athex Large Cap	---	---	---	---	---	5,000	1.00%	2,000
AEMBOR	ALTER EGO MEDIA (CR)	---	---	---	---	---	---	---	
AIABOR	ATHENS INTL AIRPORT (CR)	1,373	---	---	---	---	---	393,297	
ACAGBOR	AUSTRIACARD (CB)	---	---	---	---	---	---	962	
OTOELBOR	AUTOHELLAS SA (CR)	7,400	---	---	---	---	---	58,016	
AVAXBOR	AVAX S.A. (CR)	7,900	---	---	---	---	---	467,635	
BYLOTBOR	BALLY'S INTRALOT (CR)	36,668	---	---	---	---	---	35,455,613	
BOCHGRBOR	BANK OF CYPRUS (CR)	---	---	---	---	---	---	501,281	
EEEBOR	CC HBC AG (CR)	1,160	---	---	---	---	---	155,315	
CENERBOR	CENERGY HOLDINGS (CB)	29,591	---	---	---	---	---	1,348,779	
CREDIABOR	CrediaBank (CR)	794	---	---	---	---	---	599,183	
DIMANDBOR	DIMAND (CR)	---	---	---	---	---	---	7,342	
ELLAKTORBOR	ELLAKTOR (CR)	53,732	---	---	---	---	---	162,680	
ELHABOR	ELVALHALCOR (CR)	11,714	---	---	---	---	---	400,283	
EUROBBOR	EUROBANK (CR)	42,382	---	---	---	---	---	120,894,707	
EYDAPBOR	EYDAP S.A. (CR)	19	---	---	---	---	---	387,613	
FOYRKBOR	FOURLIS (CR)	2,500	---	---	---	---	1,000	1.50%	112,084
GEKTERNABOR	GEK TERNA (CR)	12,566	---	---	---	---	---	1,168,658	
SARBOR	GR. SARANTIS S.A. (CR)	3,758	---	---	4,537	5.11%	---	---	210,173
EXAEBOR	HELLENIC EXCHANGES-A.S.E. (CR)	14,409	---	---	---	---	---	---	343,370
ELPEBOR	HELLENIQ ENERGY (CR)	---	---	---	---	---	---	---	724,085
INTEKBOR	IDEAL HOLDINGS (CR)	---	---	---	---	---	---	---	48,787
INTRKBOR	INTRACOM HOLDINGS (CR)	---	---	---	---	---	---	---	252,369
BELABOR	JUMBO SA (CR)	---	---	---	---	---	---	---	575,116
KRIBOR	KRI-KRI S.A. (CR)	2,999	---	---	---	---	---	---	---
LAMDABOR	LAMDA DEVELOPMENT SA (CR)	---	---	---	---	---	---	---	252,722

Stock Lending Notes

[1] - Multilateral contracts Lending or Borrowing as per Methods 8-1, 8-2 and 8-3-3 (According to ATHEX BoD Resolution No.17)

[2] - Bilateral Contracts Lending or Borrowing as per Methods 8-3-1 and 8-3-2 & Contracts as per Method 4 (According to ATHEX BoD Resolution No.20)

[3] - The information concerning OTC Stock Borrowing Transactions is based on the statements of the Dematerialised Securities System (DSS) operators involved and refers to volumes that have been registered up until the previous working day.

[4] - Average Price (Volume weighted)

[5] - The Data concerning Open Interest before the start of trading session

Lending Products	Underlying Title	Open Interest[5]	Multilateral Transactions[1]				Bilateral Transactions[2]		Stock Borrowing through OTC (volume)[3]
			Volume(Offered)	Average Weighted	Transactions volume	Average Weighted	Transactions Volume	Average Weighted	Transactions Volume
MTLNBOR	METLEN PLC (CR)	16,990	---	---	---	---	---	1,400,699	
MIGBOR	MIG (CR)	1,495	---	---	---	---	---	39,913	
MOHBOR	MOTOR OIL (CR)	25,579	---	---	---	---	---	738,825	
ETEBOR	NATIONAL BANK (CR)	59,465	---	---	---	---	---	24,159,530	
NOVALBOR	NOVAL PROPERTY REIC (CR)	---	---	---	---	---	---	---	
OPTIMABOR	OPTIMA BANK (CR)	---	---	---	---	---	---	4,987,207	
HTOBOR	OTE (CR)	3,300	---	---	---	1,000	1.50%	4,196,143	
PPABOR	P.P.A. S.A. (CR)	4,500	---	---	---	---	---	88,738	
TPEIRBOR	PIRAEUS BANK (CR)	159,897	---	---	---	---	---	12,543,802	
PPCBOR	PPC (CR)	60,270	---	---	---	---	---	10,083,293	
PROFBOR	PROFILE SA (CR)	---	---	---	---	---	---	74,526	
QLCOBOR	QUALCO GROUP (CR)	---	---	---	---	---	---	971,650	
QUESTBOR	QUEST HOLDINGS (CR)	4,191	---	---	---	---	---	48,196	
TITCBOR	TITAN (CB)	7,098	---	---	---	---	---	118,015	
OLTHBOR	TPA SA (CR)	---	---	---	---	---	---	750	
TRESTATESBOR	TRADE ESTATES REIC (CR)	---	---	---	---	---	---	---	
VIOBOR	VIOHALCO SA/IV (CB)	300	---	---	---	---	---	---	

Stock Lending Notes

[1] - Multilateral contracts Lending or Borrowing as per Methods 8-1, 8-2 and 8-3-3 (According to ATHEX BoD Resolution No.17)

[2] - Bilateral Contracts Lending or Borrowing as per Methods 8-3-1 and 8-3-2 & Contracts as per Method 4 (According to ATHEX BoD Resolution No.20)

[3] - The information concerning OTC Stock Borrowing Transactions is based on the statements of the Dematerialised Securities System (DSS) operators involved and refers to volumes that have been registered up until the previous working day.

[4] - Average Price (Volume weighted)

[5] - The Data concerning Open Interest before the start of trading session

Sectors codification for listed companies

12003 -	ETF	10101010	Computer Services
10101015	Software	10102030	Computer Hardware
15101010	Telecommunications Equipment	15102015	Telecommunications Services
20101010	Health Care Facilities	20102010	Medical Equipment
20103015	Pharmaceuticals	30101010	Banks
30202000	Diversified Financial Services	30202010	Asset Managers & Custodians
30202015	Investment Services	30204000	Closed End Investments
30302010	Full Line Insurance	30302015	Insurance Brokers
30302025	Property and Casualty Insurance	35101010	Real Estate Holding and Development
35101015	Real Estate Services	35102000	Diversified REITs
35102045	Retail REITs.	40202015	Household Furnishings
40202020	Household Appliance	40203040	Electronic Entertainment
40204020	Clothing & Accessories	40301010	Entertainment
40301030	Publishing	40301035	Radio & TV Broadcasters
40401010	Diversified Retailers	40401020	Apparel Retailers
40401025	Home Improvement Retailers	40401030	Specialty Retailers
40501010	Airlines	40501015	Travel & Tourism
40501020	Casinos & Gambling	40501025	Hotels & Motels
45101015	Distillers & Vintners	45101020	Soft Drinks
45102010	Farming Fishing Ranching & Plantations	45102020	Food Products
45103010	Tobacco	45201010	Food Retailers & Wholesalers
45201020	Personal Products	50101010	Construction
50101020	Building Roof/Wallboard and Plumbing	50101030	Cement
50101035	Building Materials: Other	50202010	Electrical Components
50203015	Plastics	50203030	Containers & Packaging
50204000	Machinery: Industrial	50204020	Machinery: Construction & Handling
50205010	Industrial Suppliers	50205020	Back Office Support HR & Consulting
50205030	Forms & Bulk Printing Services	50206015	Commercial Vehicles & Parts
50206030	Marine Transportation	50206060	Transportation Services
55101000	Diversified Materials	55101020	Textile Products
55102000	General Mining	55102010	Iron & Steel
55102015	Metal Fabricating	55102035	Aluminum
60101020	Oil Refining and Marketing	65101010	Alternative Electricity
65101015	Conventional Electricity	65102000	Multi-Utilities
65102030	Water		

ATHEXGROUP

Athens Exchange Group

Λεωφ. Αθηνών 110 | 104 42 Αθήνα
110 Athinon Ave | 104 42 Athens GR
T +30 210 3366 800
www.athexgroup.gr