

Investment Focus

ALPHA TRUST-ANDROMEDA Investment Trust S.A. is the only closed-end fund listed on the Athens Stock Exchange. Seeks to invest in listed Greek Securities and fixed income markets with a medium to long term horizon. The portfolio is managed by ALPHA TRUST.

Company Overview

INCEPTION DATE	25/7/2000
LISTING DATE (IPO)	19/12/2001
DOMICILE	Greece
BASE CURRENCY	EUR

Share Facts

NAV PER SHARE	€ 9.14
SHARE PRICE	€ 6.70
NAV	€ 33.33 m
MARKET CAP	€ 24.44 m
NUMBER OF SHARES ^{Note 7}	3,647,742

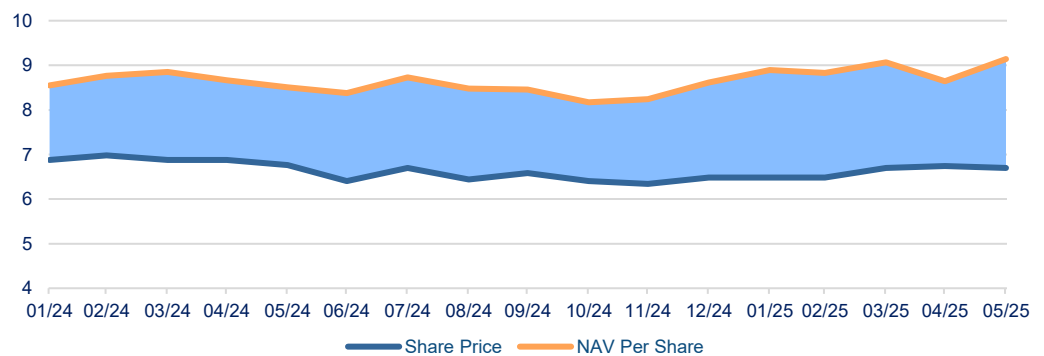
Premium/Discount

Min 2025	-21.27%
Max 2025	-28.11%
Average of the last 52 weeks	-24.06%
30/04/2025	-26.68%

Share Codes

ISIN	GRS433003019
OASIS (ASE)	ANDRO
BLOOMBERG	ANDRO GA
REUTERS RIC	ANDr.AT

Share Price & NAV Per Share Chart

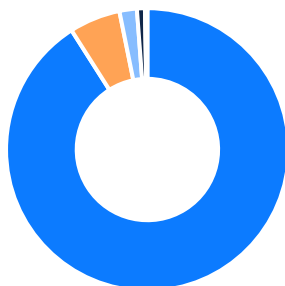


Participation in Indices

FTSE/ATHEX High Dividend Yield Index
ATHEX ESG Index

Performance update	Monthly	YTD	2024	2023	2022	2021	2020
NAV Per Share ^{Note 1}	5.80%	10.16%	9.15%	26.41%	-12.55%	24.75%	7.88%
Share Price	-0.59%	3.40%	0.31%	5.90%	-21.29%	33.62%	-3.45%
ATHEX Composite Index	7.83%	24.60%	13.65%	39.08%	4.08%	10.43%	-11.75%

Equity Sector Allocation ^{Note 2}



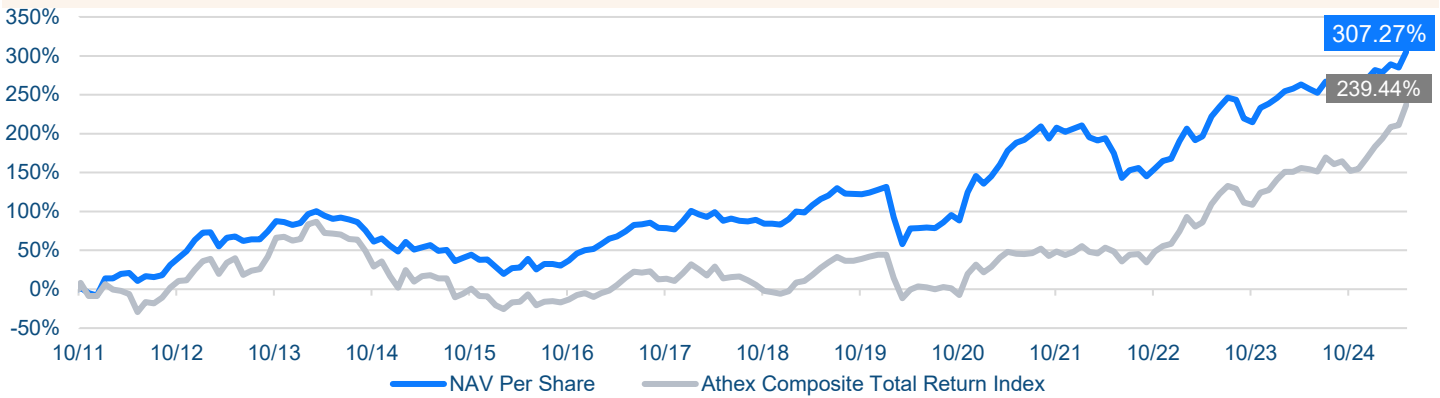
- Equity 90.98%
- Cash 5.84%
- Buy - Back 1.99%
- Fixed Income 0.91%
- Private Equity 0.28%

Technology	17.95%
Industrial	13.86%
Consumer, Cyclical	13.68%
Consumer, Non-cyclical	10.70%
Basic Materials	10.15%
Banks	8.58%
Real Estate	5.35%
Energy	4.31%
Utilities	4.27%
Financial	4.09%
Communications	3.57%

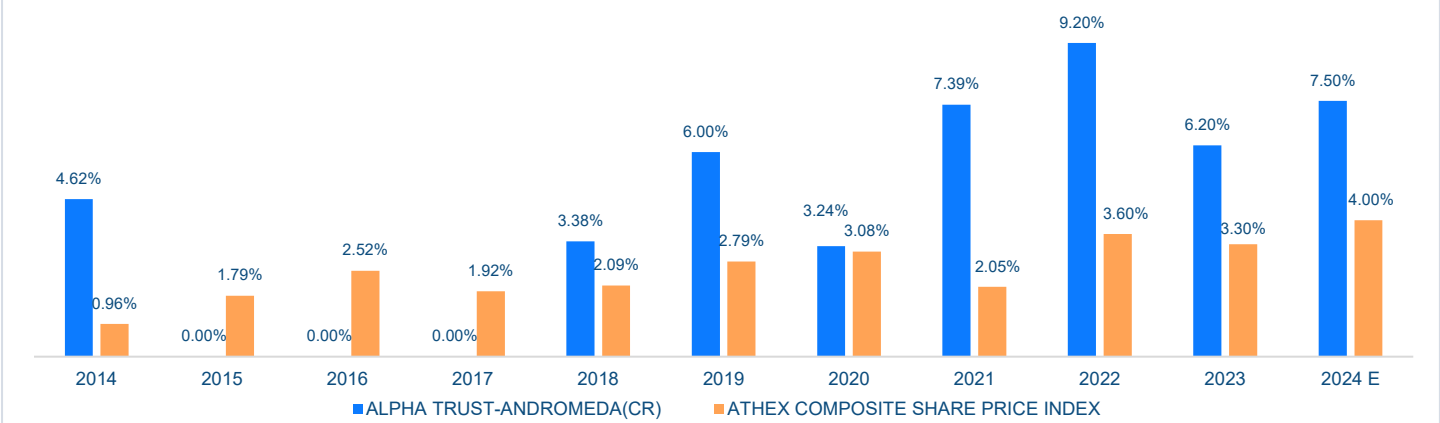
Top 10 Equity Holdings ^{Note 2}

Company	% of Total
QUEST HOLDINGS SA	6.55%
METLEN ENERGY & METALS	5.36%
MOTOR OIL HELLAS	4.31%
PPC SA	4.27%
PETROS PETROPOULOS	3.92%
TITAN CEMENT INTERNATIONAL	3.78%
PROFILE SA	3.69%
HELLENIC TELECOMMUN ORGANIZATION	3.57%
KRI KRI	3.42%
ALPHA SERVICES AND HOLDINGS	3.20%
Total	42.06%

Comparative performance since change of investment strategy to purely Greek (24/10/11) Note 3



Dividend yield Comparison Note 4



Risk Return Data Note 5

VOLATILITY

ALPHA TRUST-ANDROMEDA	14.25%	BETA	0.68
ATHEX COMPOSITE SHARE PRICE INDEX	18.90%	R SQUARE	81.49%
SHARPE RATIO	0.80	CORRELATION	0.90
SORTINO RATIO	0.77		

Dividends (D) & Capital Returns (R)

Ex. Date	Type	€ / share	Ex. Date	Type	€ / share	Ex. Date	Type	€ / share
(21/10/24)	D	0.179	(24/09/20)	R	0.188	(10/09/10)	R	1.250
(13/05/24)	D	0.316	(31/12/19)	R	0.188	(22/04/10)	D	2.500
(30/10/23)	D	0.209	(12/08/19)	R	0.188	(29/09/09)	R	1.500
(22/05/23)	D	0.200	(05/04/18)	D	0.188	(26/03/09)	R	3.000
(08/12/22)	D	0.180	(29/04/14)	D	0.200	(14/08/08)	D	2.000
(23/05/22)	D	0.256	(23/11/11)	R	25.000	(12/03/08)	D	3.750
(12/01/22)	D	0.128	(09/09/11)	R	1.250	(10/08/07)	D	2.500
(15/12/21)	D	0.128	(21/03/11)	R	2.500	(09/03/07)	D	4.250
(29/06/21)	D	0.445				(10/08/06)	D	2.000

Source: ALPHA TRUST, Athens Stock Exchange, Bloomberg

Notes: 1. Performance is dividend adjusted, excluding Treasury Stock, 2. Average weighted, 3. 24/10/2011: Decision of Extraordinary General Shareholders Meeting for Share capital decrease via capital return to shareholders & Against dissolution and liquidation of the Company, 4. Adjusted for the 1/100 Reverse Split on 03/09/2012 and the split (4:1) on 27/10/2021, 5. Risk-Returns performance measures for the last year of observations, 6. Share Capital Increase, 7. The new shares that resulted from the capital increase under the Dividend Reinvestment Program, which began trading on November 15th, 2024, are included.

This report contains data regarding past transactions and services and does not constitute binding or secure predictions with regards to future results of those transactions and services. This report is intended for information purposes only. Part of the information and data of this report have been collected from reliable sources, nevertheless there is no guarantee for their accuracy or their validity. Any data and estimations contained herein do not constitute under any circumstances analysis, instigation (or the opposite) or investment advice for specific transactions. The companies ALPHA TRUST and ALPHA TRUST-ANDROMEDA Investment Trust S.A. bear no liability for any investment that may take place based on estimates published in this report, since money markets and capital markets are subject to unforeseeable fluctuation and the return on the investments may be either losses or profits and consequently under no circumstances can it be guaranteed. ALPHA TRUST is the portfolio manager of ALPHA TRUST-ANDROMEDA Investment Trust S.A. and owns directly 0.99% ALPHA TRUST-ANDROMEDA Investment Trust S.A. shares, while is entitled to exercise voting rights corresponding to 20.132% in total, of the total number of voting rights attached to ALPHA TRUST-ANDROMEDA Investment Trust S.A. shares (data as at 31/05/2025).